Test Plot 1#: GSM 850_Head Left Cheek_Middle

DUT: Mobile phone; Type: CC6; Serial: 19081300202;

Communication System: Generic GSM; Frequency: 836.6 MHz;Duty Cycle: 1:8
Medium parameters used: f = 836.6 MHz; σ = 0.926 S/m; ε_r = 41.636; ρ = 1000 kg/m^3 ;
Phantom section: Left Section

DASY5 Configuration:

- Probe: EX3DV4 - SN7522; ConvF(9.46, 9.46, 9.46) @836.6 MHz;
- Sensor-Surface: 1.4mm (Mechanical Surface Detection)
- Electronics: DAE4 SN1562;Calibrated: 11/6/2018
- Phantom: SAM-Twin V8.0 P1aP2a; Type: QD 000 P41 AA; Serial: 1962
- Measurement SW: DASY52, Version 52.10 (2) ;

Area Scan (71x91x1): Interpolated grid: dx=1.500 mm, dy=1.500 mm
Maximum value of SAR (interpolated) = 0.196 W/kg

Zoom Scan (5x5x7)/Cube 0: Measurement grid: dx=8mm, dy=8mm, dz=5mm
Reference Value = 12.60 V/m; Power Drift = -0.16 dB
Peak SAR (extrapolated) = 0.263 W/kg
SAR(1 g) = 0.178 W/kg; SAR(10 g) = 0.126 W/kg
Maximum value of SAR (measured) = 0.192 W/kg

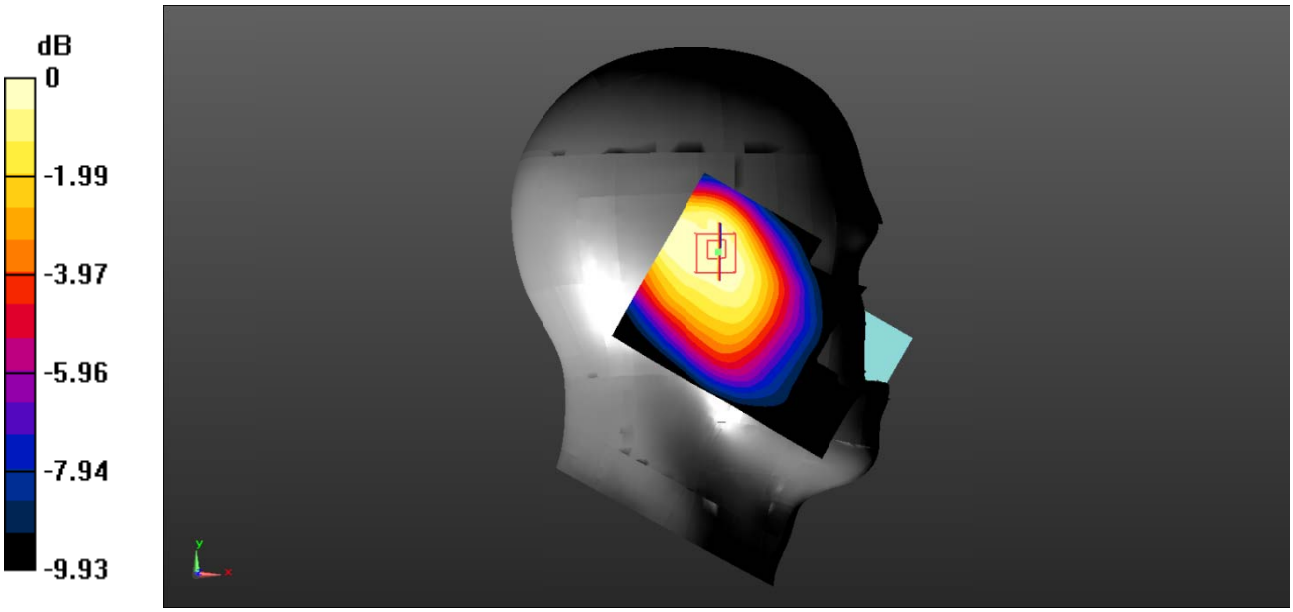

0 dB = 0.192 W/kg = -7.17 dBW/kg

Test Plot 2#: GSM 850_Head Left Tilt_Middle

DUT: Mobile phone; Type: CC6; Serial: 19081300202;

Communication System: Generic GSM; Frequency: 836.6 MHz;Duty Cycle: 1:8
Medium parameters used: f = 836.6 MHz; σ = 0.926 S/m; ε_r = 41.636; ρ = 1000 kg/m^3 ;
Phantom section: Left Section

DASY5 Configuration:

- Probe: EX3DV4 - SN7522; ConvF(9.46, 9.46, 9.46) @836.6 MHz;
- Sensor-Surface: 1.4mm (Mechanical Surface Detection)
- Electronics: DAE4 SN1562;Calibrated: 11/6/2018
- Phantom: SAM-Twin V8.0 P1aP2a; Type: QD 000 P41 AA; Serial: 1962
- Measurement SW: DASY52, Version 52.10 (2) ;

Area Scan (71x91x1): Interpolated grid: dx=1.500 mm, dy=1.500 mm
Maximum value of SAR (interpolated) = 0.253 W/kg

Zoom Scan (5x5x7)/Cube 0: Measurement grid: dx=8mm, dy=8mm, dz=5mm
Reference Value = 13.58 V/m; Power Drift = -0.20 dB
Peak SAR (extrapolated) = 0.497 W/kg
SAR(1 g) = 0.242 W/kg; SAR(10 g) = 0.133 W/kg
Maximum value of SAR (measured) = 0.275 W/kg

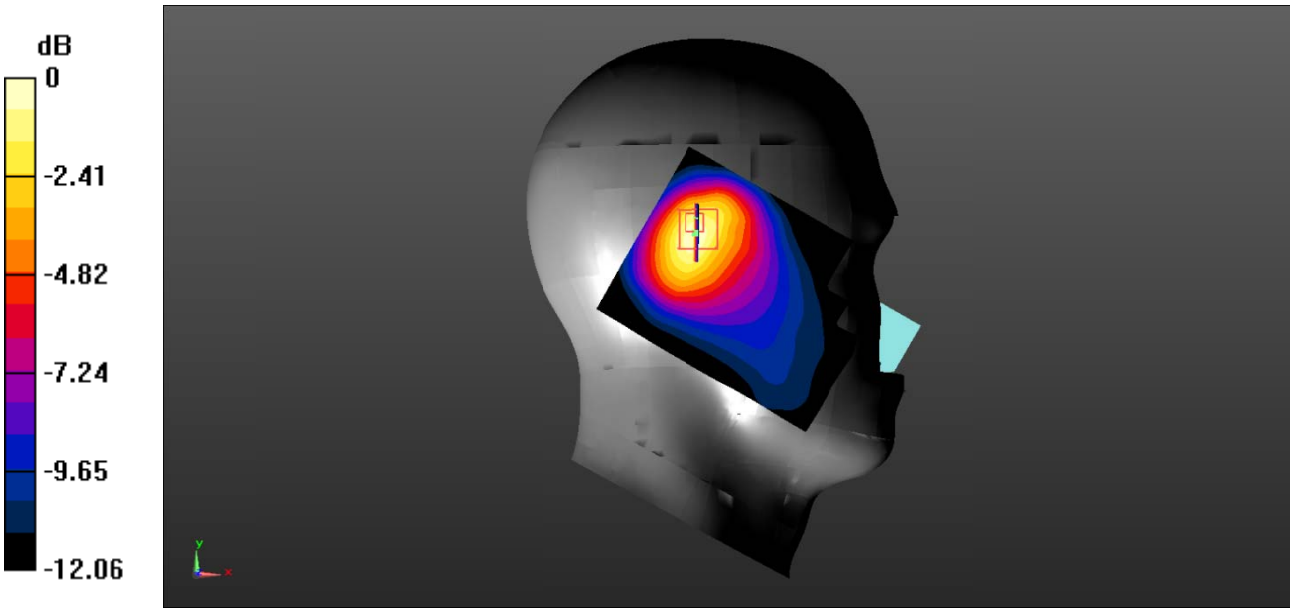

0 dB = 0.275 W/kg = -5.61 dBW/kg

Test Plot 3#: GSM 850_Head Right Cheek_Middle

DUT: Mobile phone; Type: CC6; Serial: 19081300202;

Communication System: Generic GSM; Frequency: 836.6 MHz;Duty Cycle: 1:8
Medium parameters used: f = 836.6 MHz; σ = 0.926 S/m; ε_r = 41.636; ρ = 1000 kg/m^3 ;
Phantom section: Right Section

DASY5 Configuration:

- Probe: EX3DV4 - SN7522; ConvF(9.46, 9.46, 9.46) @836.6 MHz;
- Sensor-Surface: 1.4mm (Mechanical Surface Detection)
- Electronics: DAE4 SN1562;Calibrated: 11/6/2018
- Phantom: SAM-Twin V8.0 P1aP2a; Type: QD 000 P41 AA; Serial: 1962
- Measurement SW: DASY52, Version 52.10 (2) ;

Area Scan (71x91x1): Interpolated grid: dx=1.500 mm, dy=1.500 mm
Maximum value of SAR (interpolated) = 0.209 W/kg

Zoom Scan (5x5x7)/Cube 0: Measurement grid: dx=8mm, dy=8mm, dz=5mm
Reference Value = 13.44 V/m; Power Drift = -0.07 dB
Peak SAR (extrapolated) = 0.262 W/kg
SAR(1 g) = 0.179 W/kg; SAR(10 g) = 0.121 W/kg
Maximum value of SAR (measured) = 0.189 W/kg

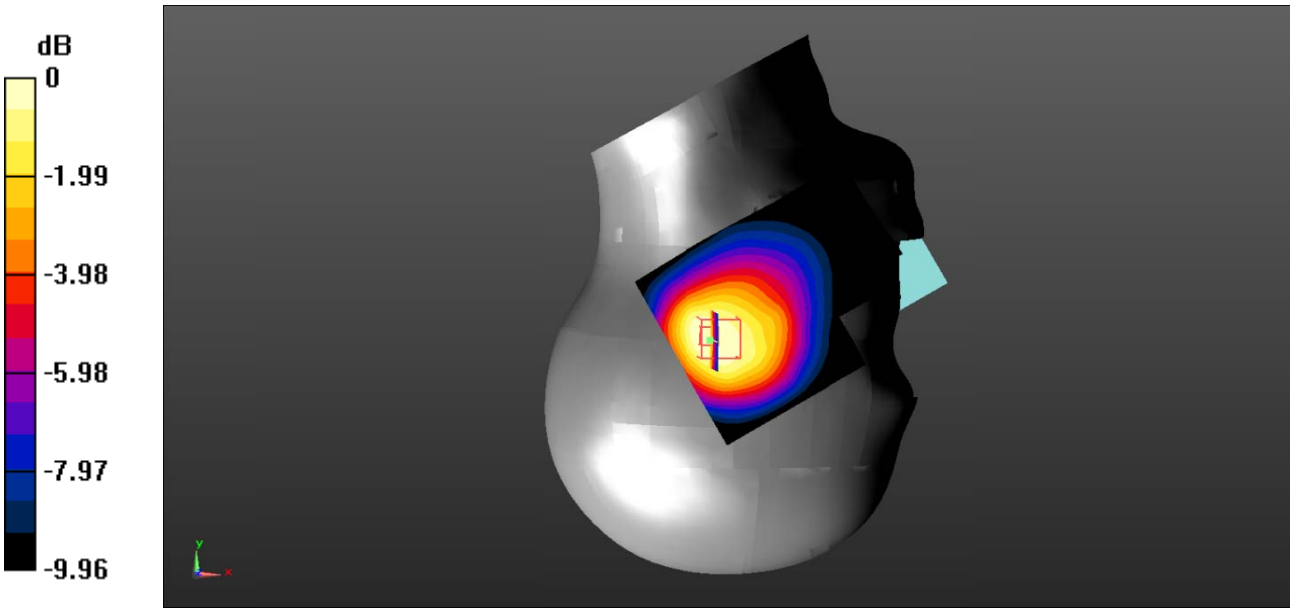

0 dB = 0.189 W/kg = -7.24 dBW/kg

Test Plot 4#: GSM 850_Head Right Tilt_Middle

DUT: Mobile phone; Type: CC6; Serial: 19081300202;

Communication System: Generic GSM; Frequency: 836.6 MHz;Duty Cycle: 1:8
Medium parameters used: f = 836.6 MHz; σ = 0.926 S/m; ε_r = 41.636; ρ = 1000 kg/m^3 ;
Phantom section: Right Section

DASY5 Configuration:

- Probe: EX3DV4 - SN7522; ConvF(9.46, 9.46, 9.46) @836.6 MHz;
- Sensor-Surface: 1.4mm (Mechanical Surface Detection)
- Electronics: DAE4 SN1562;Calibrated: 11/6/2018
- Phantom: SAM-Twin V8.0 P1aP2a; Type: QD 000 P41 AA; Serial: 1962
- Measurement SW: DASY52, Version 52.10 (2) ;

Area Scan (71x91x1): Interpolated grid: dx=1.500 mm, dy=1.500 mm
Maximum value of SAR (interpolated) = 0.182 W/kg

Zoom Scan (5x5x7)/Cube 0: Measurement grid: dx=8mm, dy=8mm, dz=5mm
Reference Value = 12.66 V/m; Power Drift = -0.16 dB
Peak SAR (extrapolated) = 0.234 W/kg
SAR(1 g) = 0.151 W/kg; SAR(10 g) = 0.098 W/kg
Maximum value of SAR (measured) = 0.169 W/kg

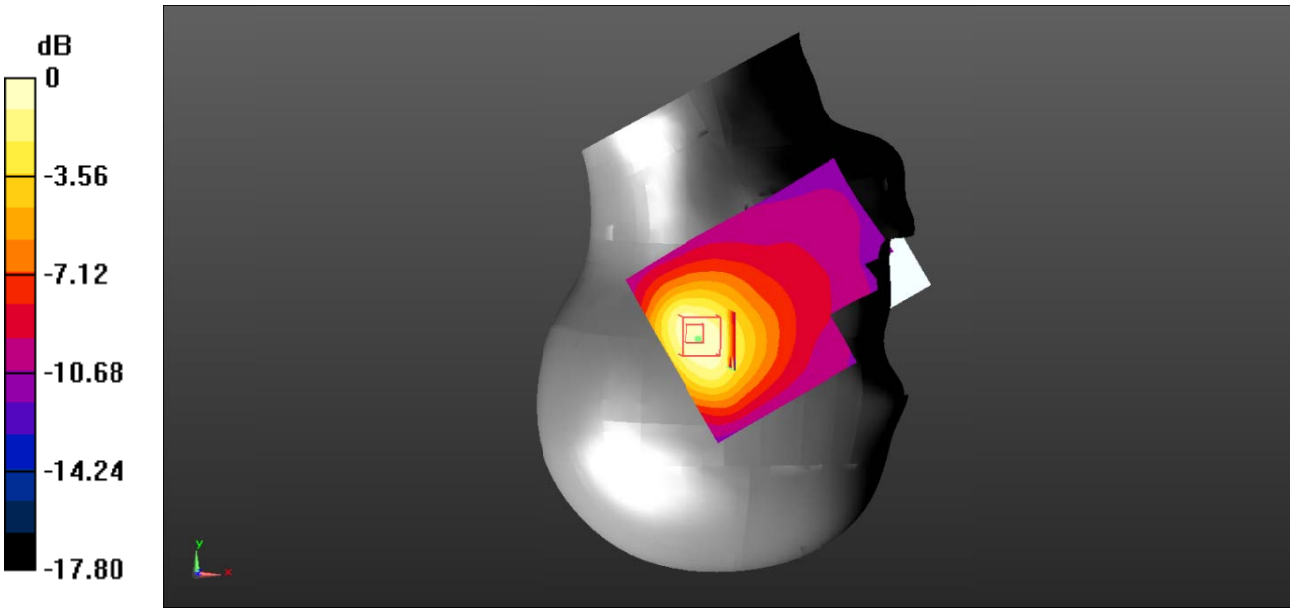

0 dB = 0.169 W/kg = -7.72 dBW/kg

Test Plot 5#: GSM 850_Body Worn Back_Middle

DUT: Mobile phone; Type: CC6; Serial: 19081300202;

Communication System: Generic GSM; Frequency: 836.6 MHz;Duty Cycle: 1:8
Medium parameters used: f = 836.6 MHz; σ = 0.926 S/m; ε_r = 41.636; ρ = 1000 kg/m^3 ;
Phantom section: Flat Section

DASY5 Configuration:

- Probe: EX3DV4 - SN7522; ConvF(9.46, 9.46, 9.46) @836.6 MHz;
- Sensor-Surface: 1.4mm (Mechanical Surface Detection)
- Electronics: DAE4 SN1562;Calibrated: 11/6/2018
- Phantom: SAM-Twin V8.0 P1aP2a; Type: QD 000 P41 AA; Serial: 1962
- Measurement SW: DASY52, Version 52.10 (2) ;

Area Scan (71x91x1): Interpolated grid: dx=1.500 mm, dy=1.500 mm
Maximum value of SAR (interpolated) = 0.109 W/kg

Zoom Scan (5x5x7)/Cube 0: Measurement grid: dx=8mm, dy=8mm, dz=5mm
Reference Value = 7.926 V/m; Power Drift = 0.07 dB
Peak SAR (extrapolated) = 0.152 W/kg
SAR(1 g) = 0.098 W/kg; SAR(10 g) = 0.063 W/kg
Maximum value of SAR (measured) = 0.105 W/kg

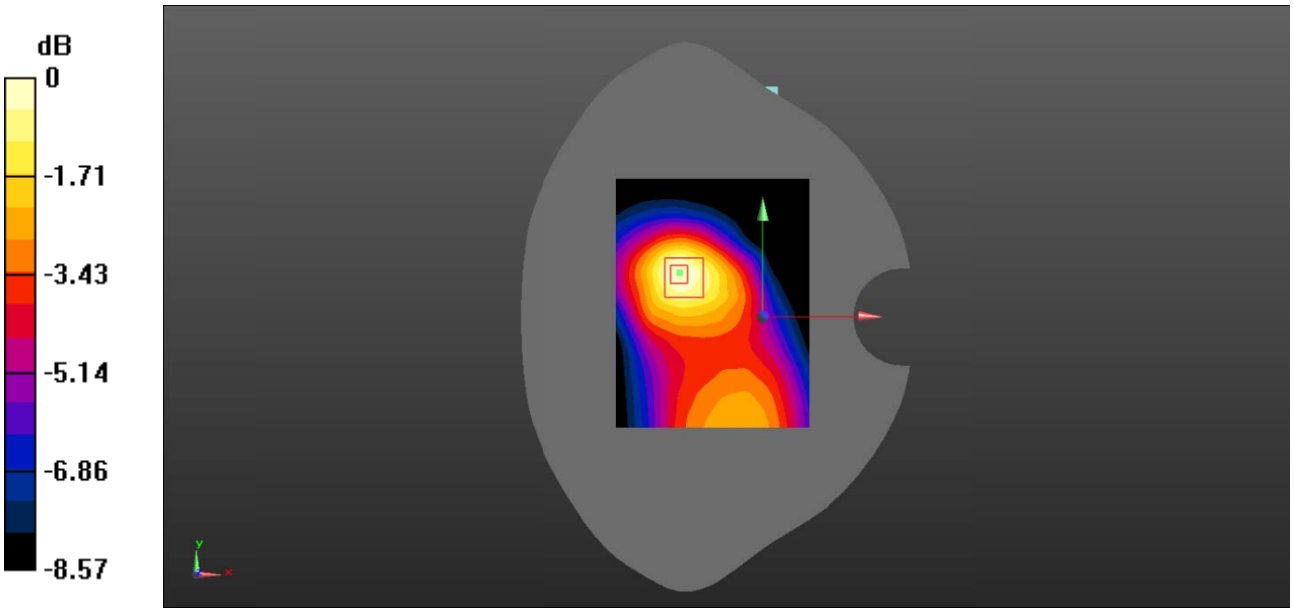

0 dB = 0.105 W/kg = -9.79 dBW/kg

Test Plot 6#: GSM 850_Body Back_Middle

DUT: Mobile phone; Type: CC6; Serial: 19081300202;

Communication System: Generic GPRS-3 slots; Frequency: 836.6 MHz;Duty Cycle: 1:2:66
Medium parameters used: f = 836.6 MHz; σ = 0.926 S/m; ε_r = 41.636; ρ = 1000 kg/m^3 ;
Phantom section: Flat Section

DASY5 Configuration:

- Probe: EX3DV4 - SN7522; ConvF(9.46, 9.46, 9.46) @836.6 MHz;
- Sensor-Surface: 1.4mm (Mechanical Surface Detection)
- Electronics: DAE4 SN1562;Calibrated: 11/6/2018
- Phantom: SAM-Twin V8.0 P1aP2a; Type: QD 000 P41 AA; Serial: 1962
- Measurement SW: DASY52, Version 52.10 (2) ;

Area Scan (71x91x1): Interpolated grid: dx=1.500 mm, dy=1.500 mm
Maximum value of SAR (interpolated) = 0.0915 W/kg

Zoom Scan (5x5x7)/Cube 0: Measurement grid: dx=8mm, dy=8mm, dz=5mm
Reference Value = 7.825 V/m; Power Drift = 0.12 dB
Peak SAR (extrapolated) = 0.147 W/kg
SAR(1 g) = 0.089 W/kg; SAR(10 g) = 0.055 W/kg
Maximum value of SAR (measured) = 0.0973 W/kg

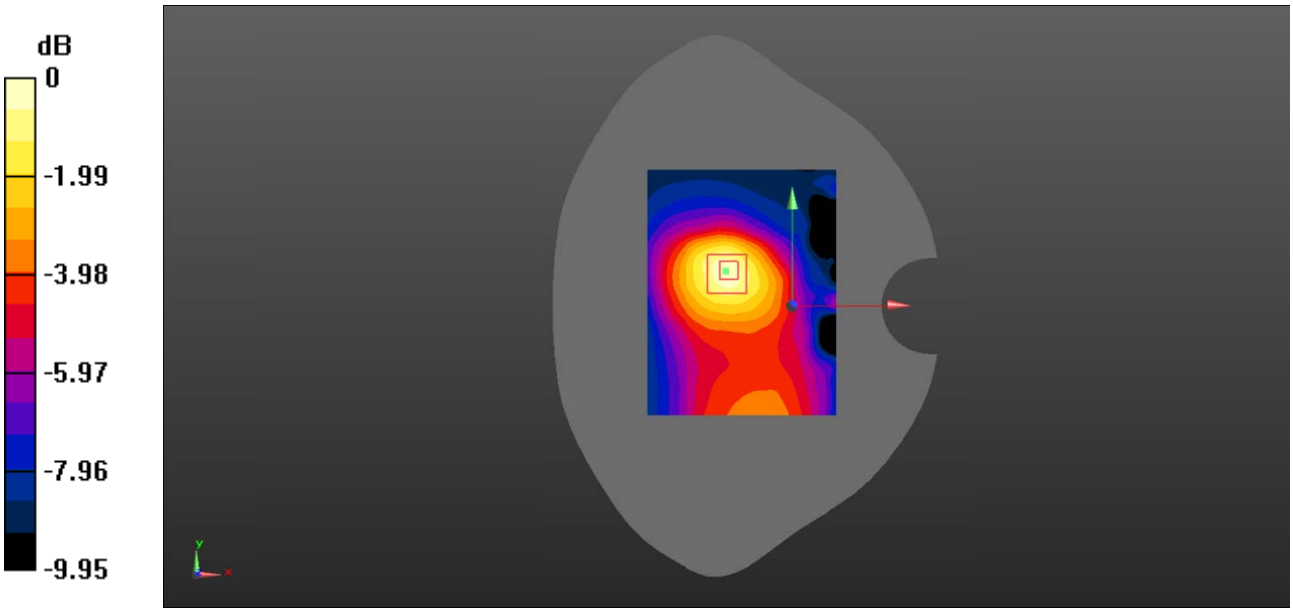

0 dB = 0.0973 W/kg = -10.12 dBW/kg

Test Plot 7#: GSM 850_Body Right_Middle

DUT: Mobile phone; Type: CC6; Serial: 19081300202;

Communication System: Generic GPRS-3 slots; Frequency: 836.6 MHz;Duty Cycle: 1:2:66
Medium parameters used: f = 836.6 MHz; σ = 0.926 S/m; ε_r = 41.636; ρ = 1000 kg/m^3 ;
Phantom section: Flat Section

DASY5 Configuration:

- Probe: EX3DV4 - SN7522; ConvF(9.46, 9.46, 9.46) @836.6 MHz;
- Sensor-Surface: 1.4mm (Mechanical Surface Detection)
- Electronics: DAE4 SN1562;Calibrated: 11/6/2018
- Phantom: SAM-Twin V8.0 P1aP2a; Type: QD 000 P41 AA; Serial: 1962
- Measurement SW: DASY52, Version 52.10 (2) ;

Area Scan (71x91x1): Interpolated grid: dx=1.500 mm, dy=1.500 mm
Maximum value of SAR (interpolated) = 0.0454 W/kg

Zoom Scan (5x5x7)/Cube 0: Measurement grid: dx=8mm, dy=8mm, dz=5mm
Reference Value = 5.733 V/m; Power Drift = 0.08 dB
Peak SAR (extrapolated) = 0.0550 W/kg
SAR(1 g) = 0.042 W/kg; SAR(10 g) = 0.031 W/kg
Maximum value of SAR (measured) = 0.0440 W/kg

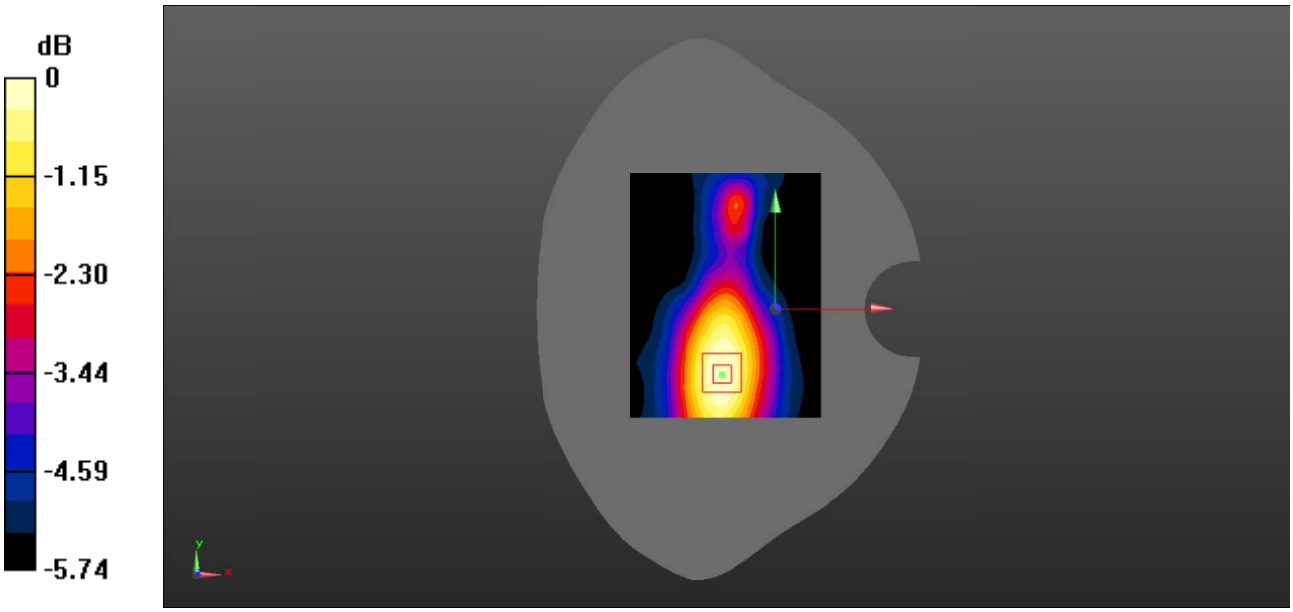

0 dB = 0.0440 W/kg = -13.57 dBW/kg

Test Plot 8#: GSM 850_Body Top_Middle

DUT: Mobile phone; Type: CC6; Serial: 19081300202;

Communication System: Generic GPRS-3 slots; Frequency: 836.6 MHz;Duty Cycle: 1:2:66
Medium parameters used: f = 836.6 MHz; σ = 0.926 S/m; ε_r = 41.636; ρ = 1000 kg/m^3 ;
Phantom section: Flat Section

DASY5 Configuration:

- Probe: EX3DV4 - SN7522; ConvF(9.46, 9.46, 9.46) @836.6 MHz;
- Sensor-Surface: 1.4mm (Mechanical Surface Detection)
- Electronics: DAE4 SN1562;Calibrated: 11/6/2018
- Phantom: SAM-Twin V8.0 P1aP2a; Type: QD 000 P41 AA; Serial: 1962
- Measurement SW: DASY52, Version 52.10 (2) ;

Area Scan (71x91x1): Interpolated grid: dx=1.500 mm, dy=1.500 mm
Maximum value of SAR (interpolated) = 0.0719 W/kg

Zoom Scan (5x5x7)/Cube 0: Measurement grid: dx=8mm, dy=8mm, dz=5mm
Reference Value = 7.911 V/m; Power Drift = -0.17 dB
Peak SAR (extrapolated) = 0.122 W/kg
SAR(1 g) = 0.052 W/kg; SAR(10 g) = 0.034 W/kg
Maximum value of SAR (measured) = 0.0530 W/kg



0 dB = 0.0530 W/kg = -12.76 dBW/kg

Test Plot 9#: PCS 1900_Head Left Cheek_Middle

DUT: Mobile phone; Type: CC6; Serial: 19081300202;

Communication System: Generic GSM; Frequency: 1880 MHz;Duty Cycle: 1:8
Medium parameters used: f = 1880 MHz; σ = 1.412 S/m; ε_r = 40.966; ρ = 1000 kg/m^3 ;
Phantom section: Left Section

DASY5 Configuration:

- Probe: EX3DV4 - SN7522; ConvF(7.91, 7.91, 7.91) @1880 MHz;
- Sensor-Surface: 1.4mm (Mechanical Surface Detection)
- Electronics: DAE4 SN1562;Calibrated: 11/6/2018
- Phantom: SAM-Twin V8.0 P1aP2a; Type: QD 000 P41 AA; Serial: 1962
- Measurement SW: DASY52, Version 52.10 (2) ;

Area Scan (71x91x1): Interpolated grid: dx=1.500 mm, dy=1.500 mm
Maximum value of SAR (interpolated) = 0.549 W/kg

Zoom Scan (5x5x7)/Cube 0: Measurement grid: dx=8mm, dy=8mm, dz=5mm
Reference Value = 13.41 V/m; Power Drift = -0.04 dB
Peak SAR (extrapolated) = 1.01 W/kg
SAR(1 g) = 0.535 W/kg; SAR(10 g) = 0.282 W/kg
Maximum value of SAR (measured) = 0.605 W/kg

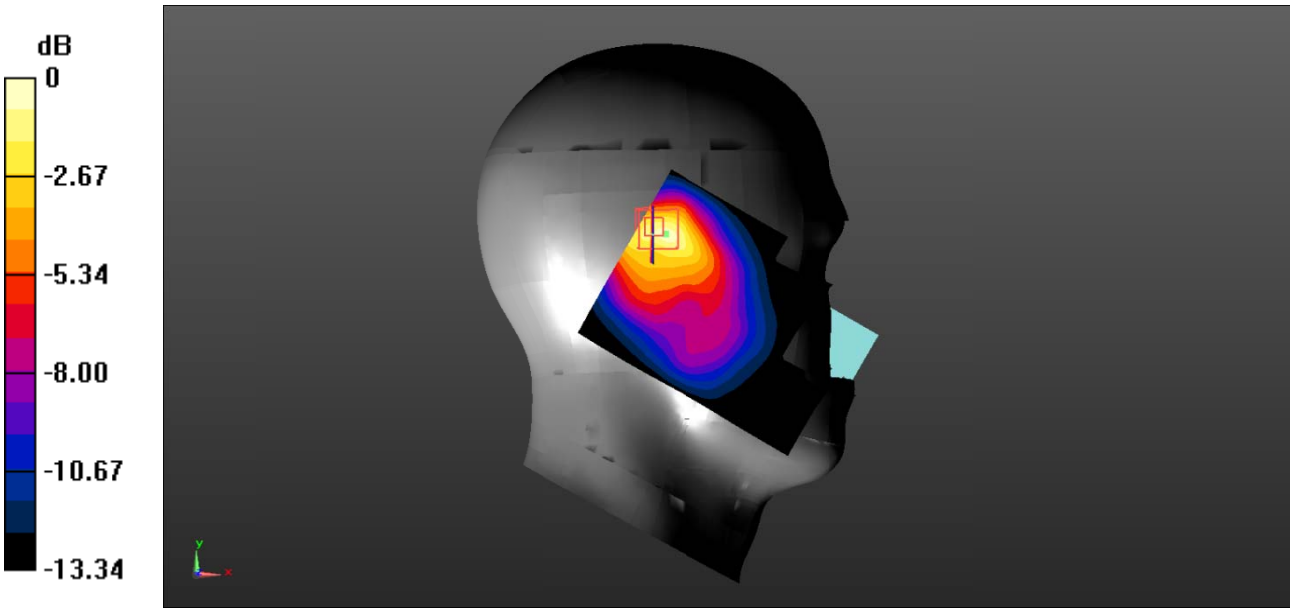

0 dB = 0.605 W/kg = -2.18 dBW/kg

Test Plot 10#: PCS 1900_Head Left Tilt_Middle

DUT: Mobile phone; Type: CC6; Serial: 19081300202;

Communication System: Generic GSM; Frequency: 1880 MHz;Duty Cycle: 1:8
Medium parameters used: f = 1880 MHz; σ = 1.412 S/m; ε_r = 40.966; ρ = 1000 kg/m^3 ;
Phantom section: Left Section

DASY5 Configuration:

- Probe: EX3DV4 - SN7522; ConvF(7.91, 7.91, 7.91) @1880 MHz;
- Sensor-Surface: 1.4mm (Mechanical Surface Detection)
- Electronics: DAE4 SN1562;Calibrated: 11/6/2018
- Phantom: SAM-Twin V8.0 P1aP2a; Type: QD 000 P41 AA; Serial: 1962
- Measurement SW: DASY52, Version 52.10 (2) ;

Area Scan (71x91x1): Interpolated grid: dx=1.500 mm, dy=1.500 mm
Maximum value of SAR (interpolated) = 0.521 W/kg

Zoom Scan (5x5x7)/Cube 0: Measurement grid: dx=8mm, dy=8mm, dz=5mm
Reference Value = 11.04 V/m; Power Drift = -0.07 dB
Peak SAR (extrapolated) = 0.960 W/kg
SAR(1 g) = 0.462 W/kg; SAR(10 g) = 0.223 W/kg
Maximum value of SAR (measured) = 0.545 W/kg

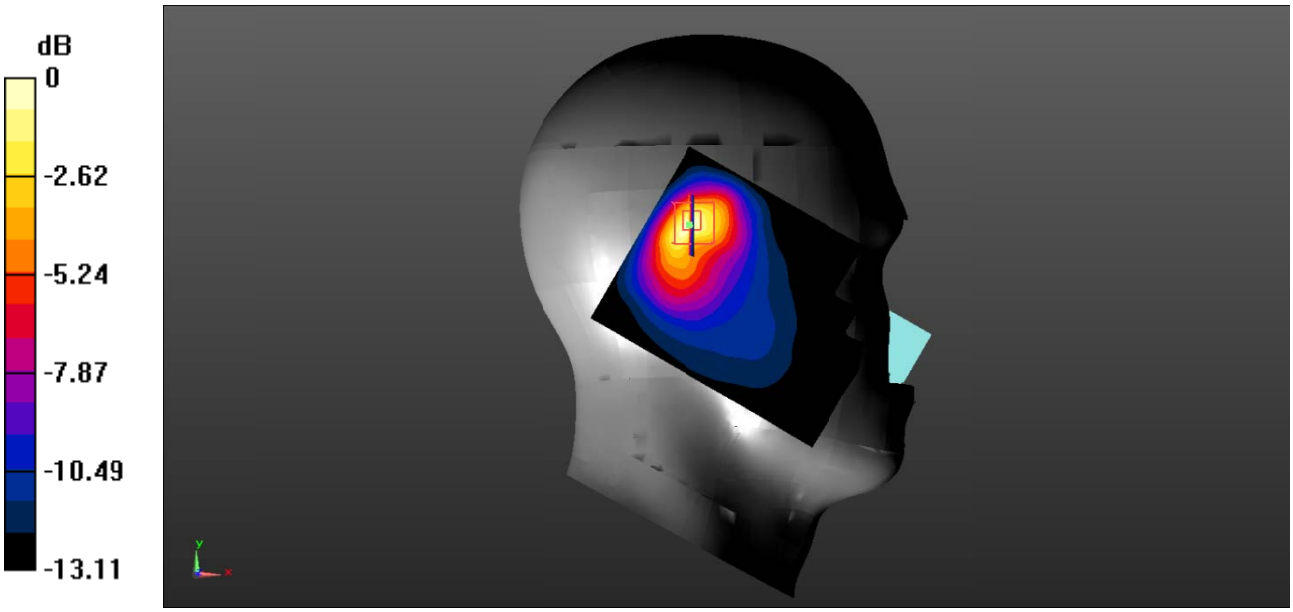

0 dB = 0.545 W/kg = -2.64 dBW/kg

Test Plot 11#: PCS 1900_Head Right Cheek_Middle

DUT: Mobile phone; Type: CC6; Serial: 19081300202;

Communication System: Generic GSM; Frequency: 1880 MHz;Duty Cycle: 1:8
Medium parameters used: f = 1880 MHz; σ = 1.412 S/m; ε_r = 40.966; ρ = 1000 kg/m^3 ;
Phantom section: Right Section

DASY5 Configuration:

- Probe: EX3DV4 - SN7522; ConvF(7.91, 7.91, 7.91) @1880 MHz;
- Sensor-Surface: 1.4mm (Mechanical Surface Detection)
- Electronics: DAE4 SN1562;Calibrated: 11/6/2018
- Phantom: SAM-Twin V8.0 P1aP2a; Type: QD 000 P41 AA; Serial: 1962
- Measurement SW: DASY52, Version 52.10 (2) ;

Area Scan (71x91x1): Interpolated grid: dx=1.500 mm, dy=1.500 mm
Maximum value of SAR (interpolated) = 0.324 W/kg

Zoom Scan (5x5x7)/Cube 0: Measurement grid: dx=8mm, dy=8mm, dz=5mm
Reference Value = 14.48 V/m; Power Drift = 0.01 dB
Peak SAR (extrapolated) = 0.453 W/kg
SAR(1 g) = 0.284 W/kg; SAR(10 g) = 0.180 W/kg
Maximum value of SAR (measured) = 0.305 W/kg

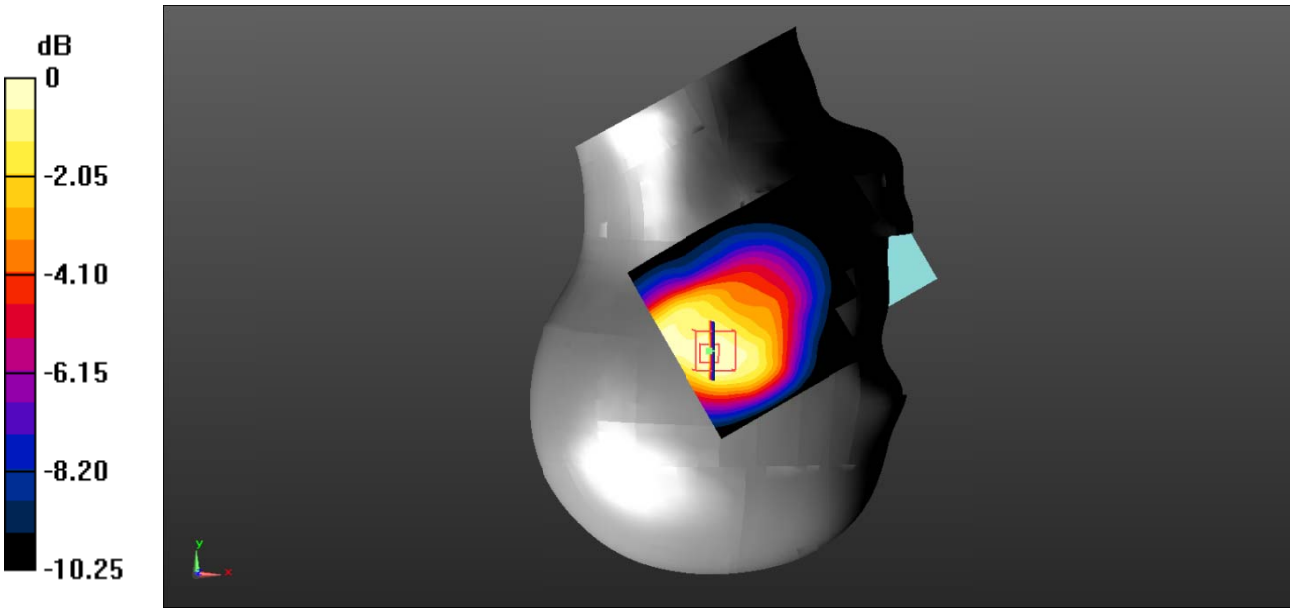

0 dB = 0.305 W/kg = -5.16 dBW/kg

Test Plot 12#: PCS 1900_Head Right Tilt_Middle

DUT: Mobile phone; Type: CC6; Serial: 19081300202;

Communication System: Generic GSM; Frequency: 1880 MHz;Duty Cycle: 1:8
Medium parameters used: f = 1880 MHz; σ = 1.412 S/m; ε_r = 40.966; ρ = 1000 kg/m^3 ;
Phantom section: Right Section

DASY5 Configuration:

- Probe: EX3DV4 - SN7522; ConvF(7.91, 7.91, 7.91) @1880 MHz;
- Sensor-Surface: 1.4mm (Mechanical Surface Detection)
- Electronics: DAE4 SN1562;Calibrated: 11/6/2018
- Phantom: SAM-Twin V8.0 P1aP2a; Type: QD 000 P41 AA; Serial: 1962
- Measurement SW: DASY52, Version 52.10 (2) ;

Area Scan (71x91x1): Interpolated grid: dx=1.500 mm, dy=1.500 mm
Maximum value of SAR (interpolated) = 0.493 W/kg

Zoom Scan (5x5x7)/Cube 0: Measurement grid: dx=8mm, dy=8mm, dz=5mm
Reference Value = 17.29 V/m; Power Drift = 0.02 dB
Peak SAR (extrapolated) = 0.699 W/kg
SAR(1 g) = 0.411 W/kg; SAR(10 g) = 0.237 W/kg
Maximum value of SAR (measured) = 0.442 W/kg

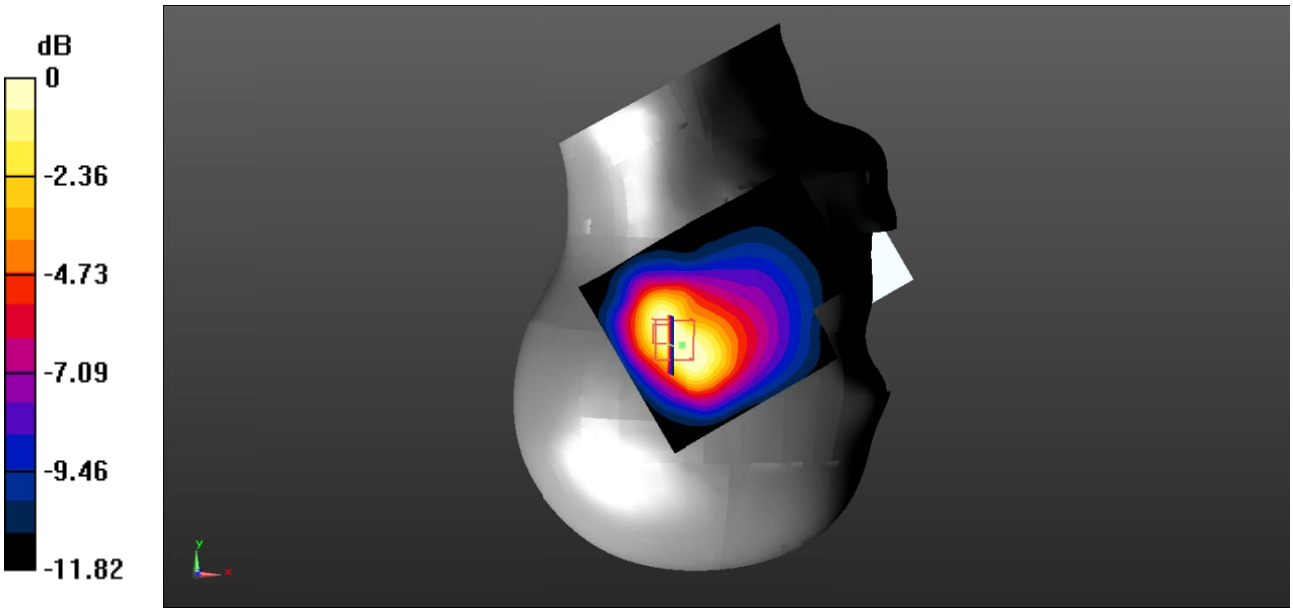

0 dB = 0.442 W/kg = -3.55 dBW/kg

Test Plot 13#: PCS 1900_Body Worn Back_Middle

DUT: Mobile phone; Type: CC6; Serial: 19081300202;

Communication System: Generic GSM; Frequency: 1880 MHz;Duty Cycle: 1:8
Medium parameters used: f = 1880 MHz; σ = 1.412 S/m; ε_r = 40.966; ρ = 1000 kg/m^3 ;
Phantom section: Flat Section

DASY5 Configuration:

- Probe: EX3DV4 - SN7522; ConvF(7.91, 7.91, 7.91) @1880 MHz;
- Sensor-Surface: 1.4mm (Mechanical Surface Detection)
- Electronics: DAE4 SN1562;Calibrated: 11/6/2018
- Phantom: SAM-Twin V8.0 P1aP2a; Type: QD 000 P41 AA; Serial: 1962
- Measurement SW: DASY52, Version 52.10 (2) ;

Area Scan (71x91x1): Interpolated grid: dx=1.500 mm, dy=1.500 mm
Maximum value of SAR (interpolated) = 0.193 W/kg

Zoom Scan (5x5x7)/Cube 0: Measurement grid: dx=8mm, dy=8mm, dz=5mm
Reference Value = 7.025 V/m; Power Drift = 0.02 dB
Peak SAR (extrapolated) = 0.290 W/kg
SAR(1 g) = 0.177 W/kg; SAR(10 g) = 0.106 W/kg
Maximum value of SAR (measured) = 0.191 W/kg

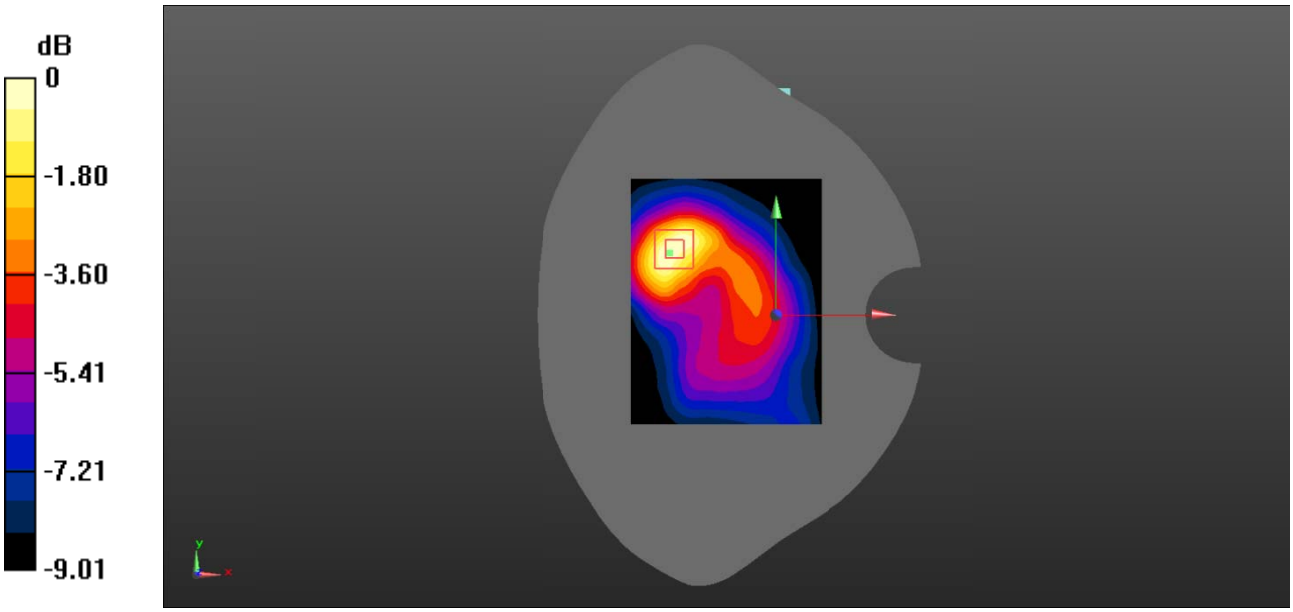

0 dB = 0.191 W/kg = -7.19 dBW/kg

Test Plot 14#: PCS 1900_Body Back_Middle

DUT: Mobile phone; Type: CC6; Serial: 19081300202;

Communication System: Generic GPRS-4 slots; Frequency: 1880 MHz;Duty Cycle: 1:2
Medium parameters used: f = 1880 MHz; σ = 1.412 S/m; ε_r = 40.966; ρ = 1000 kg/m^3 ;
Phantom section: Flat Section

DASY5 Configuration:

- Probe: EX3DV4 - SN7522; ConvF(7.91, 7.91, 7.91) @1880 MHz;
- Sensor-Surface: 1.4mm (Mechanical Surface Detection)
- Electronics: DAE4 SN1562;Calibrated: 11/6/2018
- Phantom: SAM-Twin V8.0 P1aP2a; Type: QD 000 P41 AA; Serial: 1962
- Measurement SW: DASY52, Version 52.10 (2) ;

Area Scan (71x91x1): Interpolated grid: dx=1.500 mm, dy=1.500 mm
Maximum value of SAR (interpolated) = 0.177 W/kg

Zoom Scan (5x5x7)/Cube 0: Measurement grid: dx=8mm, dy=8mm, dz=5mm
Reference Value = 5.068 V/m; Power Drift = 0.11 dB
Peak SAR (extrapolated) = 0.226 W/kg
SAR(1 g) = 0.149 W/kg; SAR(10 g) = 0.084 W/kg
Maximum value of SAR (measured) = 0.169 W/kg

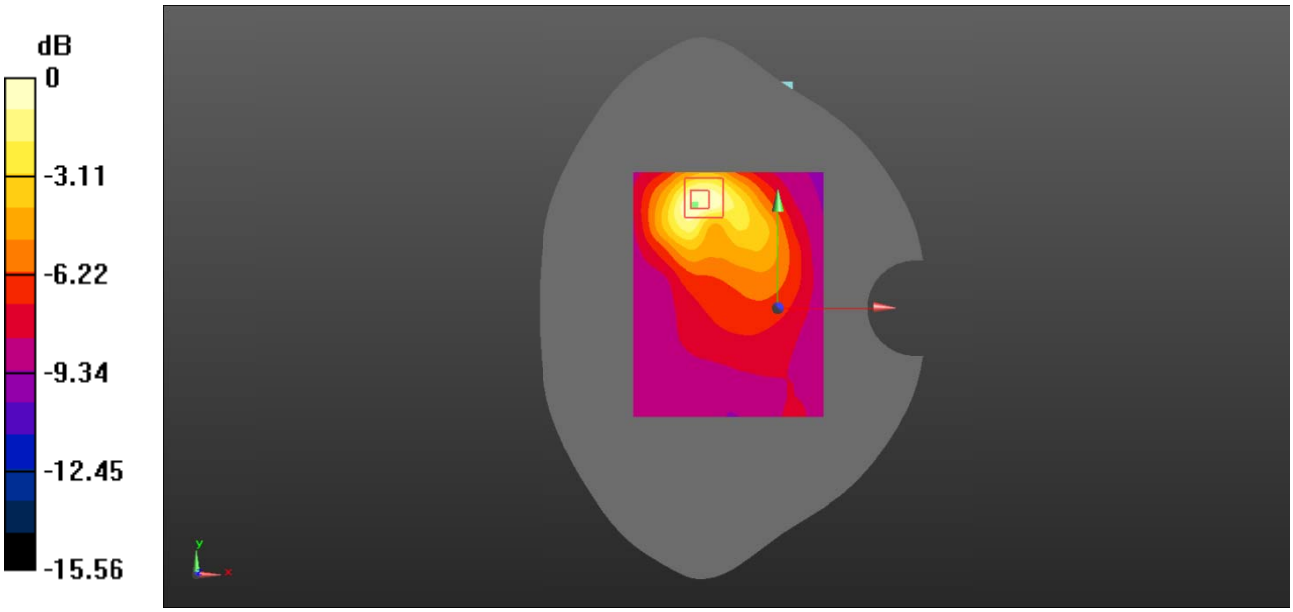

0 dB = 0.169 W/kg = -7.72 dBW/kg

Test Plot 15#: PCS 1900_Body Right_Middle

DUT: Mobile phone; Type: CC6; Serial: 19081300202;

Communication System: Generic GPRS-4 slots; Frequency: 1880 MHz;Duty Cycle: 1:2
Medium parameters used: f = 1880 MHz; σ = 1.412 S/m; ε_r = 40.966; ρ = 1000 kg/m^3 ;
Phantom section: Flat Section

DASY5 Configuration:

- Probe: EX3DV4 - SN7522; ConvF(7.91, 7.91, 7.91) @1880 MHz;
- Sensor-Surface: 1.4mm (Mechanical Surface Detection)
- Electronics: DAE4 SN1562;Calibrated: 11/6/2018
- Phantom: SAM-Twin V8.0 P1aP2a; Type: QD 000 P41 AA; Serial: 1962
- Measurement SW: DASY52, Version 52.10 (2) ;

Area Scan (71x91x1): Interpolated grid: dx=1.500 mm, dy=1.500 mm
Maximum value of SAR (interpolated) = 0.0445 W/kg

Zoom Scan (5x5x7)/Cube 0: Measurement grid: dx=8mm, dy=8mm, dz=5mm
Reference Value = 3.935 V/m; Power Drift = 0.16 dB
Peak SAR (extrapolated) = 0.0650 W/kg
SAR(1 g) = 0.042 W/kg; SAR(10 g) = 0.031 W/kg
Maximum value of SAR (measured) = 0.0465 W/kg

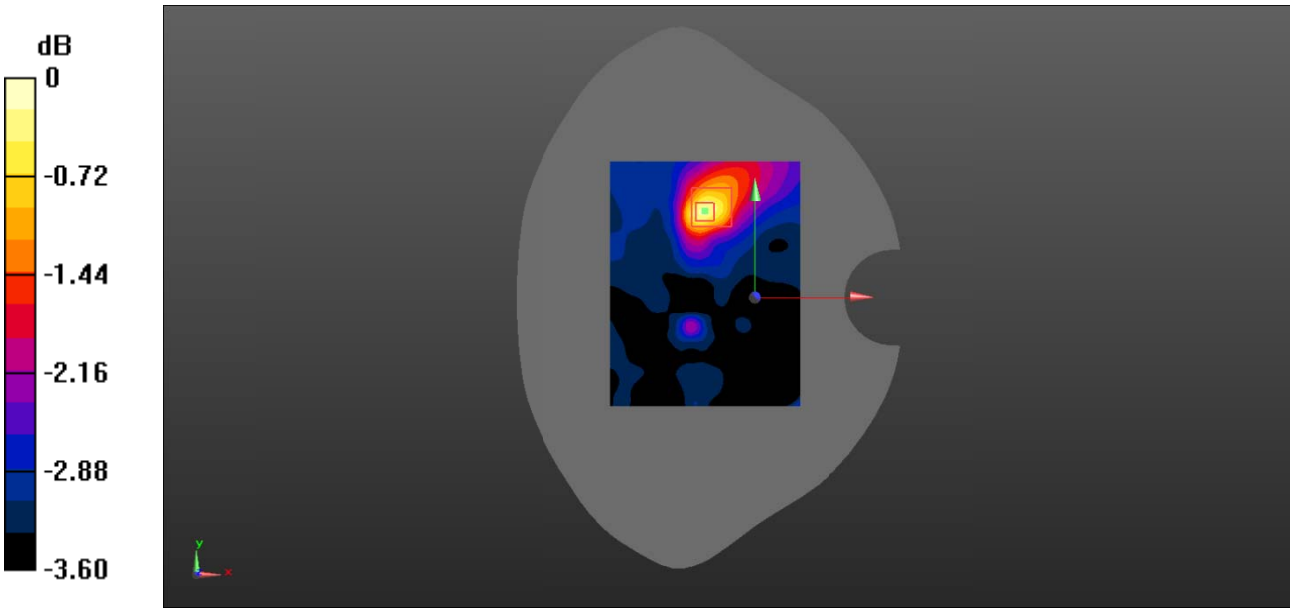

0 dB = 0.0465 W/kg = -13.33 dBW/kg

Test Plot 16#: PCS 1900_Body Top_Middle

DUT: Mobile phone; Type: CC6; Serial: 19081300202;

Communication System: Generic GPRS-4 slots; Frequency: 1880 MHz;Duty Cycle: 1:2
Medium parameters used: f = 1880 MHz; σ = 1.412 S/m; ε_r = 40.966; ρ = 1000 kg/m^3 ;
Phantom section: Flat Section

DASY5 Configuration:

- Probe: EX3DV4 - SN7522; ConvF(7.91, 7.91, 7.91) @1880 MHz;
- Sensor-Surface: 1.4mm (Mechanical Surface Detection)
- Electronics: DAE4 SN1562;Calibrated: 11/6/2018
- Phantom: SAM-Twin V8.0 P1aP2a; Type: QD 000 P41 AA; Serial: 1962
- Measurement SW: DASY52, Version 52.10 (2) ;

Area Scan (71x91x1): Interpolated grid: dx=1.500 mm, dy=1.500 mm
Maximum value of SAR (interpolated) = 0.154 W/kg

Zoom Scan (5x5x7)/Cube 0: Measurement grid: dx=8mm, dy=8mm, dz=5mm
Reference Value = 9.874 V/m; Power Drift = -0.04 dB
Peak SAR (extrapolated) = 0.260 W/kg
SAR(1 g) = 0.143 W/kg; SAR(10 g) = 0.077 W/kg
Maximum value of SAR (measured) = 0.160 W/kg

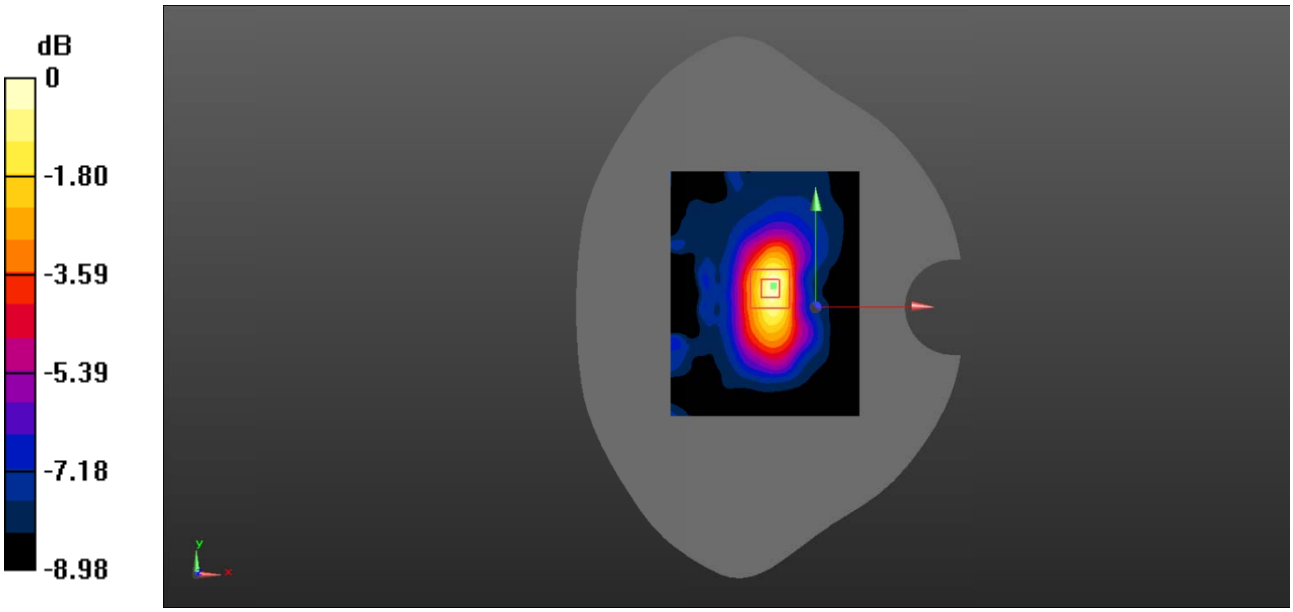

0 dB = 0.160 W/kg = -7.96 dBW/kg

Test Plot 17#: WCDMA Band 2_Head Left Cheek_Middle

DUT: Mobile phone; Type: CC6; Serial: 19081300202;

Communication System: Communication System: UID 0, WCDMA; Frequency: 1880 MHz;Duty Cycle: 1:1
Medium parameters used: f = 1880 MHz; σ = 1.412 S/m; ε_r = 40.966; ρ = 1000 kg/m^3 ;
Phantom section: Left Section

DASY5 Configuration:

- Probe: EX3DV4 - SN7522; ConvF(7.91, 7.91, 7.91) @1880 MHz;
- Sensor-Surface: 1.4mm (Mechanical Surface Detection)
- Electronics: DAE4 SN1562;Calibrated: 11/6/2018
- Phantom: SAM-Twin V8.0 P1aP2a; Type: QD 000 P41 AA; Serial: 1962
- Measurement SW: DASY52, Version 52.10 (2) ;

Area Scan (71x91x1): Interpolated grid: dx=1.500 mm, dy=1.500 mm
Maximum value of SAR (interpolated) = 0.883 W/kg

Zoom Scan (5x5x7)/Cube 0: Measurement grid: dx=8mm, dy=8mm, dz=5mm
Reference Value = 14.57 V/m; Power Drift = 0.04 dB
Peak SAR (extrapolated) = 1.44 W/kg
SAR(1 g) = 0.745 W/kg; SAR(10 g) = 0.359 W/kg
Maximum value of SAR (measured) = 0.878 W/kg

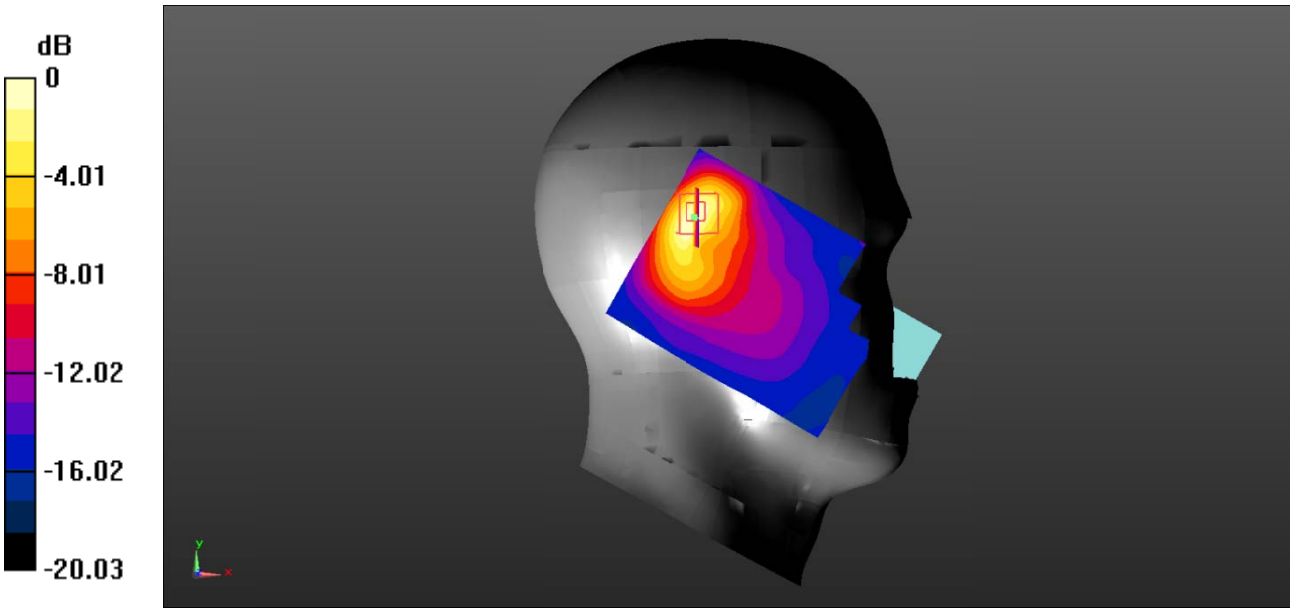

0 dB = 0.878 W/kg = -0.57 dBW/kg

Test Plot 18#: WCDMA Band 2_Head Left Tilt_Middle

DUT: Mobile phone; Type: CC6; Serial: 19081300202;

Communication System: Communication System: UID 0, WCDMA; Frequency: 1880 MHz;Duty Cycle: 1:1
Medium parameters used: f = 1880 MHz; σ = 1.412 S/m; ε_r = 40.966; ρ = 1000 kg/m^3 ;
Phantom section: Left Section

DASY5 Configuration:

- Probe: EX3DV4 - SN7522; ConvF(7.91, 7.91, 7.91) @1880 MHz;
- Sensor-Surface: 1.4mm (Mechanical Surface Detection)
- Electronics: DAE4 SN1562;Calibrated: 11/6/2018
- Phantom: SAM-Twin V8.0 P1aP2a; Type: QD 000 P41 AA; Serial: 1962
- Measurement SW: DASY52, Version 52.10 (2) ;

Area Scan (71x91x1): Interpolated grid: dx=1.500 mm, dy=1.500 mm
Maximum value of SAR (interpolated) = 0.907 W/kg

Zoom Scan (5x5x7)/Cube 0: Measurement grid: dx=8mm, dy=8mm, dz=5mm
Reference Value = 12.94 V/m; Power Drift = -0.17 dB
Peak SAR (extrapolated) = 1.50 W/kg
SAR(1 g) = 0.730 W/kg; SAR(10 g) = 0.348 W/kg
Maximum value of SAR (measured) = 0.863 W/kg

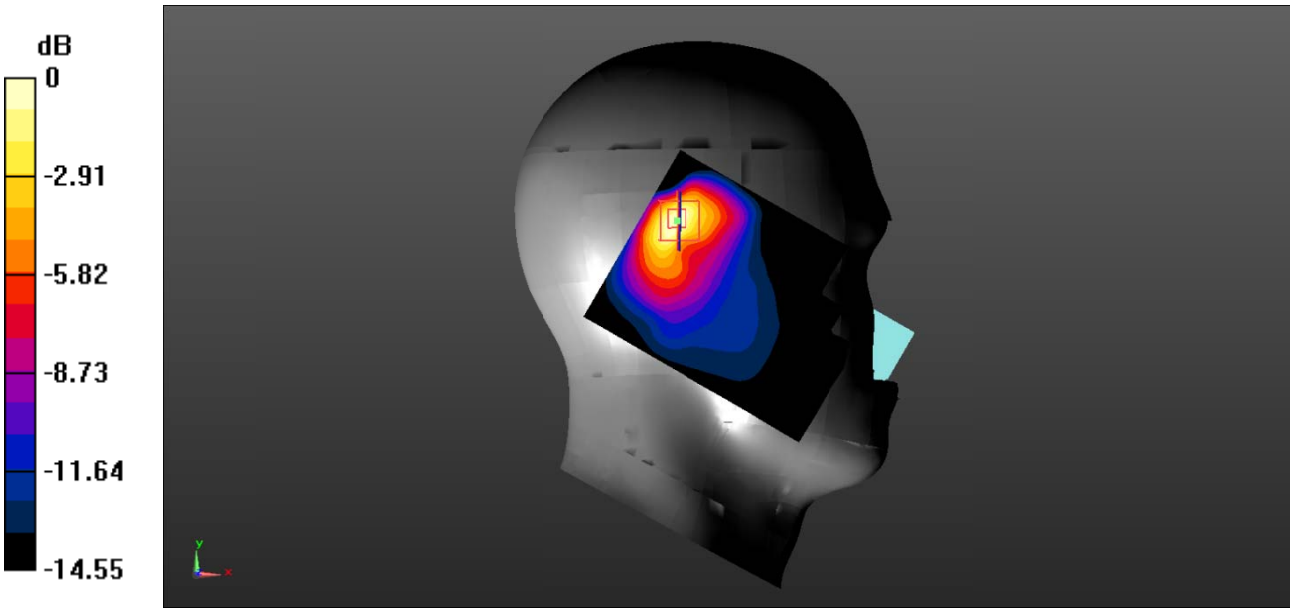

0 dB = 0.863 W/kg = -0.64 dBW/kg

Test Plot 19#: WCDMA Band 2_Head Right Cheek_Middle

DUT: Mobile phone; Type: CC6; Serial: 19081300202;

Communication System: Communication System: UID 0, WCDMA; Frequency: 1880 MHz;Duty Cycle: 1:1
Medium parameters used: f = 1880 MHz; σ = 1.412 S/m; ε_r = 40.966; ρ = 1000 kg/m^3 ;
Phantom section: Right Section

DASY5 Configuration:

- Probe: EX3DV4 - SN7522; ConvF(7.91, 7.91, 7.91) @1880 MHz;
- Sensor-Surface: 1.4mm (Mechanical Surface Detection)
- Electronics: DAE4 SN1562;Calibrated: 11/6/2018
- Phantom: SAM-Twin V8.0 P1aP2a; Type: QD 000 P41 AA; Serial: 1962
- Measurement SW: DASY52, Version 52.10 (2) ;

Area Scan (71x91x1): Interpolated grid: dx=1.500 mm, dy=1.500 mm
Maximum value of SAR (interpolated) = 0.194 W/kg

Zoom Scan (5x5x7)/Cube 0: Measurement grid: dx=8mm, dy=8mm, dz=5mm
Reference Value = 11.06 V/m; Power Drift = -0.02 dB
Peak SAR (extrapolated) = 0.288 W/kg
SAR(1 g) = 0.166 W/kg; SAR(10 g) = 0.106 W/kg
Maximum value of SAR (measured) = 0.181 W/kg

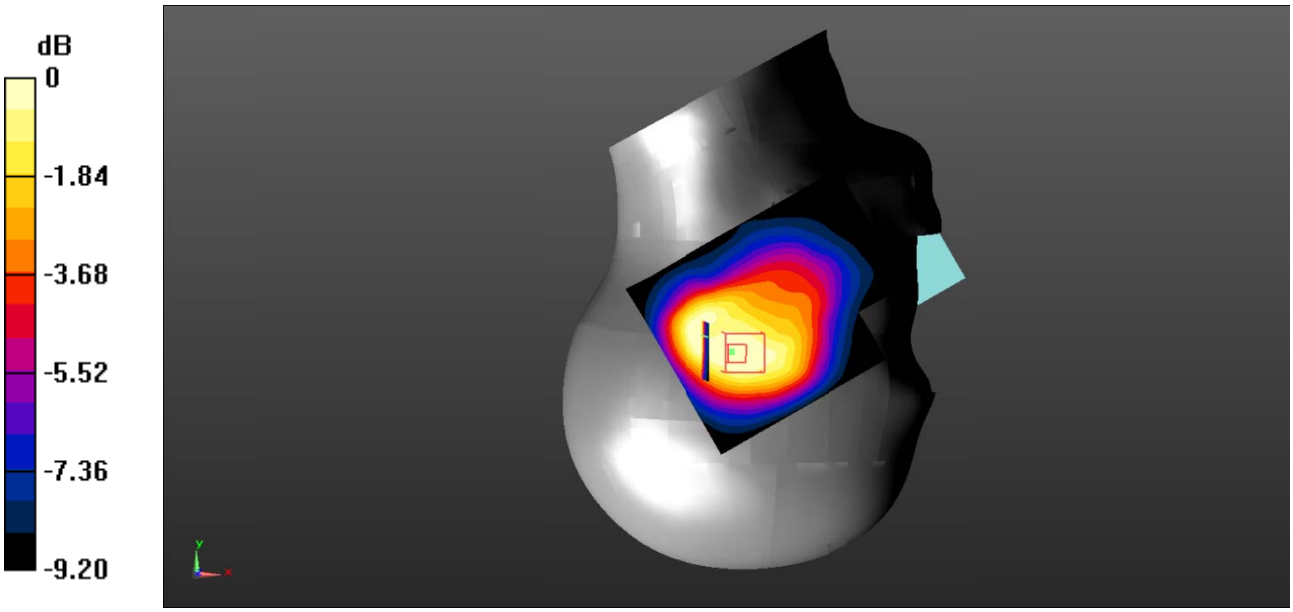

0 dB = 0.181 W/kg = -7.42 dBW/kg

Test Plot 20#: WCDMA Band 2_Head Right Tilt_Middle

DUT: Mobile phone; Type: CC6; Serial: 19081300202;

Communication System: Communication System: UID 0, WCDMA; Frequency: 1880 MHz;Duty Cycle: 1:1
Medium parameters used: f = 1880 MHz; σ = 1.412 S/m; ε_r = 40.966; ρ = 1000 kg/m^3 ;
Phantom section: Right Section

DASY5 Configuration:

- Probe: EX3DV4 - SN7522; ConvF(7.91, 7.91, 7.91) @1880 MHz;
- Sensor-Surface: 1.4mm (Mechanical Surface Detection)
- Electronics: DAE4 SN1562;Calibrated: 11/6/2018
- Phantom: SAM-Twin V8.0 P1aP2a; Type: QD 000 P41 AA; Serial: 1962
- Measurement SW: DASY52, Version 52.10 (2) ;

Area Scan (71x91x1): Interpolated grid: dx=1.500 mm, dy=1.500 mm
Maximum value of SAR (interpolated) = 0.570 W/kg

Zoom Scan (5x5x7)/Cube 0: Measurement grid: dx=8mm, dy=8mm, dz=5mm
Reference Value = 15.81 V/m; Power Drift = -0.03 dB
Peak SAR (extrapolated) = 0.874 W/kg
SAR(1 g) = 0.474 W/kg; SAR(10 g) = 0.256 W/kg
Maximum value of SAR (measured) = 0.506 W/kg

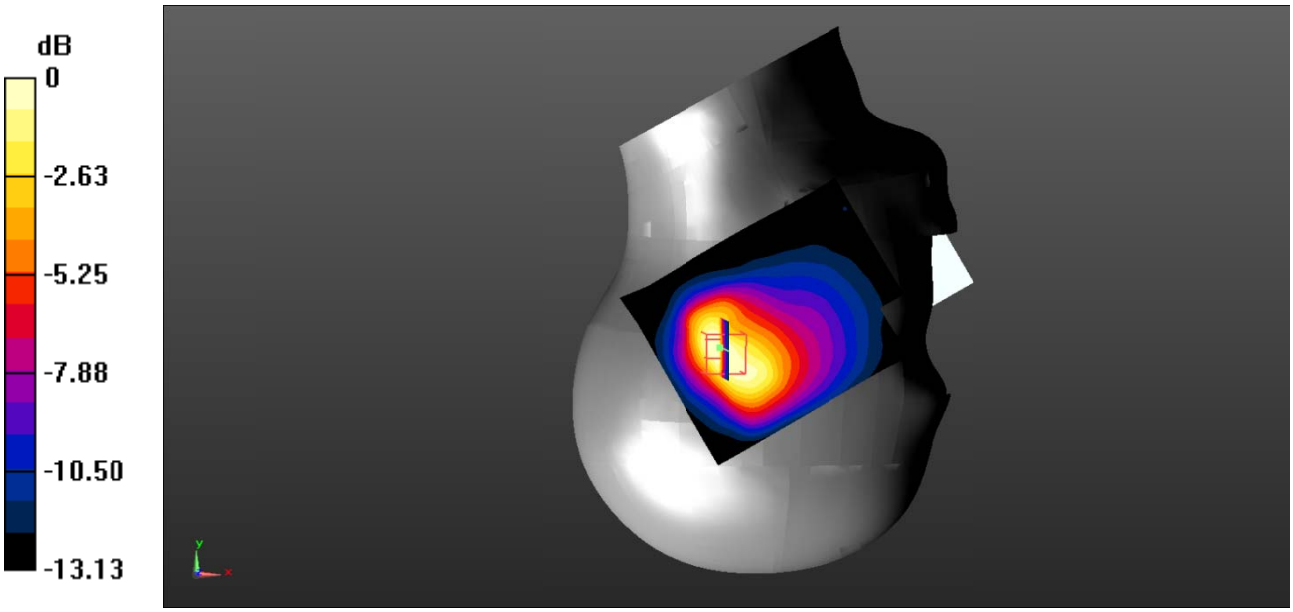

0 dB = 0.506 W/kg = -2.96 dBW/kg

Test Plot 21#: WCDMA Band 2_Body Back_Middle

DUT: Mobile phone; Type: CC6; Serial: 19081300202;

Communication System: Communication System: UID 0, WCDMA; Frequency: 1880 MHz;Duty Cycle: 1:1
Medium parameters used: f = 1880 MHz; σ = 1.412 S/m; ε_r = 40.966; ρ = 1000 kg/m^3 ;
Phantom section: Flat Section

DASY5 Configuration:

- Probe: EX3DV4 - SN7522; ConvF(7.91, 7.91, 7.91) @1880 MHz;
- Sensor-Surface: 1.4mm (Mechanical Surface Detection)
- Electronics: DAE4 SN1562;Calibrated: 11/6/2018
- Phantom: SAM-Twin V8.0 P1aP2a; Type: QD 000 P41 AA; Serial: 1962
- Measurement SW: DASY52, Version 52.10 (2) ;

Area Scan (71x91x1): Interpolated grid: dx=1.500 mm, dy=1.500 mm
Maximum value of SAR (interpolated) = 0.272 W/kg

Zoom Scan (5x5x7)/Cube 0: Measurement grid: dx=8mm, dy=8mm, dz=5mm
Reference Value = 7.895 V/m; Power Drift = -0.06 dB
Peak SAR (extrapolated) = 0.444 W/kg
SAR(1 g) = 0.251 W/kg; SAR(10 g) = 0.140 W/kg
Maximum value of SAR (measured) = 0.267 W/kg

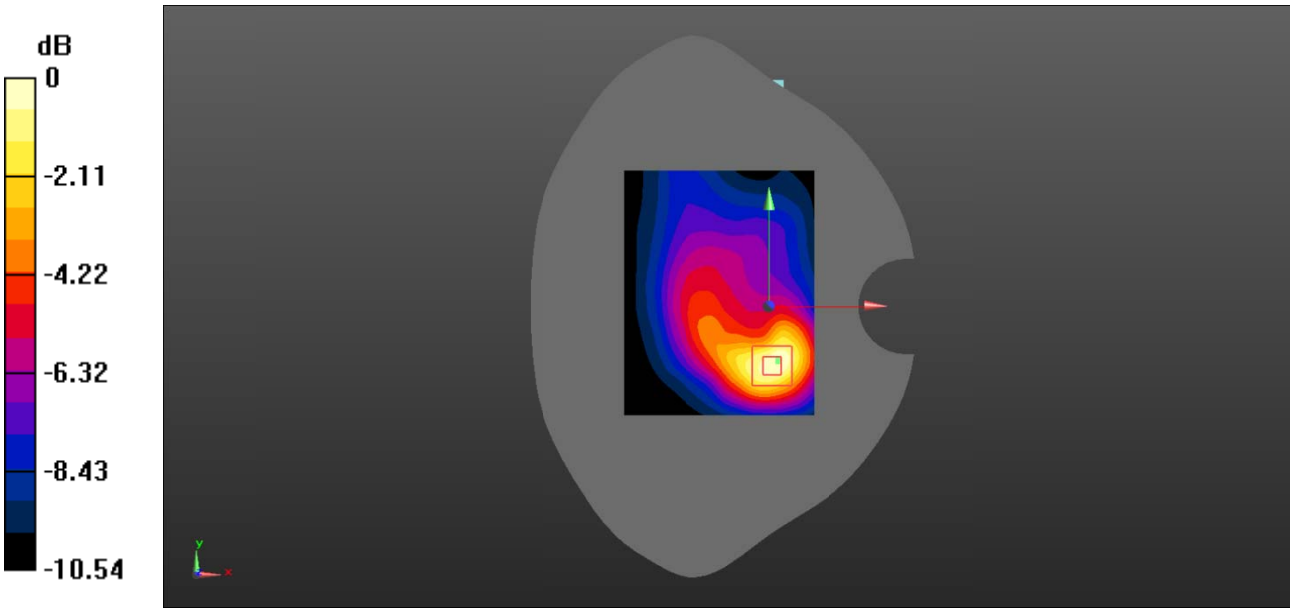

0 dB = 0.267 W/kg = -5.73 dBW/kg

Test Plot 22#: WCDMA Band 2_Body Right_Middle

DUT: Mobile phone; Type: CC6; Serial: 19081300202;

Communication System: Communication System: UID 0, WCDMA; Frequency: 1880 MHz;Duty Cycle: 1:1
Medium parameters used: f = 1880 MHz; σ = 1.412 S/m; ε_r = 40.966; ρ = 1000 kg/m^3 ;
Phantom section: Flat Section

DASY5 Configuration:

- Probe: EX3DV4 - SN7522; ConvF(7.91, 7.91, 7.91) @1880 MHz;
- Sensor-Surface: 1.4mm (Mechanical Surface Detection)
- Electronics: DAE4 SN1562;Calibrated: 11/6/2018
- Phantom: SAM-Twin V8.0 P1aP2a; Type: QD 000 P41 AA; Serial: 1962
- Measurement SW: DASY52, Version 52.10 (2) ;

Area Scan (71x91x1): Interpolated grid: dx=1.500 mm, dy=1.500 mm
Maximum value of SAR (interpolated) = 0.0646 W/kg

Zoom Scan (5x5x7)/Cube 0: Measurement grid: dx=8mm, dy=8mm, dz=5mm
Reference Value = 4.799 V/m; Power Drift = 0.13 dB
Peak SAR (extrapolated) = 0.118 W/kg
SAR(1 g) = 0.063 W/kg; SAR(10 g) = 0.045 W/kg
Maximum value of SAR (measured) = 0.0661 W/kg

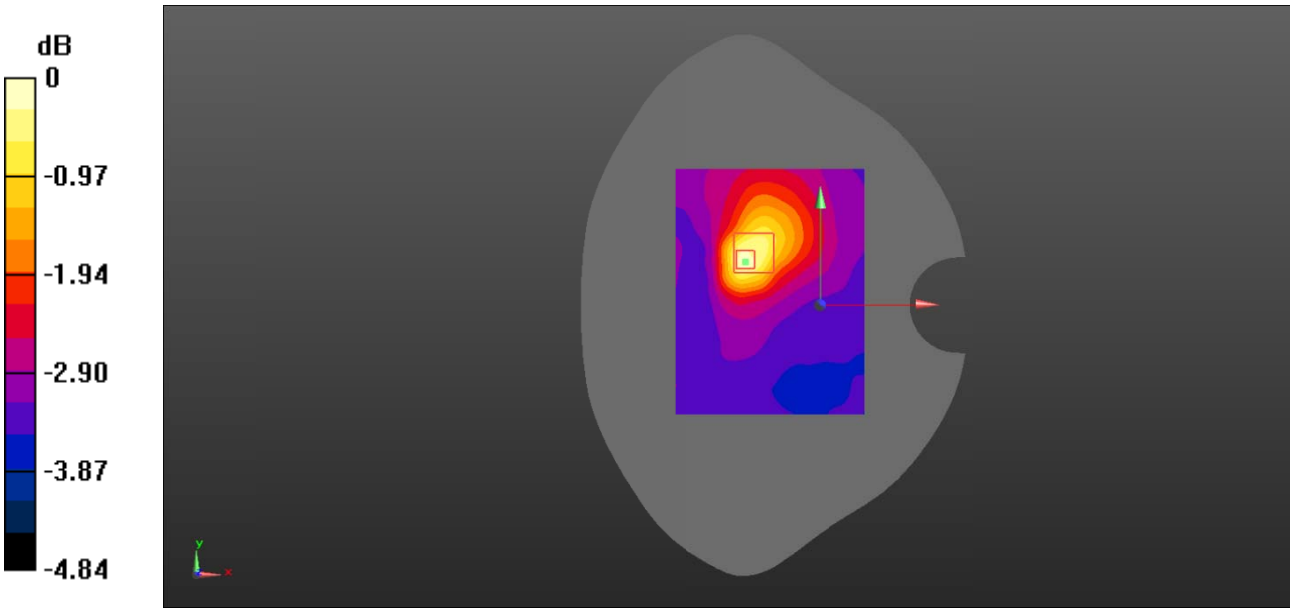

0 dB = 0.0661 W/kg = -11.80 dBW/kg

Test Plot 23#: WCDMA Band 2_Body Top_Middle

DUT: Mobile phone; Type: CC6; Serial: 19081300202;

Communication System: Communication System: UID 0, WCDMA; Frequency: 1880 MHz;Duty Cycle: 1:1
Medium parameters used: f = 1880 MHz; σ = 1.412 S/m; ε_r = 40.966; ρ = 1000 kg/m^3 ;
Phantom section: Flat Section

DASY5 Configuration:

- Probe: EX3DV4 - SN7522; ConvF(7.91, 7.91, 7.91) @1880 MHz;
- Sensor-Surface: 1.4mm (Mechanical Surface Detection)
- Electronics: DAE4 SN1562;Calibrated: 11/6/2018
- Phantom: SAM-Twin V8.0 P1aP2a; Type: QD 000 P41 AA; Serial: 1962
- Measurement SW: DASY52, Version 52.10 (2) ;

Area Scan (71x91x1): Interpolated grid: dx=1.500 mm, dy=1.500 mm
Maximum value of SAR (interpolated) = 0.283 W/kg

Zoom Scan (5x5x7)/Cube 0: Measurement grid: dx=8mm, dy=8mm, dz=5mm
Reference Value = 12.06 V/m; Power Drift = -0.02 dB
Peak SAR (extrapolated) = 0.408 W/kg
SAR(1 g) = 0.231 W/kg; SAR(10 g) = 0.126 W/kg
Maximum value of SAR (measured) = 0.261 W/kg

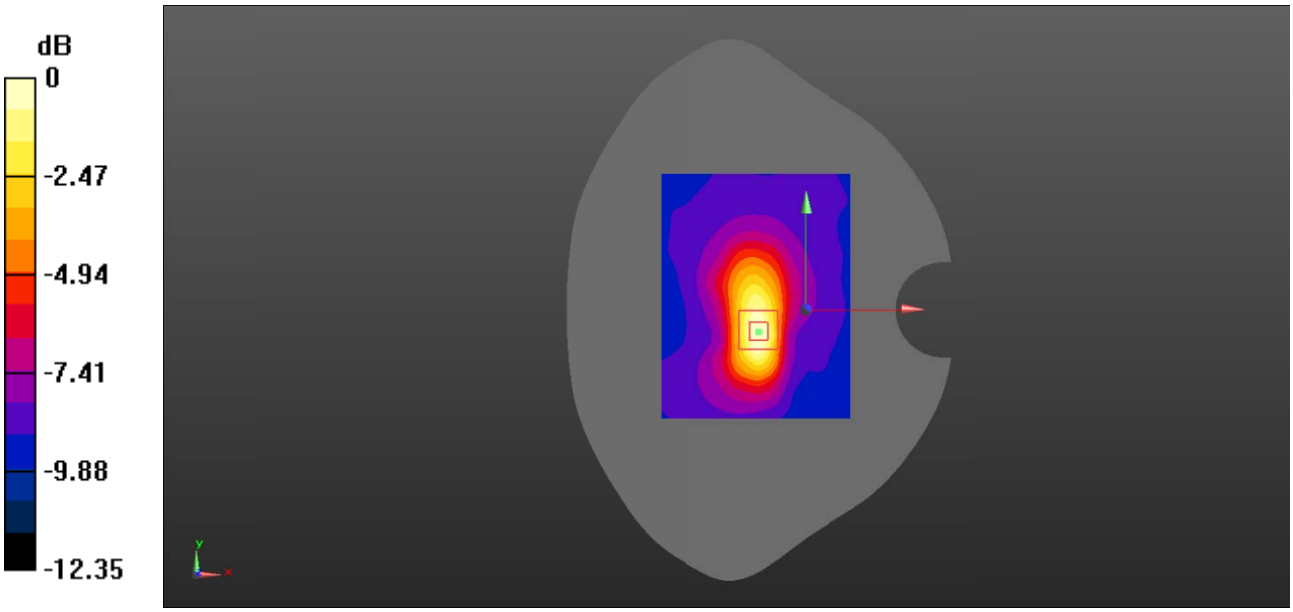

0 dB = 0.261 W/kg = -5.83 dBW/kg

Test Plot 24#: WCDMA Band 4_Head Left Cheek_Middle

DUT: Mobile phone; Type: CC6; Serial: 19081300202;

Communication System: Communication System: UID 0, WCDMA; Frequency: 1732.6 MHz;Duty Cycle: 1:1
Medium parameters used: f = 1732.6 MHz; σ = 1.368 S/m; ε_r = 41.076; ρ = 1000 kg/m^3 ;
Phantom section: Left Section

DASY5 Configuration:

- Probe: EX3DV4 - SN7522; ConvF(8.2, 8.2, 8.2) @1732.6 MHz;
- Sensor-Surface: 1.4mm (Mechanical Surface Detection)
- Electronics: DAE4 SN1562;Calibrated: 11/6/2018
- Phantom: SAM-Twin V8.0 P1aP2a; Type: QD 000 P41 AA; Serial: 1962
- Measurement SW: DASY52, Version 52.10 (2) ;

Area Scan (71x91x1): Interpolated grid: dx=1.500 mm, dy=1.500 mm
Maximum value of SAR (interpolated) = 0.934 W/kg

Zoom Scan (5x5x7)/Cube 0: Measurement grid: dx=8mm, dy=8mm, dz=5mm
Reference Value = 14.00 V/m; Power Drift = 0.10 dB
Peak SAR (extrapolated) = 1.53 W/kg
SAR(1 g) = 0.788 W/kg; SAR(10 g) = 0.394 W/kg
Maximum value of SAR (measured) = 0.889 W/kg

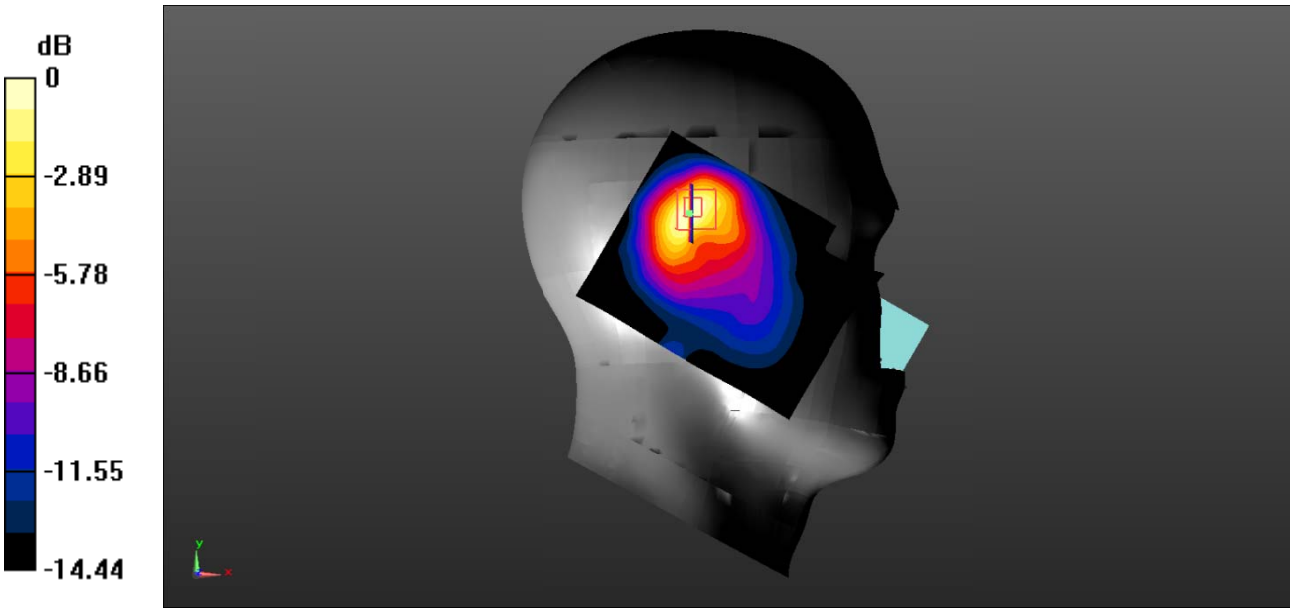

0 dB = 0.889 W/kg = -0.51 dBW/kg

Test Plot 25#: WCDMA Band 4_Head Left Tilt_Low

DUT: Mobile phone; Type: CC6; Serial: 19081300202;

Communication System: Communication System: UID 0, WCDMA; Frequency: 1712.4 MHz;Duty Cycle: 1:1
Medium parameters used: f = 1712.4 MHz; σ = 1.359 S/m; ε_r = 41.642; ρ = 1000 kg/m^3 ;
Phantom section: Left Section

DASY5 Configuration:

- Probe: EX3DV4 - SN7522; ConvF(8.2, 8.2, 8.2) @1712.4 MHz;
- Sensor-Surface: 1.4mm (Mechanical Surface Detection)
- Electronics: DAE4 SN1562;Calibrated: 11/6/2018
- Phantom: SAM-Twin V8.0 P1aP2a; Type: QD 000 P41 AA; Serial: 1962
- Measurement SW: DASY52, Version 52.10 (2) ;

Area Scan (71x91x1): Interpolated grid: dx=1.500 mm, dy=1.500 mm
Maximum value of SAR (interpolated) = 1.14 W/kg

Zoom Scan (5x5x7)/Cube 0: Measurement grid: dx=8mm, dy=8mm, dz=5mm
Reference Value = 17.84 V/m; Power Drift = 0.04 dB
Peak SAR (extrapolated) = 2.20 W/kg
SAR(1 g) = 1.09 W/kg; SAR(10 g) = 0.515 W/kg
Maximum value of SAR (measured) = 1.20 W/kg

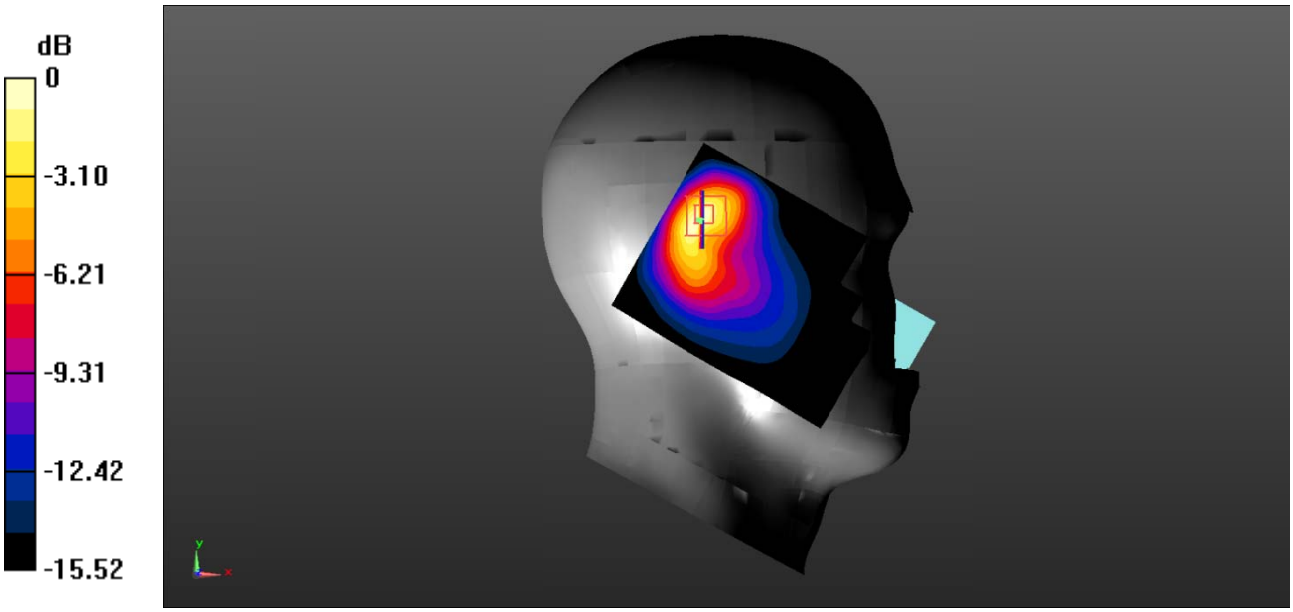

0 dB = 1.20 W/kg = 0.79 dBW/kg

Test Plot 26#: WCDMA Band 4_Head Left Tilt_Middle

DUT: Mobile phone; Type: CC6; Serial: 19081300202;

Communication System: Communication System: UID 0, WCDMA; Frequency: 1732.6 MHz;Duty Cycle: 1:1
Medium parameters used: f = 1732.6 MHz; σ = 1.368 S/m; ε_r = 41.076; ρ = 1000 kg/m^3 ;
Phantom section: Left Section

DASY5 Configuration:

- Probe: EX3DV4 - SN7522; ConvF(8.2, 8.2, 8.2) @1732.6 MHz;
- Sensor-Surface: 1.4mm (Mechanical Surface Detection)
- Electronics: DAE4 SN1562;Calibrated: 11/6/2018
- Phantom: SAM-Twin V8.0 P1aP2a; Type: QD 000 P41 AA; Serial: 1962
- Measurement SW: DASY52, Version 52.10 (2) ;

Area Scan (71x91x1): Interpolated grid: dx=1.500 mm, dy=1.500 mm
Maximum value of SAR (interpolated) = 1.16 W/kg

Zoom Scan (5x5x7)/Cube 0: Measurement grid: dx=8mm, dy=8mm, dz=5mm
Reference Value = 16.74 V/m; Power Drift = 0.11 dB
Peak SAR (extrapolated) = 2.00 W/kg
SAR(1 g) = 1.000 W/kg; SAR(10 g) = 0.475 W/kg
Maximum value of SAR (measured) = 1.15 W/kg

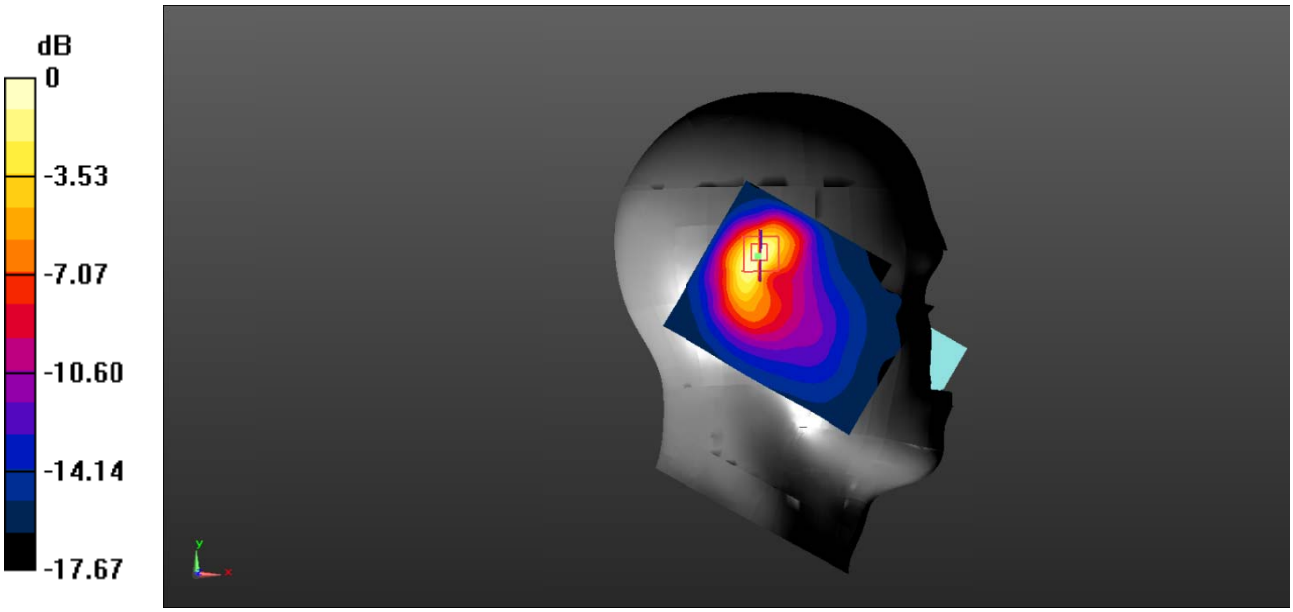

0 dB = 1.15 W/kg = 0.61 dBW/kg

Test Plot 27#: WCDMA Band 4_Head Left Tilt_High

DUT: Mobile phone; Type: CC6; Serial: 19081300202;

Communication System: Communication System: UID 0, WCDMA; Frequency: 1752.6 MHz;Duty Cycle: 1:1
Medium parameters used: f = 1752.6 MHz; σ = 1.383 S/m; ε_r = 40.64; ρ = 1000 kg/m^3 ;
Phantom section: Left Section

DASY5 Configuration:

- Probe: EX3DV4 - SN7522; ConvF(8.2, 8.2, 8.2) @1752.6 MHz;
- Sensor-Surface: 1.4mm (Mechanical Surface Detection)
- Electronics: DAE4 SN1562;Calibrated: 11/6/2018
- Phantom: SAM-Twin V8.0 P1aP2a; Type: QD 000 P41 AA; Serial: 1962
- Measurement SW: DASY52, Version 52.10 (2) ;

Area Scan (71x91x1): Interpolated grid: dx=1.500 mm, dy=1.500 mm
Maximum value of SAR (interpolated) = 1.00 W/kg

Zoom Scan (5x5x7)/Cube 0: Measurement grid: dx=8mm, dy=8mm, dz=5mm
Reference Value = 15.69 V/m; Power Drift = 0.00 dB
Peak SAR (extrapolated) = 2.07 W/kg
SAR(1 g) = 0.956 W/kg; SAR(10 g) = 0.444 W/kg
Maximum value of SAR (measured) = 1.06 W/kg

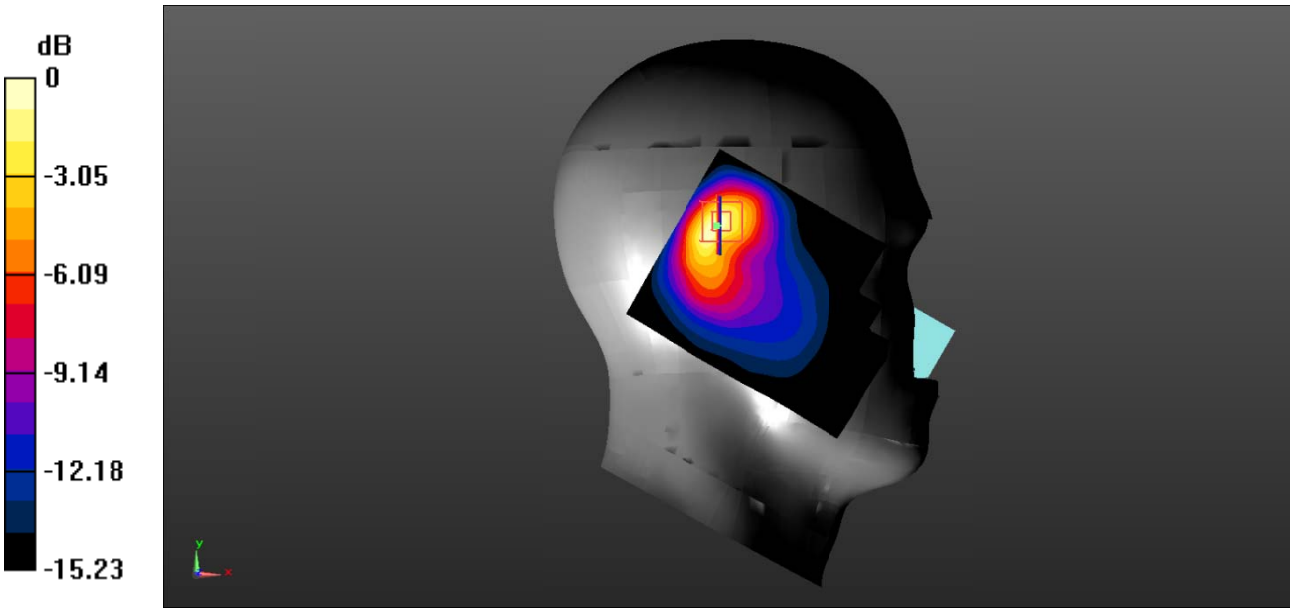

0 dB = 1.06 W/kg = 0.25 dBW/kg

Test Plot 28#: WCDMA Band 4_Head Right Cheek_Middle

DUT: Mobile phone; Type: CC6; Serial: 19081300202;

Communication System: Communication System: UID 0, WCDMA; Frequency: 1732.6 MHz;Duty Cycle: 1:1
Medium parameters used: f = 1732.6 MHz; σ = 1.368 S/m; ε_r = 41.076; ρ = 1000 kg/m^3 ;
Phantom section: Right Section

DASY5 Configuration:

- Probe: EX3DV4 - SN7522; ConvF(8.2, 8.2, 8.2) @1732.6 MHz;
- Sensor-Surface: 1.4mm (Mechanical Surface Detection)
- Electronics: DAE4 SN1562;Calibrated: 11/6/2018
- Phantom: SAM-Twin V8.0 P1aP2a; Type: QD 000 P41 AA; Serial: 1962
- Measurement SW: DASY52, Version 52.10 (2) ;

Area Scan (71x91x1): Interpolated grid: dx=1.500 mm, dy=1.500 mm
Maximum value of SAR (interpolated) = 0.682 W/kg

Zoom Scan (5x5x7)/Cube 0: Measurement grid: dx=8mm, dy=8mm, dz=5mm
Reference Value = 21.44 V/m; Power Drift = -0.15 dB
Peak SAR (extrapolated) = 1.07 W/kg
SAR(1 g) = 0.618 W/kg; SAR(10 g) = 0.381 W/kg
Maximum value of SAR (measured) = 0.694 W/kg

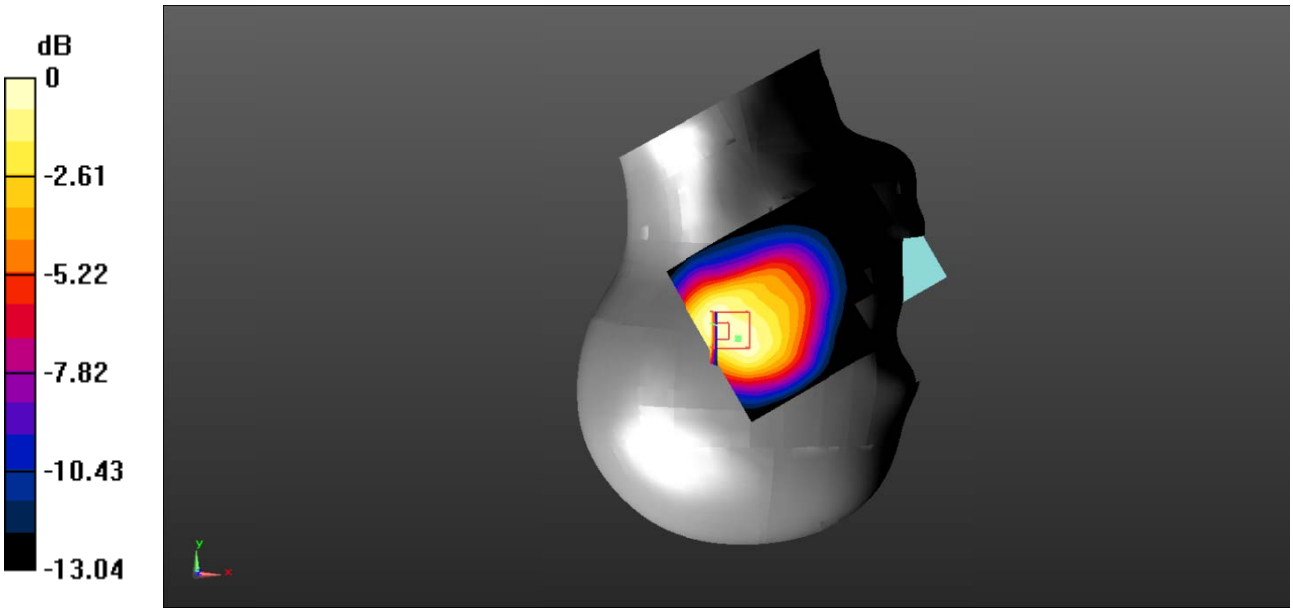

0 dB = 0.694 W/kg = -1.59 dBW/kg

Test Plot 29#: WCDMA Band 4_Head Right Tilt_Low

DUT: Mobile phone; Type: CC6; Serial: 19081300202;

Communication System: Communication System: UID 0, WCDMA; Frequency: 1712.4 MHz;Duty Cycle: 1:1
Medium parameters used: f = 1712.4 MHz; σ = 1.359 S/m; ε_r = 41.642; ρ = 1000 kg/m^3 ;
Phantom section: Right Section

DASY5 Configuration:

- Probe: EX3DV4 - SN7522; ConvF(8.2, 8.2, 8.2) @1712.4 MHz;
- Sensor-Surface: 1.4mm (Mechanical Surface Detection)
- Electronics: DAE4 SN1562;Calibrated: 11/6/2018
- Phantom: SAM-Twin V8.0 P1aP2a; Type: QD 000 P41 AA; Serial: 1962
- Measurement SW: DASY52, Version 52.10 (2) ;

Area Scan (71x91x1): Interpolated grid: dx=1.500 mm, dy=1.500 mm
Maximum value of SAR (interpolated) = 1.06 W/kg

Zoom Scan (5x5x7)/Cube 0: Measurement grid: dx=8mm, dy=8mm, dz=5mm
Reference Value = 26.75 V/m; Power Drift = -0.04 dB
Peak SAR (extrapolated) = 1.50 W/kg
SAR(1 g) = 0.894 W/kg; SAR(10 g) = 0.520 W/kg
Maximum value of SAR (measured) = 0.952 W/kg

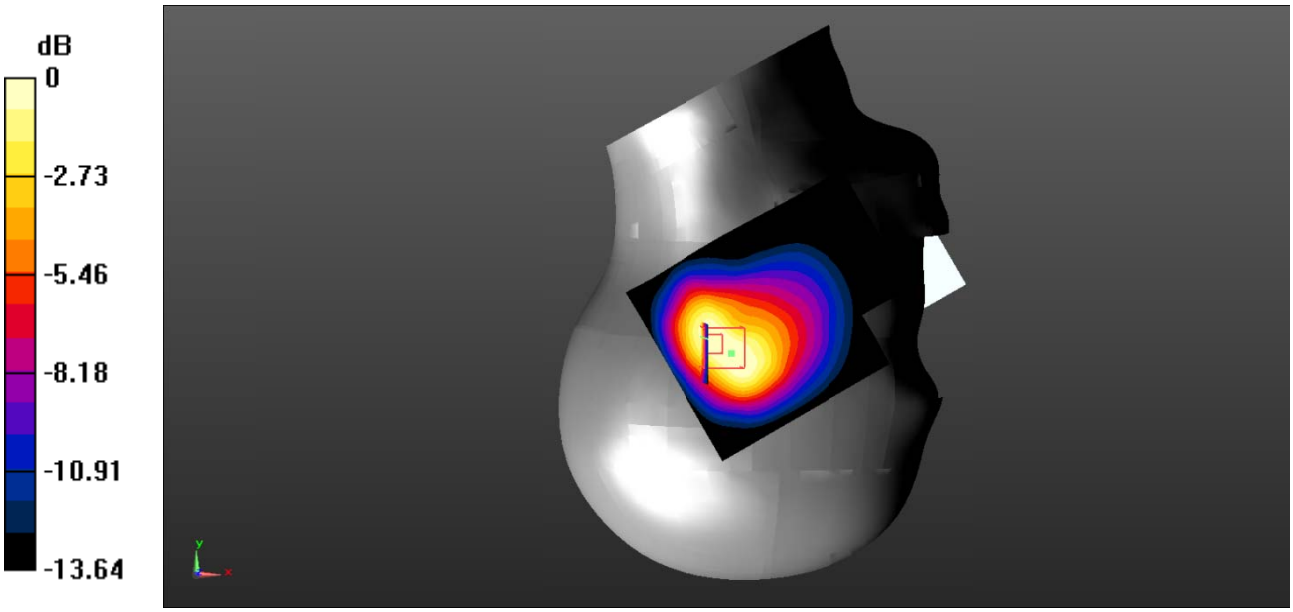

0 dB = 0.952 W/kg = -0.21 dBW/kg

Test Plot 30#: WCDMA Band 4_Head Right Tilt_Middle

DUT: Mobile phone; Type: CC6; Serial: 19081300202;

Communication System: Communication System: UID 0, WCDMA; Frequency: 1732.6 MHz;Duty Cycle: 1:1
Medium parameters used: f = 1732.6 MHz; σ = 1.368 S/m; ε_r = 41.076; ρ = 1000 kg/m^3 ;
Phantom section: Right Section

DASY5 Configuration:

- Probe: EX3DV4 - SN7522; ConvF(8.2, 8.2, 8.2) @1732.6 MHz;
- Sensor-Surface: 1.4mm (Mechanical Surface Detection)
- Electronics: DAE4 SN1562;Calibrated: 11/6/2018
- Phantom: SAM-Twin V8.0 P1aP2a; Type: QD 000 P41 AA; Serial: 1962
- Measurement SW: DASY52, Version 52.10 (2) ;

Area Scan (71x91x1): Interpolated grid: dx=1.500 mm, dy=1.500 mm
Maximum value of SAR (interpolated) = 1.25 W/kg

Zoom Scan (5x5x7)/Cube 0: Measurement grid: dx=8mm, dy=8mm, dz=5mm
Reference Value = 28.14 V/m; Power Drift = -0.05 dB
Peak SAR (extrapolated) = 1.84 W/kg
SAR(1 g) = 1.05 W/kg; SAR(10 g) = 0.584 W/kg
Maximum value of SAR (measured) = 1.12 W/kg

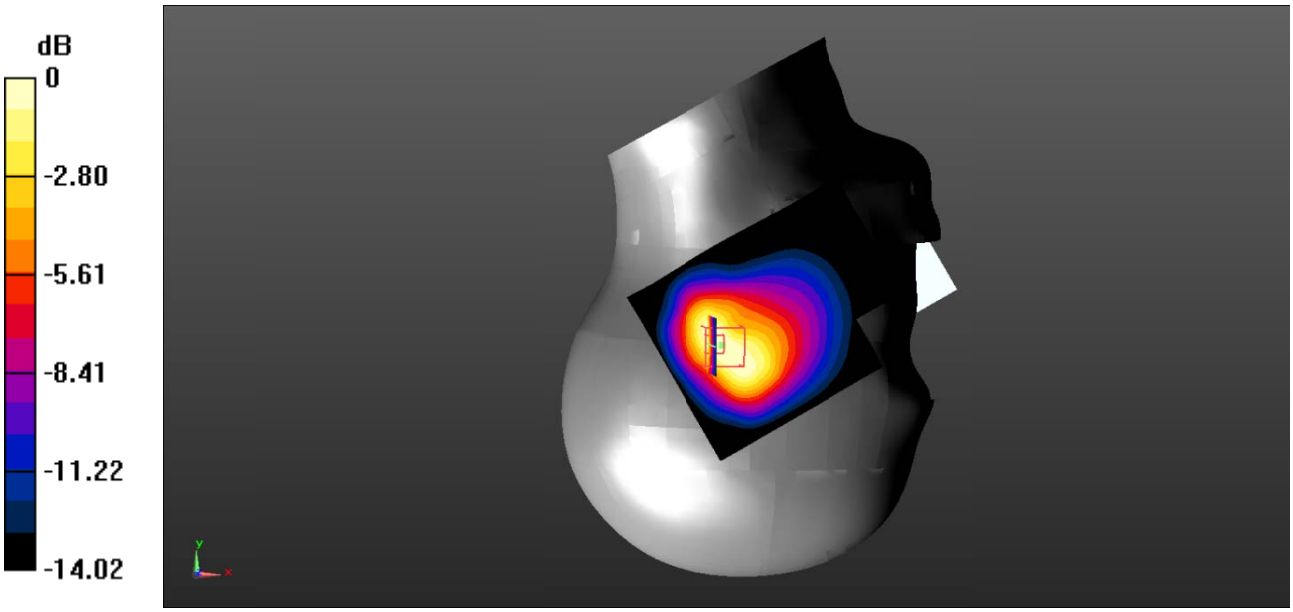

0 dB = 1.12 W/kg = 0.49 dBW/kg

Test Plot 31#: WCDMA Band 4_Head Right Tilt_High

DUT: Mobile phone; Type: CC6; Serial: 19081300202;

Communication System: Communication System: UID 0, WCDMA; Frequency: 1752.6 MHz;Duty Cycle: 1:1
Medium parameters used: f = 1752.6 MHz; σ = 1.383 S/m; ε_r = 40.64; ρ = 1000 kg/m^3 ;
Phantom section: Right Section

DASY5 Configuration:

- Probe: EX3DV4 - SN7522; ConvF(8.2, 8.2, 8.2) @1752.6 MHz;
- Sensor-Surface: 1.4mm (Mechanical Surface Detection)
- Electronics: DAE4 SN1562;Calibrated: 11/6/2018
- Phantom: SAM-Twin V8.0 P1aP2a; Type: QD 000 P41 AA; Serial: 1962
- Measurement SW: DASY52, Version 52.10 (2) ;

Area Scan (71x91x1): Interpolated grid: dx=1.500 mm, dy=1.500 mm
Maximum value of SAR (interpolated) = 0.947 W/kg

Zoom Scan (5x5x7)/Cube 0: Measurement grid: dx=8mm, dy=8mm, dz=5mm
Reference Value = 25.07 V/m; Power Drift = 0.00 dB
Peak SAR (extrapolated) = 1.43 W/kg
SAR(1 g) = 0.825 W/kg; SAR(10 g) = 0.469 W/kg
Maximum value of SAR (measured) = 0.892 W/kg

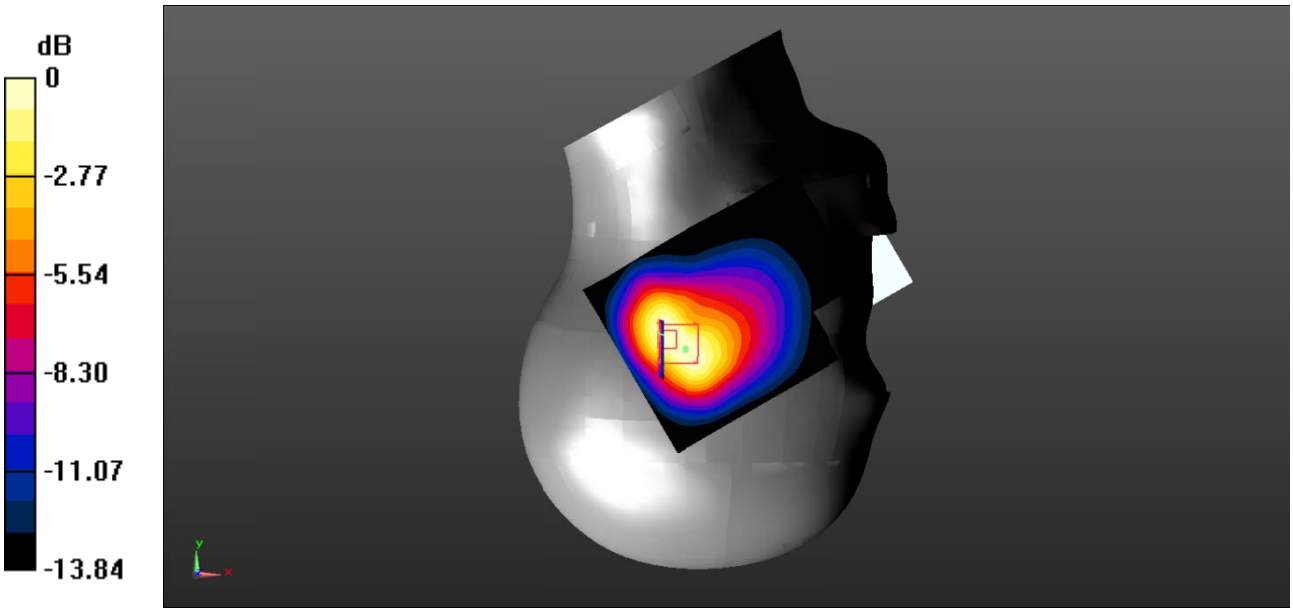

0 dB = 0.892 W/kg = -0.50 dBW/kg

Test Plot 32#: WCDMA Band 4_Body Back_Middle

DUT: Mobile phone; Type: CC6; Serial: 19081300202;

Communication System: Communication System: UID 0, WCDMA; Frequency: 1732.6 MHz;Duty Cycle: 1:1
Medium parameters used: f = 1732.6 MHz; σ = 1.368 S/m; ε_r = 41.076; ρ = 1000 kg/m^3 ;
Phantom section: Flat Section

DASY5 Configuration:

- Probe: EX3DV4 - SN7522; ConvF(8.2, 8.2, 8.2) @1732.6 MHz;
- Sensor-Surface: 1.4mm (Mechanical Surface Detection)
- Electronics: DAE4 SN1562;Calibrated: 11/6/2018
- Phantom: SAM-Twin V8.0 P1aP2a; Type: QD 000 P41 AA; Serial: 1962
- Measurement SW: DASY52, Version 52.10 (2) ;

Area Scan (71x91x1): Interpolated grid: dx=1.500 mm, dy=1.500 mm
Maximum value of SAR (interpolated) = 0.405 W/kg

Zoom Scan (5x5x7)/Cube 0: Measurement grid: dx=8mm, dy=8mm, dz=5mm
Reference Value = 9.781 V/m; Power Drift = 0.16 dB
Peak SAR (extrapolated) = 0.614 W/kg
SAR(1 g) = 0.364 W/kg; SAR(10 g) = 0.201 W/kg
Maximum value of SAR (measured) = 0.393 W/kg

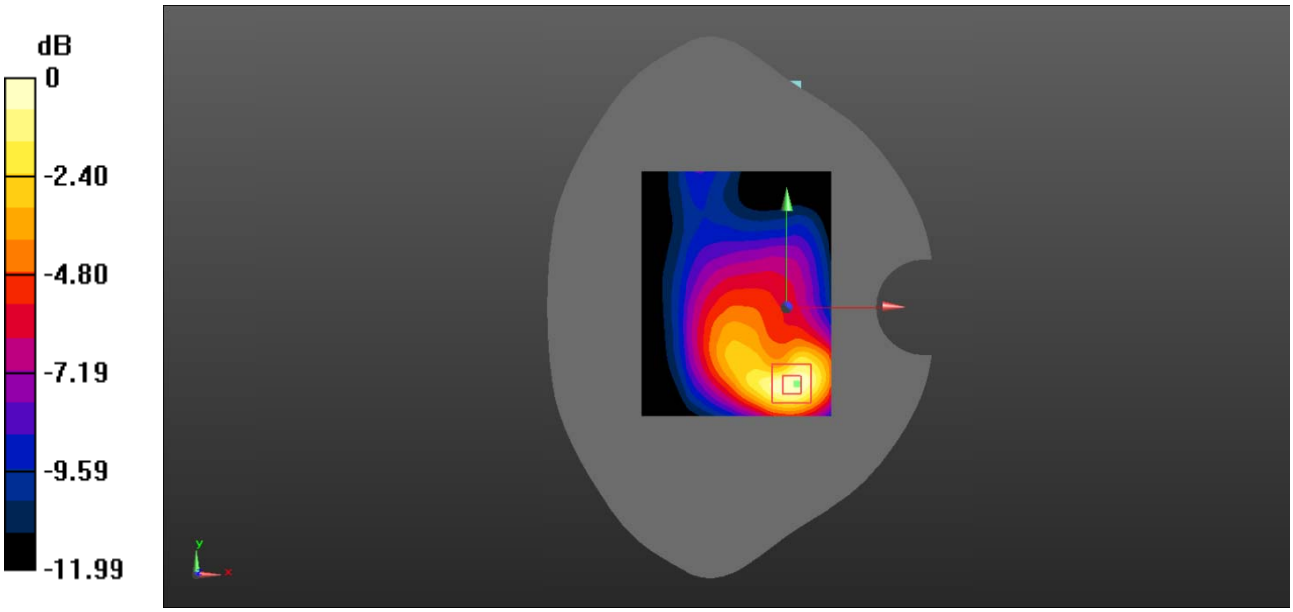

0 dB = 0.393 W/kg = -4.06 dBW/kg

Test Plot 33#: WCDMA Band 4_Body Right_Middle

DUT: Mobile phone; Type: CC6; Serial: 19081300202;

Communication System: Communication System: UID 0, WCDMA; Frequency: 1732.6 MHz;Duty Cycle: 1:1
Medium parameters used: f = 1732.6 MHz; σ = 1.368 S/m; ε_r = 41.076; ρ = 1000 kg/m^3 ;
Phantom section: Flat Section

DASY5 Configuration:

- Probe: EX3DV4 - SN7522; ConvF(8.2, 8.2, 8.2) @1732.6 MHz;
- Sensor-Surface: 1.4mm (Mechanical Surface Detection)
- Electronics: DAE4 SN1562;Calibrated: 11/6/2018
- Phantom: SAM-Twin V8.0 P1aP2a; Type: QD 000 P41 AA; Serial: 1962
- Measurement SW: DASY52, Version 52.10 (2) ;

Area Scan (71x91x1): Interpolated grid: dx=1.500 mm, dy=1.500 mm
Maximum value of SAR (interpolated) = 0.117 W/kg

Zoom Scan (5x5x7)/Cube 0: Measurement grid: dx=8mm, dy=8mm, dz=5mm
Reference Value = 4.650 V/m; Power Drift = 0.00 dB
Peak SAR (extrapolated) = 0.256 W/kg
SAR(1 g) = 0.103 W/kg; SAR(10 g) = 0.062 W/kg
Maximum value of SAR (measured) = 0.103 W/kg

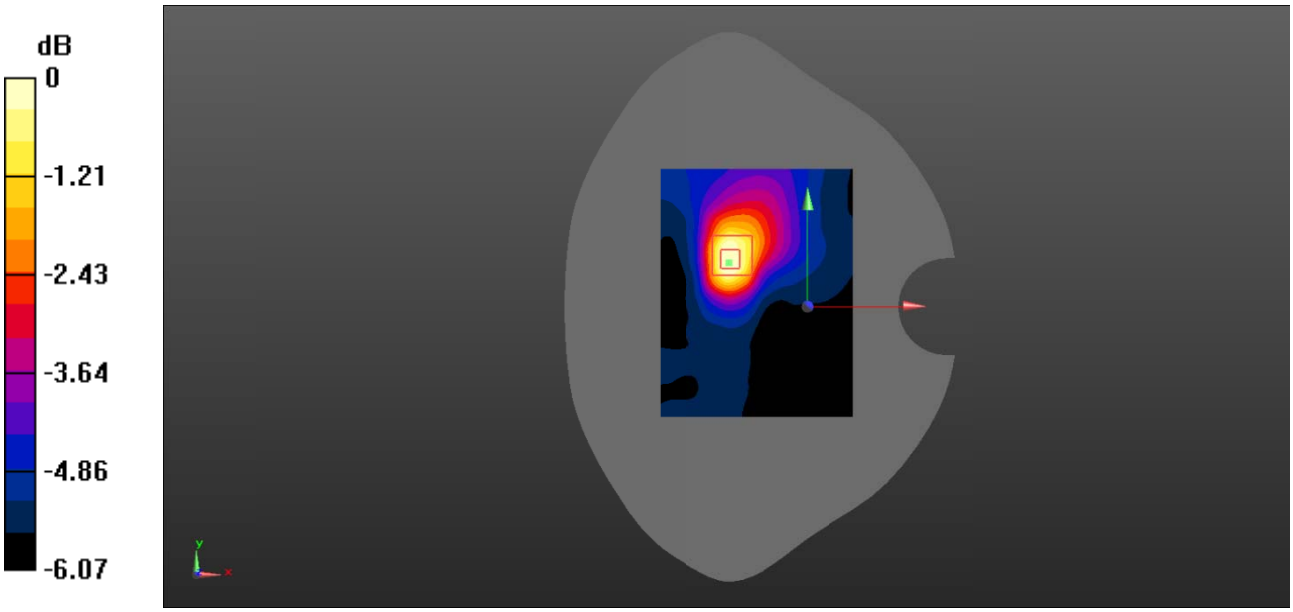

0 dB = 0.103 W/kg = -9.87 dBW/kg

Test Plot 34#: WCDMA Band 4_Body Top_Middle

DUT: Mobile phone; Type: CC6; Serial: 19081300202;

Communication System: Communication System: UID 0, WCDMA; Frequency: 1732.6 MHz;Duty Cycle: 1:1
Medium parameters used: f = 1732.6 MHz; σ = 1.368 S/m; ε_r = 41.076; ρ = 1000 kg/m^3 ;
Phantom section: Flat Section

DASY5 Configuration:

- Probe: EX3DV4 - SN7522; ConvF(8.2, 8.2, 8.2) @1732.6 MHz;
- Sensor-Surface: 1.4mm (Mechanical Surface Detection)
- Electronics: DAE4 SN1562;Calibrated: 11/6/2018
- Phantom: SAM-Twin V8.0 P1aP2a; Type: QD 000 P41 AA; Serial: 1962
- Measurement SW: DASY52, Version 52.10 (2) ;

Area Scan (71x91x1): Interpolated grid: dx=1.500 mm, dy=1.500 mm
Maximum value of SAR (interpolated) = 0.432 W/kg

Zoom Scan (5x5x7)/Cube 0: Measurement grid: dx=8mm, dy=8mm, dz=5mm
Reference Value = 15.54 V/m; Power Drift = 0.01 dB
Peak SAR (extrapolated) = 0.531 W/kg
SAR(1 g) = 0.343 W/kg; SAR(10 g) = 0.192 W/kg
Maximum value of SAR (measured) = 0.391 W/kg

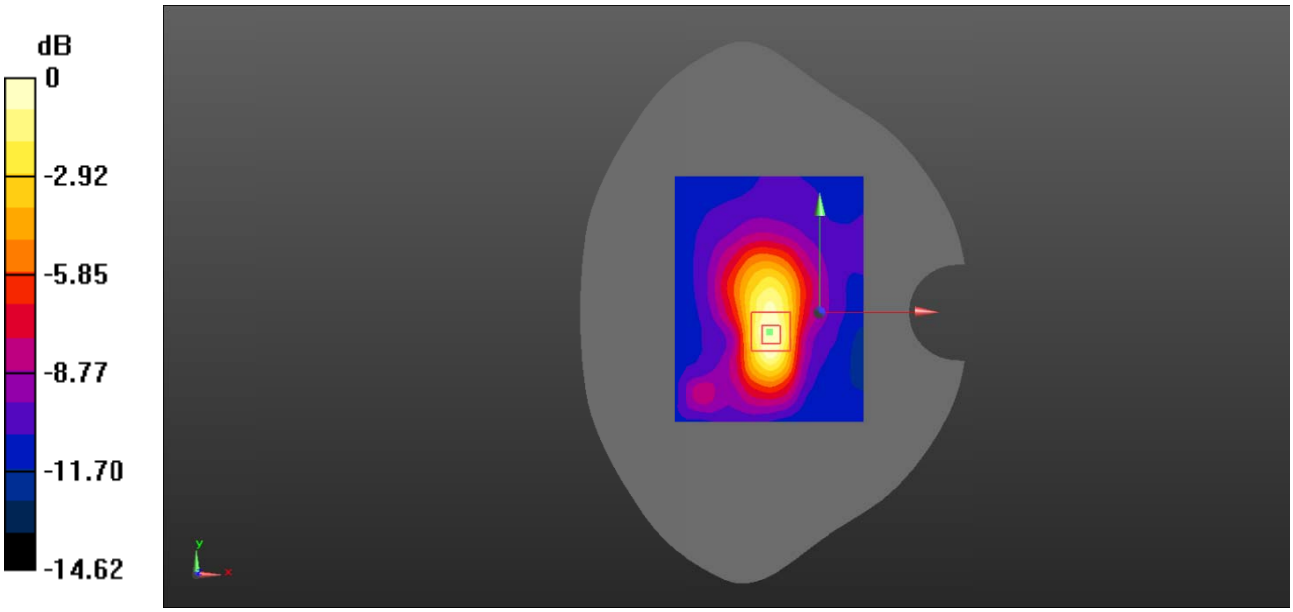

0 dB = 0.391 W/kg = -4.08 dBW/kg

Test Plot 35#: WCDMA Band 5_Head Left Cheek_Middle

DUT: Mobile phone; Type: CC6; Serial: 19081300202;

Communication System: Communication System: UID 0, WCDMA; Frequency: 836.6 MHz;Duty Cycle: 1:1
Medium parameters used: f = 836.6 MHz; σ = 0.926 S/m; ε_r = 41.636; ρ = 1000 kg/m^3 ;
Phantom section: Left Section

DASY5 Configuration:

- Probe: EX3DV4 - SN7522; ConvF(9.46, 9.46, 9.46) @836.6 MHz;
- Sensor-Surface: 1.4mm (Mechanical Surface Detection)
- Electronics: DAE4 SN1562;Calibrated: 11/6/2018
- Phantom: SAM-Twin V8.0 P1aP2a; Type: QD 000 P41 AA; Serial: 1962
- Measurement SW: DASY52, Version 52.10 (2) ;

Area Scan (71x91x1): Interpolated grid: dx=1.500 mm, dy=1.500 mm
Maximum value of SAR (interpolated) = 0.232 W/kg

Zoom Scan (5x5x7)/Cube 0: Measurement grid: dx=8mm, dy=8mm, dz=5mm
Reference Value = 12.01 V/m; Power Drift = -0.17 dB
Peak SAR (extrapolated) = 0.344 W/kg
SAR(1 g) = 0.195 W/kg; SAR(10 g) = 0.130 W/kg
Maximum value of SAR (measured) = 0.203 W/kg

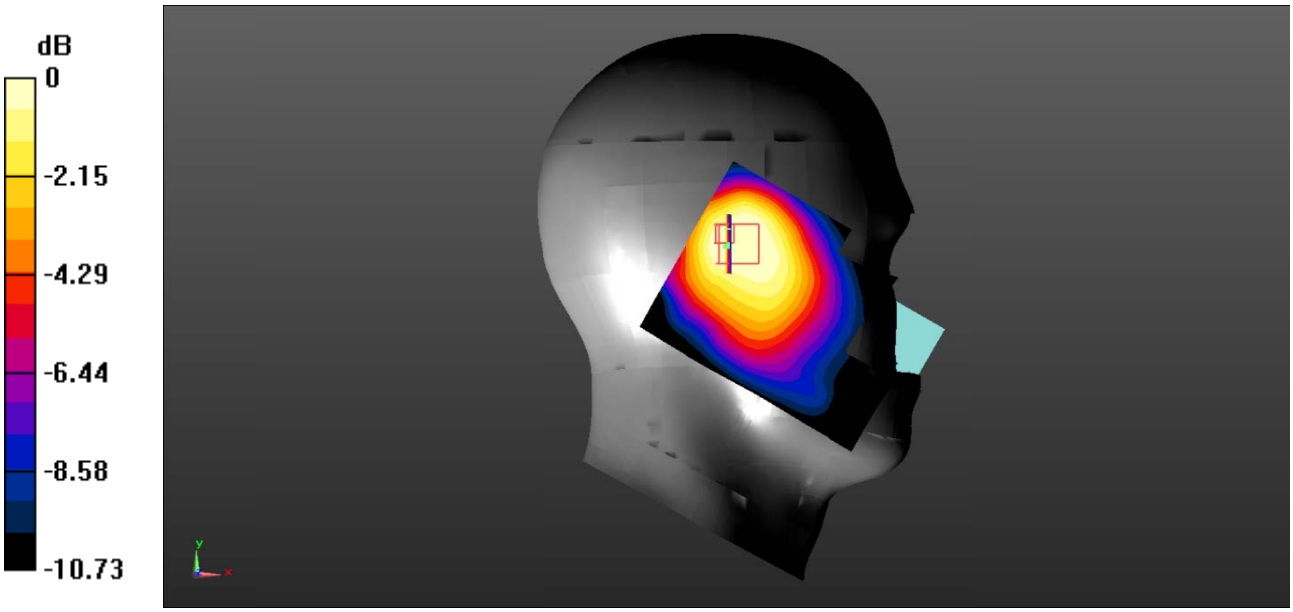

0 dB = 0.203 W/kg = -6.93 dBW/kg

Test Plot 36#: WCDMA Band 5_Head Left Tilt_Middle

DUT: Mobile phone; Type: CC6; Serial: 19081300202;

Communication System: Communication System: UID 0, WCDMA; Frequency: 836.6 MHz;Duty Cycle: 1:1
Medium parameters used: f = 836.6 MHz; σ = 0.926 S/m; ε_r = 41.636; ρ = 1000 kg/m^3 ;
Phantom section: Left Section

DASY5 Configuration:

- Probe: EX3DV4 - SN7522; ConvF(9.46, 9.46, 9.46) @836.6 MHz;
- Sensor-Surface: 1.4mm (Mechanical Surface Detection)
- Electronics: DAE4 SN1562;Calibrated: 11/6/2018
- Phantom: SAM-Twin V8.0 P1aP2a; Type: QD 000 P41 AA; Serial: 1962
- Measurement SW: DASY52, Version 52.10 (2) ;

Area Scan (71x91x1): Interpolated grid: dx=1.500 mm, dy=1.500 mm
Maximum value of SAR (interpolated) = 0.277 W/kg

Zoom Scan (5x5x7)/Cube 0: Measurement grid: dx=8mm, dy=8mm, dz=5mm
Reference Value = 12.70 V/m; Power Drift = -0.09 dB
Peak SAR (extrapolated) = 0.493 W/kg
SAR(1 g) = 0.231 W/kg; SAR(10 g) = 0.126 W/kg
Maximum value of SAR (measured) = 0.257 W/kg

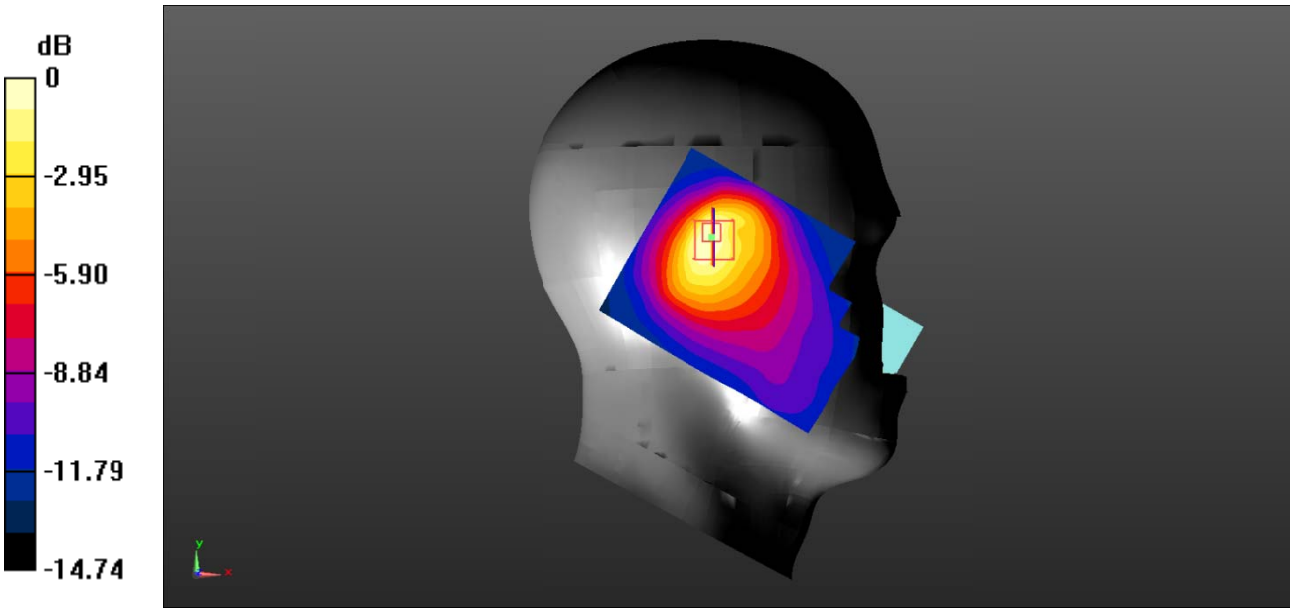

0 dB = 0.257 W/kg = -5.90 dBW/kg

Test Plot 37#: WCDMA Band 5_Head Right Cheek_Middle

DUT: Mobile phone; Type: CC6; Serial: 19081300202;

Communication System: Communication System: UID 0, WCDMA; Frequency: 836.6 MHz;Duty Cycle: 1:1
Medium parameters used: f = 836.6 MHz; σ = 0.926 S/m; ε_r = 41.636; ρ = 1000 kg/m^3 ;
Phantom section: Right Section

DASY5 Configuration:

- Probe: EX3DV4 - SN7522; ConvF(9.46, 9.46, 9.46) @836.6 MHz;
- Sensor-Surface: 1.4mm (Mechanical Surface Detection)
- Electronics: DAE4 SN1562;Calibrated: 11/6/2018
- Phantom: SAM-Twin V8.0 P1aP2a; Type: QD 000 P41 AA; Serial: 1962
- Measurement SW: DASY52, Version 52.10 (2) ;

Area Scan (71x91x1): Interpolated grid: dx=1.500 mm, dy=1.500 mm
Maximum value of SAR (interpolated) = 0.194 W/kg

Zoom Scan (5x5x7)/Cube 0: Measurement grid: dx=8mm, dy=8mm, dz=5mm
Reference Value = 12.59 V/m; Power Drift = -0.16 dB
Peak SAR (extrapolated) = 0.236 W/kg
SAR(1 g) = 0.154 W/kg; SAR(10 g) = 0.101 W/kg
Maximum value of SAR (measured) = 0.163 W/kg

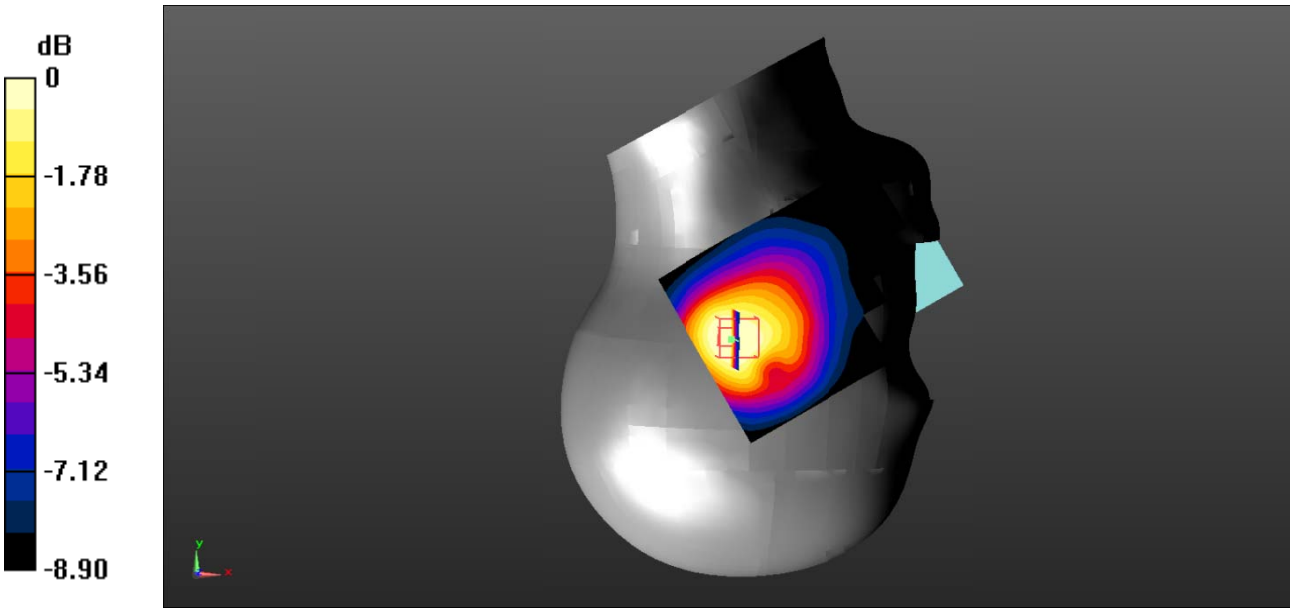

0 dB = 0.163 W/kg = -7.88 dBW/kg

Test Plot 38#: WCDMA Band 5_Head Right Tilt_Middle

DUT: Mobile phone; Type: CC6; Serial: 19081300202;

Communication System: Communication System: UID 0, WCDMA; Frequency: 836.6 MHz;Duty Cycle: 1:1
Medium parameters used: f = 836.6 MHz; σ = 0.926 S/m; ε_r = 41.636; ρ = 1000 kg/m^3 ;
Phantom section: Right Section

DASY5 Configuration:

- Probe: EX3DV4 - SN7522; ConvF(9.46, 9.46, 9.46) @836.6 MHz;
- Sensor-Surface: 1.4mm (Mechanical Surface Detection)
- Electronics: DAE4 SN1562;Calibrated: 11/6/2018
- Phantom: SAM-Twin V8.0 P1aP2a; Type: QD 000 P41 AA; Serial: 1962
- Measurement SW: DASY52, Version 52.10 (2) ;

Area Scan (71x91x1): Interpolated grid: dx=1.500 mm, dy=1.500 mm
Maximum value of SAR (interpolated) = 0.172 W/kg

Zoom Scan (5x5x7)/Cube 0: Measurement grid: dx=8mm, dy=8mm, dz=5mm
Reference Value = 11.80 V/m; Power Drift = 0.18 dB
Peak SAR (extrapolated) = 0.229 W/kg
SAR(1 g) = 0.141 W/kg; SAR(10 g) = 0.087 W/kg
Maximum value of SAR (measured) = 0.151 W/kg

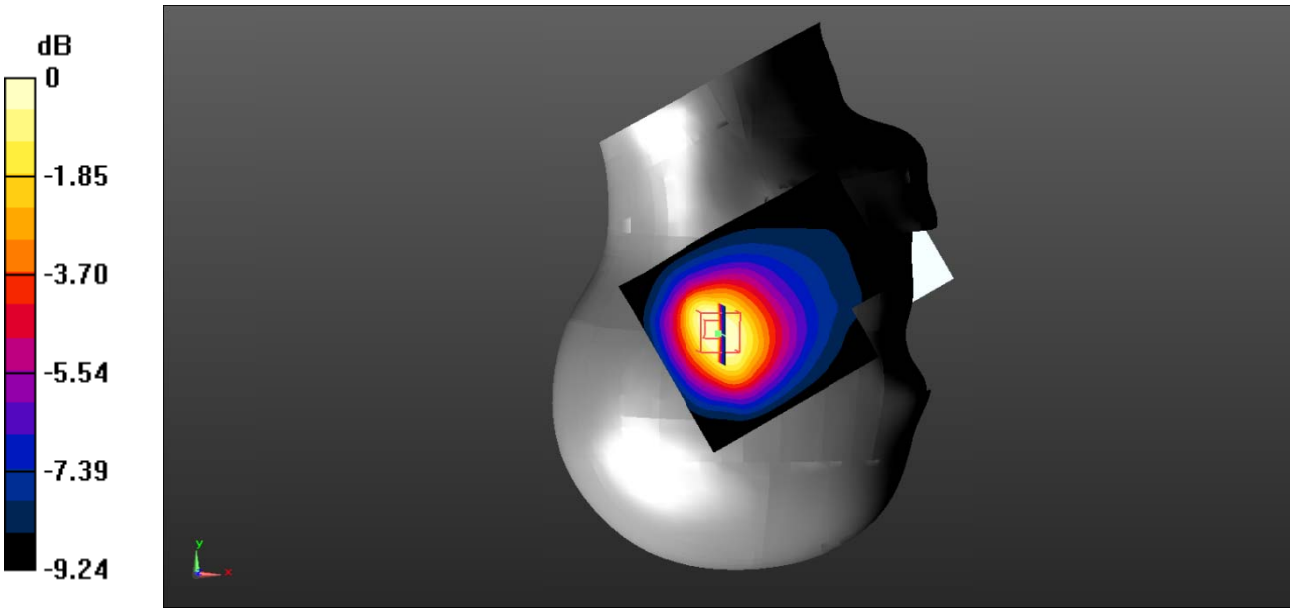

0 dB = 0.151 W/kg = -8.21 dBW/kg

Test Plot 39#: WCDMA Band 5_Body Back_Middle

DUT: Mobile phone; Type: CC6; Serial: 19081300202;

Communication System: Communication System: UID 0, WCDMA; Frequency: 836.6 MHz;Duty Cycle: 1:1
Medium parameters used: f = 836.6 MHz; σ = 0.926 S/m; ε_r = 41.636; ρ = 1000 kg/m^3 ;
Phantom section: Flat Section

DASY5 Configuration:

- Probe: EX3DV4 - SN7522; ConvF(9.46, 9.46, 9.46) @836.6 MHz;
- Sensor-Surface: 1.4mm (Mechanical Surface Detection)
- Electronics: DAE4 SN1562;Calibrated: 11/6/2018
- Phantom: SAM-Twin V8.0 P1aP2a; Type: QD 000 P41 AA; Serial: 1962
- Measurement SW: DASY52, Version 52.10 (2) ;

Area Scan (71x91x1): Interpolated grid: dx=1.500 mm, dy=1.500 mm
Maximum value of SAR (interpolated) = 0.0485 W/kg

Zoom Scan (5x5x7)/Cube 0: Measurement grid: dx=8mm, dy=8mm, dz=5mm
Reference Value = 5.747 V/m; Power Drift = -0.07 dB
Peak SAR (extrapolated) = 0.0770 W/kg
SAR(1 g) = 0.046 W/kg; SAR(10 g) = 0.031 W/kg
Maximum value of SAR (measured) = 0.0477 W/kg

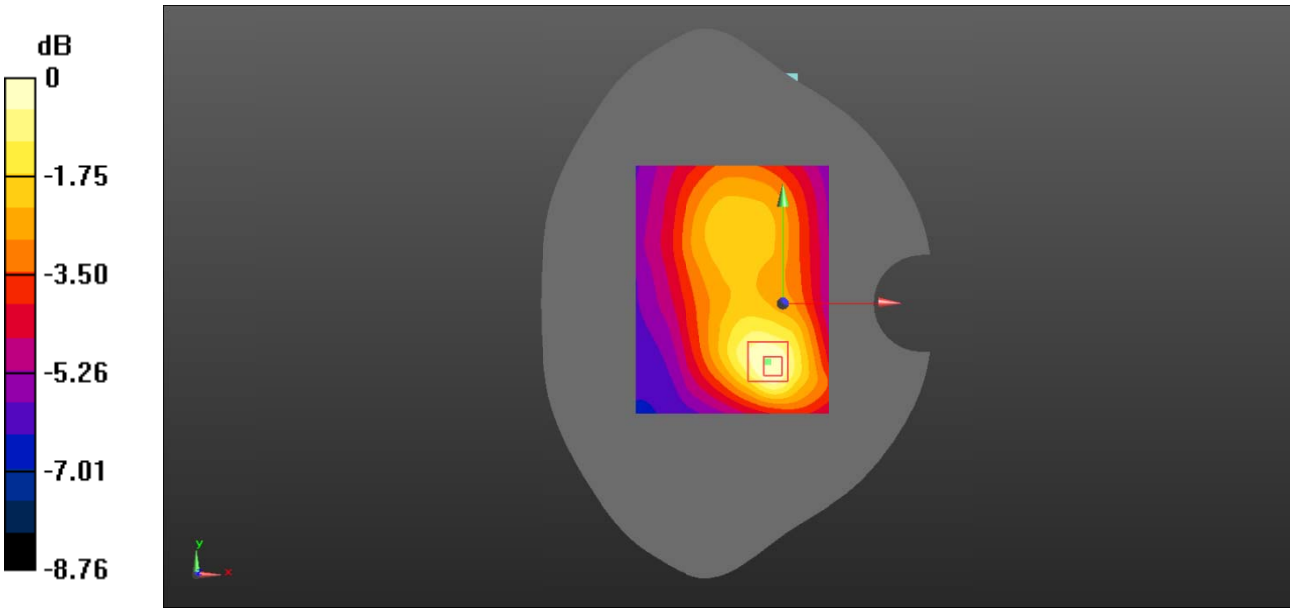

0 dB = 0.0477 W/kg = -13.21 dBW/kg

Test Plot 40#: WCDMA Band 5_Body Right_Middle

DUT: Mobile phone; Type: CC6; Serial: 19081300202;

Communication System: Communication System: UID 0, WCDMA; Frequency: 836.6 MHz;Duty Cycle: 1:1
Medium parameters used: f = 836.6 MHz; σ = 0.926 S/m; ε_r = 41.636; ρ = 1000 kg/m^3 ;
Phantom section: Flat Section

DASY5 Configuration:

- Probe: EX3DV4 - SN7522; ConvF(9.46, 9.46, 9.46) @836.6 MHz;
- Sensor-Surface: 1.4mm (Mechanical Surface Detection)
- Electronics: DAE4 SN1562;Calibrated: 11/6/2018
- Phantom: SAM-Twin V8.0 P1aP2a; Type: QD 000 P41 AA; Serial: 1962
- Measurement SW: DASY52, Version 52.10 (2) ;

Area Scan (71x91x1): Interpolated grid: dx=1.500 mm, dy=1.500 mm
Maximum value of SAR (interpolated) = 0.0306 W/kg

Zoom Scan (5x5x7)/Cube 0: Measurement grid: dx=8mm, dy=8mm, dz=5mm
Reference Value = 4.606 V/m; Power Drift = 0.19 dB
Peak SAR (extrapolated) = 0.0480 W/kg
SAR(1 g) = 0.029 W/kg; SAR(10 g) = 0.023 W/kg
Maximum value of SAR (measured) = 0.0300 W/kg

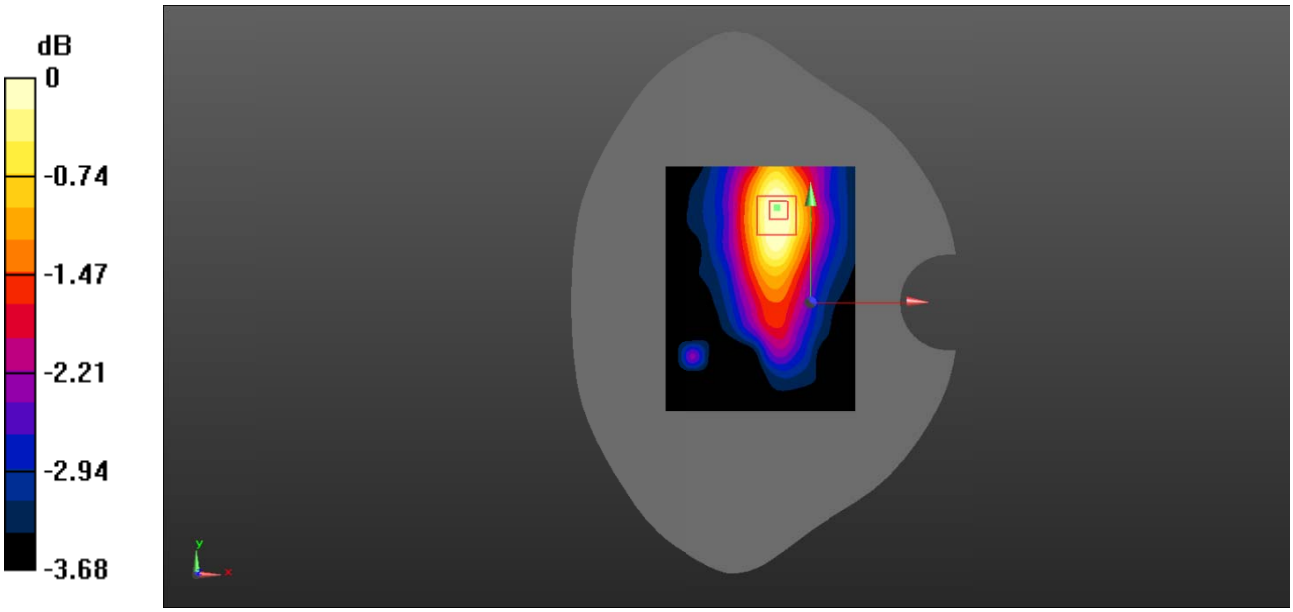

0 dB = 0.0300 W/kg = -15.23 dBW/kg

Test Plot 41#: WCDMA Band 5_Body Top_Middle

DUT: Mobile phone; Type: CC6; Serial: 19081300202;

Communication System: Communication System: UID 0, WCDMA; Frequency: 836.6 MHz;Duty Cycle: 1:1
Medium parameters used: f = 836.6 MHz; σ = 0.926 S/m; ε_r = 41.636; ρ = 1000 kg/m^3 ;
Phantom section: Flat Section

DASY5 Configuration:

- Probe: EX3DV4 - SN7522; ConvF(9.46, 9.46, 9.46) @836.6 MHz;
- Sensor-Surface: 1.4mm (Mechanical Surface Detection)
- Electronics: DAE4 SN1562;Calibrated: 11/6/2018
- Phantom: SAM-Twin V8.0 P1aP2a; Type: QD 000 P41 AA; Serial: 1962
- Measurement SW: DASY52, Version 52.10 (2) ;

Area Scan (71x91x1): Interpolated grid: dx=1.500 mm, dy=1.500 mm
Maximum value of SAR (interpolated) = 0.0322 W/kg

Zoom Scan (5x5x7)/Cube 0: Measurement grid: dx=8mm, dy=8mm, dz=5mm
Reference Value = 5.916 V/m; Power Drift = -0.04 dB
Peak SAR (extrapolated) = 0.0850 W/kg
SAR(1 g) = 0.034 W/kg; SAR(10 g) = 0.024 W/kg
Maximum value of SAR (measured) = 0.0323 W/kg

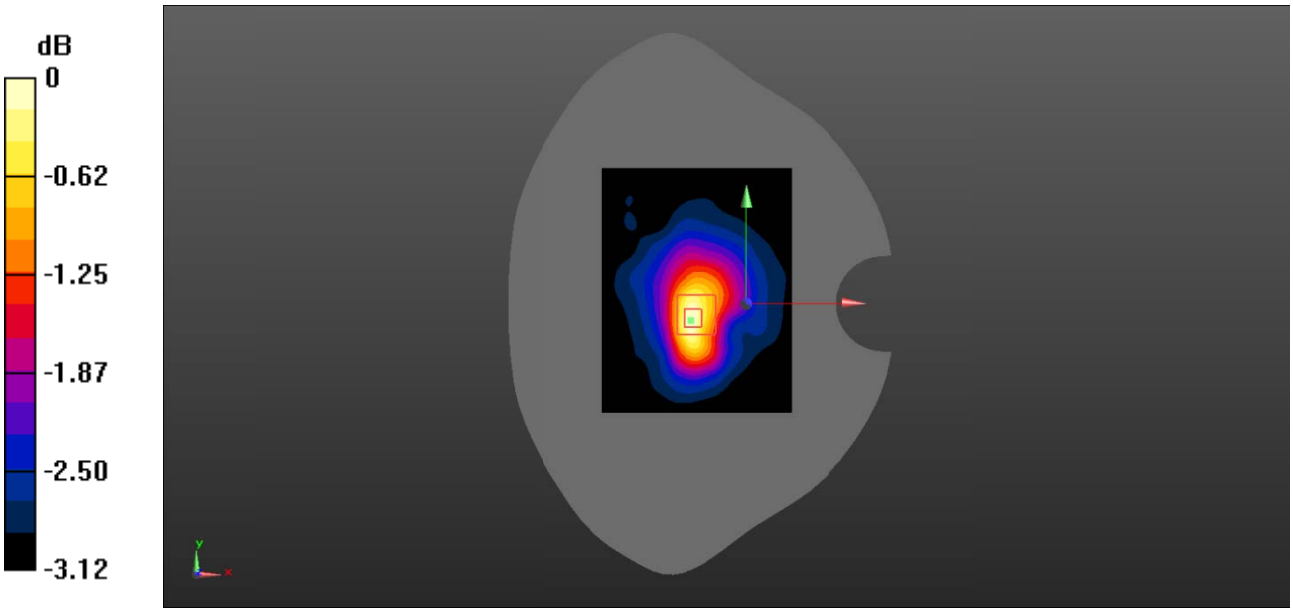

0 dB = 0.0323 W/kg = -14.91 dBW/kg

Test Plot 42#: LTE Band 2_Head Left Cheek_1RB_Middle

DUT: Mobile phone; Type: CC6; Serial: 19081300202;

Communication System: Generic FDD-LTE; Frequency: 1880 MHz;Duty Cycle: 1:1
Medium parameters used: f = 1880 MHz; σ = 1.412 S/m; ε_r = 40.966; ρ = 1000 kg/m^3 ;
Phantom section: Left Section

DASY5 Configuration:

- Probe: EX3DV4 - SN7522; ConvF(7.91, 7.91, 7.91) @1880 MHz;
- Sensor-Surface: 1.4mm (Mechanical Surface Detection)
- Electronics: DAE4 SN1562;Calibrated: 11/6/2018
- Phantom: SAM-Twin V8.0 P1aP2a; Type: QD 000 P41 AA; Serial: 1962
- Measurement SW: DASY52, Version 52.10 (2) ;

Area Scan (71x91x1): Interpolated grid: dx=1.500 mm, dy=1.500 mm
Maximum value of SAR (interpolated) = 0.527 W/kg

Zoom Scan (5x5x7)/Cube 0: Measurement grid: dx=8mm, dy=8mm, dz=5mm
Reference Value = 10.81 V/m; Power Drift = -0.14 dB
Peak SAR (extrapolated) = 0.811 W/kg
SAR(1 g) = 0.425 W/kg; SAR(10 g) = 0.222 W/kg
Maximum value of SAR (measured) = 0.463 W/kg

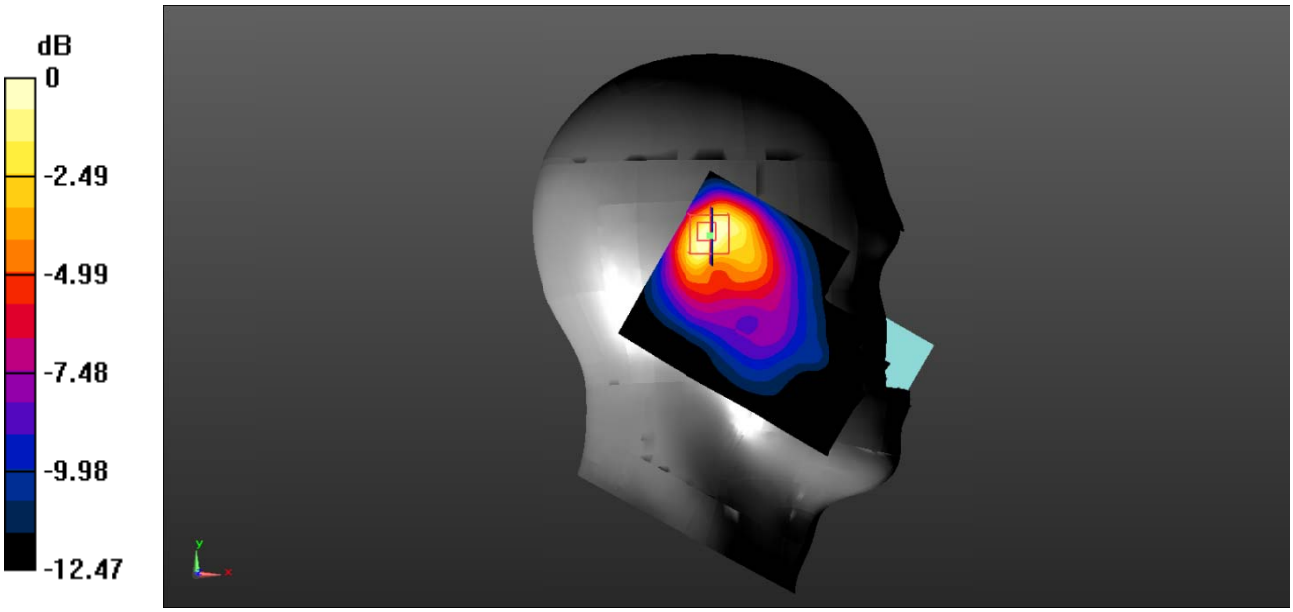

0 dB = 0.463 W/kg = -3.34 dBW/kg

Test Plot 43#: LTE Band 2_Head Left Cheek_50%RB_Middle

DUT: Mobile phone; Type: CC6; Serial: 19081300202;

Communication System: Generic FDD-LTE; Frequency: 1880 MHz;Duty Cycle: 1:1
Medium parameters used: f = 1880 MHz; σ = 1.412 S/m; ε_r = 40.966; ρ = 1000 kg/m^3 ;
Phantom section: Left Section

DASY5 Configuration:

- Probe: EX3DV4 - SN7522; ConvF(7.91, 7.91, 7.91) @1880 MHz;
- Sensor-Surface: 1.4mm (Mechanical Surface Detection)
- Electronics: DAE4 SN1562;Calibrated: 11/6/2018
- Phantom: SAM-Twin V8.0 P1aP2a; Type: QD 000 P41 AA; Serial: 1962
- Measurement SW: DASY52, Version 52.10 (2) ;

Area Scan (71x91x1): Interpolated grid: dx=1.500 mm, dy=1.500 mm
Maximum value of SAR (interpolated) = 0.407 W/kg

Zoom Scan (5x5x7)/Cube 0: Measurement grid: dx=8mm, dy=8mm, dz=5mm
Reference Value = 9.616 V/m; Power Drift = -0.00 dB
Peak SAR (extrapolated) = 0.644 W/kg
SAR(1 g) = 0.343 W/kg; SAR(10 g) = 0.181 W/kg
Maximum value of SAR (measured) = 0.372 W/kg

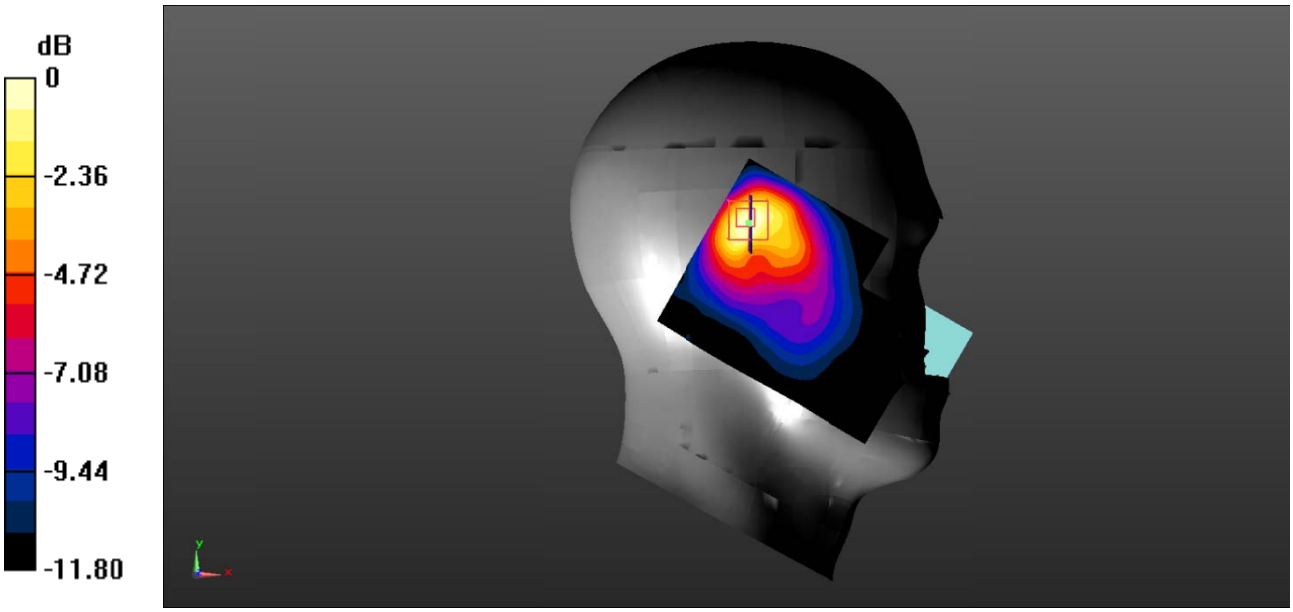

0 dB = 0.372 W/kg = -4.29 dBW/kg

Test Plot 44#: LTE Band 2_Head Left Tilt_1RB_Middle

DUT: Mobile phone; Type: CC6; Serial: 19081300202;

Communication System: Generic FDD-LTE; Frequency: 1880 MHz;Duty Cycle: 1:1
Medium parameters used: f = 1880 MHz; σ = 1.412 S/m; ε_r = 40.966; ρ = 1000 kg/m^3 ;
Phantom section: Left Section

DASY5 Configuration:

- Probe: EX3DV4 - SN7522; ConvF(7.91, 7.91, 7.91) @1880 MHz;
- Sensor-Surface: 1.4mm (Mechanical Surface Detection)
- Electronics: DAE4 SN1562;Calibrated: 11/6/2018
- Phantom: SAM-Twin V8.0 P1aP2a; Type: QD 000 P41 AA; Serial: 1962
- Measurement SW: DASY52, Version 52.10 (2) ;

Area Scan (71x91x1): Interpolated grid: dx=1.500 mm, dy=1.500 mm
Maximum value of SAR (interpolated) = 0.965 W/kg

Zoom Scan (5x5x7)/Cube 0: Measurement grid: dx=8mm, dy=8mm, dz=5mm
Reference Value = 16.94 V/m; Power Drift = -0.03 dB
Peak SAR (extrapolated) = 1.63 W/kg
SAR(1 g) = 0.776 W/kg; SAR(10 g) = 0.362 W/kg
Maximum value of SAR (measured) = 0.856 W/kg

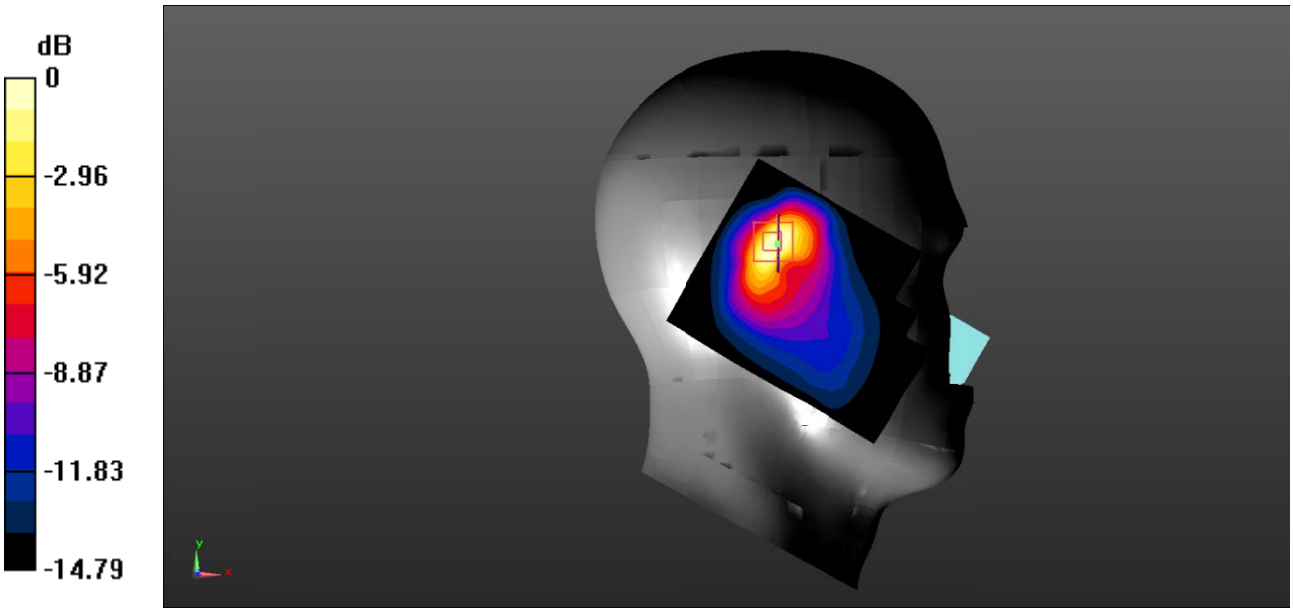

0 dB = 0.856 W/kg = -0.68 dBW/kg

Test Plot 45#: LTE Band 2_Head Left Tilt_50%RB_Middle

DUT: Mobile phone; Type: CC6; Serial: 19081300202;

Communication System: Generic FDD-LTE; Frequency: 1880 MHz;Duty Cycle: 1:1
Medium parameters used: f = 1880 MHz; σ = 1.412 S/m; ε_r = 40.966; ρ = 1000 kg/m^3 ;
Phantom section: Left Section

DASY5 Configuration:

- Probe: EX3DV4 - SN7522; ConvF(7.91, 7.91, 7.91) @1880 MHz;
- Sensor-Surface: 1.4mm (Mechanical Surface Detection)
- Electronics: DAE4 SN1562;Calibrated: 11/6/2018
- Phantom: SAM-Twin V8.0 P1aP2a; Type: QD 000 P41 AA; Serial: 1962
- Measurement SW: DASY52, Version 52.10 (2) ;

Area Scan (71x91x1): Interpolated grid: dx=1.500 mm, dy=1.500 mm
Maximum value of SAR (interpolated) = 0.784 W/kg

Zoom Scan (5x5x7)/Cube 0: Measurement grid: dx=8mm, dy=8mm, dz=5mm
Reference Value = 15.47 V/m; Power Drift = -0.10 dB
Peak SAR (extrapolated) = 1.34 W/kg
SAR(1 g) = 0.635 W/kg; SAR(10 g) = 0.296 W/kg
Maximum value of SAR (measured) = 0.697 W/kg

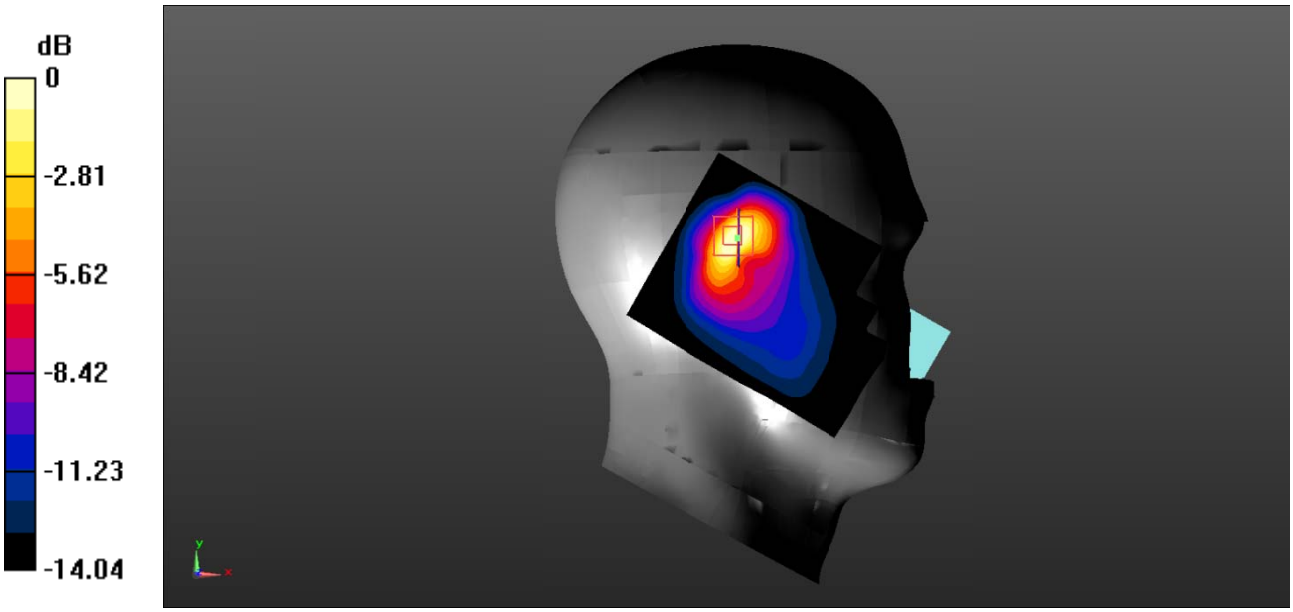

0 dB = 0.697 W/kg = -1.57 dBW/kg

Test Plot 46#: LTE Band 2_Head Right Cheek_1RB_Middle

DUT: Mobile phone; Type: CC6; Serial: 19081300202;

Communication System: Generic FDD-LTE; Frequency: 1880 MHz;Duty Cycle: 1:1
Medium parameters used: f = 1880 MHz; σ = 1.412 S/m; ε_r = 40.966; ρ = 1000 kg/m^3 ;
Phantom section: Right Section

DASY5 Configuration:

- Probe: EX3DV4 - SN7522; ConvF(7.91, 7.91, 7.91) @1880 MHz;
- Sensor-Surface: 1.4mm (Mechanical Surface Detection)
- Electronics: DAE4 SN1562;Calibrated: 11/6/2018
- Phantom: SAM-Twin V8.0 P1aP2a; Type: QD 000 P41 AA; Serial: 1962
- Measurement SW: DASY52, Version 52.10 (2) ;

Area Scan (71x91x1): Interpolated grid: dx=1.500 mm, dy=1.500 mm
Maximum value of SAR (interpolated) = 0.221 W/kg

Zoom Scan (5x5x7)/Cube 0: Measurement grid: dx=8mm, dy=8mm, dz=5mm
Reference Value = 12.12 V/m; Power Drift = -0.13 dB
Peak SAR (extrapolated) = 0.347 W/kg
SAR(1 g) = 0.199 W/kg; SAR(10 g) = 0.119 W/kg
Maximum value of SAR (measured) = 0.214 W/kg

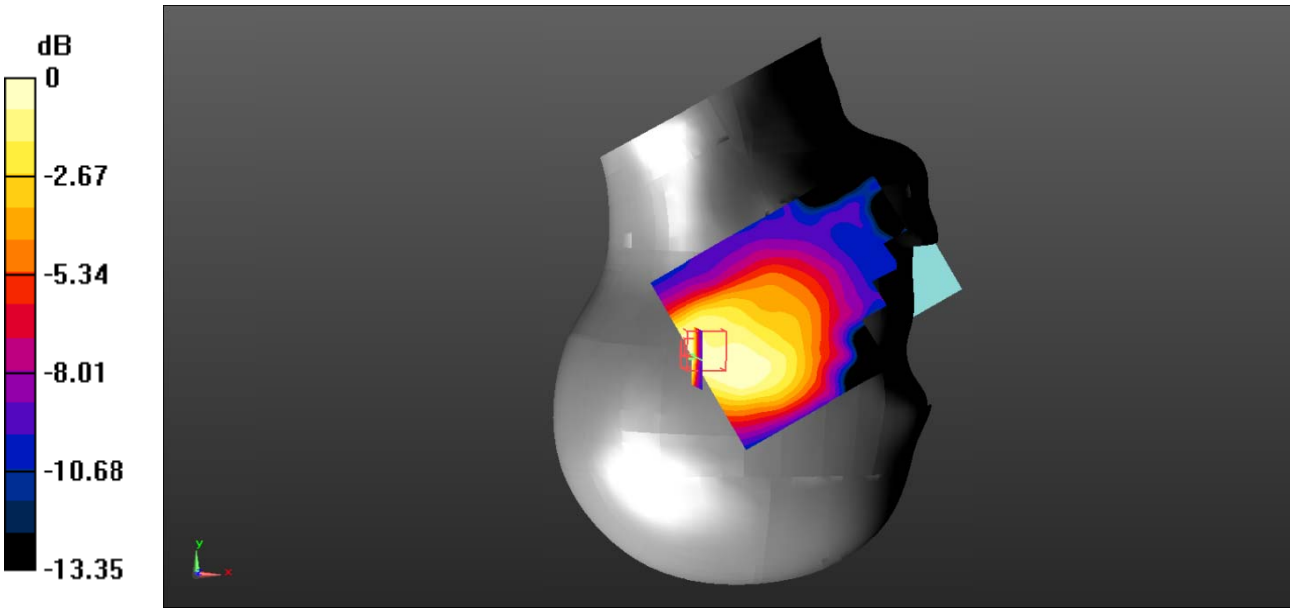

0 dB = 0.214 W/kg = -6.70 dBW/kg

Test Plot 47#: LTE Band 2_Head Right Cheek_50%RB_Middle

DUT: Mobile phone; Type: CC6; Serial: 19081300202;

Communication System: Generic FDD-LTE; Frequency: 1880 MHz;Duty Cycle: 1:1
Medium parameters used: f = 1880 MHz; σ = 1.412 S/m; ε_r = 40.966; ρ = 1000 kg/m^3 ;
Phantom section: Right Section

DASY5 Configuration:

- Probe: EX3DV4 - SN7522; ConvF(7.91, 7.91, 7.91) @1880 MHz;
- Sensor-Surface: 1.4mm (Mechanical Surface Detection)
- Electronics: DAE4 SN1562;Calibrated: 11/6/2018
- Phantom: SAM-Twin V8.0 P1aP2a; Type: QD 000 P41 AA; Serial: 1962
- Measurement SW: DASY52, Version 52.10 (2) ;

Area Scan (71x91x1): Interpolated grid: dx=1.500 mm, dy=1.500 mm
Maximum value of SAR (interpolated) = 0.172 W/kg

Zoom Scan (5x5x7)/Cube 0: Measurement grid: dx=8mm, dy=8mm, dz=5mm
Reference Value = 10.66 V/m; Power Drift = 0.03 dB
Peak SAR (extrapolated) = 0.246 W/kg
SAR(1 g) = 0.152 W/kg; SAR(10 g) = 0.096 W/kg
Maximum value of SAR (measured) = 0.164 W/kg

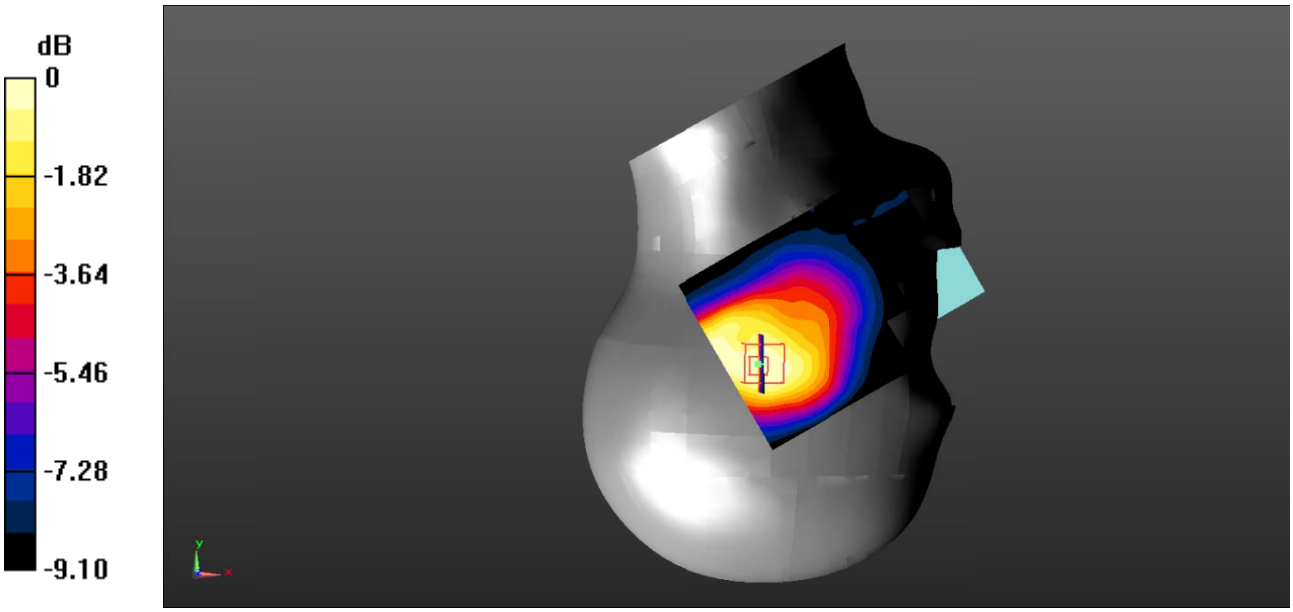

0 dB = 0.164 W/kg = -7.85 dBW/kg

Test Plot 48#: LTE Band 2_Head Right Tilt_1RB_Middle

DUT: Mobile phone; Type: CC6; Serial: 19081300202;

Communication System: Generic FDD-LTE; Frequency: 1880 MHz;Duty Cycle: 1:1
Medium parameters used: f = 1880 MHz; σ = 1.412 S/m; ε_r = 40.966; ρ = 1000 kg/m^3 ;
Phantom section: Right Section

DASY5 Configuration:

- Probe: EX3DV4 - SN7522; ConvF(7.91, 7.91, 7.91) @1880 MHz;
- Sensor-Surface: 1.4mm (Mechanical Surface Detection)
- Electronics: DAE4 SN1562;Calibrated: 11/6/2018
- Phantom: SAM-Twin V8.0 P1aP2a; Type: QD 000 P41 AA; Serial: 1962
- Measurement SW: DASY52, Version 52.10 (2) ;

Area Scan (71x91x1): Interpolated grid: dx=1.500 mm, dy=1.500 mm
Maximum value of SAR (interpolated) = 0.377 W/kg

Zoom Scan (5x5x7)/Cube 0: Measurement grid: dx=8mm, dy=8mm, dz=5mm
Reference Value = 15.17 V/m; Power Drift = 0.04 dB
Peak SAR (extrapolated) = 0.597 W/kg
SAR(1 g) = 0.329 W/kg; SAR(10 g) = 0.186 W/kg
Maximum value of SAR (measured) = 0.372 W/kg

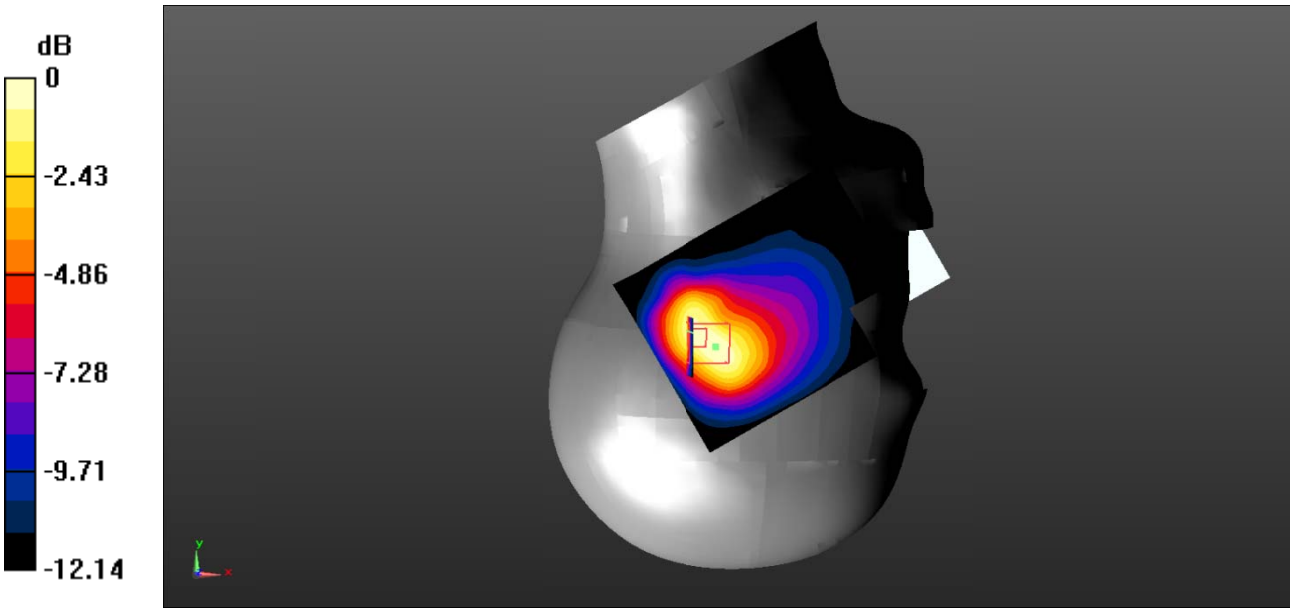

0 dB = 0.372 W/kg = -4.29 dBW/kg

Test Plot 49#: LTE Band 2_Head Right Tilt_50%RB_Middle

DUT: Mobile phone; Type: CC6; Serial: 19081300202;

Communication System: Generic FDD-LTE; Frequency: 1880 MHz;Duty Cycle: 1:1
Medium parameters used: f = 1880 MHz; σ = 1.412 S/m; ε_r = 40.966; ρ = 1000 kg/m^3 ;
Phantom section: Right Section

DASY5 Configuration:

- Probe: EX3DV4 - SN7522; ConvF(7.91, 7.91, 7.91) @1880 MHz;
- Sensor-Surface: 1.4mm (Mechanical Surface Detection)
- Electronics: DAE4 SN1562;Calibrated: 11/6/2018
- Phantom: SAM-Twin V8.0 P1aP2a; Type: QD 000 P41 AA; Serial: 1962
- Measurement SW: DASY52, Version 52.10 (2) ;

Area Scan (71x91x1): Interpolated grid: dx=1.500 mm, dy=1.500 mm
Maximum value of SAR (interpolated) = 0.312 W/kg

Zoom Scan (5x5x7)/Cube 0: Measurement grid: dx=8mm, dy=8mm, dz=5mm
Reference Value = 13.92 V/m; Power Drift = -0.10 dB
Peak SAR (extrapolated) = 0.426 W/kg
SAR(1 g) = 0.259 W/kg; SAR(10 g) = 0.147 W/kg
Maximum value of SAR (measured) = 0.299 W/kg

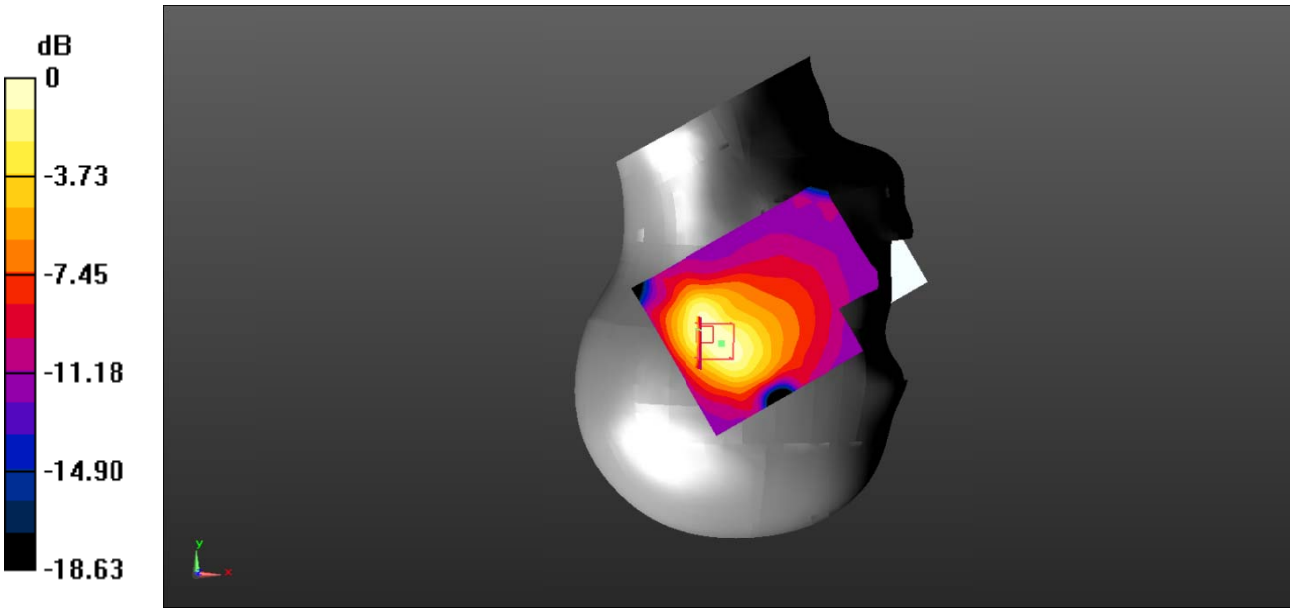

0 dB = 0.299 W/kg = -5.24 dBW/kg

Test Plot 50#: LTE Band 2_Body Back_1RB_Middle

DUT: Mobile phone; Type: CC6; Serial: 19081300202;

Communication System: Generic FDD-LTE; Frequency: 1880 MHz;Duty Cycle: 1:1
Medium parameters used: f = 1880 MHz; σ = 1.412 S/m; ε_r = 40.966; ρ = 1000 kg/m^3 ;
Phantom section: Flat Section

DASY5 Configuration:

- Probe: EX3DV4 - SN7522; ConvF(7.91, 7.91, 7.91) @1880 MHz;
- Sensor-Surface: 1.4mm (Mechanical Surface Detection)
- Electronics: DAE4 SN1562;Calibrated: 11/6/2018
- Phantom: SAM-Twin V8.0 P1aP2a; Type: QD 000 P41 AA; Serial: 1962
- Measurement SW: DASY52, Version 52.10 (2) ;

Area Scan (71x91x1): Interpolated grid: dx=1.500 mm, dy=1.500 mm
Maximum value of SAR (interpolated) = 0.273 W/kg

Zoom Scan (5x5x7)/Cube 0: Measurement grid: dx=8mm, dy=8mm, dz=5mm
Reference Value = 7.491 V/m; Power Drift = 0.15 dB
Peak SAR (extrapolated) = 0.419 W/kg
SAR(1 g) = 0.242 W/kg; SAR(10 g) = 0.140 W/kg
Maximum value of SAR (measured) = 0.263 W/kg

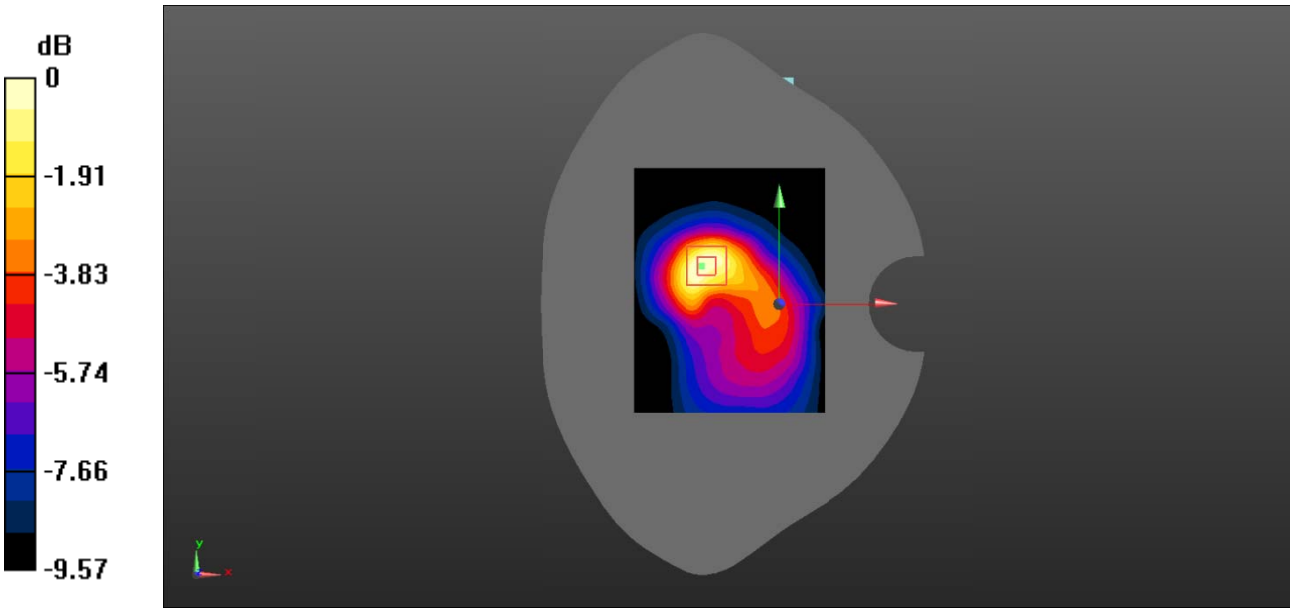

0 dB = 0.263 W/kg = -5.80 dBW/kg

Test Plot 51#: LTE Band 2_Body Back_50%RB_Middle

DUT: Mobile phone; Type: CC6; Serial: 19081300202;

Communication System: Generic FDD-LTE; Frequency: 1880 MHz;Duty Cycle: 1:1
Medium parameters used: f = 1880 MHz; σ = 1.412 S/m; ε_r = 40.966; ρ = 1000 kg/m^3 ;
Phantom section: Flat Section

DASY5 Configuration:

- Probe: EX3DV4 - SN7522; ConvF(7.91, 7.91, 7.91) @1880 MHz;
- Sensor-Surface: 1.4mm (Mechanical Surface Detection)
- Electronics: DAE4 SN1562;Calibrated: 11/6/2018
- Phantom: SAM-Twin V8.0 P1aP2a; Type: QD 000 P41 AA; Serial: 1962
- Measurement SW: DASY52, Version 52.10 (2) ;

Area Scan (71x91x1): Interpolated grid: dx=1.500 mm, dy=1.500 mm
Maximum value of SAR (interpolated) = 0.225 W/kg

Zoom Scan (5x5x7)/Cube 0: Measurement grid: dx=8mm, dy=8mm, dz=5mm
Reference Value = 7.567 V/m; Power Drift = -0.19 dB
Peak SAR (extrapolated) = 0.359 W/kg
SAR(1 g) = 0.207 W/kg; SAR(10 g) = 0.121 W/kg
Maximum value of SAR (measured) = 0.226 W/kg

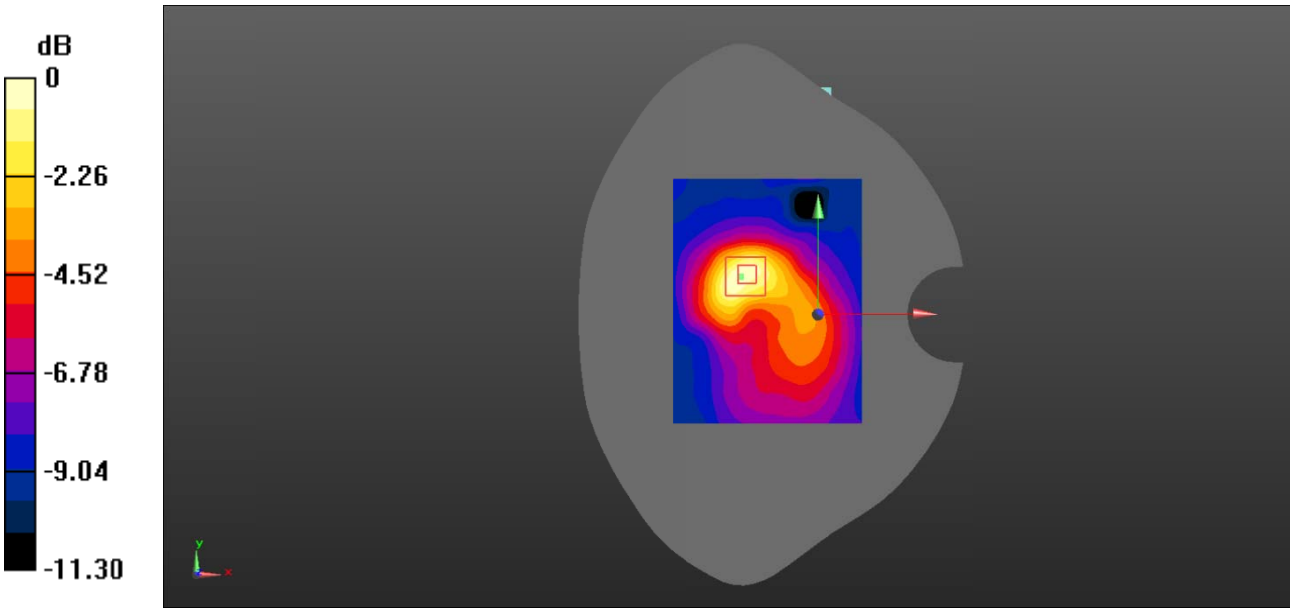

0 dB = 0.226 W/kg = -6.46 dBW/kg

Test Plot 52#: LTE Band 2_Body Right_1RB_Middle

DUT: Mobile phone; Type: CC6; Serial: 19081300202;

Communication System: Generic FDD-LTE; Frequency: 1880 MHz;Duty Cycle: 1:1
Medium parameters used: f = 1880 MHz; σ = 1.412 S/m; ε_r = 40.966; ρ = 1000 kg/m^3 ;
Phantom section: Flat Section

DASY5 Configuration:

- Probe: EX3DV4 - SN7522; ConvF(7.91, 7.91, 7.91) @1880 MHz;
- Sensor-Surface: 1.4mm (Mechanical Surface Detection)
- Electronics: DAE4 SN1562;Calibrated: 11/6/2018
- Phantom: SAM-Twin V8.0 P1aP2a; Type: QD 000 P41 AA; Serial: 1962
- Measurement SW: DASY52, Version 52.10 (2) ;

Area Scan (71x91x1): Interpolated grid: dx=1.500 mm, dy=1.500 mm
Maximum value of SAR (interpolated) = 0.0493 W/kg

Zoom Scan (5x5x7)/Cube 0: Measurement grid: dx=8mm, dy=8mm, dz=5mm
Reference Value = 5.743 V/m; Power Drift = -0.16 dB
Peak SAR (extrapolated) = 0.0690 W/kg
SAR(1 g) = 0.046 W/kg; SAR(10 g) = 0.035 W/kg
Maximum value of SAR (measured) = 0.0518 W/kg

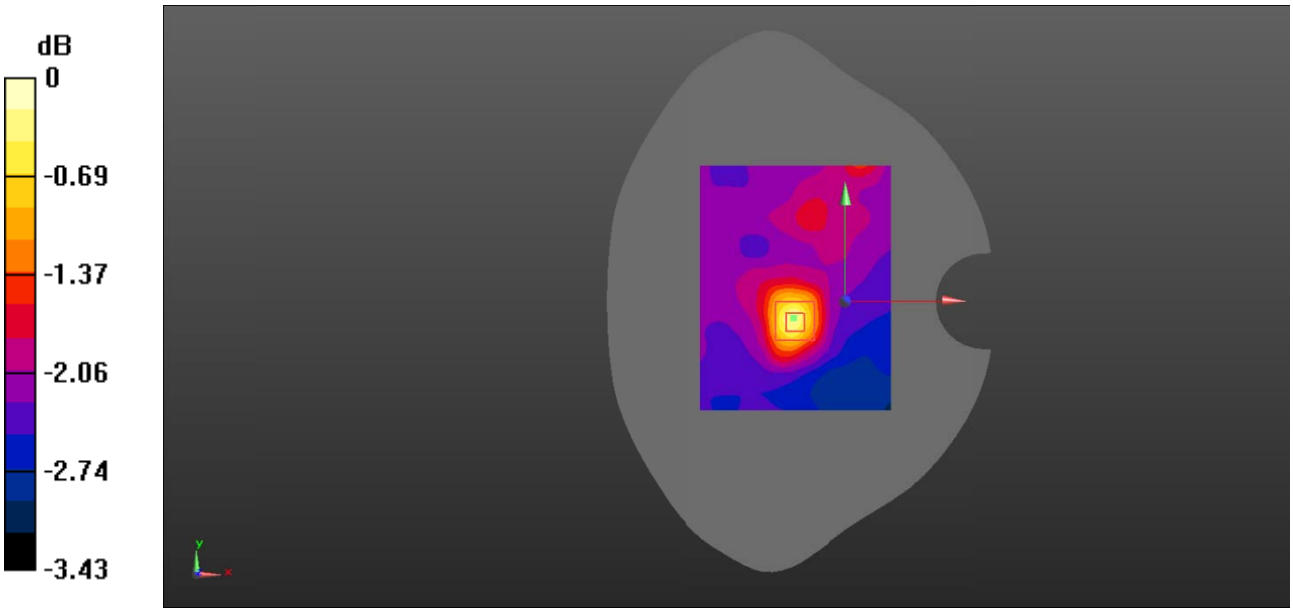

0 dB = 0.0518 W/kg = -12.86 dBW/kg

Test Plot 53#: LTE Band 2_Body Right_50%RB_Middle

DUT: Mobile phone; Type: CC6; Serial: 19081300202;

Communication System: Generic FDD-LTE; Frequency: 1880 MHz;Duty Cycle: 1:1
Medium parameters used: f = 1880 MHz; σ = 1.412 S/m; ε_r = 40.966; ρ = 1000 kg/m^3 ;
Phantom section: Flat Section

DASY5 Configuration:

- Probe: EX3DV4 - SN7522; ConvF(7.91, 7.91, 7.91) @1880 MHz;
- Sensor-Surface: 1.4mm (Mechanical Surface Detection)
- Electronics: DAE4 SN1562;Calibrated: 11/6/2018
- Phantom: SAM-Twin V8.0 P1aP2a; Type: QD 000 P41 AA; Serial: 1962
- Measurement SW: DASY52, Version 52.10 (2) ;

Area Scan (71x91x1): Interpolated grid: dx=1.500 mm, dy=1.500 mm
Maximum value of SAR (interpolated) = 0.0773 W/kg

Zoom Scan (5x5x7)/Cube 0: Measurement grid: dx=8mm, dy=8mm, dz=5mm
Reference Value = 6.491 V/m; Power Drift = 0.08 dB
Peak SAR (extrapolated) = 0.324 W/kg
SAR(1 g) = 0.088 W/kg; SAR(10 g) = 0.030 W/kg
Maximum value of SAR (measured) = 0.0862 W/kg

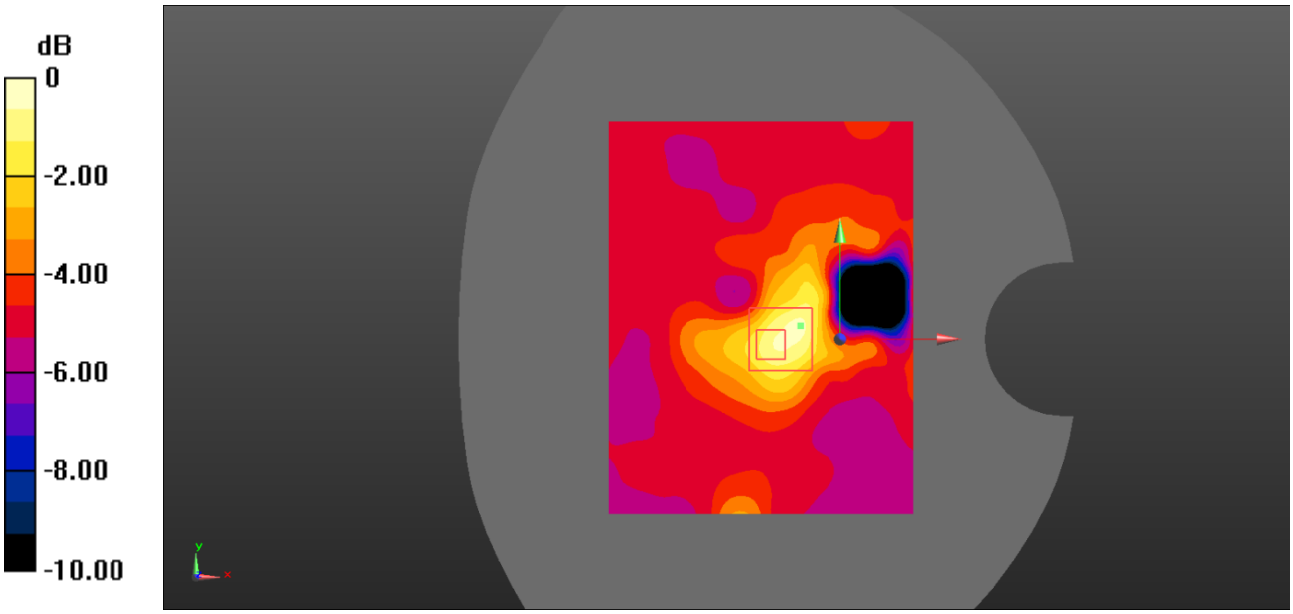

0 dB = 0.0862 W/kg = -10.64 dBW/kg

Test Plot 54#: LTE Band 2_Body Top_1RB_Middle

DUT: Mobile phone; Type: CC6; Serial: 19081300202;

Communication System: Generic FDD-LTE; Frequency: 1880 MHz;Duty Cycle: 1:1
Medium parameters used: f = 1880 MHz; σ = 1.412 S/m; ε_r = 40.966; ρ = 1000 kg/m^3 ;
Phantom section: Flat Section

DASY5 Configuration:

- Probe: EX3DV4 - SN7522; ConvF(7.91, 7.91, 7.91) @1880 MHz;
- Sensor-Surface: 1.4mm (Mechanical Surface Detection)
- Electronics: DAE4 SN1562;Calibrated: 11/6/2018
- Phantom: SAM-Twin V8.0 P1aP2a; Type: QD 000 P41 AA; Serial: 1962
- Measurement SW: DASY52, Version 52.10 (2) ;

Area Scan (71x91x1): Interpolated grid: dx=1.500 mm, dy=1.500 mm
Maximum value of SAR (interpolated) = 0.270 W/kg

Zoom Scan (5x5x7)/Cube 0: Measurement grid: dx=8mm, dy=8mm, dz=5mm
Reference Value = 9.647 V/m; Power Drift = -0.02 dB
Peak SAR (extrapolated) = 0.434 W/kg
SAR(1 g) = 0.245 W/kg; SAR(10 g) = 0.131 W/kg
Maximum value of SAR (measured) = 0.270 W/kg

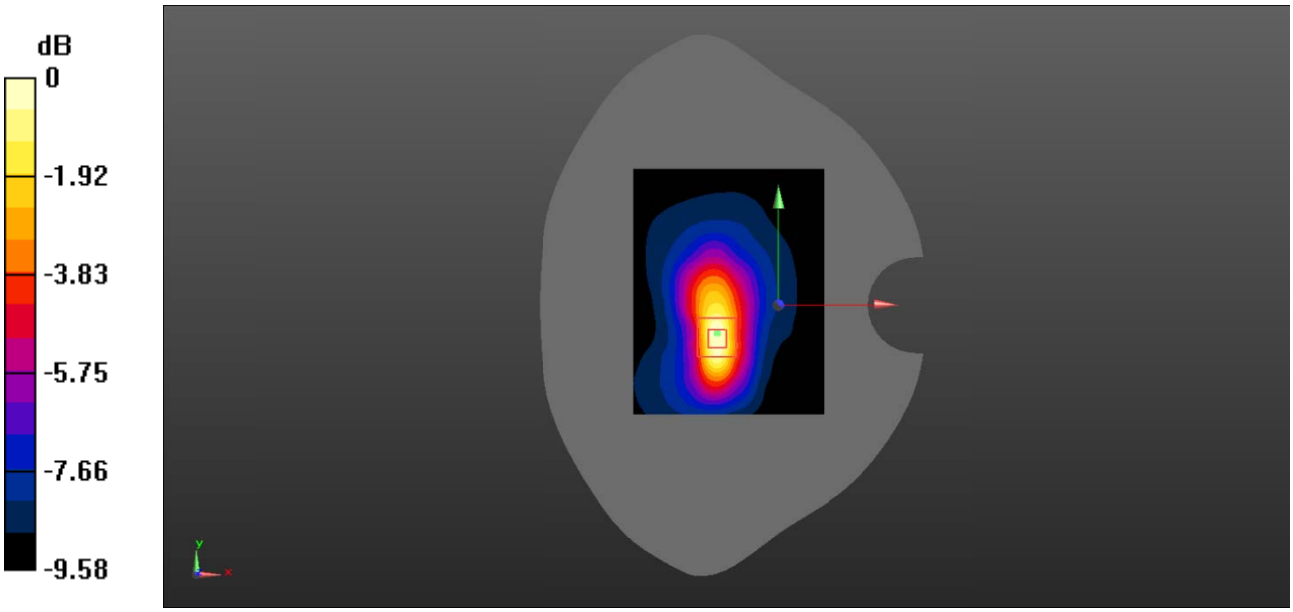

0 dB = 0.270 W/kg = -5.69 dBW/kg

Test Plot 55#: LTE Band 2_Body Top_50%RB_Middle

DUT: Mobile phone; Type: CC6; Serial: 19081300202;

Communication System: Generic FDD-LTE; Frequency: 1880 MHz;Duty Cycle: 1:1
Medium parameters used: f = 1880 MHz; σ = 1.412 S/m; ε_r = 40.966; ρ = 1000 kg/m^3 ;
Phantom section: Flat Section

DASY5 Configuration:

- Probe: EX3DV4 - SN7522; ConvF(7.91, 7.91, 7.91) @1880 MHz;
- Sensor-Surface: 1.4mm (Mechanical Surface Detection)
- Electronics: DAE4 SN1562;Calibrated: 11/6/2018
- Phantom: SAM-Twin V8.0 P1aP2a; Type: QD 000 P41 AA; Serial: 1962
- Measurement SW: DASY52, Version 52.10 (2) ;

Area Scan (71x91x1): Interpolated grid: dx=1.500 mm, dy=1.500 mm
Maximum value of SAR (interpolated) = 0.234 W/kg

Zoom Scan (5x5x7)/Cube 0: Measurement grid: dx=8mm, dy=8mm, dz=5mm
Reference Value = 8.970 V/m; Power Drift = 0.06 dB
Peak SAR (extrapolated) = 0.376 W/kg
SAR(1 g) = 0.212 W/kg; SAR(10 g) = 0.114 W/kg
Maximum value of SAR (measured) = 0.232 W/kg

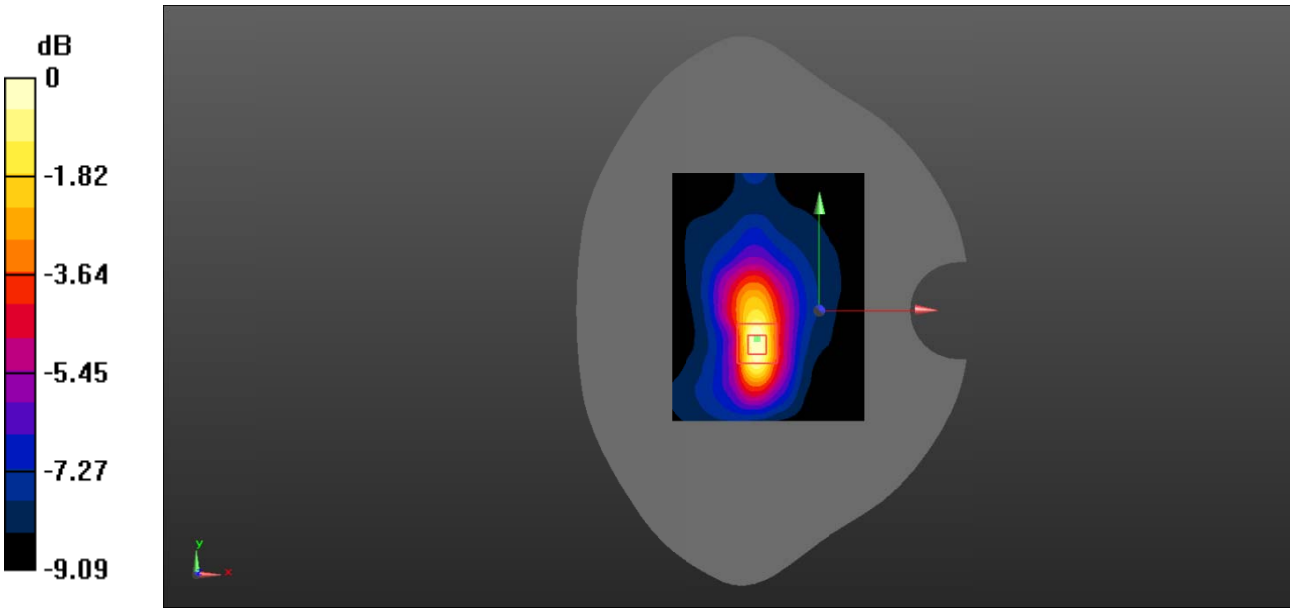

0 dB = 0.232 W/kg = -6.35 dBW/kg

Test Plot 56#: LTE Band 4_Head Left Cheek_1RB_Low

DUT: Mobile phone; Type: CC6; Serial: 19081300202;

Communication System: Generic FDD-LTE; Frequency: 1720 MHz;Duty Cycle: 1:1
Medium parameters used: f = 1720 MHz; σ = 1.364 S/m; ε_r = 40.934; ρ = 1000 kg/m^3 ;
Phantom section: Left Section

DASY5 Configuration:

- Probe: EX3DV4 - SN7522; ConvF(8.2, 8.2, 8.2) @1720 MHz;
- Sensor-Surface: 1.4mm (Mechanical Surface Detection)
- Electronics: DAE4 SN1562;Calibrated: 11/6/2018
- Phantom: SAM-Twin V8.0 P1aP2a; Type: QD 000 P41 AA; Serial: 1962
- Measurement SW: DASY52, Version 52.10 (2) ;

Area Scan (71x91x1): Interpolated grid: dx=1.500 mm, dy=1.500 mm
Maximum value of SAR (interpolated) = 1.05 W/kg

Zoom Scan (5x5x7)/Cube 0: Measurement grid: dx=8mm, dy=8mm, dz=5mm
Reference Value = 16.42 V/m; Power Drift = -0.19 dB
Peak SAR (extrapolated) = 1.85 W/kg
SAR(1 g) = 0.984 W/kg; SAR(10 g) = 0.498 W/kg
Maximum value of SAR (measured) = 1.10 W/kg

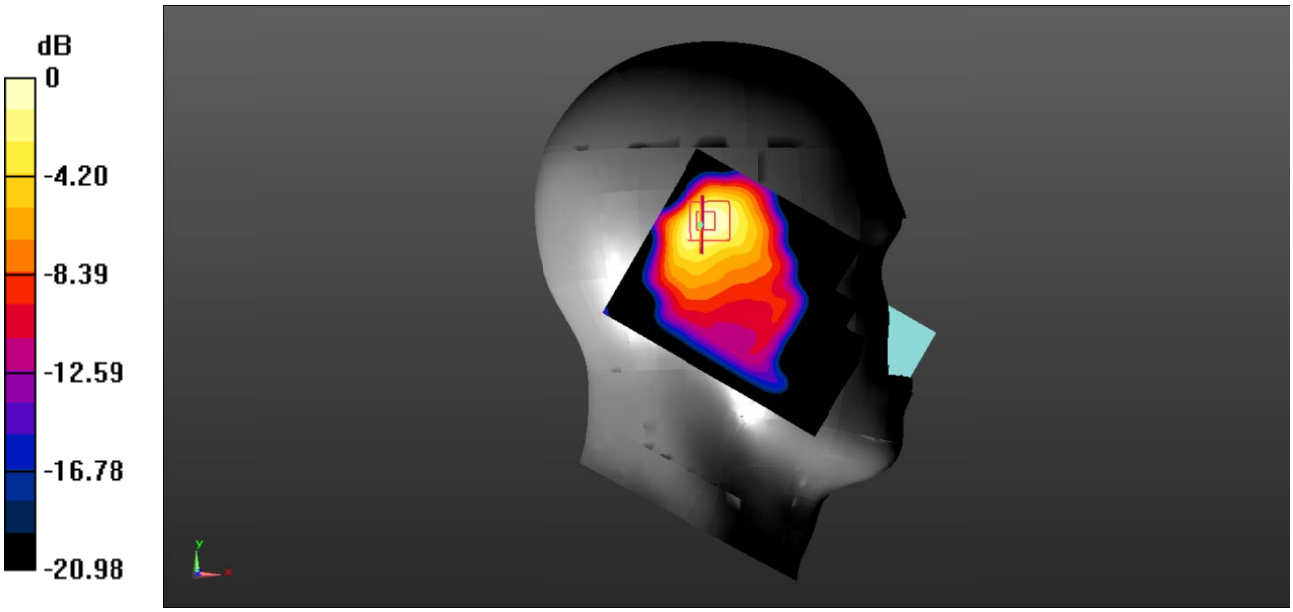

0 dB = 1.10 W/kg = 0.41 dBW/kg

Test Plot 57#: LTE Band 4_Head Left Cheek_1RB_Middle

DUT: Mobile phone; Type: CC6; Serial: 19081300202;

Communication System: Generic FDD-LTE; Frequency: 1732.5 MHz;Duty Cycle: 1:1
Medium parameters used: f = 1732.5 MHz; σ = 1.366 S/m; ε_r = 41.405; ρ = 1000 kg/m^3 ;
Phantom section: Left Section

DASY5 Configuration:

- Probe: EX3DV4 - SN7522; ConvF(8.2, 8.2, 8.2) @1732.5 MHz;
- Sensor-Surface: 1.4mm (Mechanical Surface Detection)
- Electronics: DAE4 SN1562;Calibrated: 11/6/2018
- Phantom: SAM-Twin V8.0 P1aP2a; Type: QD 000 P41 AA; Serial: 1962
- Measurement SW: DASY52, Version 52.10 (2) ;

Area Scan (71x91x1): Interpolated grid: dx=1.500 mm, dy=1.500 mm
Maximum value of SAR (interpolated) = 0.915 W/kg

Zoom Scan (5x5x7)/Cube 0: Measurement grid: dx=8mm, dy=8mm, dz=5mm
Reference Value = 15.14 V/m; Power Drift = -0.15 dB
Peak SAR (extrapolated) = 1.82 W/kg
SAR(1 g) = 0.939 W/kg; SAR(10 g) = 0.468 W/kg
Maximum value of SAR (measured) = 1.06 W/kg

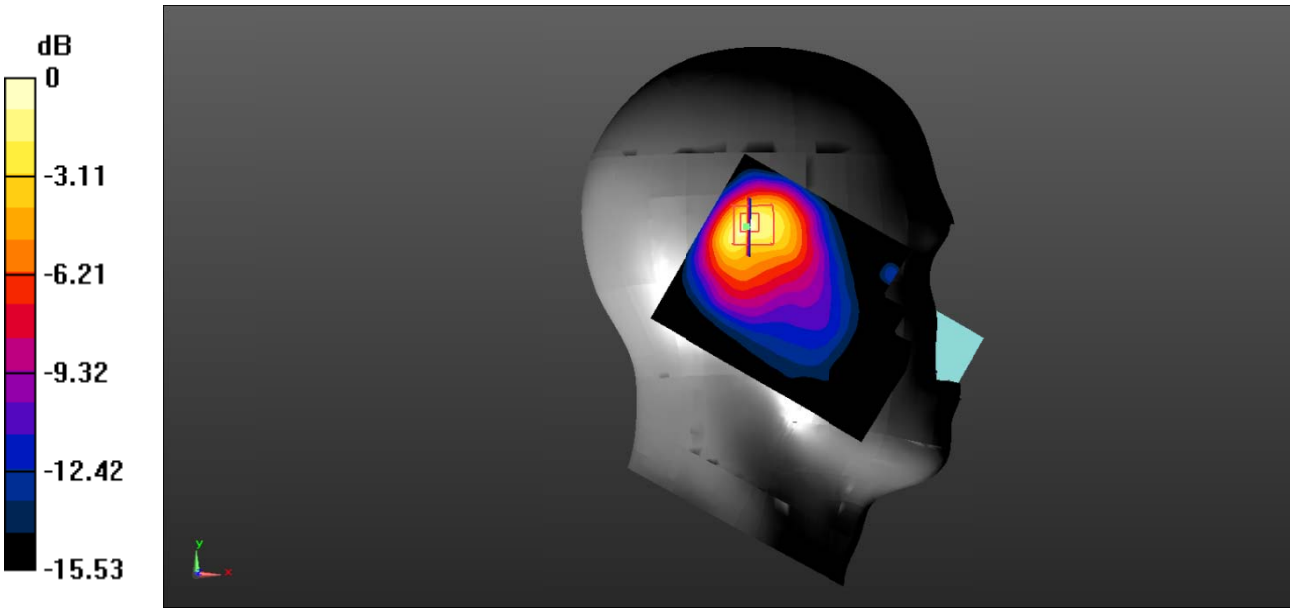

0 dB = 1.06 W/kg = 0.25 dBW/kg

Test Plot 58#: LTE Band 4_Head Left Cheek_1RB_High

DUT: Mobile phone; Type: CC6; Serial: 19081300202;

Communication System: Generic FDD-LTE; Frequency: 1745 MHz;Duty Cycle: 1:1
Medium parameters used: f = 1745 MHz; σ = 1.378 S/m; ε_r = 41.414; ρ = 1000 kg/m^3 ;
Phantom section: Left Section

DASY5 Configuration:

- Probe: EX3DV4 - SN7522; ConvF(8.2, 8.2, 8.2) @1745 MHz;
- Sensor-Surface: 1.4mm (Mechanical Surface Detection)
- Electronics: DAE4 SN1562;Calibrated: 11/6/2018
- Phantom: SAM-Twin V8.0 P1aP2a; Type: QD 000 P41 AA; Serial: 1962
- Measurement SW: DASY52, Version 52.10 (2) ;

Area Scan (71x91x1): Interpolated grid: dx=1.500 mm, dy=1.500 mm
Maximum value of SAR (interpolated) = 1.14 W/kg

Zoom Scan (5x5x7)/Cube 0: Measurement grid: dx=8mm, dy=8mm, dz=5mm
Reference Value = 15.01 V/m; Power Drift = 0.10 dB
Peak SAR (extrapolated) = 1.75 W/kg
SAR(1 g) = 0.919 W/kg; SAR(10 g) = 0.470 W/kg
Maximum value of SAR (measured) = 1.02 W/kg



0 dB = 1.02 W/kg = 0.09 dBW/kg

Test Plot 59#: LTE Band 4_Head Left Cheek_50%RB_Middle

DUT: Mobile phone; Type: CC6; Serial: 19081300202;

Communication System: Generic FDD-LTE; Frequency: 1732.5 MHz;Duty Cycle: 1:1
Medium parameters used: f = 1732.5 MHz; σ = 1.366 S/m; ε_r = 41.405; ρ = 1000 kg/m^3 ;
Phantom section: Left Section

DASY5 Configuration:

- Probe: EX3DV4 - SN7522; ConvF(8.2, 8.2, 8.2) @1732.5 MHz;
- Sensor-Surface: 1.4mm (Mechanical Surface Detection)
- Electronics: DAE4 SN1562;Calibrated: 11/6/2018
- Phantom: SAM-Twin V8.0 P1aP2a; Type: QD 000 P41 AA; Serial: 1962
- Measurement SW: DASY52, Version 52.10 (2) ;

Area Scan (71x91x1): Interpolated grid: dx=1.500 mm, dy=1.500 mm
Maximum value of SAR (interpolated) = 0.810 W/kg

Zoom Scan (5x5x7)/Cube 0: Measurement grid: dx=8mm, dy=8mm, dz=5mm
Reference Value = 12.42 V/m; Power Drift = 0.14 dB
Peak SAR (extrapolated) = 1.24 W/kg
SAR(1 g) = 0.687 W/kg; SAR(10 g) = 0.355 W/kg
Maximum value of SAR (measured) = 0.819 W/kg

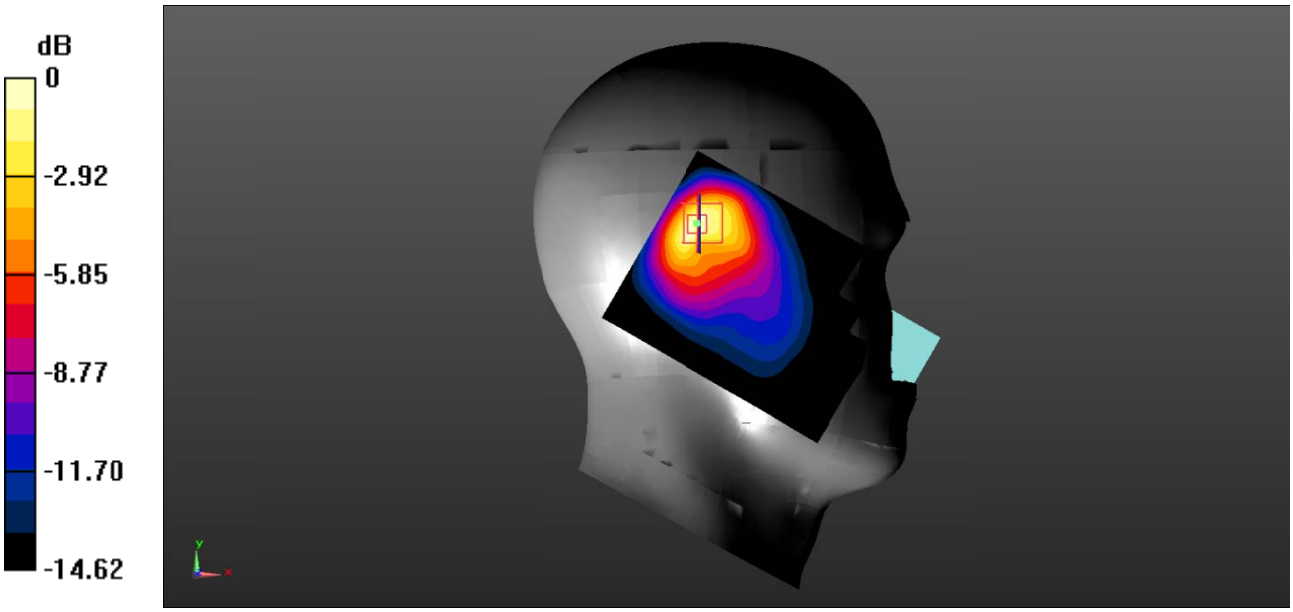

0 dB = 0.819 W/kg = -0.87 dBW/kg

Test Plot 60#: LTE Band 4_Head Left Tilt_1RB_Low

DUT: Mobile phone; Type: CC6; Serial: 19081300202;

Communication System: Generic FDD-LTE; Frequency: 1720 MHz;Duty Cycle: 1:1
Medium parameters used: f = 1720 MHz; σ = 1.364 S/m; ε_r = 40.934; ρ = 1000 kg/m^3 ;
Phantom section: Left Section

DASY5 Configuration:

- Probe: EX3DV4 - SN7522; ConvF(8.2, 8.2, 8.2) @1720 MHz;
- Sensor-Surface: 1.4mm (Mechanical Surface Detection)
- Electronics: DAE4 SN1562;Calibrated: 11/6/2018
- Phantom: SAM-Twin V8.0 P1aP2a; Type: QD 000 P41 AA; Serial: 1962
- Measurement SW: DASY52, Version 52.10 (2) ;

Area Scan (71x91x1): Interpolated grid: dx=1.500 mm, dy=1.500 mm
Maximum value of SAR (interpolated) = 1.23 W/kg

Zoom Scan (5x5x7)/Cube 0: Measurement grid: dx=8mm, dy=8mm, dz=5mm
Reference Value = 14.84 V/m; Power Drift = 0.02 dB
Peak SAR (extrapolated) = 2.25 W/kg
SAR(1 g) = 1.17 W/kg; SAR(10 g) = 0.566 W/kg
Maximum value of SAR (measured) = 1.31 W/kg



0 dB = 1.31 W/kg = 1.17 dBW/kg

Test Plot 61#: LTE Band 4_Head Left Tilt_1RB_Middle

DUT: Mobile phone; Type: CC6; Serial: 19081300202;

Communication System: Generic FDD-LTE; Frequency: 1732.5 MHz;Duty Cycle: 1:1
Medium parameters used: f = 1732.5 MHz; σ = 1.366 S/m; ε_r = 41.405; ρ = 1000 kg/m^3 ;
Phantom section: Left Section

DASY5 Configuration:

- Probe: EX3DV4 - SN7522; ConvF(8.2, 8.2, 8.2) @1732.5 MHz;
- Sensor-Surface: 1.4mm (Mechanical Surface Detection)
- Electronics: DAE4 SN1562;Calibrated: 11/6/2018
- Phantom: SAM-Twin V8.0 P1aP2a; Type: QD 000 P41 AA; Serial: 1962
- Measurement SW: DASY52, Version 52.10 (2) ;

Area Scan (71x91x1): Interpolated grid: dx=1.500 mm, dy=1.500 mm
Maximum value of SAR (interpolated) = 1.29 W/kg

Zoom Scan (5x5x7)/Cube 0: Measurement grid: dx=8mm, dy=8mm, dz=5mm
Reference Value = 17.01 V/m; Power Drift = 0.02 dB
Peak SAR (extrapolated) = 2.37 W/kg
SAR(1 g) = 1.2 W/kg; SAR(10 g) = 0.571 W/kg
Maximum value of SAR (measured) = 1.39 W/kg

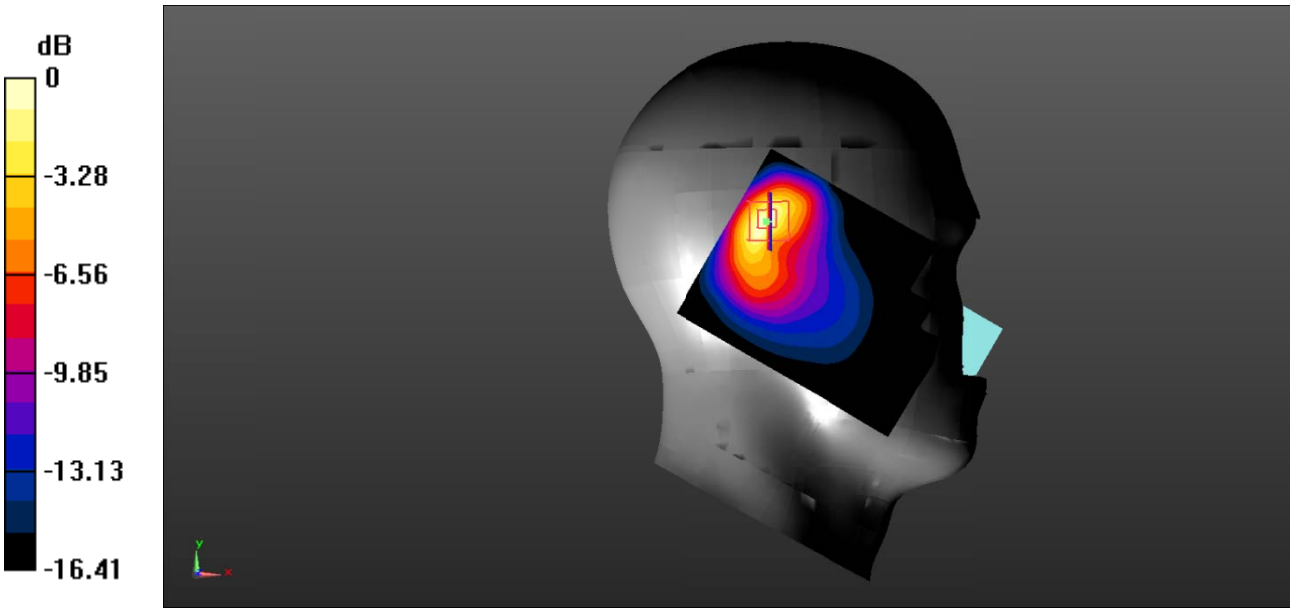

0 dB = 1.39 W/kg = 1.43 dBW/kg

Test Plot 62#: LTE Band 4_Head Left Tilt_1RB_High

DUT: Mobile phone; Type: CC6; Serial: 19081300202;

Communication System: Generic FDD-LTE; Frequency: 1745 MHz;Duty Cycle: 1:1
Medium parameters used: f = 1745 MHz; σ = 1.378 S/m; ε_r = 41.414; ρ = 1000 kg/m^3 ;
Phantom section: Left Section

DASY5 Configuration:

- Probe: EX3DV4 - SN7522; ConvF(8.2, 8.2, 8.2) @1745 MHz;
- Sensor-Surface: 1.4mm (Mechanical Surface Detection)
- Electronics: DAE4 SN1562;Calibrated: 11/6/2018
- Phantom: SAM-Twin V8.0 P1aP2a; Type: QD 000 P41 AA; Serial: 1962
- Measurement SW: DASY52, Version 52.10 (2) ;

Area Scan (71x91x1): Interpolated grid: dx=1.500 mm, dy=1.500 mm
Maximum value of SAR (interpolated) = 1.14 W/kg

Zoom Scan (5x5x7)/Cube 0: Measurement grid: dx=8mm, dy=8mm, dz=5mm
Reference Value = 13.02 V/m; Power Drift = 0.00 dB
Peak SAR (extrapolated) = 2.13 W/kg
SAR(1 g) = 1.1 W/kg; SAR(10 g) = 0.535 W/kg
Maximum value of SAR (measured) = 1.19 W/kg

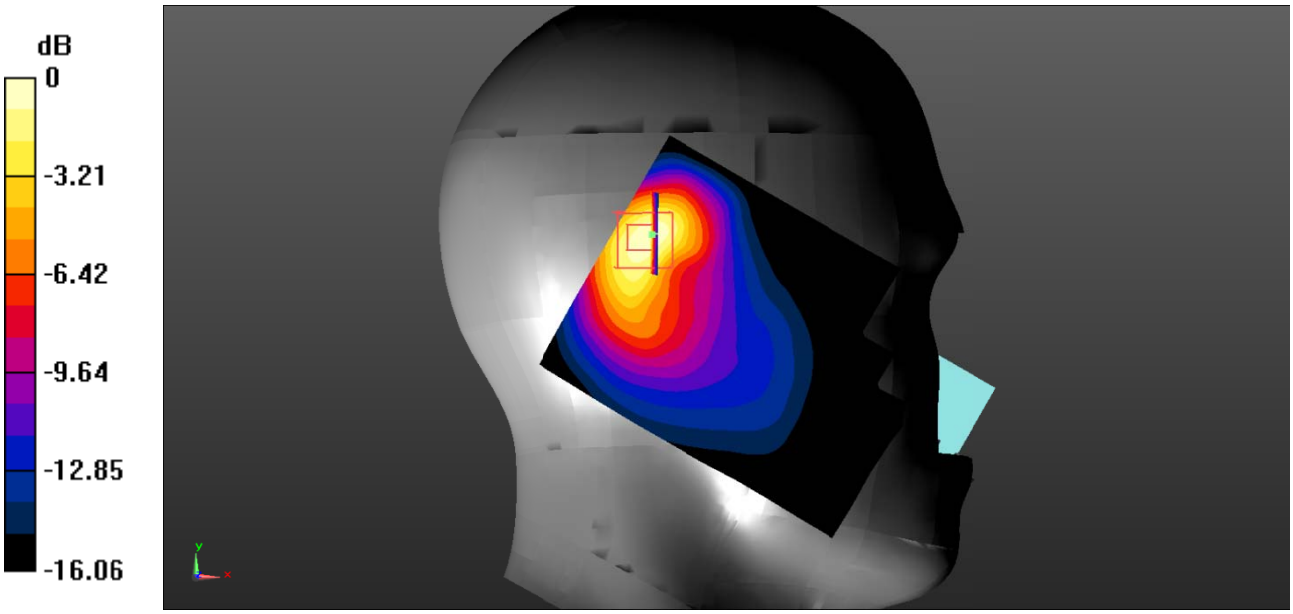

0 dB = 1.19 W/kg = 0.76 dBW/kg

Test Plot 63#: LTE Band 4_Head Left Tilt_50%RB_Middle

DUT: Mobile phone; Type: CC6; Serial: 19081300202;

Communication System: Generic FDD-LTE; Frequency: 1732.5 MHz;Duty Cycle: 1:1
Medium parameters used: f = 1732.5 MHz; σ = 1.366 S/m; ε_r = 41.405; ρ = 1000 kg/m^3 ;
Phantom section: Left Section

DASY5 Configuration:

- Probe: EX3DV4 - SN7522; ConvF(8.2, 8.2, 8.2) @1732.5 MHz;
- Sensor-Surface: 1.4mm (Mechanical Surface Detection)
- Electronics: DAE4 SN1562;Calibrated: 11/6/2018
- Phantom: SAM-Twin V8.0 P1aP2a; Type: QD 000 P41 AA; Serial: 1962
- Measurement SW: DASY52, Version 52.10 (2) ;

Area Scan (71x91x1): Interpolated grid: dx=1.500 mm, dy=1.500 mm
Maximum value of SAR (interpolated) = 1.16 W/kg

Zoom Scan (5x5x7)/Cube 0: Measurement grid: dx=8mm, dy=8mm, dz=5mm
Reference Value = 15.81 V/m; Power Drift = 0.05 dB
Peak SAR (extrapolated) = 2.18 W/kg
SAR(1 g) = 1.07 W/kg; SAR(10 g) = 0.510 W/kg
Maximum value of SAR (measured) = 1.24 W/kg

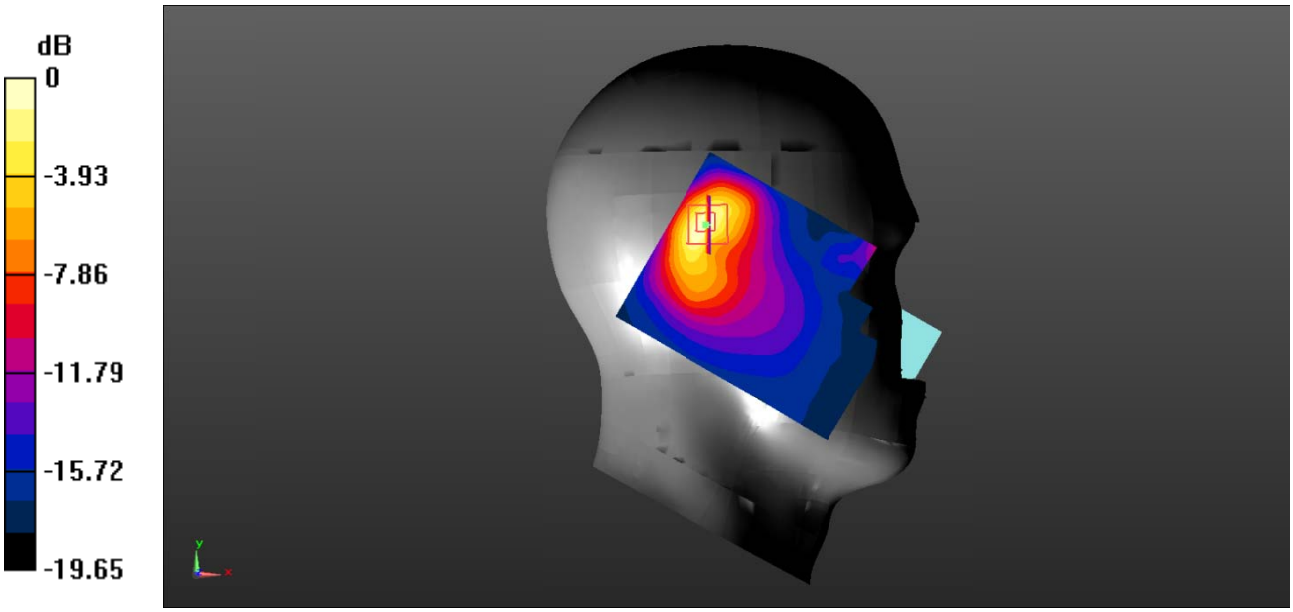

0 dB = 1.24 W/kg = 0.93 dBW/kg

Test Plot 64#: LTE Band 4_Head Right Cheek_1RB_Middle

DUT: Mobile phone; Type: CC6; Serial: 19081300202;

Communication System: Generic FDD-LTE; Frequency: 1732.5 MHz;Duty Cycle: 1:1
Medium parameters used: f = 1732.5 MHz; σ = 1.366 S/m; ε_r = 41.405; ρ = 1000 kg/m^3 ;
Phantom section: Right Section

DASY5 Configuration:

- Probe: EX3DV4 - SN7522; ConvF(8.2, 8.2, 8.2) @1732.5 MHz;
- Sensor-Surface: 1.4mm (Mechanical Surface Detection)
- Electronics: DAE4 SN1562;Calibrated: 11/6/2018
- Phantom: SAM-Twin V8.0 P1aP2a; Type: QD 000 P41 AA; Serial: 1962
- Measurement SW: DASY52, Version 52.10 (2) ;

Area Scan (71x91x1): Interpolated grid: dx=1.500 mm, dy=1.500 mm
Maximum value of SAR (interpolated) = 0.526 W/kg

Zoom Scan (5x5x7)/Cube 0: Measurement grid: dx=8mm, dy=8mm, dz=5mm
Reference Value = 19.24 V/m; Power Drift = 0.10 dB
Peak SAR (extrapolated) = 1.17 W/kg
SAR(1 g) = 0.567 W/kg; SAR(10 g) = 0.264 W/kg
Maximum value of SAR (measured) = 0.482 W/kg

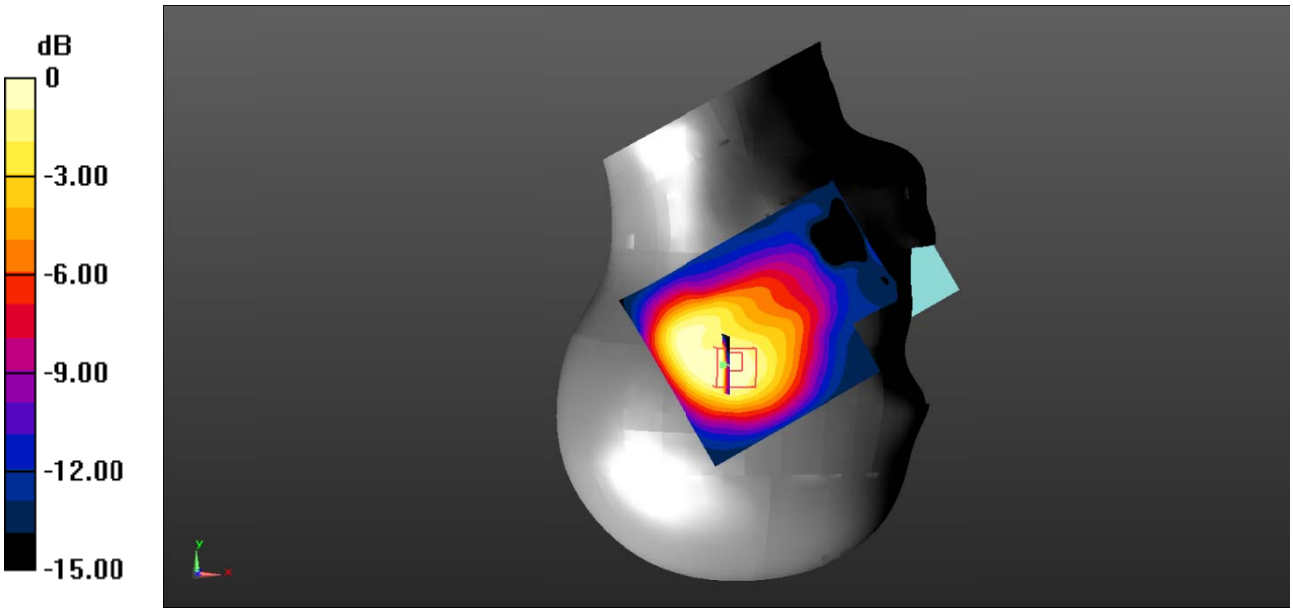

0 dB = 0.482 W/kg = -3.17 dBW/kg

Test Plot 65#: LTE Band 4_Head Right Cheek_50%RB_Middle

DUT: Mobile phone; Type: CC6; Serial: 19081300202;

Communication System: Generic FDD-LTE; Frequency: 1732.5 MHz;Duty Cycle: 1:1
Medium parameters used: f = 1732.5 MHz; σ = 1.366 S/m; ε_r = 41.405; ρ = 1000 kg/m^3 ;
Phantom section: Right Section

DASY5 Configuration:

- Probe: EX3DV4 - SN7522; ConvF(8.2, 8.2, 8.2) @1732.5 MHz;
- Sensor-Surface: 1.4mm (Mechanical Surface Detection)
- Electronics: DAE4 SN1562;Calibrated: 11/6/2018
- Phantom: SAM-Twin V8.0 P1aP2a; Type: QD 000 P41 AA; Serial: 1962
- Measurement SW: DASY52, Version 52.10 (2) ;

Area Scan (71x91x1): Interpolated grid: dx=1.500 mm, dy=1.500 mm
Maximum value of SAR (interpolated) = 0.513 W/kg

Zoom Scan (5x5x7)/Cube 0: Measurement grid: dx=8mm, dy=8mm, dz=5mm
Reference Value = 16.92 V/m; Power Drift = 0.07 dB
Peak SAR (extrapolated) = 0.745 W/kg
SAR(1 g) = 0.439 W/kg; SAR(10 g) = 0.252 W/kg
Maximum value of SAR (measured) = 0.459 W/kg

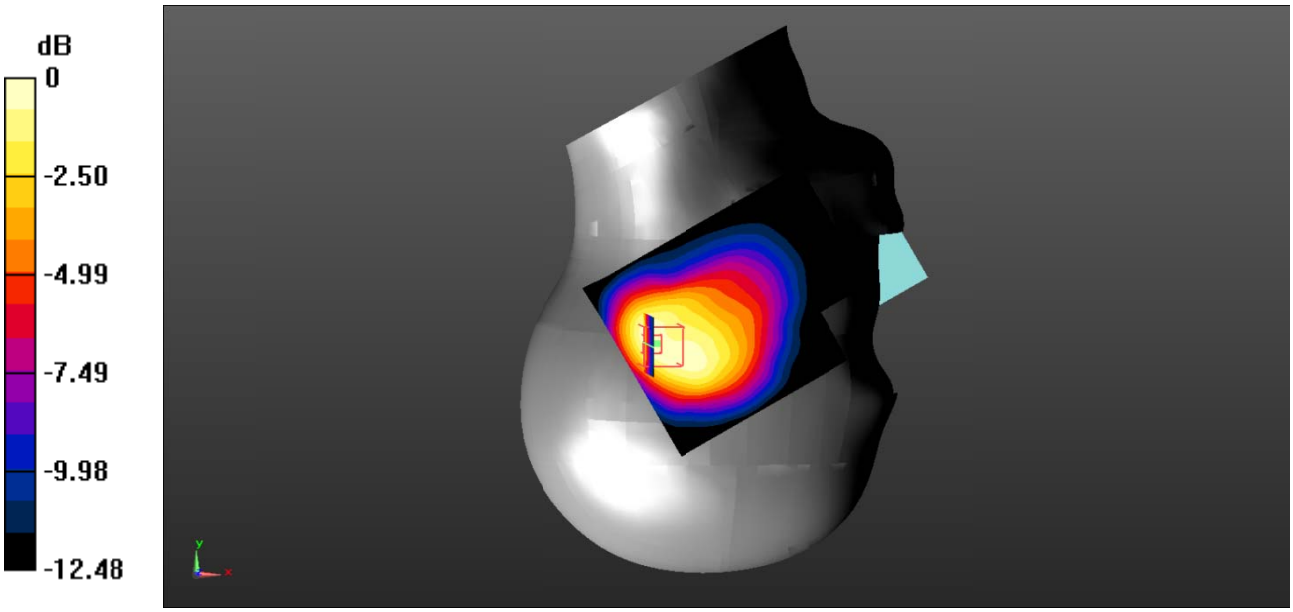

0 dB = 0.459 W/kg = -3.38 dBW/kg

Test Plot 66#: LTE Band 4_Head Right Tilt_1RB_Middle

DUT: Mobile phone; Type: CC6; Serial: 19081300202;

Communication System: Generic FDD-LTE; Frequency: 1732.5 MHz;Duty Cycle: 1:1
Medium parameters used: f = 1732.5 MHz; σ = 1.366 S/m; ε_r = 41.405; ρ = 1000 kg/m^3 ;
Phantom section: Right Section

DASY5 Configuration:

- Probe: EX3DV4 - SN7522; ConvF(8.2, 8.2, 8.2) @1732.5 MHz;
- Sensor-Surface: 1.4mm (Mechanical Surface Detection)
- Electronics: DAE4 SN1562;Calibrated: 11/6/2018
- Phantom: SAM-Twin V8.0 P1aP2a; Type: QD 000 P41 AA; Serial: 1962
- Measurement SW: DASY52, Version 52.10 (2) ;

Area Scan (71x91x1): Interpolated grid: dx=1.500 mm, dy=1.500 mm
Maximum value of SAR (interpolated) = 0.814 W/kg

Zoom Scan (5x5x7)/Cube 0: Measurement grid: dx=8mm, dy=8mm, dz=5mm
Reference Value = 21.70 V/m; Power Drift = -0.01 dB
Peak SAR (extrapolated) = 1.24 W/kg
SAR(1 g) = 0.729 W/kg; SAR(10 g) = 0.411 W/kg
Maximum value of SAR (measured) = 0.797 W/kg

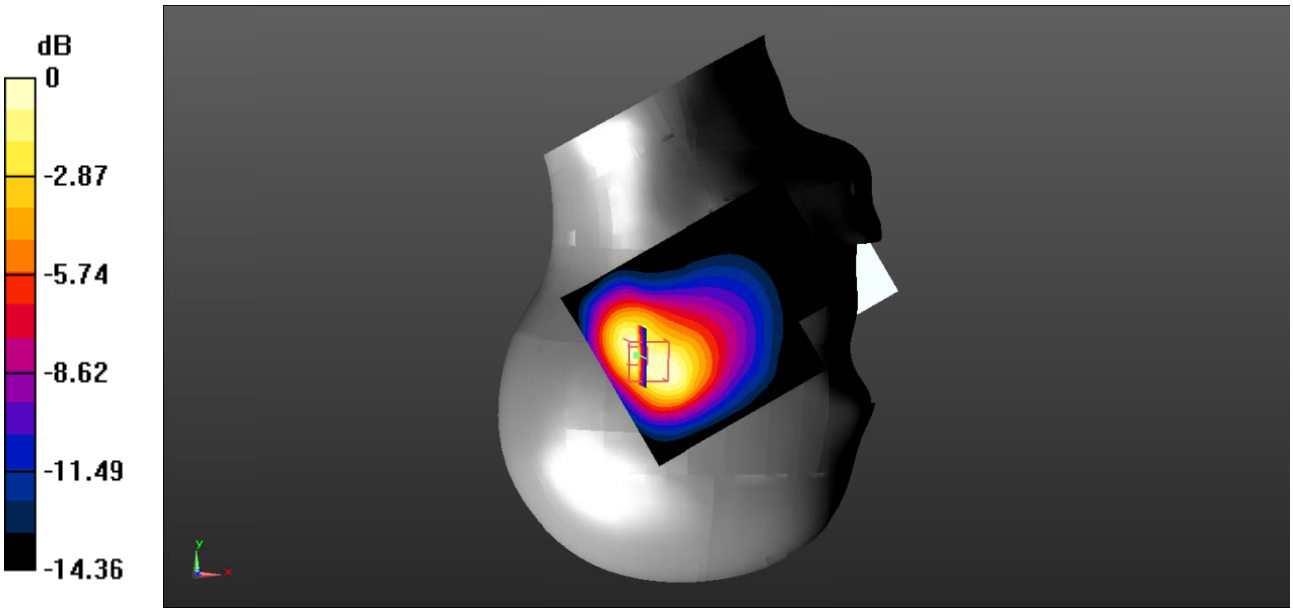

0 dB = 0.797 W/kg = -0.99 dBW/kg

Test Plot 67#: LTE Band 4_Head Right Tilt_50%RB_Middle

DUT: Mobile phone; Type: CC6; Serial: 19081300202;

Communication System: Generic FDD-LTE; Frequency: 1732.5 MHz;Duty Cycle: 1:1
Medium parameters used: f = 1732.5 MHz; σ = 1.366 S/m; ε_r = 41.405; ρ = 1000 kg/m^3 ;
Phantom section: Right Section

DASY5 Configuration:

- Probe: EX3DV4 - SN7522; ConvF(8.2, 8.2, 8.2) @1732.5 MHz;
- Sensor-Surface: 1.4mm (Mechanical Surface Detection)
- Electronics: DAE4 SN1562;Calibrated: 11/6/2018
- Phantom: SAM-Twin V8.0 P1aP2a; Type: QD 000 P41 AA; Serial: 1962
- Measurement SW: DASY52, Version 52.10 (2) ;

Area Scan (71x91x1): Interpolated grid: dx=1.500 mm, dy=1.500 mm
Maximum value of SAR (interpolated) = 0.708 W/kg

Zoom Scan (5x5x7)/Cube 0: Measurement grid: dx=8mm, dy=8mm, dz=5mm
Reference Value = 21.94 V/m; Power Drift = -0.13 dB
Peak SAR (extrapolated) = 1.06 W/kg
SAR(1 g) = 0.616 W/kg; SAR(10 g) = 0.355 W/kg
Maximum value of SAR (measured) = 0.668 W/kg

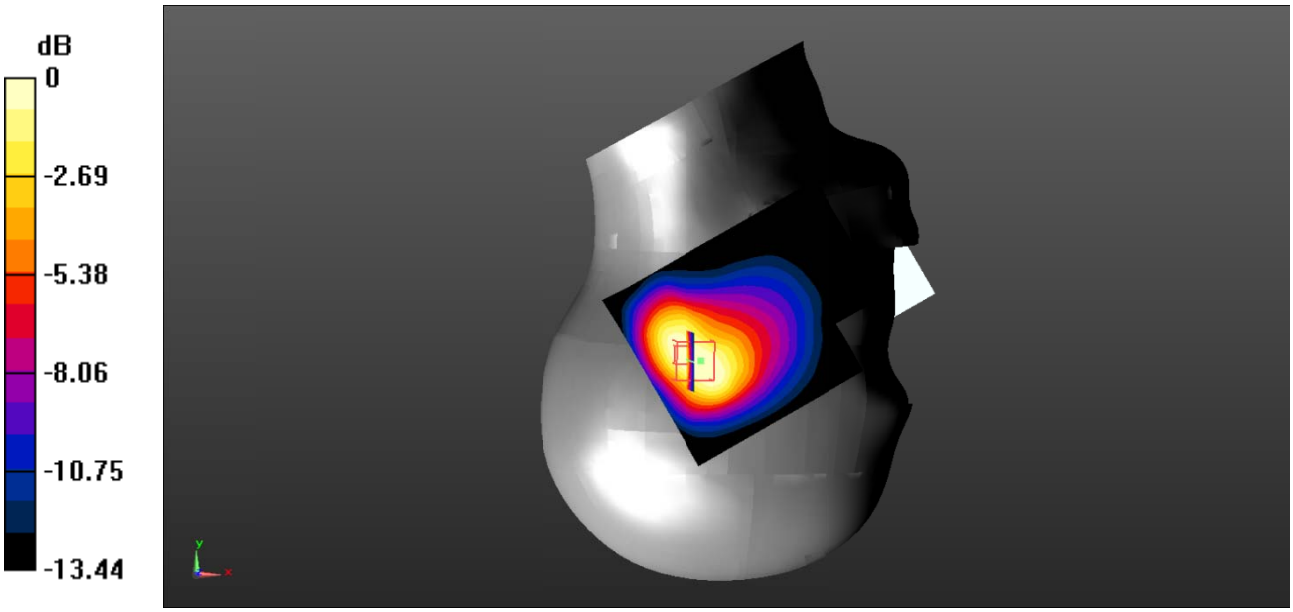

0 dB = 0.668 W/kg = -1.75 dBW/kg

Test Plot 68#: LTE Band 4_Body Back_1RB_Middle

DUT: Mobile phone; Type: CC6; Serial: 19081300202;

Communication System: Generic FDD-LTE; Frequency: 1732.5 MHz;Duty Cycle: 1:1
Medium parameters used: f = 1732.5 MHz; σ = 1.366 S/m; ε_r = 41.405; ρ = 1000 kg/m^3 ;
Phantom section: Flat Section

DASY5 Configuration:

- Probe: EX3DV4 - SN7522; ConvF(8.2, 8.2, 8.2) @1732.5 MHz;
- Sensor-Surface: 1.4mm (Mechanical Surface Detection)
- Electronics: DAE4 SN1562;Calibrated: 11/6/2018
- Phantom: SAM-Twin V8.0 P1aP2a; Type: QD 000 P41 AA; Serial: 1962
- Measurement SW: DASY52, Version 52.10 (2) ;

Area Scan (71x91x1): Interpolated grid: dx=1.500 mm, dy=1.500 mm
Maximum value of SAR (interpolated) = 0.524 W/kg

Zoom Scan (5x5x7)/Cube 0: Measurement grid: dx=8mm, dy=8mm, dz=5mm
Reference Value = 11.65 V/m; Power Drift = 0.01 dB
Peak SAR (extrapolated) = 0.775 W/kg
SAR(1 g) = 0.460 W/kg; SAR(10 g) = 0.255 W/kg
Maximum value of SAR (measured) = 0.495 W/kg

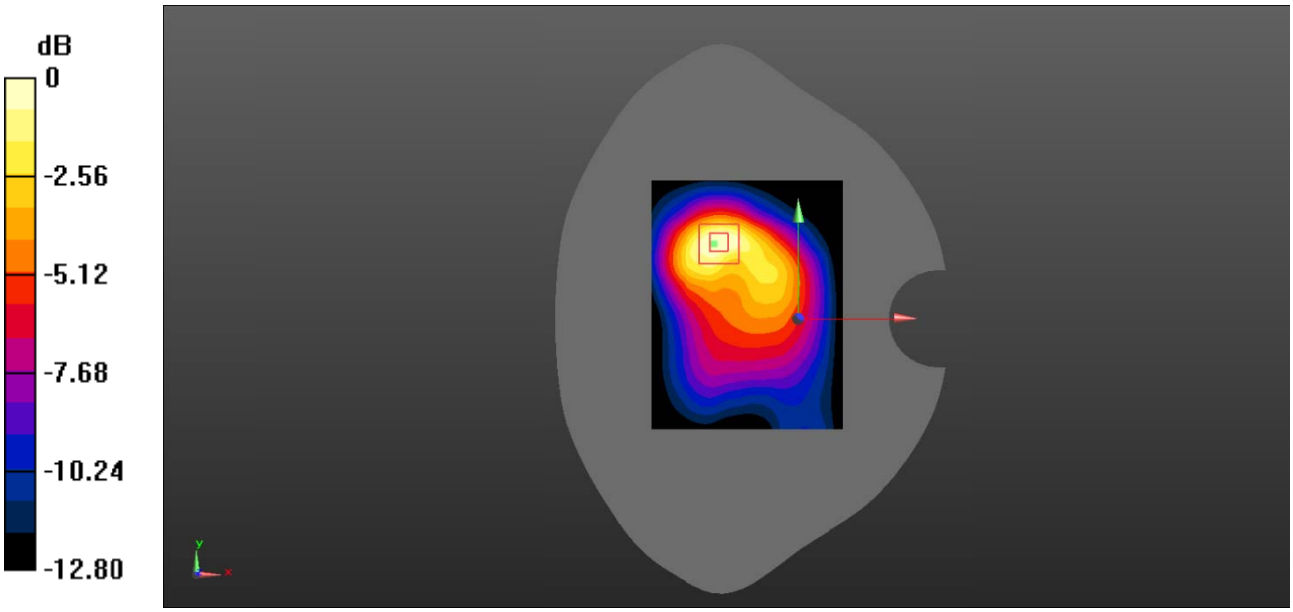

0 dB = 0.495 W/kg = -3.05 dBW/kg

Test Plot 69#: LTE Band 4_Body Back_50%RB_Middle

DUT: Mobile phone; Type: CC6; Serial: 19081300202;

Communication System: Generic FDD-LTE; Frequency: 1732.5 MHz;Duty Cycle: 1:1
Medium parameters used: f = 1732.5 MHz; σ = 1.366 S/m; ε_r = 41.405; ρ = 1000 kg/m^3 ;
Phantom section: Flat Section

DASY5 Configuration:

- Probe: EX3DV4 - SN7522; ConvF(8.2, 8.2, 8.2) @1732.5 MHz;
- Sensor-Surface: 1.4mm (Mechanical Surface Detection)
- Electronics: DAE4 SN1562;Calibrated: 11/6/2018
- Phantom: SAM-Twin V8.0 P1aP2a; Type: QD 000 P41 AA; Serial: 1962
- Measurement SW: DASY52, Version 52.10 (2) ;

Area Scan (71x91x1): Interpolated grid: dx=1.500 mm, dy=1.500 mm
Maximum value of SAR (interpolated) = 0.465 W/kg

Zoom Scan (5x5x7)/Cube 0: Measurement grid: dx=8mm, dy=8mm, dz=5mm
Reference Value = 10.84 V/m; Power Drift = 0.07 dB
Peak SAR (extrapolated) = 0.688 W/kg
SAR(1 g) = 0.415 W/kg; SAR(10 g) = 0.226 W/kg
Maximum value of SAR (measured) = 0.461 W/kg

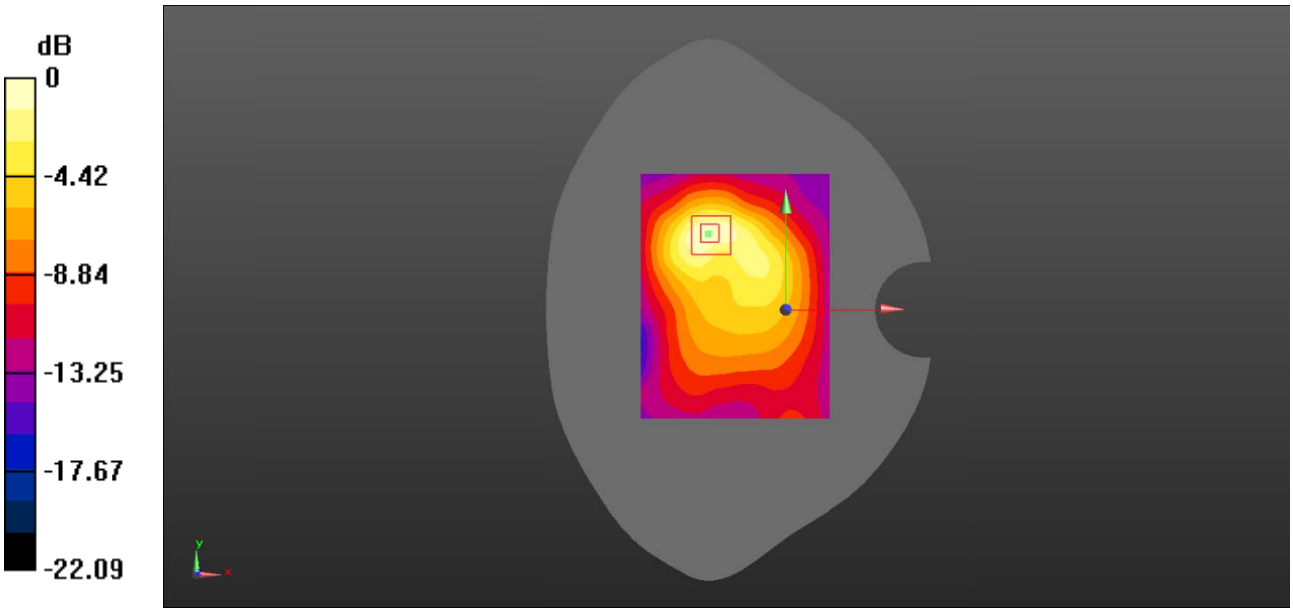

0 dB = 0.461 W/kg = -3.36 dBW/kg

Test Plot 70#: LTE Band 4_Body Right_1RB_Middle

DUT: Mobile phone; Type: CC6; Serial: 19081300202;

Communication System: Generic FDD-LTE; Frequency: 1732.5 MHz;Duty Cycle: 1:1
Medium parameters used: f = 1732.5 MHz; σ = 1.366 S/m; ε_r = 41.405; ρ = 1000 kg/m^3 ;
Phantom section: Flat Section

DASY5 Configuration:

- Probe: EX3DV4 - SN7522; ConvF(8.2, 8.2, 8.2) @1732.5 MHz;
- Sensor-Surface: 1.4mm (Mechanical Surface Detection)
- Electronics: DAE4 SN1562;Calibrated: 11/6/2018
- Phantom: SAM-Twin V8.0 P1aP2a; Type: QD 000 P41 AA; Serial: 1962
- Measurement SW: DASY52, Version 52.10 (2) ;

Area Scan (71x91x1): Interpolated grid: dx=1.500 mm, dy=1.500 mm
Maximum value of SAR (interpolated) = 0.128 W/kg

Zoom Scan (5x5x7)/Cube 0: Measurement grid: dx=8mm, dy=8mm, dz=5mm
Reference Value = 5.103 V/m; Power Drift = 0.13 dB
Peak SAR (extrapolated) = 0.206 W/kg
SAR(1 g) = 0.117 W/kg; SAR(10 g) = 0.064 W/kg
Maximum value of SAR (measured) = 0.121 W/kg

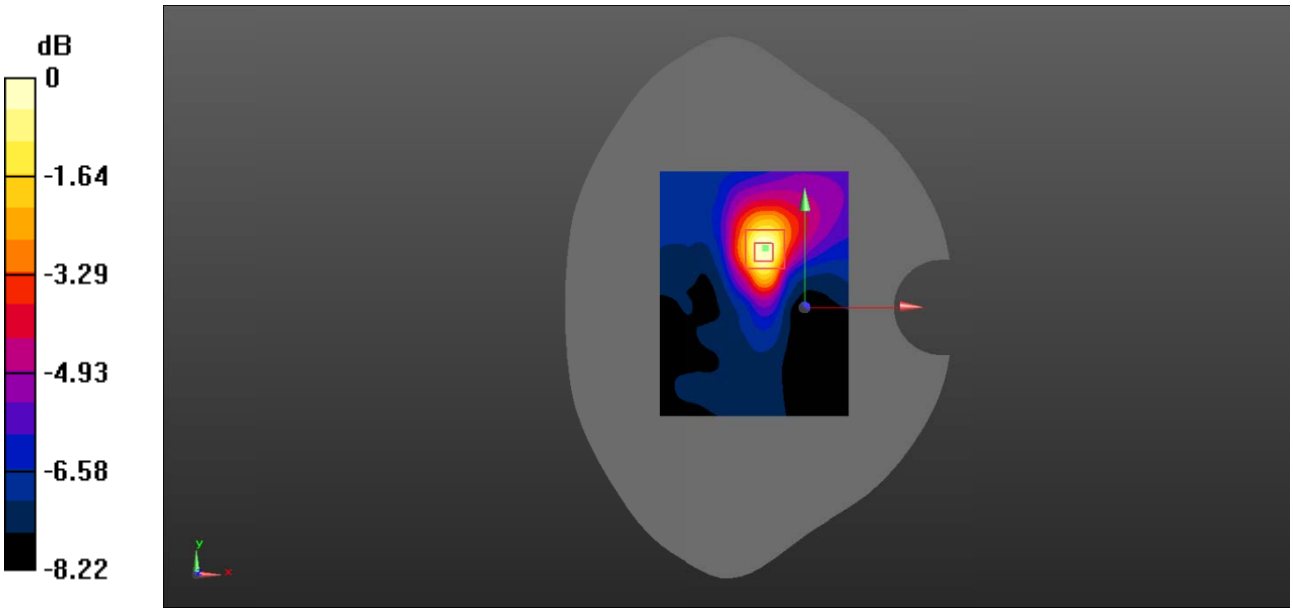

0 dB = 0.121 W/kg = -9.17 dBW/kg

Test Plot 71#: LTE Band 4_Body Right_50%RB_Middle

DUT: Mobile phone; Type: CC6; Serial: 19081300202;

Communication System: Generic FDD-LTE; Frequency: 1732.5 MHz;Duty Cycle: 1:1
Medium parameters used: f = 1732.5 MHz; σ = 1.366 S/m; ε_r = 41.405; ρ = 1000 kg/m^3 ;
Phantom section: Flat Section

DASY5 Configuration:

- Probe: EX3DV4 - SN7522; ConvF(8.2, 8.2, 8.2) @1732.5 MHz;
- Sensor-Surface: 1.4mm (Mechanical Surface Detection)
- Electronics: DAE4 SN1562;Calibrated: 11/6/2018
- Phantom: SAM-Twin V8.0 P1aP2a; Type: QD 000 P41 AA; Serial: 1962
- Measurement SW: DASY52, Version 52.10 (2) ;

Area Scan (71x91x1): Interpolated grid: dx=1.500 mm, dy=1.500 mm
Maximum value of SAR (interpolated) = 0.105 W/kg

Zoom Scan (5x5x7)/Cube 0: Measurement grid: dx=8mm, dy=8mm, dz=5mm
Reference Value = 5.914 V/m; Power Drift = 0.10 dB
Peak SAR (extrapolated) = 0.180 W/kg
SAR(1 g) = 0.093 W/kg; SAR(10 g) = 0.055 W/kg
Maximum value of SAR (measured) = 0.0965 W/kg

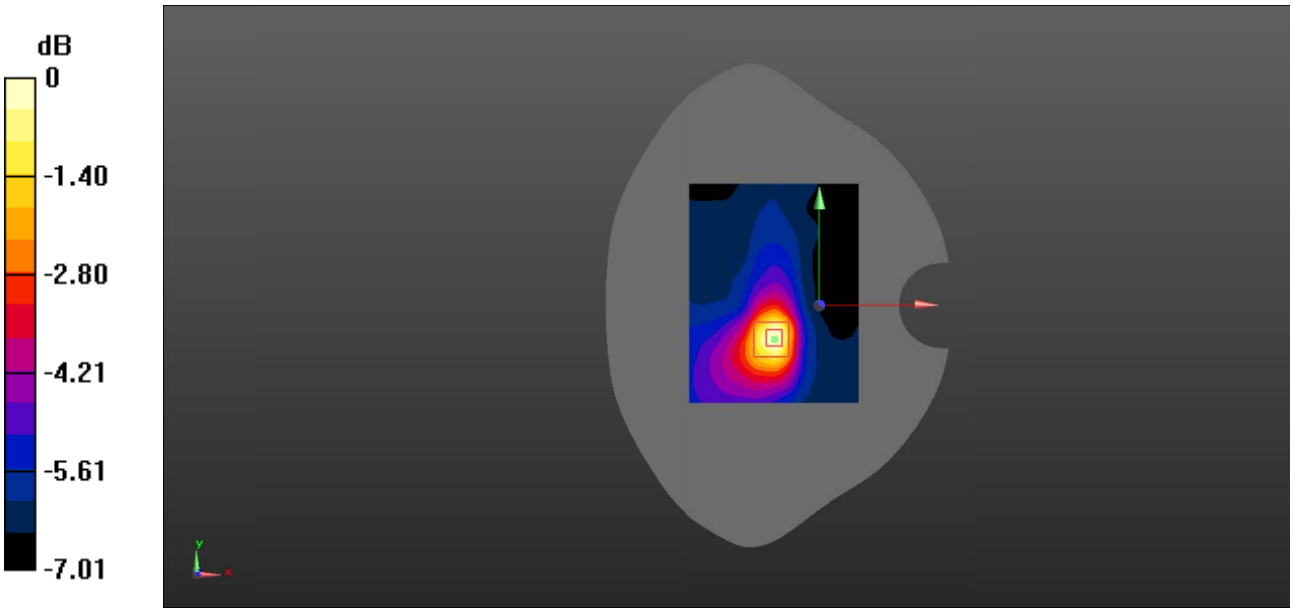

0 dB = 0.0965 W/kg = -10.15 dBW/kg

Test Plot 72#: LTE Band 4_Body Top_1RB_Middle

DUT: Mobile phone; Type: CC6; Serial: 19081300202;

Communication System: Generic FDD-LTE; Frequency: 1732.5 MHz;Duty Cycle: 1:1
Medium parameters used: f = 1732.5 MHz; σ = 1.366 S/m; ε_r = 41.405; ρ = 1000 kg/m^3 ;
Phantom section: Flat Section

DASY5 Configuration:

- Probe: EX3DV4 - SN7522; ConvF(8.2, 8.2, 8.2) @1732.5 MHz;
- Sensor-Surface: 1.4mm (Mechanical Surface Detection)
- Electronics: DAE4 SN1562;Calibrated: 11/6/2018
- Phantom: SAM-Twin V8.0 P1aP2a; Type: QD 000 P41 AA; Serial: 1962
- Measurement SW: DASY52, Version 52.10 (2) ;

Area Scan (71x91x1): Interpolated grid: dx=1.500 mm, dy=1.500 mm
Maximum value of SAR (interpolated) = 0.472 W/kg

Zoom Scan (5x5x7)/Cube 0: Measurement grid: dx=8mm, dy=8mm, dz=5mm
Reference Value = 14.82 V/m; Power Drift = -0.13 dB
Peak SAR (extrapolated) = 0.723 W/kg
SAR(1 g) = 0.423 W/kg; SAR(10 g) = 0.225 W/kg
Maximum value of SAR (measured) = 0.471 W/kg

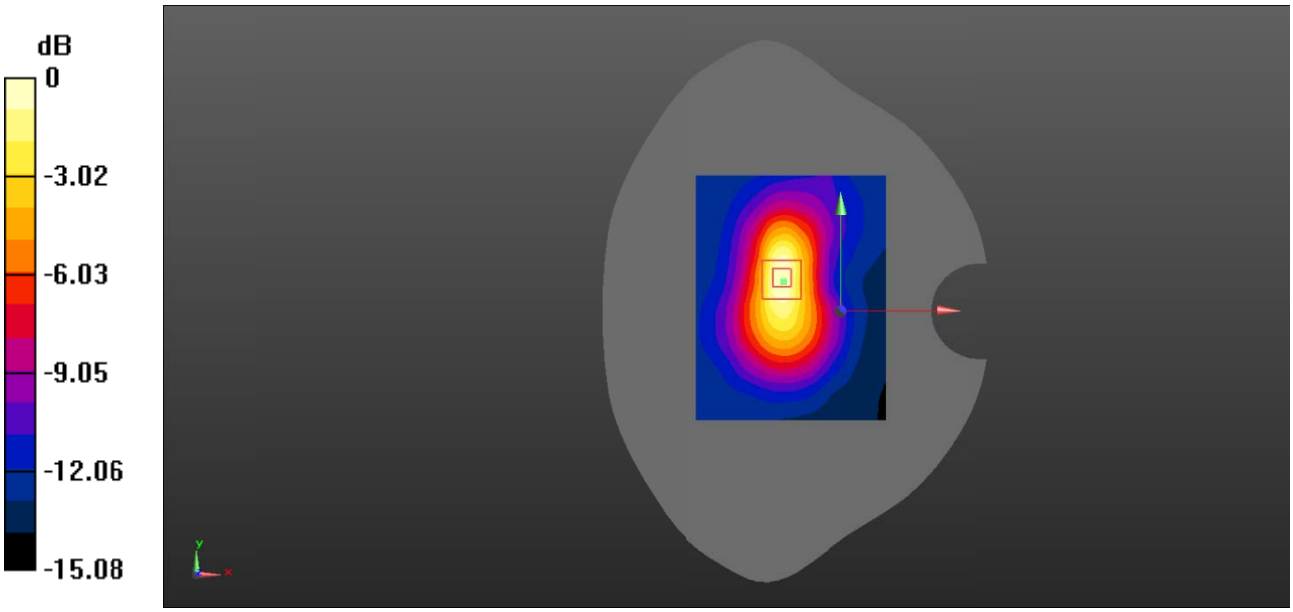

0 dB = 0.471 W/kg = -3.27 dBW/kg

Test Plot 73#: LTE Band 4_Body Top_50%RB_Middle

DUT: Mobile phone; Type: CC6; Serial: 19081300202;

Communication System: Generic FDD-LTE; Frequency: 1732.5 MHz;Duty Cycle: 1:1
Medium parameters used: f = 1732.5 MHz; σ = 1.366 S/m; ε_r = 41.405; ρ = 1000 kg/m^3 ;
Phantom section: Flat Section

DASY5 Configuration:

- Probe: EX3DV4 - SN7522; ConvF(8.2, 8.2, 8.2) @1732.5 MHz;
- Sensor-Surface: 1.4mm (Mechanical Surface Detection)
- Electronics: DAE4 SN1562;Calibrated: 11/6/2018
- Phantom: SAM-Twin V8.0 P1aP2a; Type: QD 000 P41 AA; Serial: 1962
- Measurement SW: DASY52, Version 52.10 (2) ;

Area Scan (71x91x1): Interpolated grid: dx=1.500 mm, dy=1.500 mm
Maximum value of SAR (interpolated) = 0.380 W/kg

Zoom Scan (5x5x7)/Cube 0: Measurement grid: dx=8mm, dy=8mm, dz=5mm
Reference Value = 12.42 V/m; Power Drift = 0.18 dB
Peak SAR (extrapolated) = 0.608 W/kg
SAR(1 g) = 0.353 W/kg; SAR(10 g) = 0.188 W/kg
Maximum value of SAR (measured) = 0.388 W/kg

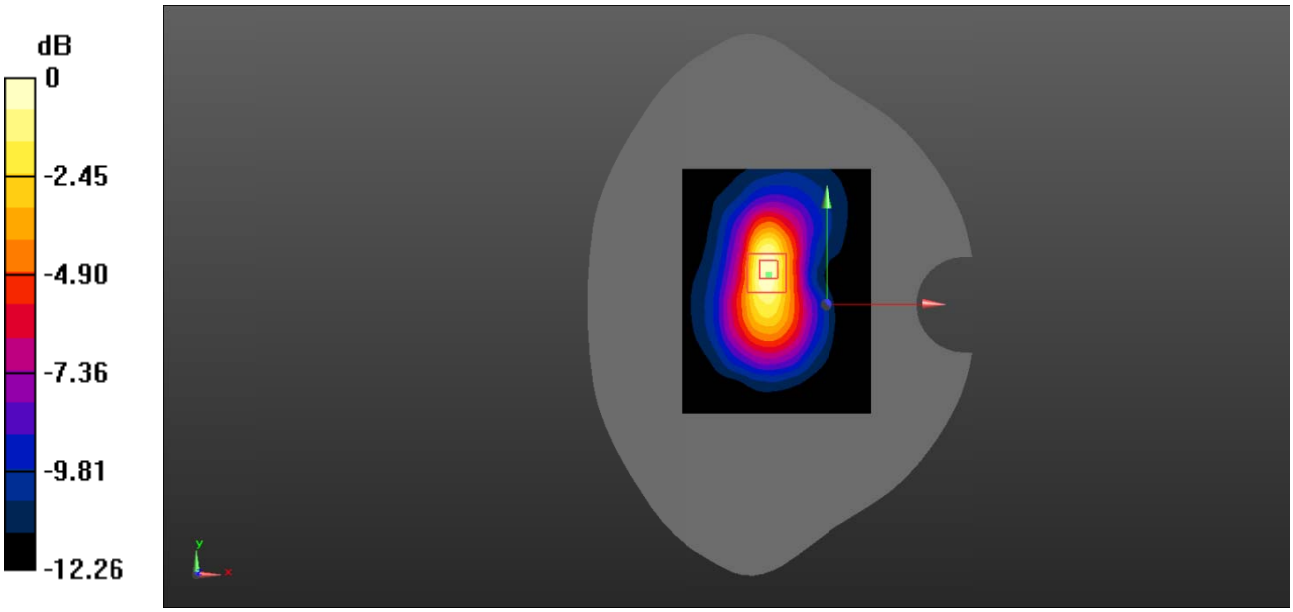

0 dB = 0.388 W/kg = -4.11 dBW/kg

Test Plot 74#: LTE Band 5_Head Left Cheek_1RB_Middle

DUT: Mobile phone; Type: CC6; Serial: 19081300202;

Communication System: Generic FDD-LTE; Frequency: 836.5 MHz;Duty Cycle: 1:1
Medium parameters used: f = 836.5 MHz; σ = 0.921 S/m; ε_r = 41.553; ρ = 1000 kg/m^3 ;
Phantom section: Left Section

DASY5 Configuration:

- Probe: EX3DV4 - SN7522; ConvF(9.46, 9.46, 9.46) @836.5 MHz;
- Sensor-Surface: 1.4mm (Mechanical Surface Detection)
- Electronics: DAE4 SN1562;Calibrated: 11/6/2018
- Phantom: SAM-Twin V8.0 P1aP2a; Type: QD 000 P41 AA; Serial: 1962
- Measurement SW: DASY52, Version 52.10 (2) ;

Area Scan (71x91x1): Interpolated grid: dx=1.500 mm, dy=1.500 mm
Maximum value of SAR (interpolated) = 0.112 W/kg

Zoom Scan (5x5x7)/Cube 0: Measurement grid: dx=8mm, dy=8mm, dz=5mm
Reference Value = 6.477 V/m; Power Drift = -0.07 dB
Peak SAR (extrapolated) = 0.176 W/kg
SAR(1 g) = 0.091 W/kg; SAR(10 g) = 0.058 W/kg
Maximum value of SAR (measured) = 0.0949 W/kg

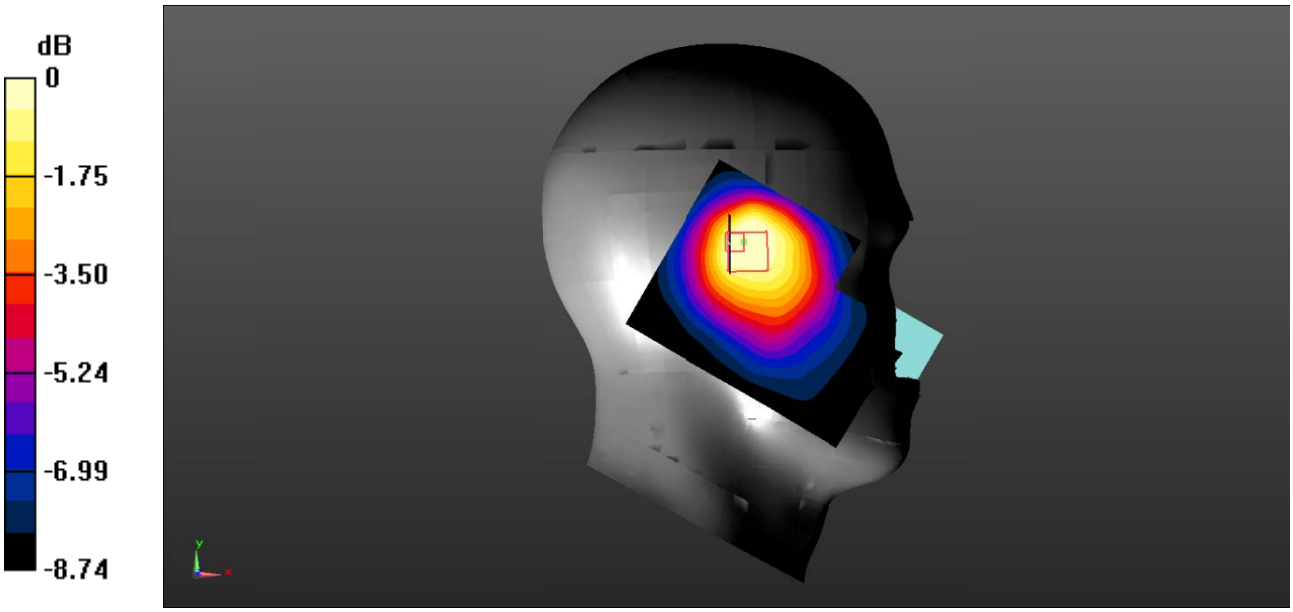

0 dB = 0.0949 W/kg = -10.23 dBW/kg

Test Plot 75#: LTE Band 5_Head Left Cheek_50%RB_Middle

DUT: Mobile phone; Type: CC6; Serial: 19081300202;

Communication System: Generic FDD-LTE; Frequency: 836.5 MHz;Duty Cycle: 1:1
Medium parameters used: f = 836.5 MHz; σ = 0.921 S/m; ε_r = 41.553; ρ = 1000 kg/m^3 ;
Phantom section: Left Section

DASY5 Configuration:

- Probe: EX3DV4 - SN7522; ConvF(9.46, 9.46, 9.46) @836.5 MHz;
- Sensor-Surface: 1.4mm (Mechanical Surface Detection)
- Electronics: DAE4 SN1562;Calibrated: 11/6/2018
- Phantom: SAM-Twin V8.0 P1aP2a; Type: QD 000 P41 AA; Serial: 1962
- Measurement SW: DASY52, Version 52.10 (2) ;

Area Scan (71x91x1): Interpolated grid: dx=1.500 mm, dy=1.500 mm
Maximum value of SAR (interpolated) = 0.0931 W/kg

Zoom Scan (5x5x7)/Cube 0: Measurement grid: dx=8mm, dy=8mm, dz=5mm
Reference Value = 5.814 V/m; Power Drift = 0.11 dB
Peak SAR (extrapolated) = 0.153 W/kg
SAR(1 g) = 0.076 W/kg; SAR(10 g) = 0.049 W/kg
Maximum value of SAR (measured) = 0.0796 W/kg

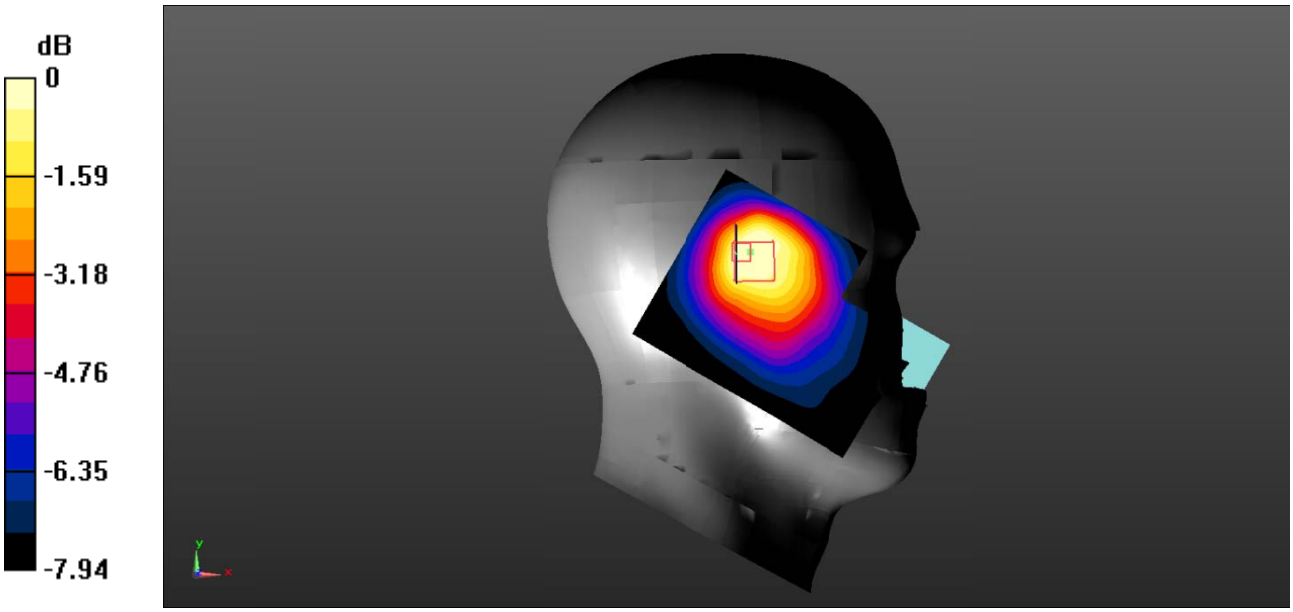

0 dB = 0.0796 W/kg = -10.99 dBW/kg

Test Plot 76#: LTE Band 5_Head Left Tilt_1RB_Middle

DUT: Mobile phone; Type: CC6; Serial: 19081300202;

Communication System: Generic FDD-LTE; Frequency: 836.5 MHz;Duty Cycle: 1:1
Medium parameters used: f = 836.5 MHz; σ = 0.921 S/m; ε_r = 41.553; ρ = 1000 kg/m^3 ;
Phantom section: Left Section

DASY5 Configuration:

- Probe: EX3DV4 - SN7522; ConvF(9.46, 9.46, 9.46) @836.5 MHz;
- Sensor-Surface: 1.4mm (Mechanical Surface Detection)
- Electronics: DAE4 SN1562;Calibrated: 11/6/2018
- Phantom: SAM-Twin V8.0 P1aP2a; Type: QD 000 P41 AA; Serial: 1962
- Measurement SW: DASY52, Version 52.10 (2) ;

Area Scan (71x91x1): Interpolated grid: dx=1.500 mm, dy=1.500 mm
Maximum value of SAR (interpolated) = 0.0906 W/kg

Zoom Scan (5x5x7)/Cube 0: Measurement grid: dx=8mm, dy=8mm, dz=5mm
Reference Value = 8.097 V/m; Power Drift = -0.11 dB
Peak SAR (extrapolated) = 0.119 W/kg
SAR(1 g) = 0.084 W/kg; SAR(10 g) = 0.040 W/kg
Maximum value of SAR (measured) = 0.109 W/kg

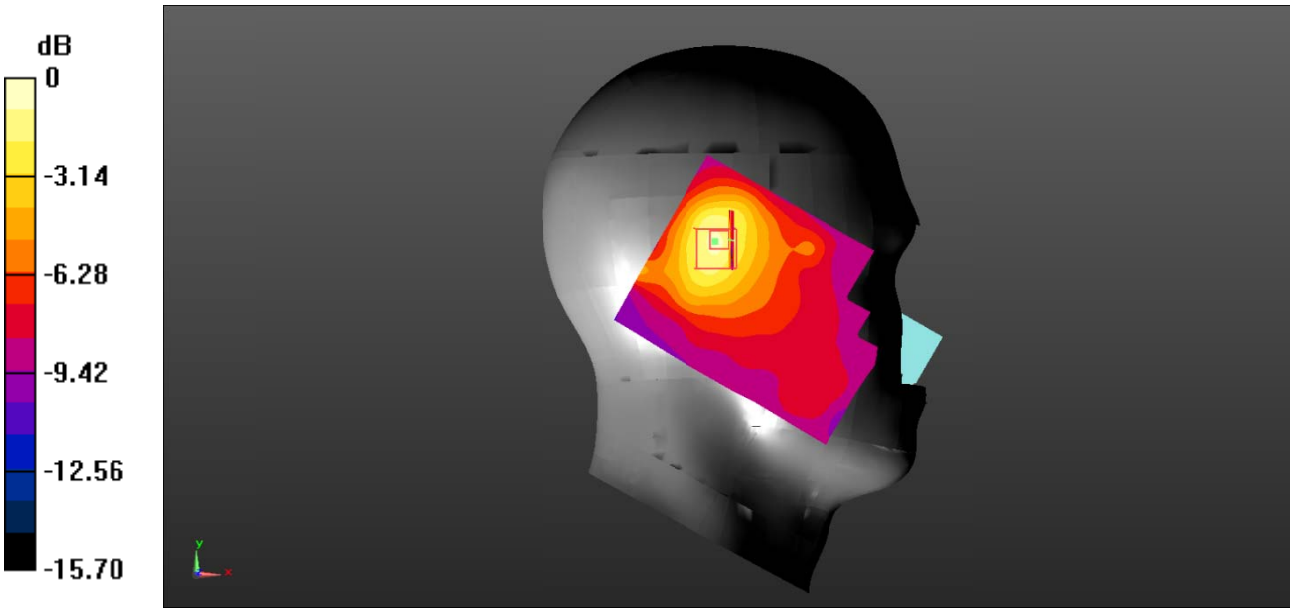

0 dB = 0.109 W/kg = -9.63 dBW/kg

Test Plot 77#: LTE Band 5_Head Left Tilt_50%RB_Middle

DUT: Mobile phone; Type: CC6; Serial: 19081300202;

Communication System: Generic FDD-LTE; Frequency: 836.5 MHz;Duty Cycle: 1:1
Medium parameters used: f = 836.5 MHz; σ = 0.921 S/m; ε_r = 41.553; ρ = 1000 kg/m^3 ;
Phantom section: Left Section

DASY5 Configuration:

- Probe: EX3DV4 - SN7522; ConvF(9.46, 9.46, 9.46) @836.5 MHz;
- Sensor-Surface: 1.4mm (Mechanical Surface Detection)
- Electronics: DAE4 SN1562;Calibrated: 11/6/2018
- Phantom: SAM-Twin V8.0 P1aP2a; Type: QD 000 P41 AA; Serial: 1962
- Measurement SW: DASY52, Version 52.10 (2) ;

Area Scan (71x91x1): Interpolated grid: dx=1.500 mm, dy=1.500 mm
Maximum value of SAR (interpolated) = 0.129 W/kg

Zoom Scan (5x5x7)/Cube 0: Measurement grid: dx=8mm, dy=8mm, dz=5mm
Reference Value = 6.668 V/m; Power Drift = 0.07 dB
Peak SAR (extrapolated) = 0.339 W/kg
SAR(1 g) = 0.120 W/kg; SAR(10 g) = 0.060 W/kg
Maximum value of SAR (measured) = 0.138 W/kg

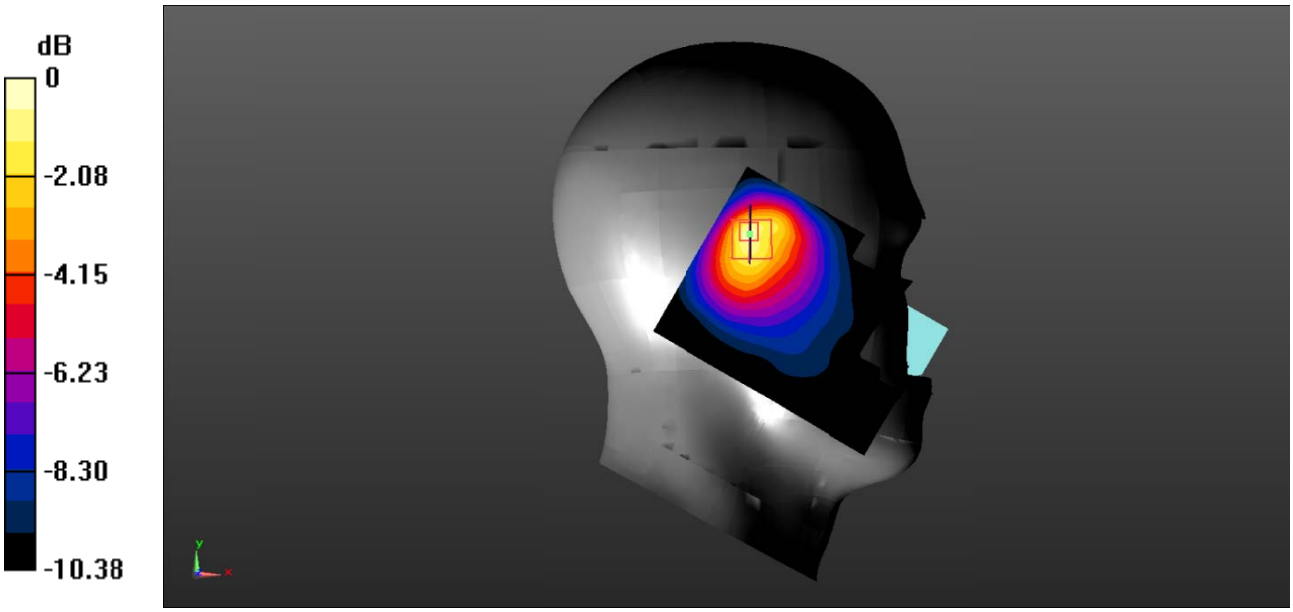

0 dB = 0.138 W/kg = -8.60 dBW/kg

Test Plot 78#: LTE Band 5_Head Right Cheek_1RB_Middle

DUT: Mobile phone; Type: CC6; Serial: 19081300202;

Communication System: Generic FDD-LTE; Frequency: 836.5 MHz;Duty Cycle: 1:1
Medium parameters used: f = 836.5 MHz; σ = 0.921 S/m; ε_r = 41.553; ρ = 1000 kg/m^3 ;
Phantom section: Right Section

DASY5 Configuration:

- Probe: EX3DV4 - SN7522; ConvF(9.46, 9.46, 9.46) @836.5 MHz;
- Sensor-Surface: 1.4mm (Mechanical Surface Detection)
- Electronics: DAE4 SN1562;Calibrated: 11/6/2018
- Phantom: SAM-Twin V8.0 P1aP2a; Type: QD 000 P41 AA; Serial: 1962
- Measurement SW: DASY52, Version 52.10 (2) ;

Area Scan (71x91x1): Interpolated grid: dx=1.500 mm, dy=1.500 mm
Maximum value of SAR (interpolated) = 0.0988 W/kg

Zoom Scan (5x5x7)/Cube 0: Measurement grid: dx=8mm, dy=8mm, dz=5mm
Reference Value = 8.764 V/m; Power Drift = 0.14 dB
Peak SAR (extrapolated) = 0.141 W/kg
SAR(1 g) = 0.088 W/kg; SAR(10 g) = 0.054 W/kg
Maximum value of SAR (measured) = 0.0915 W/kg

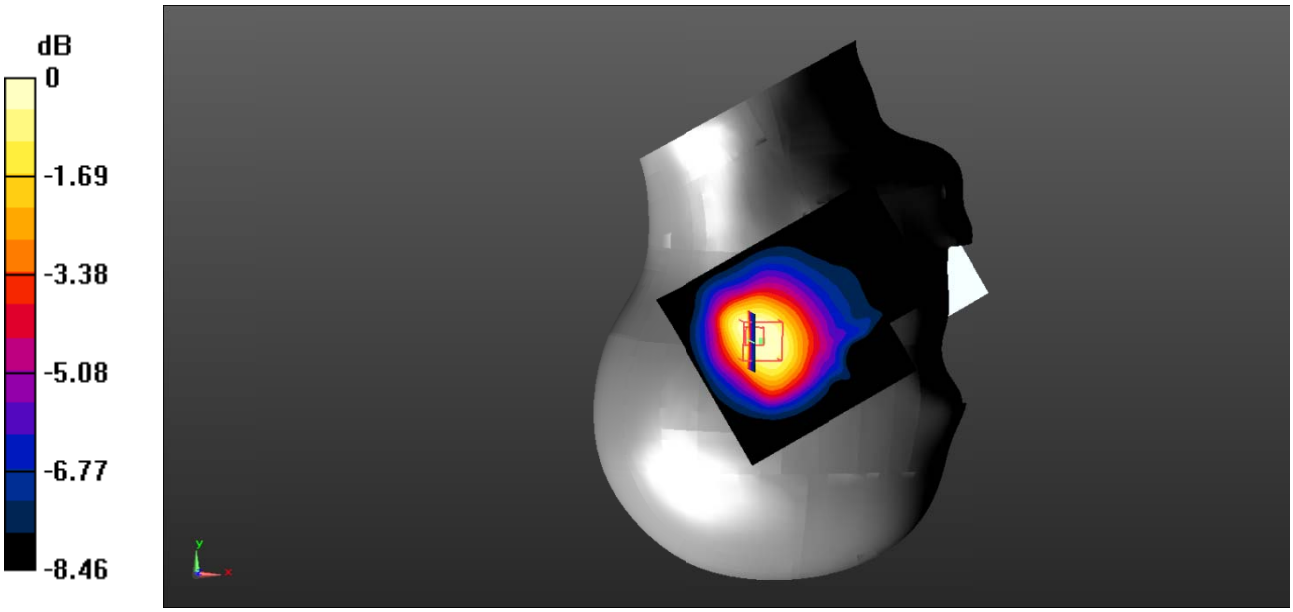

0 dB = 0.0915 W/kg = -10.39 dBW/kg

Test Plot 79#: LTE Band 5_Head Right Cheek_50%RB_Middle

DUT: Mobile phone; Type: CC6; Serial: 19081300202;

Communication System: Generic FDD-LTE; Frequency: 836.5 MHz;Duty Cycle: 1:1
Medium parameters used: f = 836.5 MHz; σ = 0.921 S/m; ε_r = 41.553; ρ = 1000 kg/m^3 ;
Phantom section: Right Section

DASY5 Configuration:

- Probe: EX3DV4 - SN7522; ConvF(9.46, 9.46, 9.46) @836.5 MHz;
- Sensor-Surface: 1.4mm (Mechanical Surface Detection)
- Electronics: DAE4 SN1562;Calibrated: 11/6/2018
- Phantom: SAM-Twin V8.0 P1aP2a; Type: QD 000 P41 AA; Serial: 1962
- Measurement SW: DASY52, Version 52.10 (2) ;

Area Scan (71x91x1): Interpolated grid: dx=1.500 mm, dy=1.500 mm
Maximum value of SAR (interpolated) = 0.0805 W/kg

Zoom Scan (5x5x7)/Cube 0: Measurement grid: dx=8mm, dy=8mm, dz=5mm
Reference Value = 7.442 V/m; Power Drift = 0.20 dB
Peak SAR (extrapolated) = 0.114 W/kg
SAR(1 g) = 0.070 W/kg; SAR(10 g) = 0.044 W/kg
Maximum value of SAR (measured) = 0.0725 W/kg

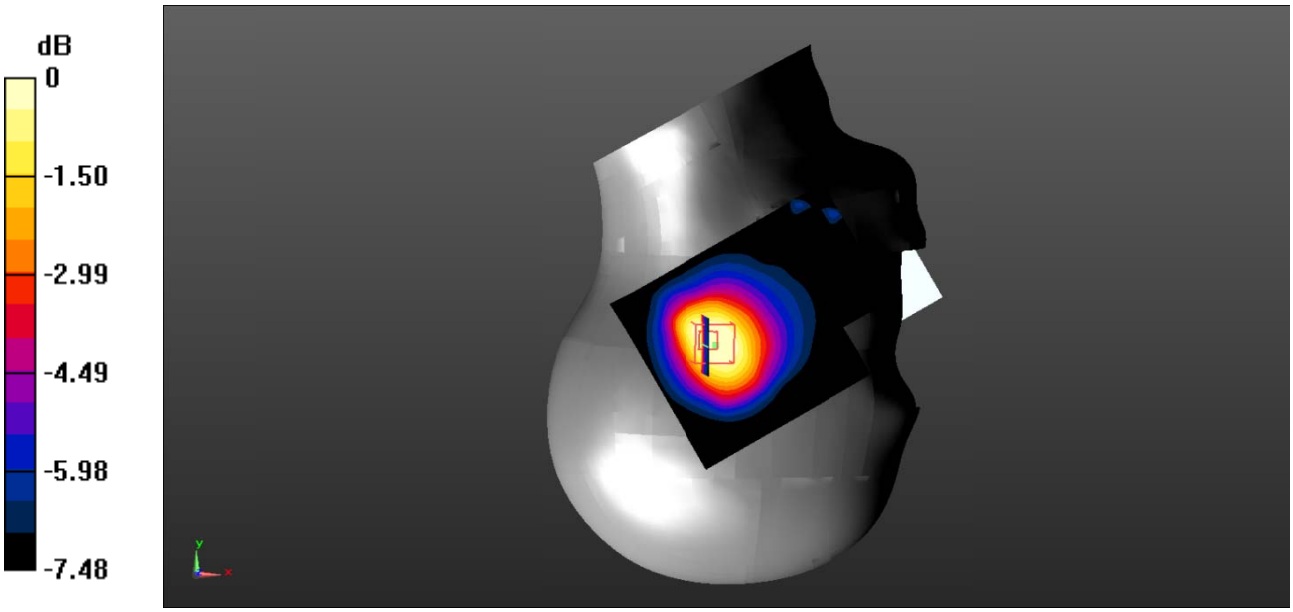

0 dB = 0.0725 W/kg = -11.40 dBW/kg

Test Plot 80#: LTE Band 5_Head Right Tilt_1RB_Middle

DUT: Mobile phone; Type: CC6; Serial: 19081300202;

Communication System: Generic FDD-LTE; Frequency: 836.5 MHz;Duty Cycle: 1:1
Medium parameters used: f = 836.5 MHz; σ = 0.921 S/m; ε_r = 41.553; ρ = 1000 kg/m^3 ;
Phantom section: Right Section

DASY5 Configuration:

- Probe: EX3DV4 - SN7522; ConvF(9.46, 9.46, 9.46) @836.5 MHz;
- Sensor-Surface: 1.4mm (Mechanical Surface Detection)
- Electronics: DAE4 SN1562;Calibrated: 11/6/2018
- Phantom: SAM-Twin V8.0 P1aP2a; Type: QD 000 P41 AA; Serial: 1962
- Measurement SW: DASY52, Version 52.10 (2) ;

Area Scan (71x91x1): Interpolated grid: dx=1.500 mm, dy=1.500 mm
Maximum value of SAR (interpolated) = 0.0599 W/kg

Zoom Scan (5x5x7)/Cube 0: Measurement grid: dx=8mm, dy=8mm, dz=5mm
Reference Value = 6.852 V/m; Power Drift = 0.13 dB
Peak SAR (extrapolated) = 0.0870 W/kg
SAR(1 g) = 0.051 W/kg; SAR(10 g) = 0.034 W/kg
Maximum value of SAR (measured) = 0.0539 W/kg

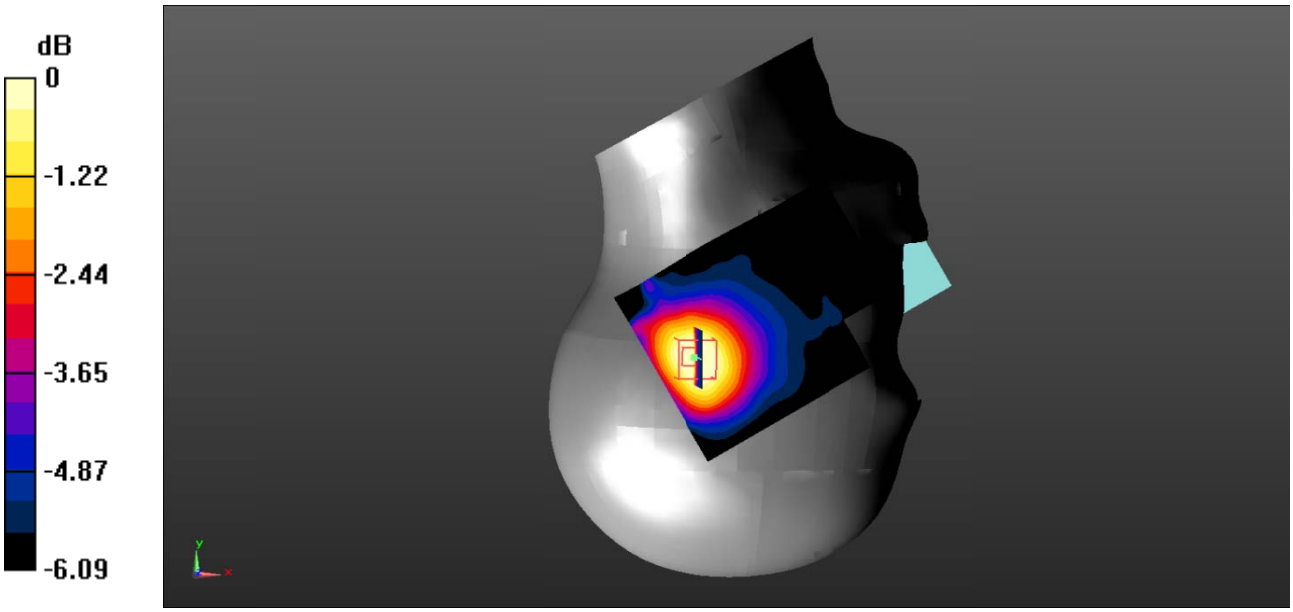

0 dB = 0.0539 W/kg = -12.68 dBW/kg

Test Plot 81#: LTE Band 5_Head Right Tilt_50%RB_Middle

DUT: Mobile phone; Type: CC6; Serial: 19081300202;

Communication System: Generic FDD-LTE; Frequency: 836.5 MHz;Duty Cycle: 1:1
Medium parameters used: f = 836.5 MHz; σ = 0.921 S/m; ε_r = 41.553; ρ = 1000 kg/m^3 ;
Phantom section: Right Section

DASY5 Configuration:

- Probe: EX3DV4 - SN7522; ConvF(9.46, 9.46, 9.46) @836.5 MHz;
- Sensor-Surface: 1.4mm (Mechanical Surface Detection)
- Electronics: DAE4 SN1562;Calibrated: 11/6/2018
- Phantom: SAM-Twin V8.0 P1aP2a; Type: QD 000 P41 AA; Serial: 1962
- Measurement SW: DASY52, Version 52.10 (2) ;

Area Scan (71x91x1): Interpolated grid: dx=1.500 mm, dy=1.500 mm
Maximum value of SAR (interpolated) = 0.0635 W/kg

Zoom Scan (5x5x7)/Cube 0: Measurement grid: dx=8mm, dy=8mm, dz=5mm
Reference Value = 5.822 V/m; Power Drift = 0.18 dB
Peak SAR (extrapolated) = 0.0920 W/kg
SAR(1 g) = 0.057 W/kg; SAR(10 g) = 0.038 W/kg
Maximum value of SAR (measured) = 0.0591 W/kg

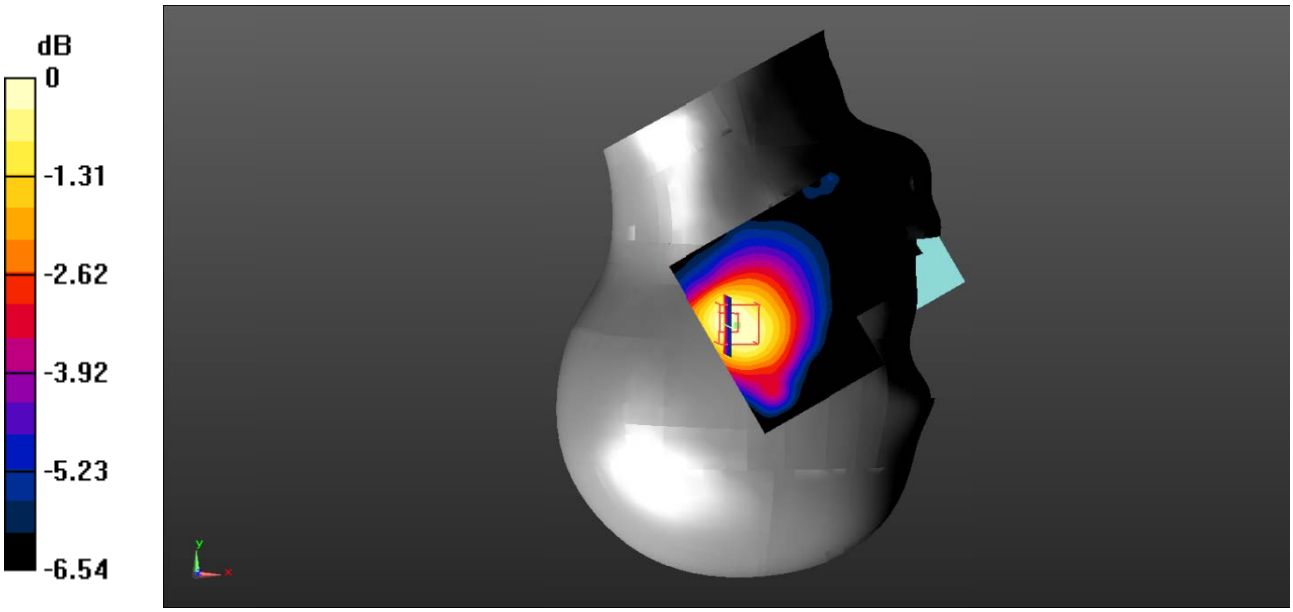

0 dB = 0.0591 W/kg = -12.28 dBW/kg

Test Plot 82#: LTE Band 5_Body Back_1RB_Middle

DUT: Mobile phone; Type: CC6; Serial: 19081300202;

Communication System: Generic FDD-LTE; Frequency: 836.5 MHz;Duty Cycle: 1:1
Medium parameters used: f = 836.5 MHz; σ = 0.921 S/m; ε_r = 41.553; ρ = 1000 kg/m^3 ;
Phantom section: Flat Section

DASY5 Configuration:

- Probe: EX3DV4 - SN7522; ConvF(9.46, 9.46, 9.46) @836.5 MHz;
- Sensor-Surface: 1.4mm (Mechanical Surface Detection)
- Electronics: DAE4 SN1562;Calibrated: 11/6/2018
- Phantom: SAM-Twin V8.0 P1aP2a; Type: QD 000 P41 AA; Serial: 1962
- Measurement SW: DASY52, Version 52.10 (2) ;

Area Scan (71x91x1): Interpolated grid: dx=1.500 mm, dy=1.500 mm
Maximum value of SAR (interpolated) = 0.0369 W/kg

Zoom Scan (5x5x7)/Cube 0: Measurement grid: dx=8mm, dy=8mm, dz=5mm
Reference Value = 5.389 V/m; Power Drift = 0.11 dB
Peak SAR (extrapolated) = 0.126 W/kg
SAR(1 g) = 0.039 W/kg; SAR(10 g) = 0.025 W/kg
Maximum value of SAR (measured) = 0.0409 W/kg

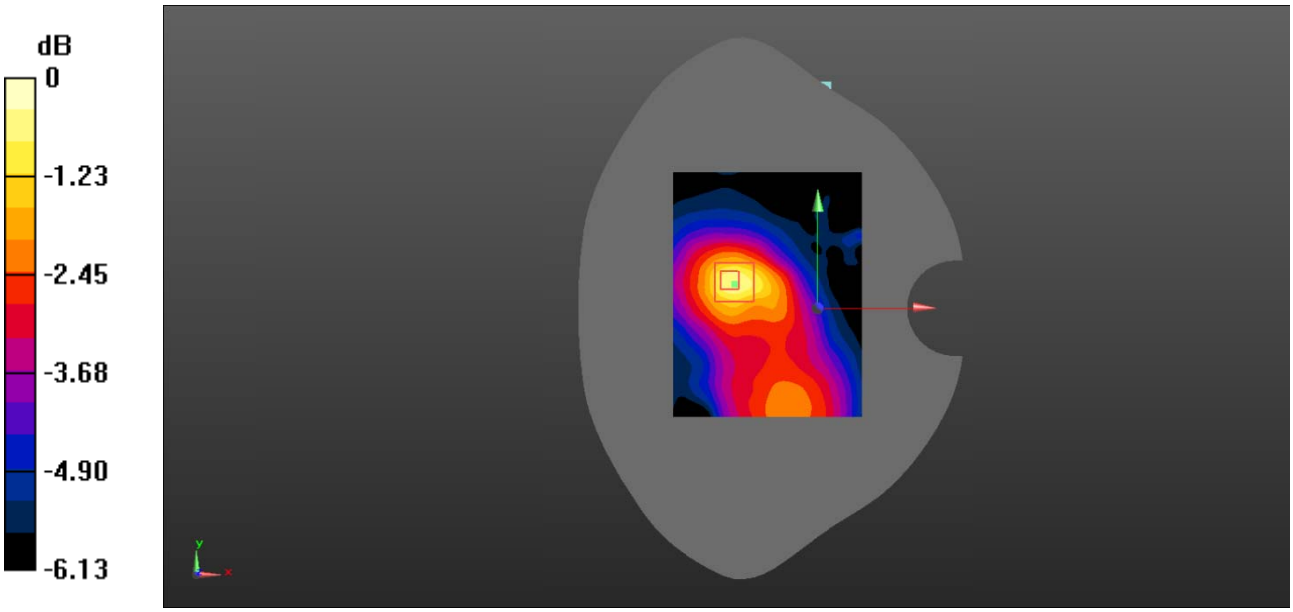

0 dB = 0.0409 W/kg = -13.88 dBW/kg

Test Plot 83#: LTE Band 5_Body Back_50%RB_Middle

DUT: Mobile phone; Type: CC6; Serial: 19081300202;

Communication System: Generic FDD-LTE; Frequency: 836.5 MHz;Duty Cycle: 1:1
Medium parameters used: f = 836.5 MHz; σ = 0.921 S/m; ε_r = 41.553; ρ = 1000 kg/m^3 ;
Phantom section: Flat Section

DASY5 Configuration:

- Probe: EX3DV4 - SN7522; ConvF(9.46, 9.46, 9.46) @836.5 MHz;
- Sensor-Surface: 1.4mm (Mechanical Surface Detection)
- Electronics: DAE4 SN1562;Calibrated: 11/6/2018
- Phantom: SAM-Twin V8.0 P1aP2a; Type: QD 000 P41 AA; Serial: 1962
- Measurement SW: DASY52, Version 52.10 (2) ;

Area Scan (71x91x1): Interpolated grid: dx=1.500 mm, dy=1.500 mm
Maximum value of SAR (interpolated) = 0.0370 W/kg

Zoom Scan (5x5x7)/Cube 0: Measurement grid: dx=8mm, dy=8mm, dz=5mm
Reference Value = 4.877 V/m; Power Drift = 0.13 dB
Peak SAR (extrapolated) = 0.0540 W/kg
SAR(1 g) = 0.030 W/kg; SAR(10 g) = 0.020 W/kg
Maximum value of SAR (measured) = 0.0302 W/kg

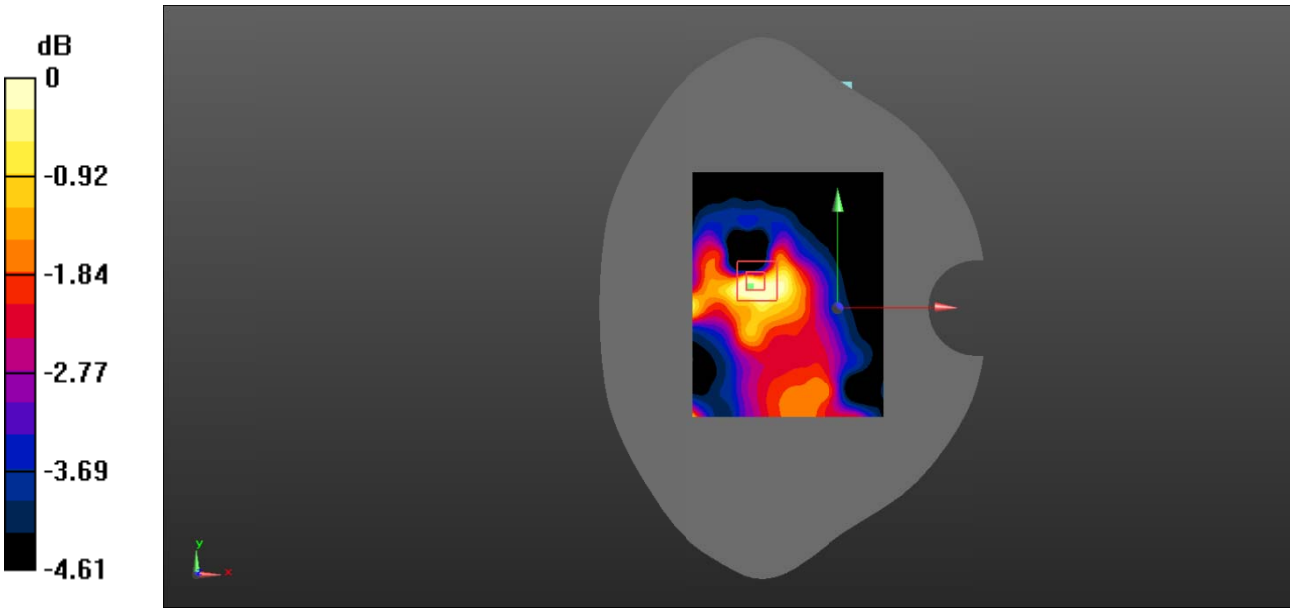

0 dB = 0.0302 W/kg = -15.20 dBW/kg

Test Plot 84#: LTE Band 5_Body Right_1RB_Middle

DUT: Mobile phone; Type: CC6; Serial: 19081300202;

Communication System: Generic FDD-LTE; Frequency: 836.5 MHz;Duty Cycle: 1:1
Medium parameters used: f = 836.5 MHz; σ = 0.921 S/m; ε_r = 41.553; ρ = 1000 kg/m^3 ;
Phantom section: Flat Section

DASY5 Configuration:

- Probe: EX3DV4 - SN7522; ConvF(9.46, 9.46, 9.46) @836.5 MHz;
- Sensor-Surface: 1.4mm (Mechanical Surface Detection)
- Electronics: DAE4 SN1562;Calibrated: 11/6/2018
- Phantom: SAM-Twin V8.0 P1aP2a; Type: QD 000 P41 AA; Serial: 1962
- Measurement SW: DASY52, Version 52.10 (2) ;

Area Scan (71x91x1): Interpolated grid: dx=1.500 mm, dy=1.500 mm
Maximum value of SAR (interpolated) = 0.0336 W/kg

Zoom Scan (5x5x7)/Cube 0: Measurement grid: dx=8mm, dy=8mm, dz=5mm
Reference Value = 4.566 V/m; Power Drift = 0.11 dB
Peak SAR (extrapolated) = 0.0400 W/kg
SAR(1 g) = 0.031 W/kg; SAR(10 g) = 0.024 W/kg
Maximum value of SAR (measured) = 0.0329 W/kg

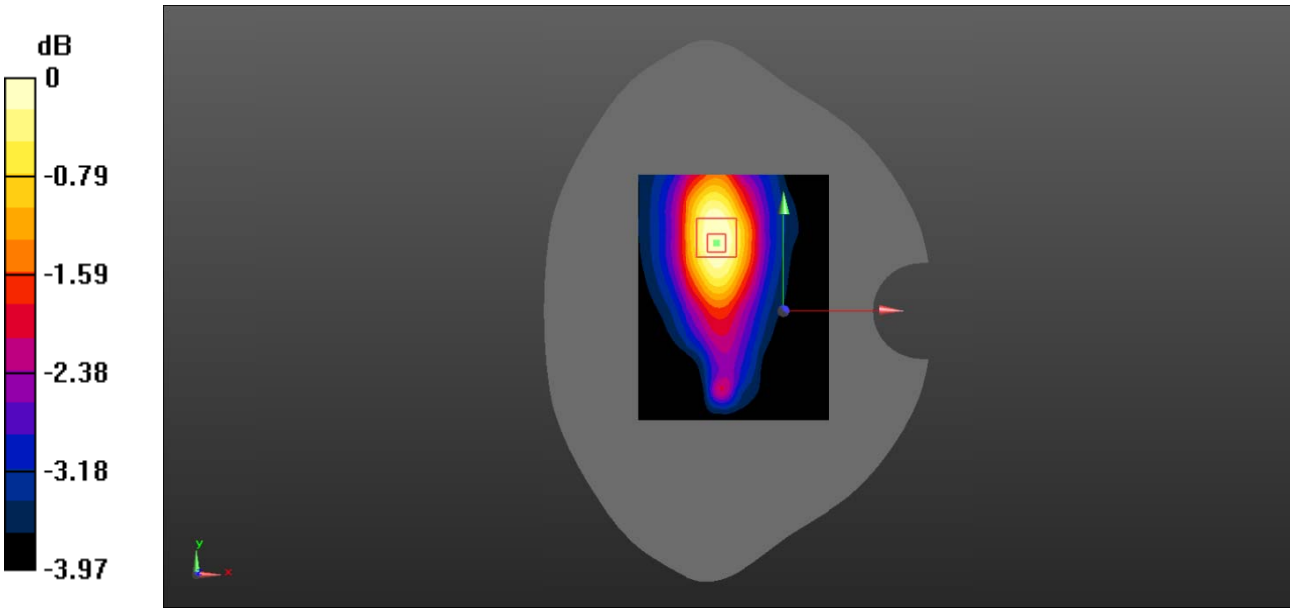

0 dB = 0.0329 W/kg = -14.83 dBW/kg

Test Plot 85#: LTE Band 5_Body Right_50%RB_Middle

DUT: Mobile phone; Type: CC6; Serial: 19081300202;

Communication System: Generic FDD-LTE; Frequency: 836.5 MHz;Duty Cycle: 1:1
Medium parameters used: f = 836.5 MHz; σ = 0.921 S/m; ε_r = 41.553; ρ = 1000 kg/m^3 ;
Phantom section: Flat Section

DASY5 Configuration:

- Probe: EX3DV4 - SN7522; ConvF(9.46, 9.46, 9.46) @836.5 MHz;
- Sensor-Surface: 1.4mm (Mechanical Surface Detection)
- Electronics: DAE4 SN1562;Calibrated: 11/6/2018
- Phantom: SAM-Twin V8.0 P1aP2a; Type: QD 000 P41 AA; Serial: 1962
- Measurement SW: DASY52, Version 52.10 (2) ;

Area Scan (71x91x1): Interpolated grid: dx=1.500 mm, dy=1.500 mm
Maximum value of SAR (interpolated) = 0.0292 W/kg

Zoom Scan (5x5x7)/Cube 0: Measurement grid: dx=8mm, dy=8mm, dz=5mm
Reference Value = 4.307 V/m; Power Drift = 0.18 dB
Peak SAR (extrapolated) = 0.0430 W/kg
SAR(1 g) = 0.028 W/kg; SAR(10 g) = 0.022 W/kg
Maximum value of SAR (measured) = 0.0286 W/kg

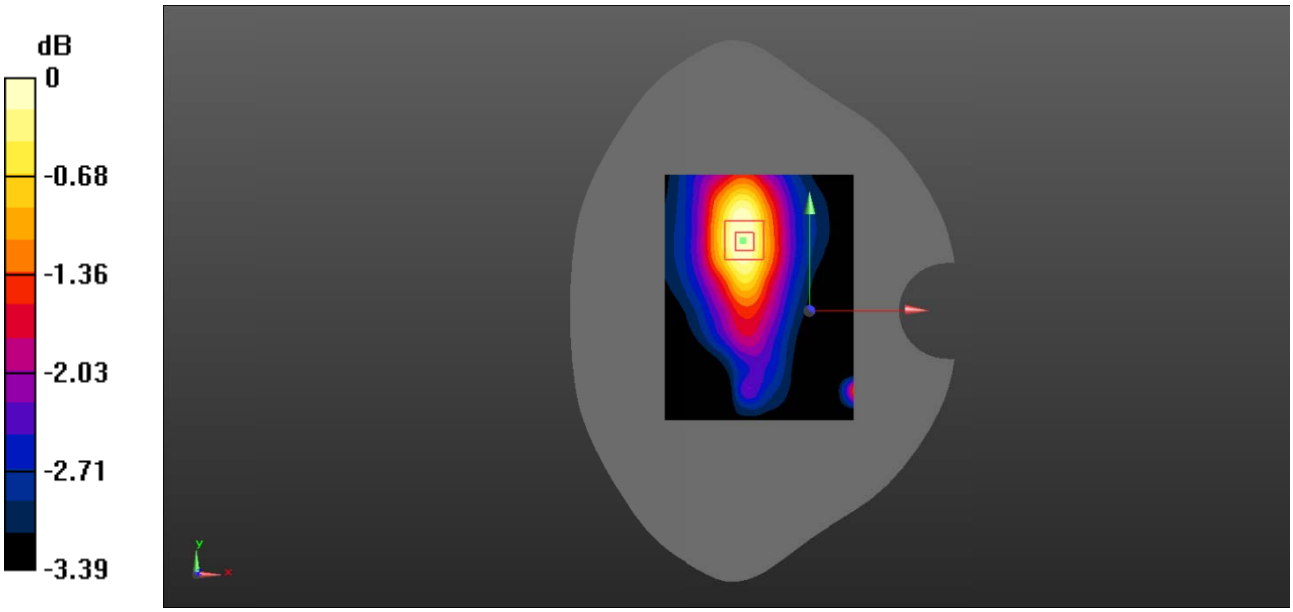

0 dB = 0.0286 W/kg = -15.44 dBW/kg

Test Plot 86#: LTE Band 5_Body Top_1RB_Middle

DUT: Mobile phone; Type: CC6; Serial: 19081300202;

Communication System: Generic FDD-LTE; Frequency: 836.5 MHz;Duty Cycle: 1:1
Medium parameters used: f = 836.5 MHz; σ = 0.921 S/m; ε_r = 41.553; ρ = 1000 kg/m^3 ;
Phantom section: Flat Section

DASY5 Configuration:

- Probe: EX3DV4 - SN7522; ConvF(9.46, 9.46, 9.46) @836.5 MHz;
- Sensor-Surface: 1.4mm (Mechanical Surface Detection)
- Electronics: DAE4 SN1562;Calibrated: 11/6/2018
- Phantom: SAM-Twin V8.0 P1aP2a; Type: QD 000 P41 AA; Serial: 1962
- Measurement SW: DASY52, Version 52.10 (2) ;

Area Scan (71x91x1): Interpolated grid: dx=1.500 mm, dy=1.500 mm
Maximum value of SAR (interpolated) = 0.0419 W/kg

Zoom Scan (5x5x7)/Cube 0: Measurement grid: dx=8mm, dy=8mm, dz=5mm
Reference Value = 4.883 V/m; Power Drift = 0.03 dB
Peak SAR (extrapolated) = 0.0750 W/kg
SAR(1 g) = 0.037 W/kg; SAR(10 g) = 0.025 W/kg
Maximum value of SAR (measured) = 0.0383 W/kg

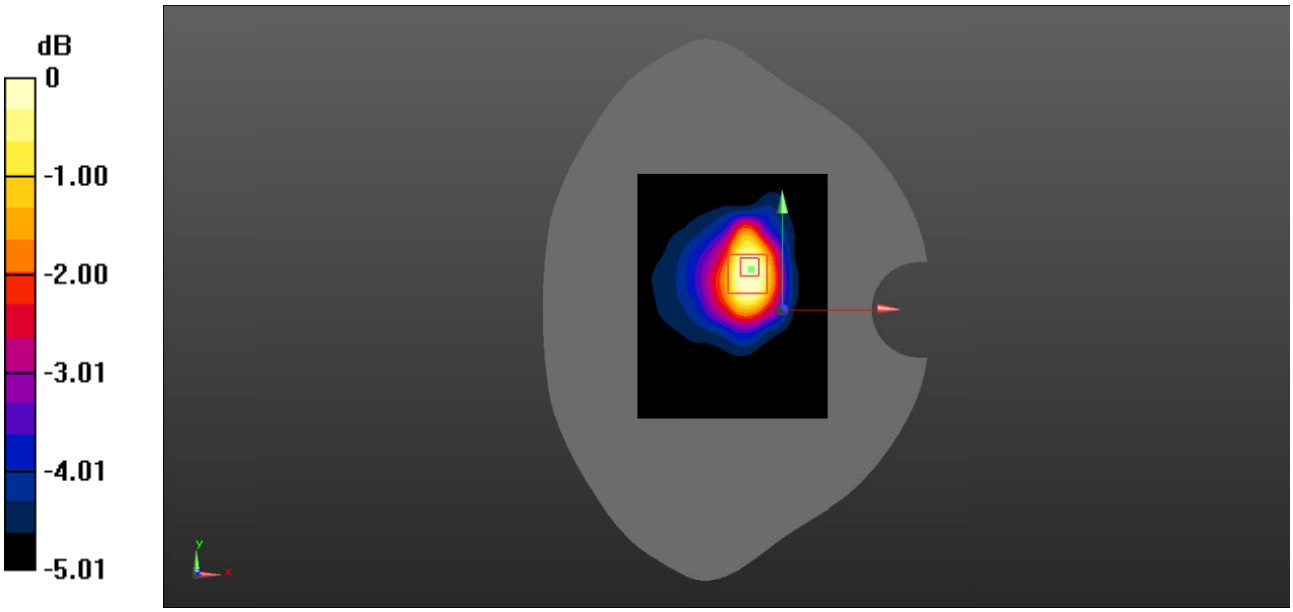

0 dB = 0.0383 W/kg = -14.17 dBW/kg

Test Plot 87#: LTE Band 5_Body Top_50%RB_Middle

DUT: Mobile phone; Type: CC6; Serial: 19081300202;

Communication System: Generic FDD-LTE; Frequency: 836.5 MHz;Duty Cycle: 1:1
Medium parameters used: f = 836.5 MHz; σ = 0.921 S/m; ε_r = 41.553; ρ = 1000 kg/m^3 ;
Phantom section: Flat Section

DASY5 Configuration:

- Probe: EX3DV4 - SN7522; ConvF(9.46, 9.46, 9.46) @836.5 MHz;
- Sensor-Surface: 1.4mm (Mechanical Surface Detection)
- Electronics: DAE4 SN1562;Calibrated: 11/6/2018
- Phantom: SAM-Twin V8.0 P1aP2a; Type: QD 000 P41 AA; Serial: 1962
- Measurement SW: DASY52, Version 52.10 (2) ;

Area Scan (71x91x1): Interpolated grid: dx=1.500 mm, dy=1.500 mm
Maximum value of SAR (interpolated) = 0.0344 W/kg

Zoom Scan (5x5x7)/Cube 0: Measurement grid: dx=8mm, dy=8mm, dz=5mm
Reference Value = 4.934 V/m; Power Drift = 0.15 dB
Peak SAR (extrapolated) = 0.0710 W/kg
SAR(1 g) = 0.032 W/kg; SAR(10 g) = 0.022 W/kg
Maximum value of SAR (measured) = 0.0329 W/kg

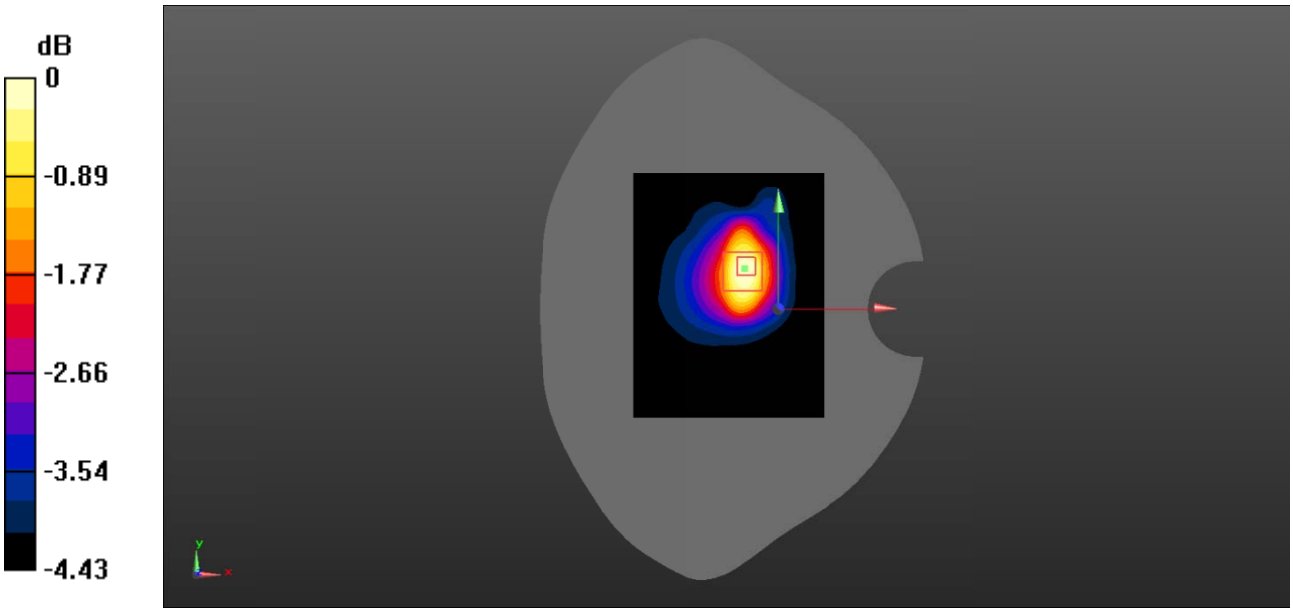

0 dB = 0.0329 W/kg = -14.83 dBW/kg

Test Plot 88#: LTE Band 7_Head Left Cheek_1RB_Middle

DUT: Mobile phone; Type: CC6; Serial: 19081300202;

Communication System: Generic FDD-LTE; Frequency: 2535 MHz;Duty Cycle: 1:1
Medium parameters used: f = 2535 MHz; σ = 1.906 S/m; ε_r = 39.532; ρ = 1000 kg/m^3 ;
Phantom section: Left Section

DASY5 Configuration:

- Probe: EX3DV4 - SN7522; ConvF(6.79, 6.79, 6.79) @2535 MHz;
- Sensor-Surface: 1.4mm (Mechanical Surface Detection)
- Electronics: DAE4 SN1562;Calibrated: 11/6/2018
- Phantom: SAM-Twin V8.0 P1aP2a; Type: QD 000 P41 AA; Serial: 1962
- Measurement SW: DASY52, Version 52.10 (2) ;

Area Scan (71x91x1): Interpolated grid: dx=1.500 mm, dy=1.500 mm
Maximum value of SAR (interpolated) = 0.530 W/kg

Zoom Scan (7x7x7)/Cube 0: Measurement grid: dx=5mm, dy=5mm, dz=5mm
Reference Value = 6.694 V/m; Power Drift = -0.17 dB
Peak SAR (extrapolated) = 0.949 W/kg
SAR(1 g) = 0.436 W/kg; SAR(10 g) = 0.200 W/kg
Maximum value of SAR (measured) = 0.508 W/kg

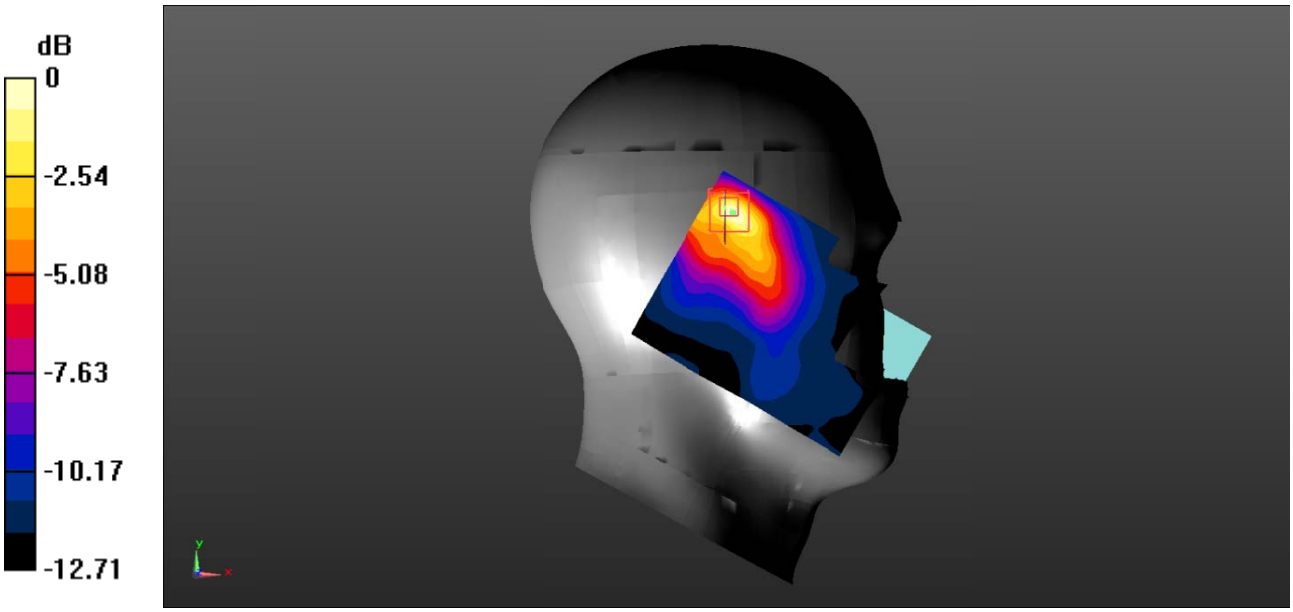

0 dB = 0.508 W/kg = -2.94 dBW/kg

Test Plot 89#: LTE Band 7_Head Left Cheek_50%RB_Middle

DUT: Mobile phone; Type: CC6; Serial: 19081300202;

Communication System: Generic FDD-LTE; Frequency: 2535 MHz;Duty Cycle: 1:1
Medium parameters used: f = 2535 MHz; σ = 1.906 S/m; ε_r = 39.532; ρ = 1000 kg/m^3 ;
Phantom section: Left Section

DASY5 Configuration:

- Probe: EX3DV4 - SN7522; ConvF(6.79, 6.79, 6.79) @2535 MHz;
- Sensor-Surface: 1.4mm (Mechanical Surface Detection)
- Electronics: DAE4 SN1562;Calibrated: 11/6/2018
- Phantom: SAM-Twin V8.0 P1aP2a; Type: QD 000 P41 AA; Serial: 1962
- Measurement SW: DASY52, Version 52.10 (2) ;

Area Scan (71x91x1): Interpolated grid: dx=1.500 mm, dy=1.500 mm
Maximum value of SAR (interpolated) = 0.347 W/kg

Zoom Scan (7x7x7)/Cube 0: Measurement grid: dx=5mm, dy=5mm, dz=5mm
Reference Value = 5.220 V/m; Power Drift = 0.18 dB
Peak SAR (extrapolated) = 0.565 W/kg
SAR(1 g) = 0.271 W/kg; SAR(10 g) = 0.132 W/kg
Maximum value of SAR (measured) = 0.307 W/kg

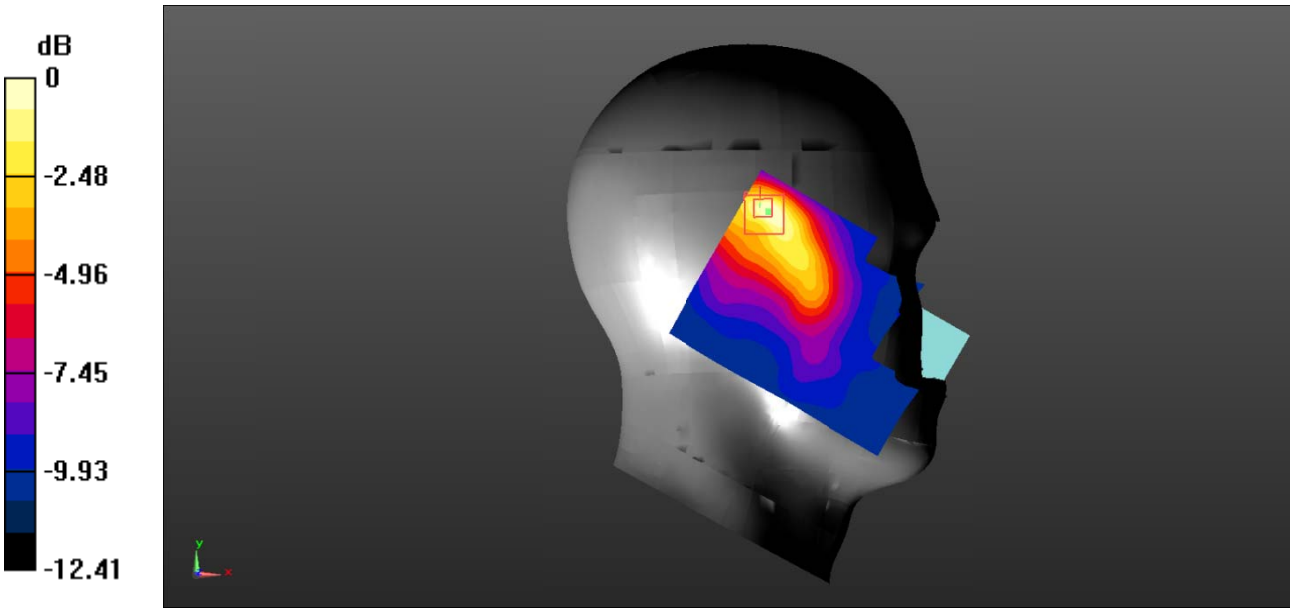

0 dB = 0.307 W/kg = -5.13 dBW/kg

Test Plot 90#: LTE Band 7_Head Left Tilt_1RB_Middle

DUT: Mobile phone; Type: CC6; Serial: 19081300202;

Communication System: Generic FDD-LTE; Frequency: 2535 MHz;Duty Cycle: 1:1
Medium parameters used: f = 2535 MHz; σ = 1.906 S/m; ε_r = 39.532; ρ = 1000 kg/m^3 ;
Phantom section: Left Section

DASY5 Configuration:

- Probe: EX3DV4 - SN7522; ConvF(6.79, 6.79, 6.79) @2535 MHz;
- Sensor-Surface: 1.4mm (Mechanical Surface Detection)
- Electronics: DAE4 SN1562;Calibrated: 11/6/2018
- Phantom: SAM-Twin V8.0 P1aP2a; Type: QD 000 P41 AA; Serial: 1962
- Measurement SW: DASY52, Version 52.10 (2) ;

Area Scan (71x91x1): Interpolated grid: dx=1.500 mm, dy=1.500 mm
Maximum value of SAR (interpolated) = 0.361 W/kg

Zoom Scan (7x7x7)/Cube 0: Measurement grid: dx=5mm, dy=5mm, dz=5mm
Reference Value = 4.204 V/m; Power Drift = 0.04 dB
Peak SAR (extrapolated) = 0.685 W/kg
SAR(1 g) = 0.302 W/kg; SAR(10 g) = 0.137 W/kg
Maximum value of SAR (measured) = 0.332 W/kg

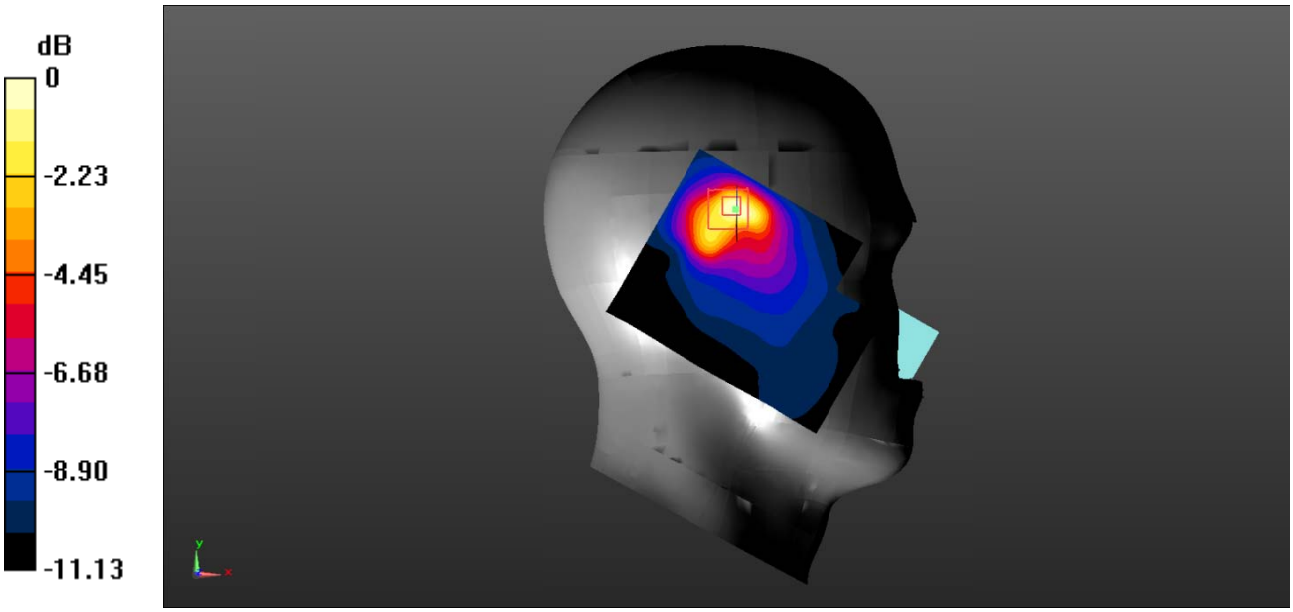

0 dB = 0.332 W/kg = -4.79 dBW/kg

Test Plot 91#: LTE Band 7_Head Left Tilt_50%RB_Middle

DUT: Mobile phone; Type: CC6; Serial: 19081300202;

Communication System: Generic FDD-LTE; Frequency: 2535 MHz;Duty Cycle: 1:1
Medium parameters used: f = 2535 MHz; σ = 1.906 S/m; ε_r = 39.532; ρ = 1000 kg/m^3 ;
Phantom section: Left Section

DASY5 Configuration:

- Probe: EX3DV4 - SN7522; ConvF(6.79, 6.79, 6.79) @2535 MHz;
- Sensor-Surface: 1.4mm (Mechanical Surface Detection)
- Electronics: DAE4 SN1562;Calibrated: 11/6/2018
- Phantom: SAM-Twin V8.0 P1aP2a; Type: QD 000 P41 AA; Serial: 1962
- Measurement SW: DASY52, Version 52.10 (2) ;

Area Scan (101x131x1): Interpolated grid: dx=1.000 mm, dy=1.000 mm
Maximum value of SAR (interpolated) = 0.347 W/kg

Zoom Scan (7x7x7)/Cube 0: Measurement grid: dx=5mm, dy=5mm, dz=5mm
Reference Value = 4.677 V/m; Power Drift = 0.02 dB
Peak SAR (extrapolated) = 0.686 W/kg
SAR(1 g) = 0.297 W/kg; SAR(10 g) = 0.134 W/kg
Maximum value of SAR (measured) = 0.351 W/kg

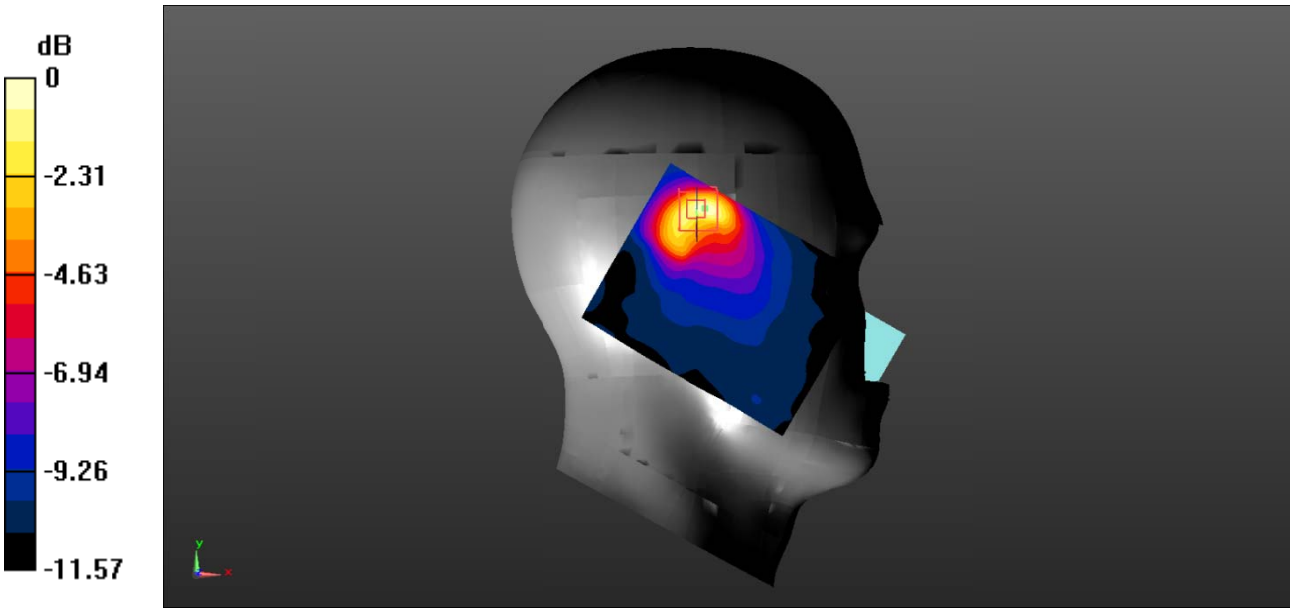

0 dB = 0.351 W/kg = -4.55 dBW/kg

Test Plot 92#: LTE Band 7_Head Right Cheek_1RB_Middle

DUT: Mobile phone; Type: CC6; Serial: 19081300202;

Communication System: Generic FDD-LTE; Frequency: 2535 MHz;Duty Cycle: 1:1
Medium parameters used: f = 2535 MHz; σ = 1.906 S/m; ε_r = 39.532; ρ = 1000 kg/m^3 ;
Phantom section: Right Section

DASY5 Configuration:

- Probe: EX3DV4 - SN7522; ConvF(6.79, 6.79, 6.79) @2535 MHz;
- Sensor-Surface: 1.4mm (Mechanical Surface Detection)
- Electronics: DAE4 SN1562;Calibrated: 11/6/2018
- Phantom: SAM-Twin V8.0 P1aP2a; Type: QD 000 P41 AA; Serial: 1962
- Measurement SW: DASY52, Version 52.10 (2) ;

Area Scan (71x91x1): Interpolated grid: dx=1.500 mm, dy=1.500 mm
Maximum value of SAR (interpolated) = 0.127 W/kg

Zoom Scan (7x7x7)/Cube 0: Measurement grid: dx=5mm, dy=5mm, dz=5mm
Reference Value = 4.654 V/m; Power Drift = 0.05 dB
Peak SAR (extrapolated) = 0.699 W/kg
SAR(1 g) = 0.145 W/kg; SAR(10 g) = 0.049 W/kg
Maximum value of SAR (measured) = 0.114 W/kg

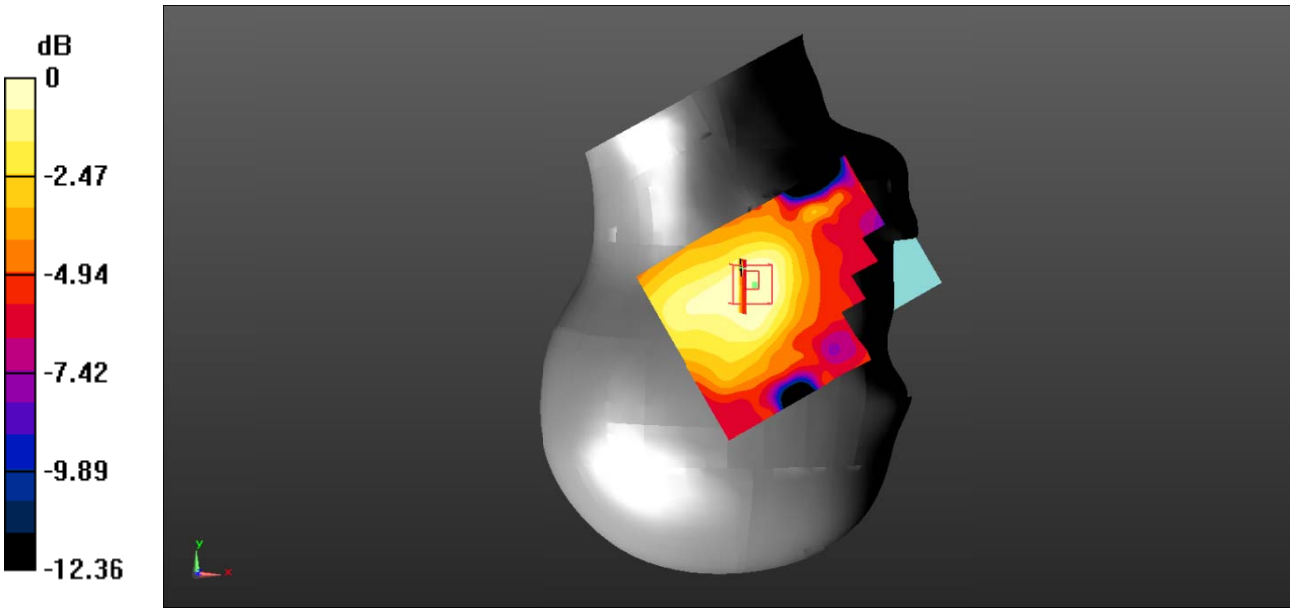

0 dB = 0.114 W/kg = -9.43 dBW/kg

Test Plot 93#: LTE Band 7_Head Right Cheek_50%RB_Middle

DUT: Mobile phone; Type: CC6; Serial: 19081300202;

Communication System: Generic FDD-LTE; Frequency: 2535 MHz;Duty Cycle: 1:1
Medium parameters used: f = 2535 MHz; σ = 1.906 S/m; ε_r = 39.532; ρ = 1000 kg/m^3 ;
Phantom section: Right Section

DASY5 Configuration:

- Probe: EX3DV4 - SN7522; ConvF(6.79, 6.79, 6.79) @2535 MHz;
- Sensor-Surface: 1.4mm (Mechanical Surface Detection)
- Electronics: DAE4 SN1562;Calibrated: 11/6/2018
- Phantom: SAM-Twin V8.0 P1aP2a; Type: QD 000 P41 AA; Serial: 1962
- Measurement SW: DASY52, Version 52.10 (2) ;

Area Scan (71x91x1): Interpolated grid: dx=1.500 mm, dy=1.500 mm
Maximum value of SAR (interpolated) = 0.110 W/kg

Zoom Scan (7x7x7)/Cube 0: Measurement grid: dx=5mm, dy=5mm, dz=5mm
Reference Value = 4.306 V/m; Power Drift = 0.11 dB
Peak SAR (extrapolated) = 0.153 W/kg
SAR(1 g) = 0.089 W/kg; SAR(10 g) = 0.060 W/kg
Maximum value of SAR (measured) = 0.130 W/kg

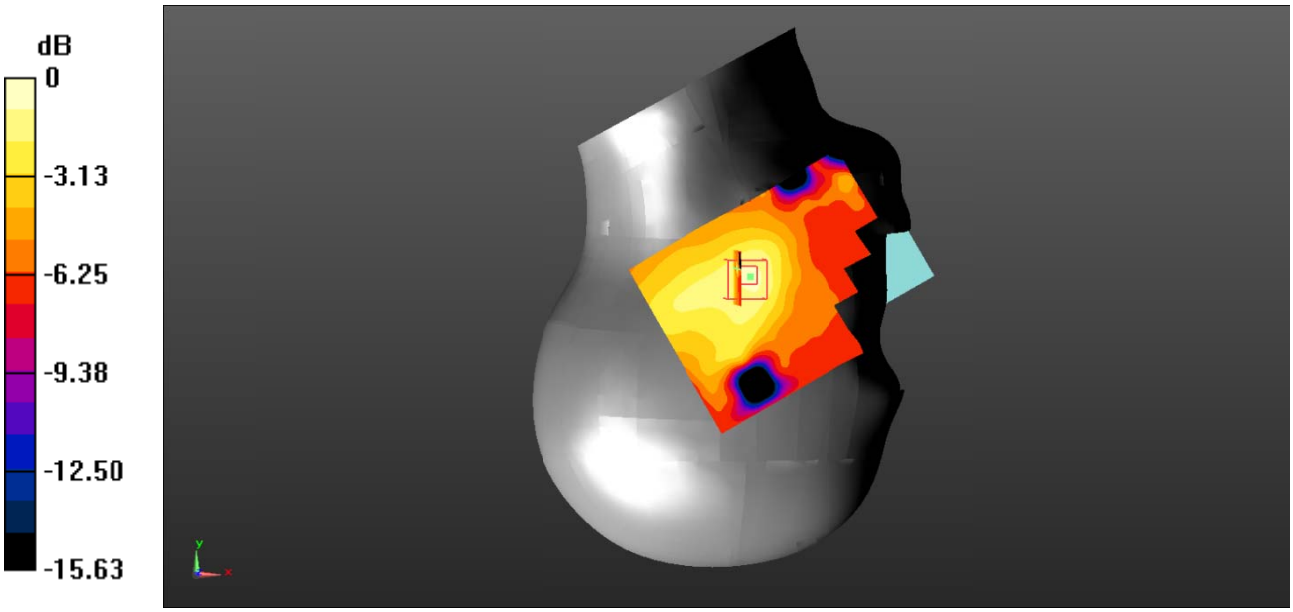

0 dB = 0.130 W/kg = -8.86 dBW/kg

Test Plot 94#: LTE Band 7_Head Right Tilt_1RB_Middle

DUT: Mobile phone; Type: CC6; Serial: 19081300202;

Communication System: Generic FDD-LTE; Frequency: 2535 MHz;Duty Cycle: 1:1
Medium parameters used: f = 2535 MHz; σ = 1.906 S/m; ε_r = 39.532; ρ = 1000 kg/m^3 ;
Phantom section: Right Section

DASY5 Configuration:

- Probe: EX3DV4 - SN7522; ConvF(6.79, 6.79, 6.79) @2535 MHz;
- Sensor-Surface: 1.4mm (Mechanical Surface Detection)
- Electronics: DAE4 SN1562;Calibrated: 11/6/2018
- Phantom: SAM-Twin V8.0 P1aP2a; Type: QD 000 P41 AA; Serial: 1962
- Measurement SW: DASY52, Version 52.10 (2) ;

Area Scan (71x91x1): Interpolated grid: dx=1.500 mm, dy=1.500 mm
Maximum value of SAR (interpolated) = 0.0922 W/kg

Zoom Scan (7x7x7)/Cube 0: Measurement grid: dx=5mm, dy=5mm, dz=5mm
Reference Value = 4.774 V/m; Power Drift = 0.10 dB
Peak SAR (extrapolated) = 0.269 W/kg
SAR(1 g) = 0.106 W/kg; SAR(10 g) = 0.063 W/kg
Maximum value of SAR (measured) = 0.108 W/kg

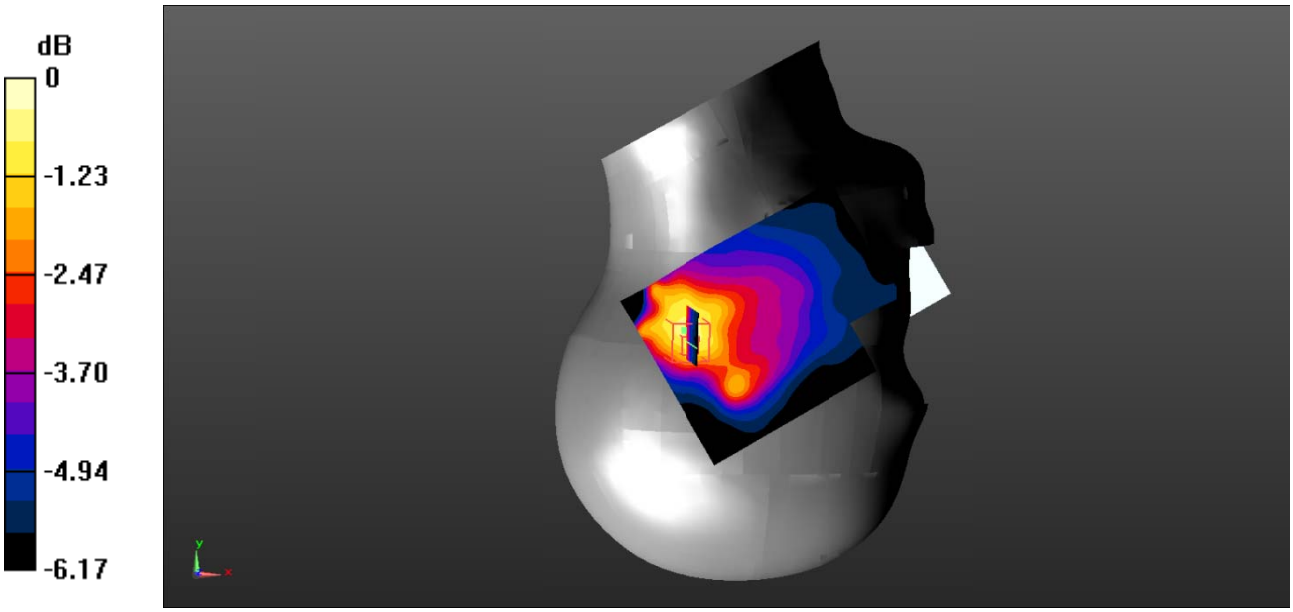

0 dB = 0.108 W/kg = -9.67 dBW/kg

Test Plot 95#: LTE Band 7_Head Right Tilt_50%RB_Middle

DUT: Mobile phone; Type: CC6; Serial: 19081300202;

Communication System: Generic FDD-LTE; Frequency: 2535 MHz;Duty Cycle: 1:1
Medium parameters used: f = 2535 MHz; σ = 1.906 S/m; ε_r = 39.532; ρ = 1000 kg/m^3 ;
Phantom section: Right Section

DASY5 Configuration:

- Probe: EX3DV4 - SN7522; ConvF(6.79, 6.79, 6.79) @2535 MHz;
- Sensor-Surface: 1.4mm (Mechanical Surface Detection)
- Electronics: DAE4 SN1562;Calibrated: 11/6/2018
- Phantom: SAM-Twin V8.0 P1aP2a; Type: QD 000 P41 AA; Serial: 1962
- Measurement SW: DASY52, Version 52.10 (2) ;

Area Scan (71x91x1): Interpolated grid: dx=1.500 mm, dy=1.500 mm
Maximum value of SAR (interpolated) = 0.0844 W/kg

Zoom Scan (7x7x7)/Cube 0: Measurement grid: dx=5mm, dy=5mm, dz=5mm
Reference Value = 4.093 V/m; Power Drift = 0.03 dB
Peak SAR (extrapolated) = 0.192 W/kg
SAR(1 g) = 0.093 W/kg; SAR(10 g) = 0.056 W/kg
Maximum value of SAR (measured) = 0.0967 W/kg

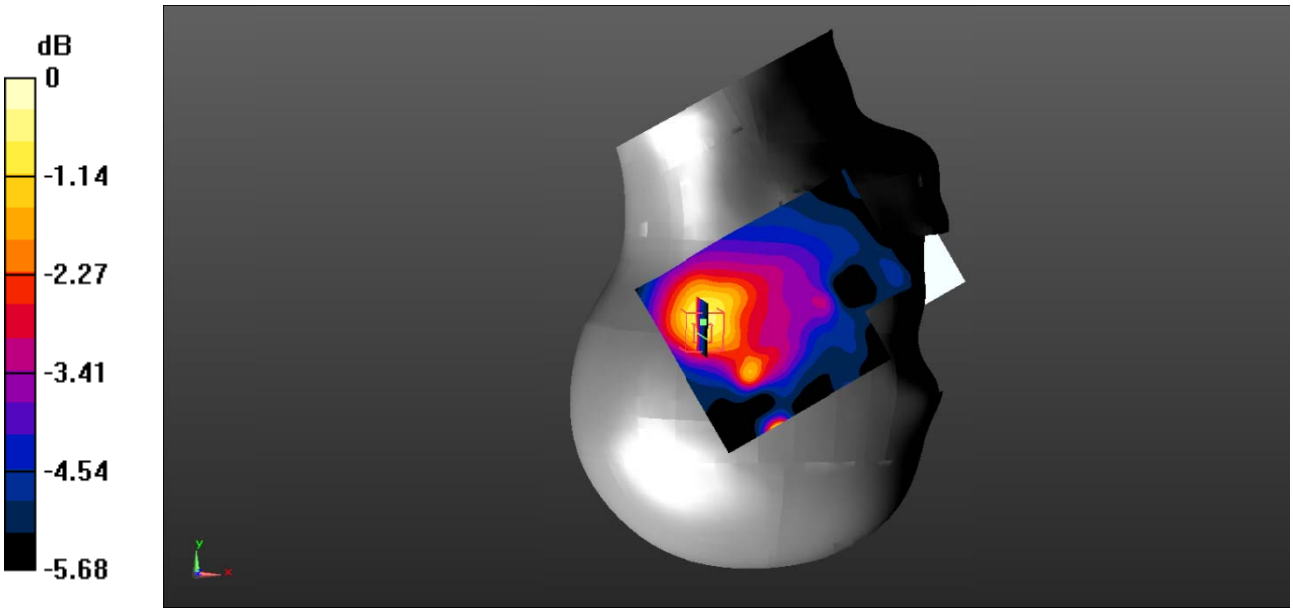

0 dB = 0.0967 W/kg = -10.15 dBW/kg

Test Plot 96#: LTE Band 7_Body Back_1RB_Middle

DUT: Mobile phone; Type: CC6; Serial: 19081300202;

Communication System: Generic FDD-LTE; Frequency: 2535 MHz;Duty Cycle: 1:1
Medium parameters used: f = 2535 MHz; σ = 1.906 S/m; ε_r = 39.532; ρ = 1000 kg/m^3 ;
Phantom section: Flat Section

DASY5 Configuration:

- Probe: EX3DV4 - SN7522; ConvF(6.79, 6.79, 6.79) @2535 MHz;
- Sensor-Surface: 1.4mm (Mechanical Surface Detection)
- Electronics: DAE4 SN1562;Calibrated: 11/6/2018
- Phantom: SAM-Twin V8.0 P1aP2a; Type: QD 000 P41 AA; Serial: 1962
- Measurement SW: DASY52, Version 52.10 (2) ;

Area Scan (71x91x1): Interpolated grid: dx=1.500 mm, dy=1.500 mm
Maximum value of SAR (interpolated) = 0.247 W/kg

Zoom Scan (7x7x7)/Cube 0: Measurement grid: dx=5mm, dy=5mm, dz=5mm
Reference Value = 3.572 V/m; Power Drift = 0.19 dB
Peak SAR (extrapolated) = 0.517 W/kg
SAR(1 g) = 0.232 W/kg; SAR(10 g) = 0.119 W/kg
Maximum value of SAR (measured) = 0.259 W/kg

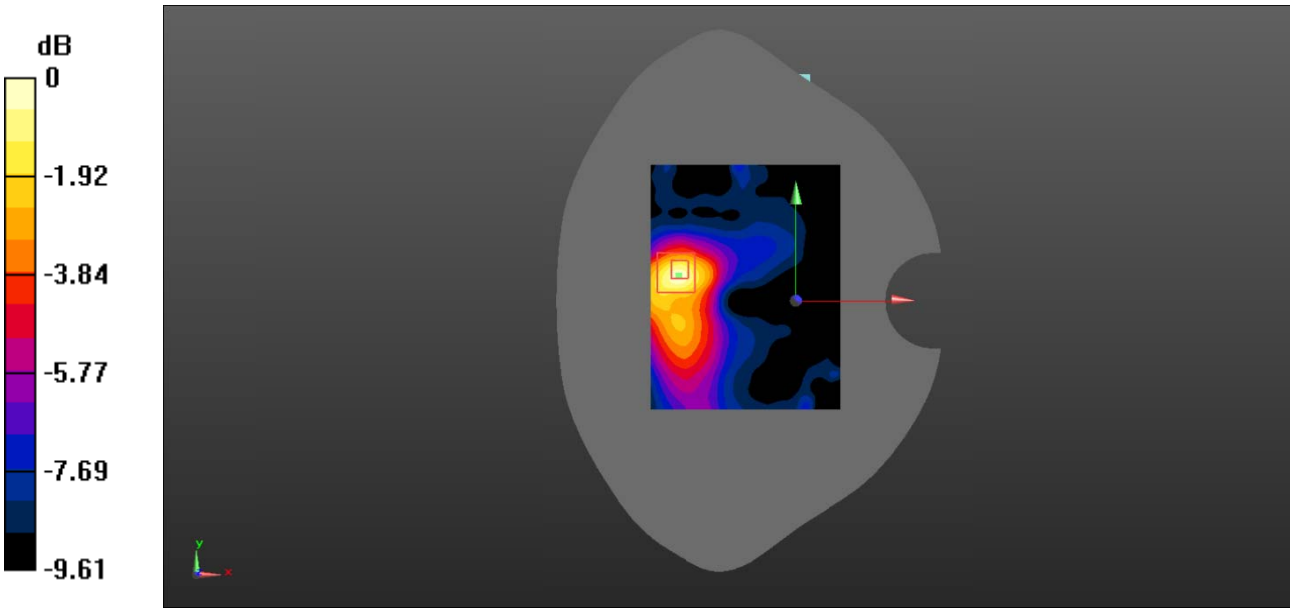

0 dB = 0.259 W/kg = -5.87 dBW/kg

Test Plot 97#: LTE Band 7_Body Back_50%RB_Middle

DUT: Mobile phone; Type: CC6; Serial: 19081300202;

Communication System: Generic FDD-LTE; Frequency: 2535 MHz;Duty Cycle: 1:1
Medium parameters used: f = 2535 MHz; σ = 1.906 S/m; ε_r = 39.532; ρ = 1000 kg/m^3 ;
Phantom section: Flat Section

DASY5 Configuration:

- Probe: EX3DV4 - SN7522; ConvF(6.79, 6.79, 6.79) @2535 MHz;
- Sensor-Surface: 1.4mm (Mechanical Surface Detection)
- Electronics: DAE4 SN1562;Calibrated: 11/6/2018
- Phantom: SAM-Twin V8.0 P1aP2a; Type: QD 000 P41 AA; Serial: 1962
- Measurement SW: DASY52, Version 52.10 (2) ;

Area Scan (71x91x1): Interpolated grid: dx=1.500 mm, dy=1.500 mm
Maximum value of SAR (interpolated) = 0.198 W/kg

Zoom Scan (7x7x7)/Cube 0: Measurement grid: dx=5mm, dy=5mm, dz=5mm
Reference Value = 3.812 V/m; Power Drift = 0.13 dB
Peak SAR (extrapolated) = 0.385 W/kg
SAR(1 g) = 0.186 W/kg; SAR(10 g) = 0.098 W/kg
Maximum value of SAR (measured) = 0.208 W/kg

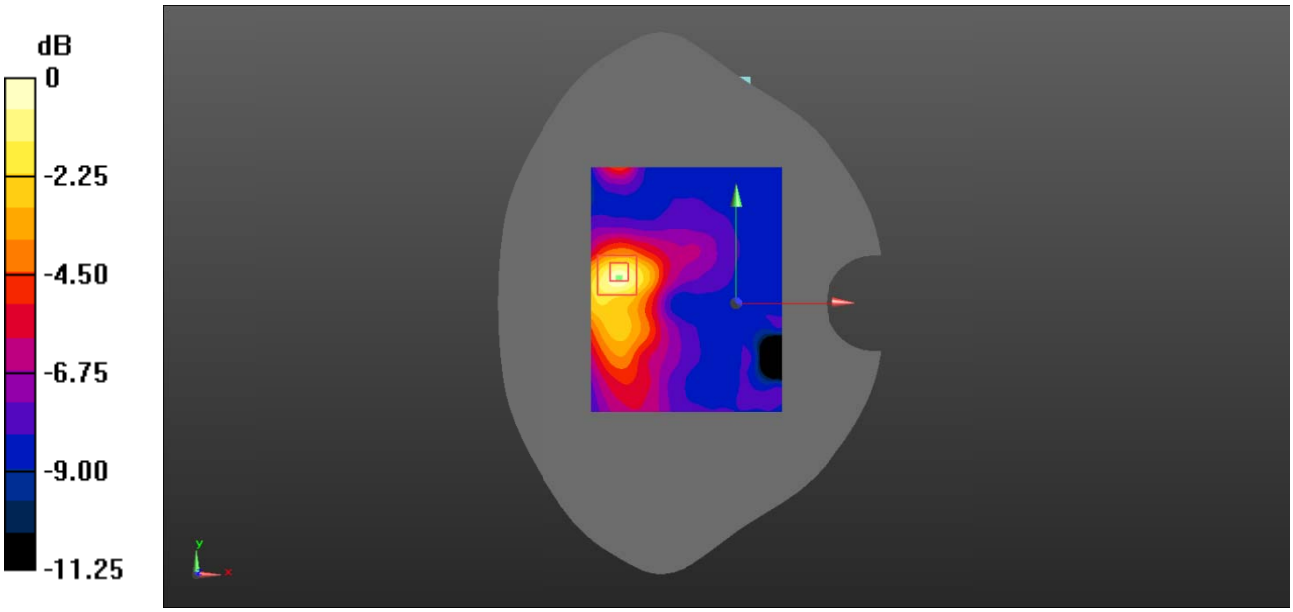

0 dB = 0.208 W/kg = -6.82 dBW/kg

Test Plot 98#: LTE Band 7_Body Right_1RB_Middle

DUT: Mobile phone; Type: CC6; Serial: 19081300202;

Communication System: Generic FDD-LTE; Frequency: 2535 MHz;Duty Cycle: 1:1
Medium parameters used: f = 2535 MHz; σ = 1.906 S/m; ε_r = 39.532; ρ = 1000 kg/m^3 ;
Phantom section: Flat Section

DASY5 Configuration:

- Probe: EX3DV4 - SN7522; ConvF(6.79, 6.79, 6.79) @2535 MHz;
- Sensor-Surface: 1.4mm (Mechanical Surface Detection)
- Electronics: DAE4 SN1562;Calibrated: 11/6/2018
- Phantom: SAM-Twin V8.0 P1aP2a; Type: QD 000 P41 AA; Serial: 1962
- Measurement SW: DASY52, Version 52.10 (2) ;

Area Scan (71x91x1): Interpolated grid: dx=1.500 mm, dy=1.500 mm
Maximum value of SAR (interpolated) = 0.193 W/kg

Zoom Scan (7x7x7)/Cube 0: Measurement grid: dx=5mm, dy=5mm, dz=5mm
Reference Value = 4.142 V/m; Power Drift = 0.12 dB
Peak SAR (extrapolated) = 0.339 W/kg
SAR(1 g) = 0.182 W/kg; SAR(10 g) = 0.100 W/kg
Maximum value of SAR (measured) = 0.198 W/kg

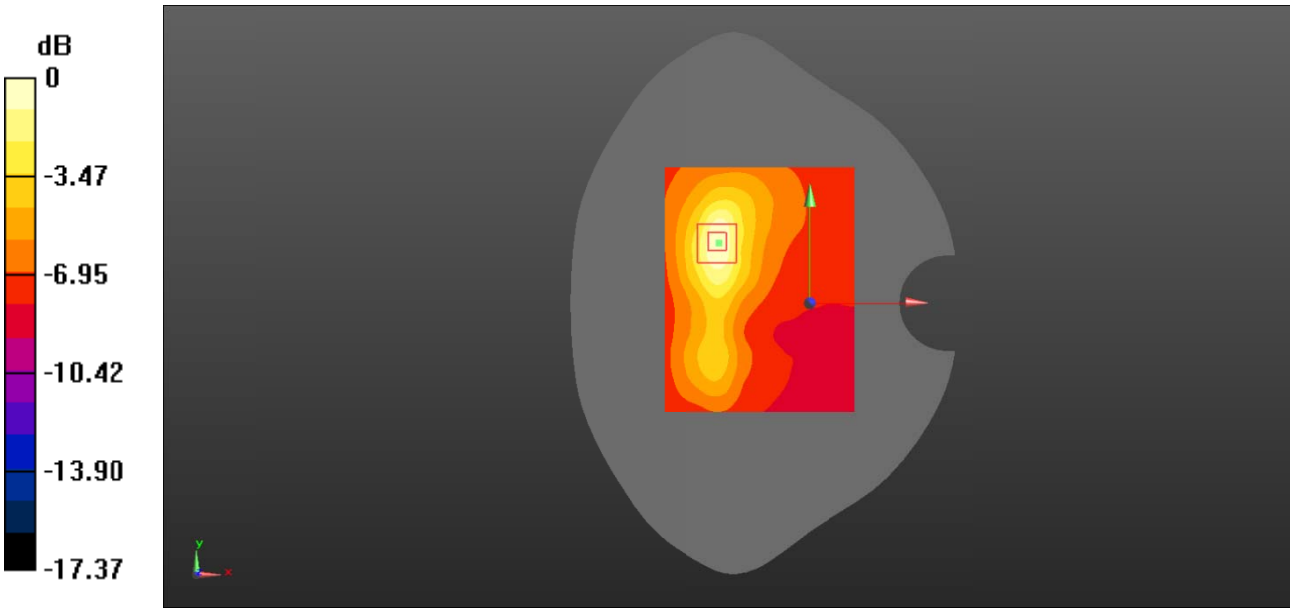

0 dB = 0.198 W/kg = -7.03 dBW/kg

Test Plot 99#: LTE Band 7_Body Right_50%RB_Middle

DUT: Mobile phone; Type: CC6; Serial: 19081300202;

Communication System: Generic FDD-LTE; Frequency: 2535 MHz;Duty Cycle: 1:1
Medium parameters used: f = 2535 MHz; σ = 1.906 S/m; ε_r = 39.532; ρ = 1000 kg/m^3 ;
Phantom section: Flat Section

DASY5 Configuration:

- Probe: EX3DV4 - SN7522; ConvF(6.79, 6.79, 6.79) @2535 MHz;
- Sensor-Surface: 1.4mm (Mechanical Surface Detection)
- Electronics: DAE4 SN1562;Calibrated: 11/6/2018
- Phantom: SAM-Twin V8.0 P1aP2a; Type: QD 000 P41 AA; Serial: 1962
- Measurement SW: DASY52, Version 52.10 (2) ;

Area Scan (71x91x1): Interpolated grid: dx=1.500 mm, dy=1.500 mm
Maximum value of SAR (interpolated) = 0.154 W/kg

Zoom Scan (7x7x7)/Cube 0: Measurement grid: dx=5mm, dy=5mm, dz=5mm
Reference Value = 4.218 V/m; Power Drift = 0.10 dB
Peak SAR (extrapolated) = 0.319 W/kg
SAR(1 g) = 0.145 W/kg; SAR(10 g) = 0.085 W/kg
Maximum value of SAR (measured) = 0.156 W/kg

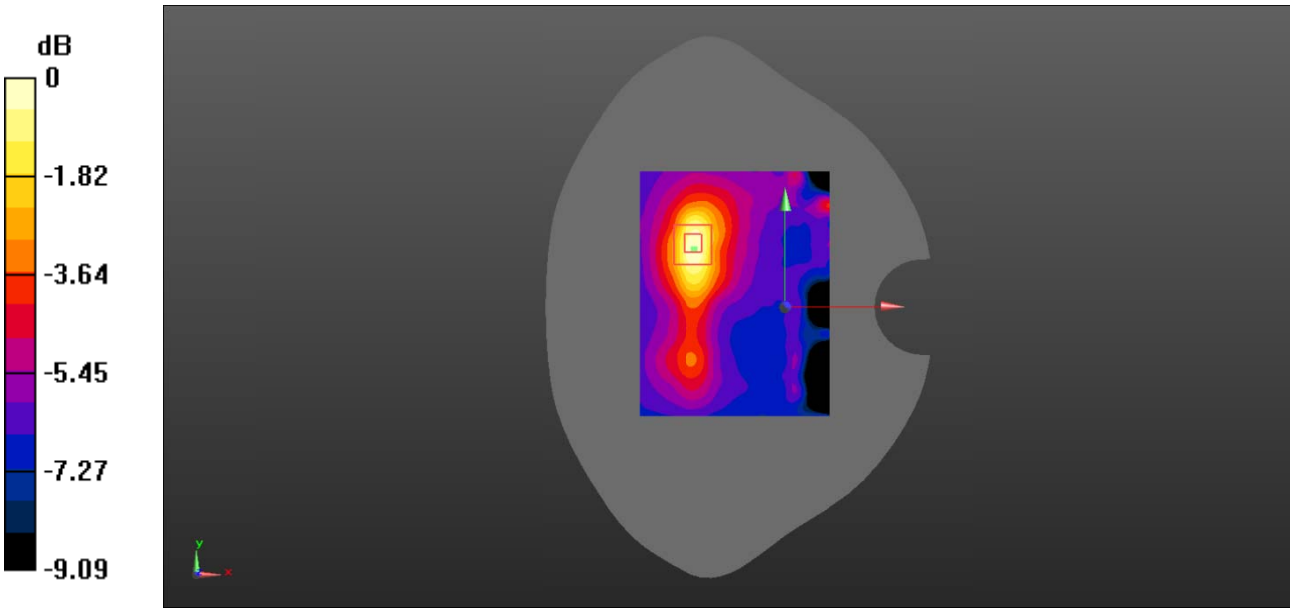

0 dB = 0.156 W/kg = -8.07 dBW/kg

Test Plot 100#: LTE Band 7_Body Top_1RB_Middle

DUT: Mobile phone; Type: CC6; Serial: 19081300202;

Communication System: Generic FDD-LTE; Frequency: 2535 MHz;Duty Cycle: 1:1
Medium parameters used: f = 2535 MHz; σ = 1.906 S/m; ε_r = 39.532; ρ = 1000 kg/m^3 ;
Phantom section: Flat Section

DASY5 Configuration:

- Probe: EX3DV4 - SN7522; ConvF(6.79, 6.79, 6.79) @2535 MHz;
- Sensor-Surface: 1.4mm (Mechanical Surface Detection)
- Electronics: DAE4 SN1562;Calibrated: 11/6/2018
- Phantom: SAM-Twin V8.0 P1aP2a; Type: QD 000 P41 AA; Serial: 1962
- Measurement SW: DASY52, Version 52.10 (2) ;

Area Scan (71x91x1): Interpolated grid: dx=1.500 mm, dy=1.500 mm
Maximum value of SAR (interpolated) = 0.0635 W/kg

Zoom Scan (7x7x7)/Cube 0: Measurement grid: dx=5mm, dy=5mm, dz=5mm
Reference Value = 4.594 V/m; Power Drift = 0.10 dB
Peak SAR (extrapolated) = 0.200 W/kg
SAR(1 g) = 0.066 W/kg; SAR(10 g) = 0.045 W/kg
Maximum value of SAR (measured) = 0.0691 W/kg

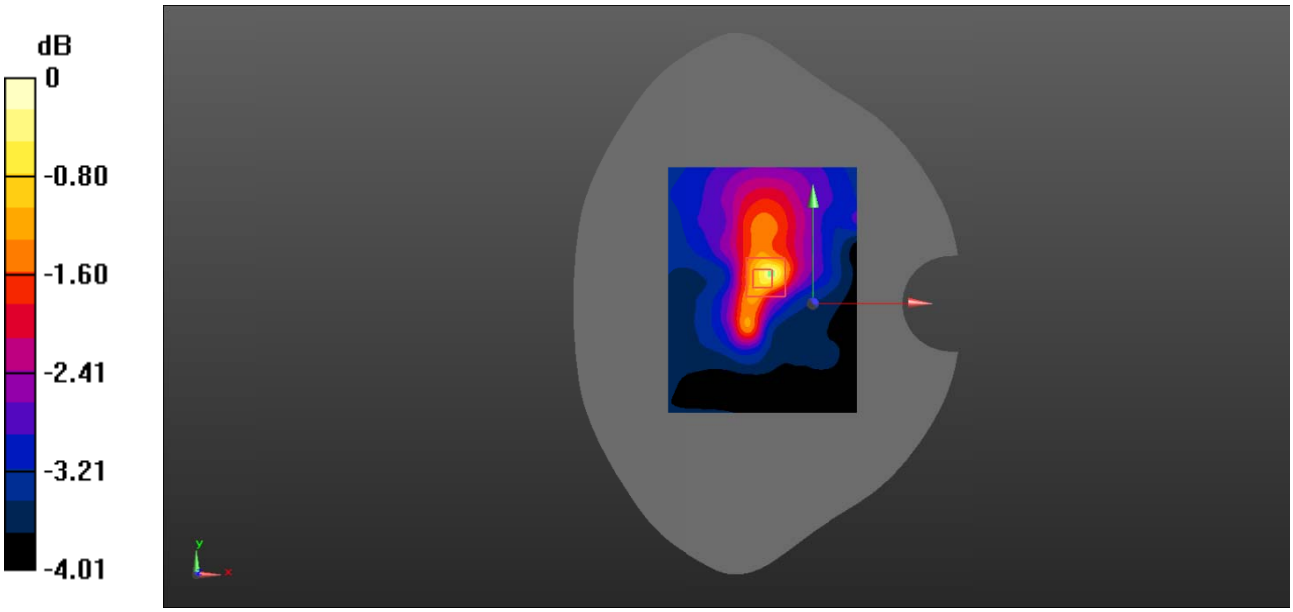

0 dB = 0.0691 W/kg = -11.61 dBW/kg

Test Plot 101#: LTE Band 7_Body Top_50%RB_Middle

DUT: Mobile phone; Type: CC6; Serial: 19081300202;

Communication System: Generic FDD-LTE; Frequency: 2535 MHz;Duty Cycle: 1:1
Medium parameters used: f = 2535 MHz; σ = 1.906 S/m; ε_r = 39.532; ρ = 1000 kg/m^3 ;
Phantom section: Flat Section

DASY5 Configuration:

- Probe: EX3DV4 - SN7522; ConvF(6.79, 6.79, 6.79) @2535 MHz;
- Sensor-Surface: 1.4mm (Mechanical Surface Detection)
- Electronics: DAE4 SN1562;Calibrated: 11/6/2018
- Phantom: SAM-Twin V8.0 P1aP2a; Type: QD 000 P41 AA; Serial: 1962
- Measurement SW: DASY52, Version 52.10 (2) ;

Area Scan (71x91x1): Interpolated grid: dx=1.500 mm, dy=1.500 mm
Maximum value of SAR (interpolated) = 0.0588 W/kg

Zoom Scan (7x7x7)/Cube 0: Measurement grid: dx=5mm, dy=5mm, dz=5mm
Reference Value = 4.431 V/m; Power Drift = 0.04 dB
Peak SAR (extrapolated) = 0.0950 W/kg
SAR(1 g) = 0.059 W/kg; SAR(10 g) = 0.041 W/kg
Maximum value of SAR (measured) = 0.0623 W/kg

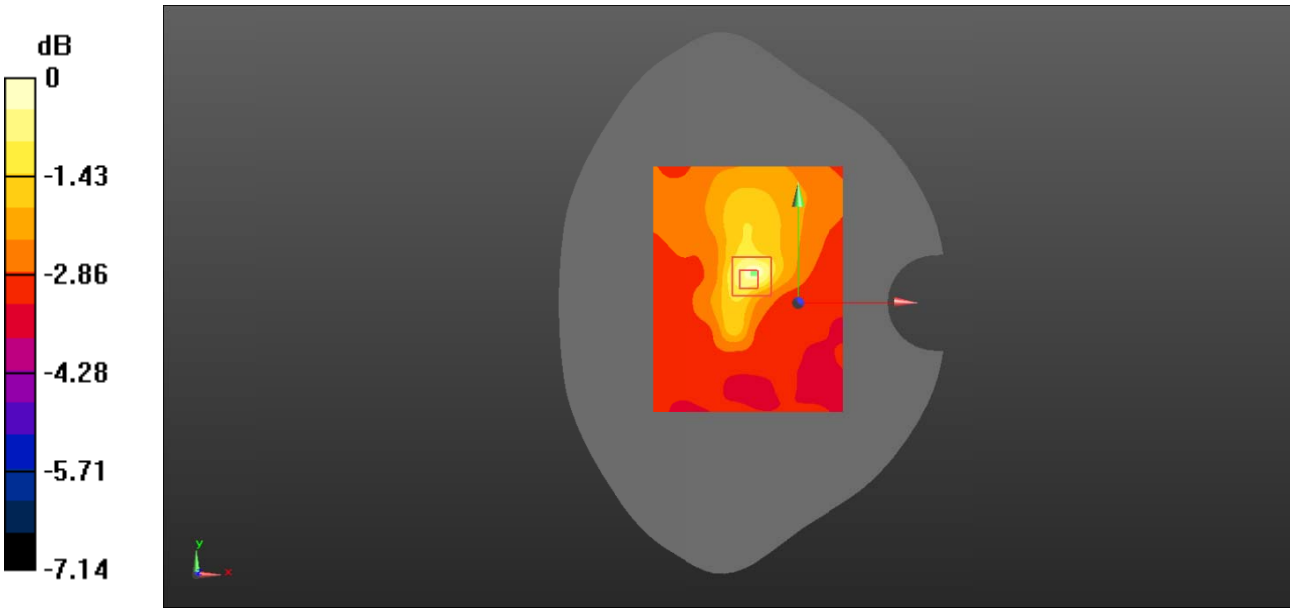

0 dB = 0.0623 W/kg = -12.06 dBW/kg