

Appendix A: Effective (Isotropic) Radiated Power Output Data

Test Result(WCDMA)

Band	Type	Channel	Conducted Power (dBm)	ERP/EIRP (dBm)	ERP/EIRP Limit (dBm)	Verdict
Band2	Voice	9262	22.95	21.65	33.01	PASS
Band2	TestMode	9262	22.96	21.66	33.01	PASS
Band2	TestMode	9400	23.06	21.76	33.01	PASS
Band2	Voice	9400	23.04	21.74	33.01	PASS
Band2	TestMode	9538	23.14	21.84	33.01	PASS
Band2	Voice	9538	23.08	21.78	33.01	PASS
Band4	Voice	1312	23.13	21.73	30.00	PASS
Band4	TestMode	1312	23.19	21.79	30.00	PASS
Band4	Voice	1413	23.03	21.63	30.00	PASS
Band4	TestMode	1413	23.08	21.68	30.00	PASS
Band4	TestMode	1513	23.19	21.79	30.00	PASS
Band4	Voice	1513	23.14	21.74	30.00	PASS
Band5	Voice	4132	23.51	16.36	38.45	PASS
Band5	TestMode	4132	23.53	16.38	38.45	PASS
Band5	TestMode	4183	23.64	16.49	38.45	PASS
Band5	Voice	4183	23.59	16.44	38.45	PASS
Band5	Voice	4233	23.36	16.21	38.45	PASS
Band5	TestMode	4233	23.57	16.42	38.45	PASS

Test Result(HSDPA)

Band	Channel	SubTest	Conducted Power (dBm)	ERP/EIRP (dBm)	ERP/EIRP Limit (dBm)	Verdict
Band2	9262	1	22.61	21.31	33.01	PASS
Band2	9262	2	22.68	21.38	33.01	PASS
Band2	9262	3	21.75	20.45	33.01	PASS
Band2	9262	4	21.81	20.51	33.01	PASS
Band2	9400	1	22.97	21.67	33.01	PASS
Band2	9400	2	23.03	21.73	33.01	PASS
Band2	9400	3	22.09	20.79	33.01	PASS
Band2	9400	4	22.08	20.78	33.01	PASS
Band2	9538	1	22.75	21.45	33.01	PASS
Band2	9538	2	22.81	21.51	33.01	PASS
Band2	9538	3	21.77	20.47	33.01	PASS
Band2	9538	4	21.90	20.6	33.01	PASS

Band4	1312	1	22.46	21.06	30.00	PASS
Band4	1312	2	22.77	21.37	30.00	PASS
Band4	1312	3	22.53	21.13	30.00	PASS
Band4	1312	4	22.57	21.17	30.00	PASS
Band4	1413	1	22.34	20.94	30.00	PASS
Band4	1413	2	22.45	21.05	30.00	PASS
Band4	1413	3	22.44	21.04	30.00	PASS
Band4	1413	4	22.47	21.07	30.00	PASS
Band4	1513	1	22.22	20.82	30.00	PASS
Band4	1513	2	22.46	21.06	30.00	PASS
Band4	1513	3	22.46	21.06	30.00	PASS
Band4	1513	4	22.48	21.08	30.00	PASS
Band5	4132	1	24.60	17.45	38.5	PASS
Band5	4132	2	24.25	17.1	38.5	PASS
Band5	4132	3	23.76	16.61	38.5	PASS
Band5	4132	4	23.77	16.62	38.5	PASS
Band5	4183	1	24.18	17.03	38.5	PASS
Band5	4183	2	23.85	16.7	38.5	PASS
Band5	4183	3	23.34	16.19	38.5	PASS
Band5	4183	4	23.37	16.22	38.5	PASS
Band5	4233	1	24.50	17.35	38.5	PASS
Band5	4233	2	24.06	16.91	38.5	PASS
Band5	4233	3	23.54	16.39	38.5	PASS
Band5	4233	4	23.58	16.43	38.5	PASS

Test Result(HSUPA)

Band	Channel	SubTest	Conducted Power (dBm)	ERP/EIRP (dBm)	ERP/EIRP Limit (dBm)	Verdict
Band2	9262	1	20.12	18.82	33.01	PASS
Band2	9262	2	20.73	19.43	33.01	PASS
Band2	9262	3	20.60	19.3	33.01	PASS
Band2	9262	4	20.96	19.66	33.01	PASS
Band2	9262	5	22.95	21.65	33.01	PASS
Band2	9400	1	20.48	19.18	33.01	PASS
Band2	9400	2	20.99	19.69	33.01	PASS
Band2	9400	3	20.75	19.45	33.01	PASS
Band2	9400	4	21.09	19.79	33.01	PASS
Band2	9400	5	23.23	21.93	33.01	PASS
Band2	9538	1	20.49	19.19	33.01	PASS
Band2	9538	2	20.79	19.49	33.01	PASS
Band2	9538	3	20.72	19.42	33.01	PASS

Band2	9538	4	21.08	19.78	33.01	PASS
Band2	9538	5	23.04	21.74	33.01	PASS
Band4	1312	1	22.46	21.06	30.00	PASS
Band4	1312	2	22.51	21.11	30.00	PASS
Band4	1312	3	22.33	20.93	30.00	PASS
Band4	1312	4	22.64	21.24	30.00	PASS
Band4	1312	5	22.74	21.34	30.00	PASS
Band4	1413	1	22.44	21.04	30.00	PASS
Band4	1413	2	22.54	21.14	30.00	PASS
Band4	1413	3	22.30	20.9	30.00	PASS
Band4	1413	4	22.66	21.26	30.00	PASS
Band4	1413	5	22.59	21.19	30.00	PASS
Band4	1513	1	22.44	21.04	30.00	PASS
Band4	1513	2	22.54	21.14	30.00	PASS
Band4	1513	3	22.33	20.93	30.00	PASS
Band4	1513	4	22.64	21.24	30.00	PASS
Band4	1513	5	22.63	21.23	30.00	PASS
Band5	4132	1	21.06	13.91	38.5	PASS
Band5	4132	2	21.26	14.11	38.5	PASS
Band5	4132	3	20.97	13.82	38.5	PASS
Band5	4132	4	20.83	13.68	38.5	PASS
Band5	4132	5	23.74	16.59	38.5	PASS
Band5	4183	1	21.11	13.96	38.5	PASS
Band5	4183	2	21.31	14.16	38.5	PASS
Band5	4183	3	21.03	13.88	38.5	PASS
Band5	4183	4	20.88	13.73	38.5	PASS
Band5	4183	5	23.38	16.23	38.5	PASS
Band5	4233	1	21.16	14.01	38.5	PASS
Band5	4233	2	21.32	14.17	38.5	PASS
Band5	4233	3	21.05	13.9	38.5	PASS
Band5	4233	4	20.87	13.72	38.5	PASS
Band5	4233	5	23.59	16.44	38.5	PASS

Remark: $EIRP (dBm) = \text{Conducted power (dBm)} + \text{Antenna Gain (dBi)}$. (For Band 2 & 4)
 $ERP (dBm) = EIRP (dBm) - 2.15 (dB)$. (For Band5)

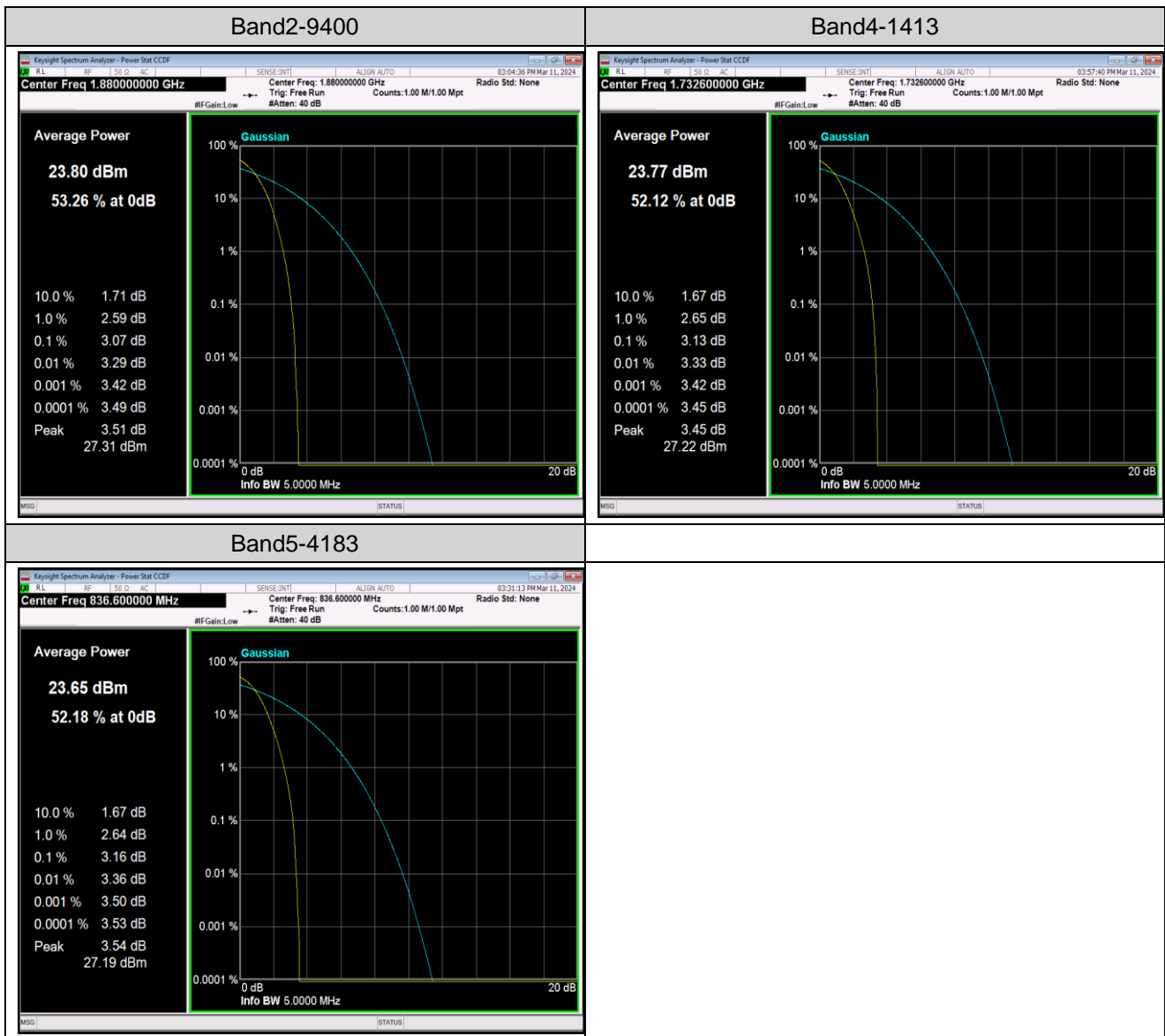
AppendixB:Peak-to-Average Ratio

Test Result(WCDMA)

Band	Channel	Peak-to-Average Ratio(dB)	Limit(dB)	Verdict
Band2	9400	3.07	13	PASS
Band4	1413	3.13	13	PASS
Band5	4183	3.16	13	PASS

Remark: All channel had been tested, but only the worst case data displayed in this report.

Test Graphs(WCDMA)

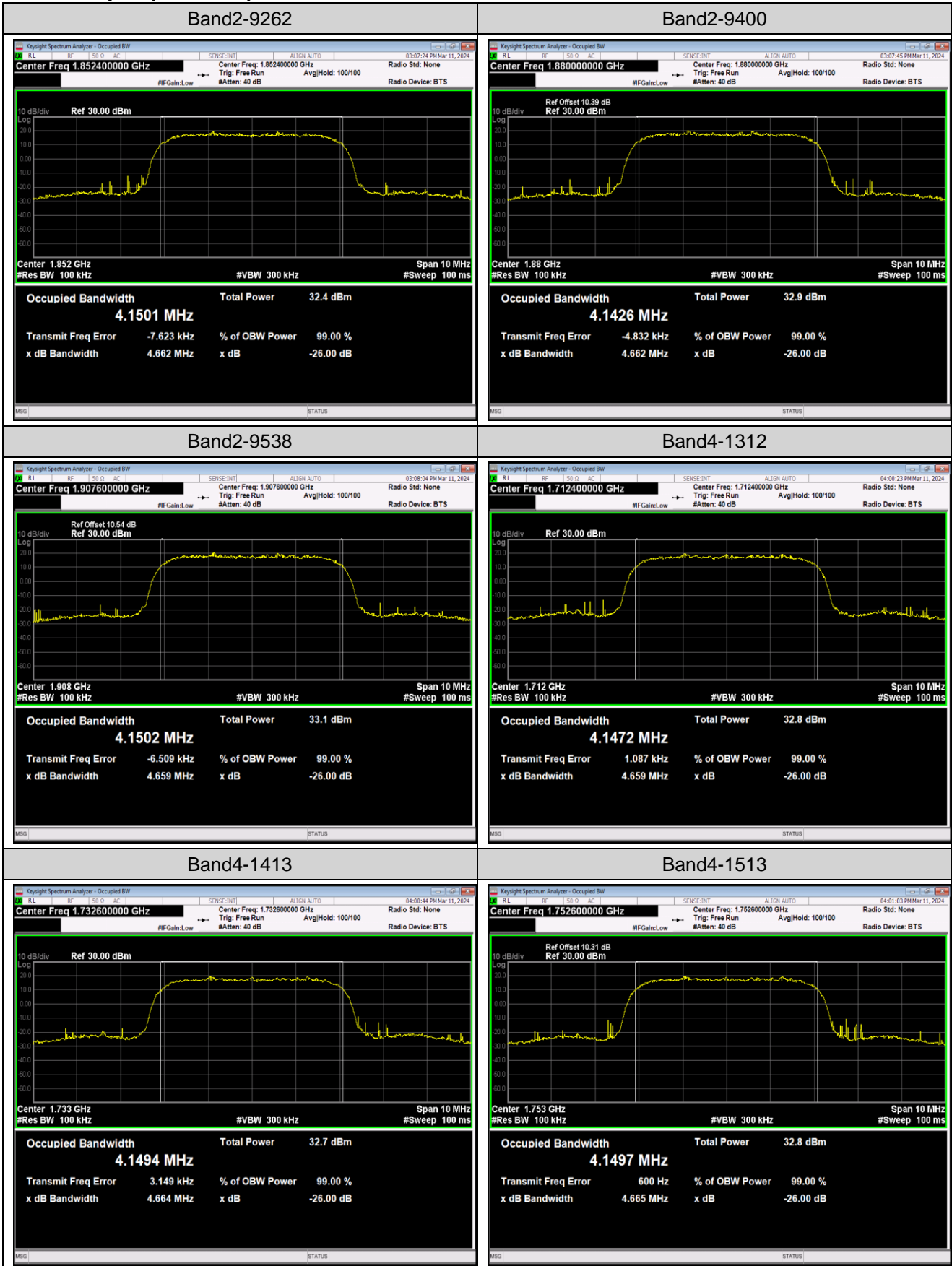


AppendixC:26dB Bandwidth andOccupied Bandwidth

Test Result(WCDMA)

Band	Channel	Occupied Bandwidth (MHz)	26dB Bandwidth (MHz)	Limit(kHz)	Verdict
Band2	9262	4.1501	4.662	---	PASS
Band2	9400	4.1426	4.662	---	PASS
Band2	9538	4.1502	4.659	---	PASS
Band4	1312	4.1472	4.659	---	PASS
Band4	1413	4.1494	4.664	---	PASS
Band4	1513	4.1497	4.665	---	PASS
Band5	4132	4.1449	4.668	---	PASS
Band5	4183	4.1532	4.665	---	PASS
Band5	4233	4.1473	4.659	---	PASS

Test Graphs(WCDMA)



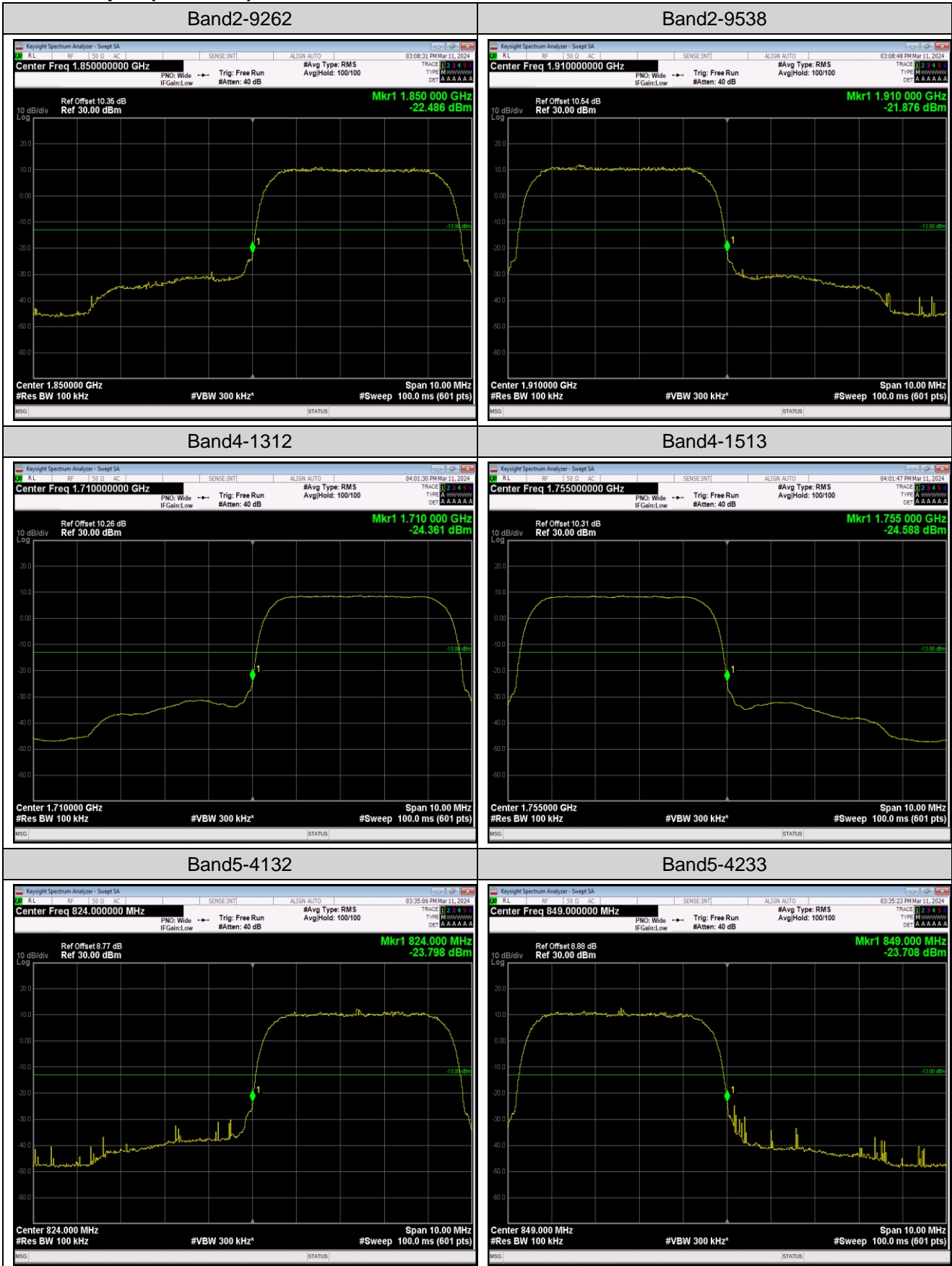


AppendixD:Band Edge

Test Result(WCDMA)

Band	Channel	Frequency (MHz)	Result (dBm)	Limit(dBm)	Verdict
Band2	9262	1850.00	-22.49	-13	PASS
Band2	9538	1910.00	-21.88	-13	PASS
Band4	1312	1710.00	-24.36	-13	PASS
Band4	1513	1755.00	-24.59	-13	PASS
Band5	4132	824.00	-23.80	-13	PASS
Band5	4233	849.00	-23.71	-13	PASS

Test Graphs(WCDMA)

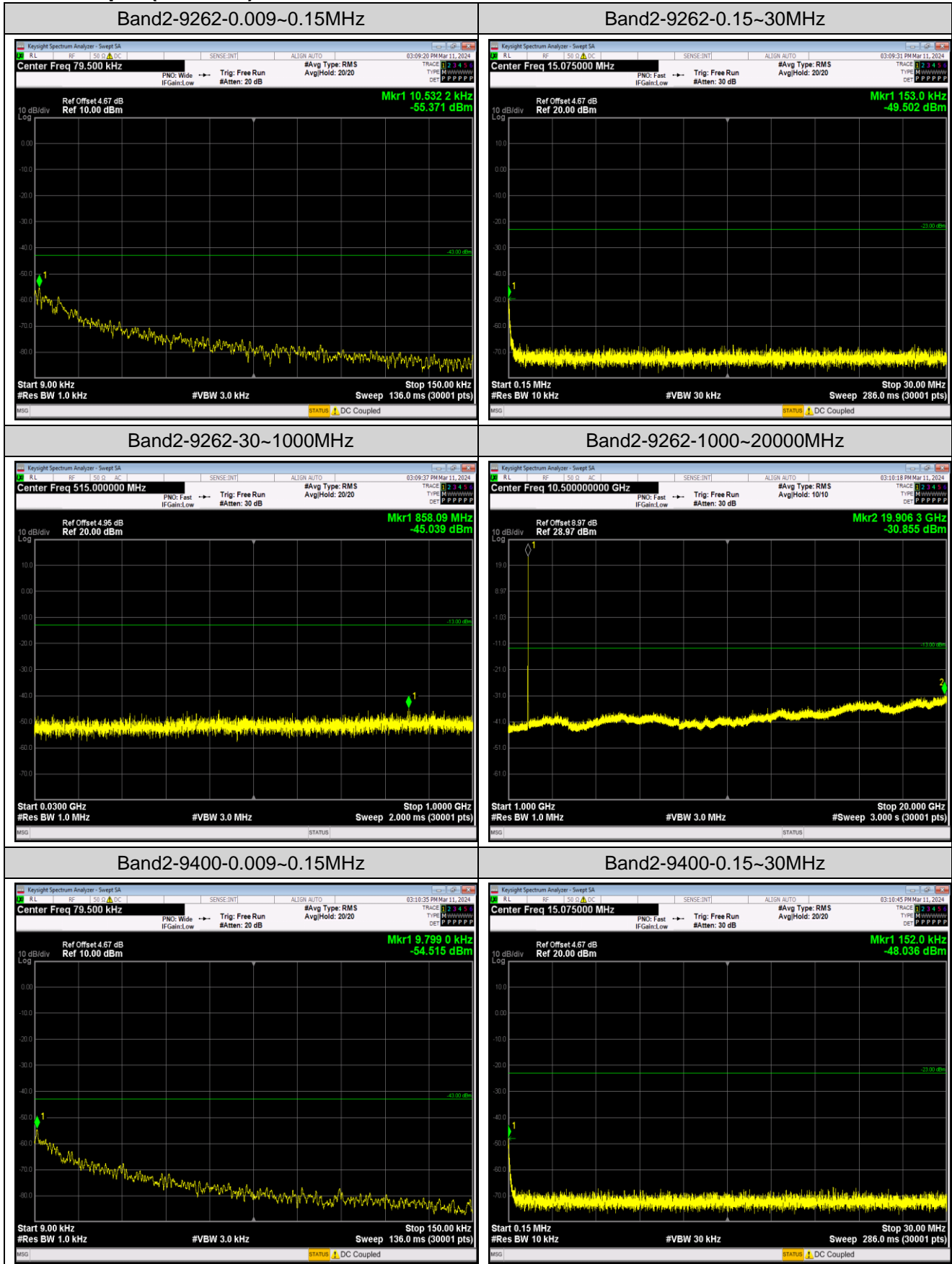


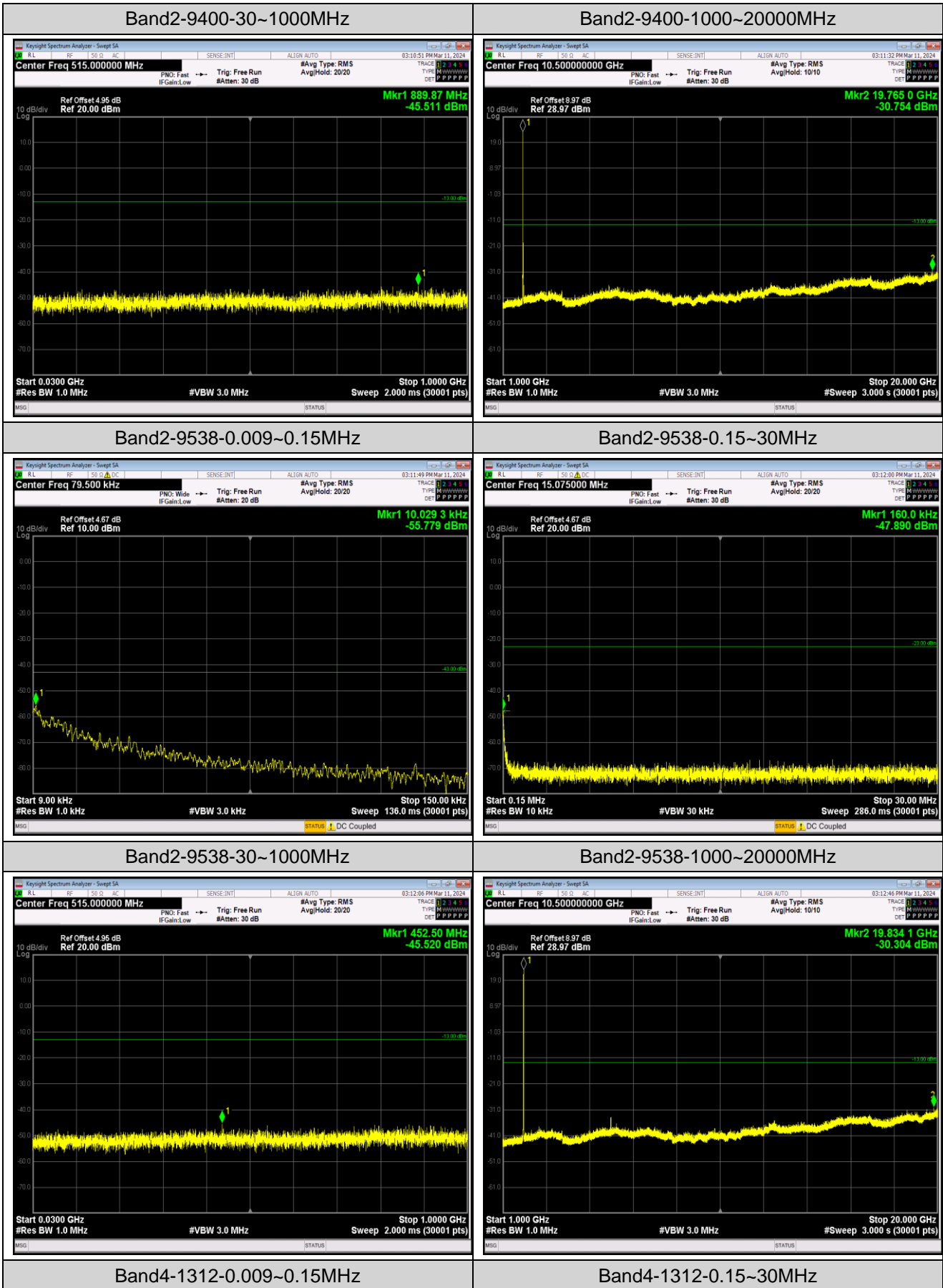
Appendix E: Conducted Spurious Emission

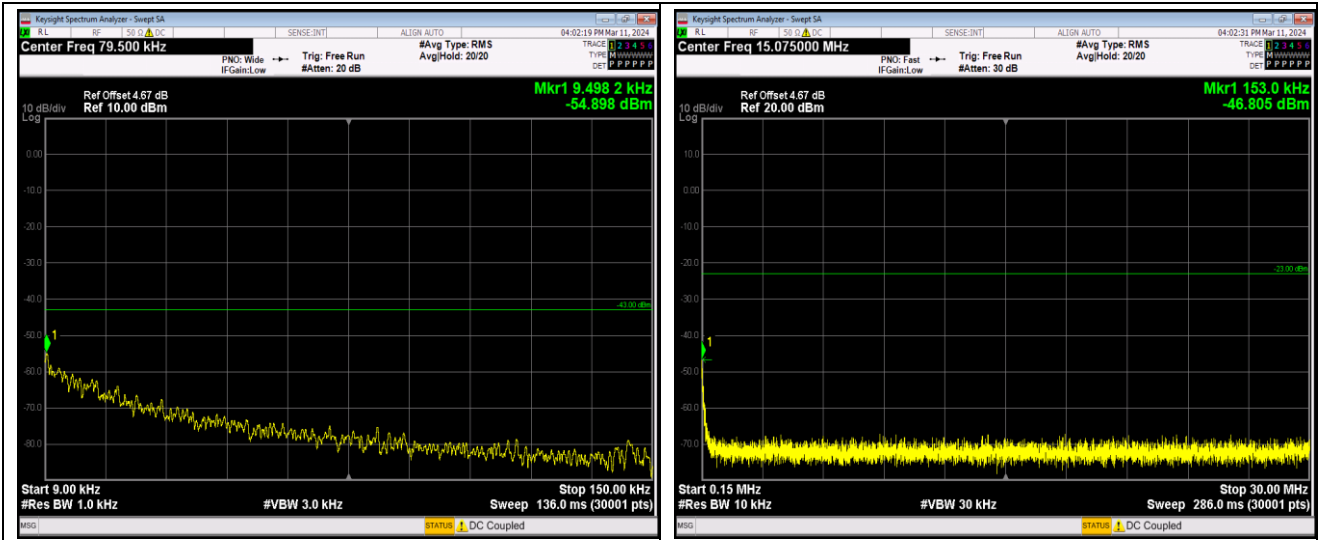
Test Result (WCDMA)

Band	Channel	Frequency Range (Mhz)	Frequency (dBm)	Result (dBm)	Limit (dBm)	Verdict
Band2	9262	0.009~0.15MHz	0.01	-55.37	-43	PASS
Band2	9262	0.15~30MHz	0.15	-49.5	-23	PASS
Band2	9262	30~1000MHz	858.09	-45.04	-13	PASS
Band2	9262	1000~20000MHz	19906.27	-30.86	-13	PASS
Band2	9400	0.009~0.15MHz	0.01	-54.52	-43	PASS
Band2	9400	0.15~30MHz	0.15	-48.04	-23	PASS
Band2	9400	30~1000MHz	889.87	-45.51	-13	PASS
Band2	9400	1000~20000MHz	19765.03	-30.75	-13	PASS
Band2	9538	0.009~0.15MHz	0.01	-55.78	-43	PASS
Band2	9538	0.15~30MHz	0.16	-47.89	-23	PASS
Band2	9538	30~1000MHz	452.5	-45.52	-13	PASS
Band2	9538	1000~20000MHz	19834.07	-30.3	-13	PASS
Band4	1312	0.009~0.15MHz	0.01	-54.9	-43	PASS
Band4	1312	0.15~30MHz	0.15	-46.81	-23	PASS
Band4	1312	30~1000MHz	925.76	-45.76	-13	PASS
Band4	1312	1000~20000MHz	19955.03	-30.31	-13	PASS
Band4	1413	0.009~0.15MHz	0.01	-57.55	-43	PASS
Band4	1413	0.15~30MHz	0.16	-47.62	-23	PASS
Band4	1413	30~1000MHz	938.18	-45.4	-13	PASS
Band4	1413	1000~20000MHz	19860.03	-30.72	-13	PASS
Band4	1513	0.009~0.15MHz	0.01	-55.52	-43	PASS
Band4	1513	0.15~30MHz	0.15	-46.92	-23	PASS
Band4	1513	30~1000MHz	953.21	-45.01	-13	PASS
Band4	1513	1000~20000MHz	19935.4	-30.33	-13	PASS
Band5	4132	0.009~0.15MHz	0.01	-56.44	-33	PASS
Band5	4132	0.15~30MHz	0.15	-47.92	-13	PASS
Band5	4132	30~1000MHz	707.58	-54.87	-13	PASS
Band5	4132	1000~10000MHz	5822.8	-36.43	-13	PASS
Band5	4183	0.009~0.15MHz	0.01	-55.29	-33	PASS
Band5	4183	0.15~30MHz	0.15	-48.55	-13	PASS
Band5	4183	30~1000MHz	938.76	-55.16	-13	PASS
Band5	4183	1000~10000MHz	5859.1	-36.4	-13	PASS
Band5	4233	0.009~0.15MHz	0.01	-55.6	-33	PASS
Band5	4233	0.15~30MHz	0.15	-48.94	-13	PASS
Band5	4233	30~1000MHz	946.65	-55.35	-13	PASS
Band5	4233	1000~10000MHz	3144.7	-37.08	-13	PASS

Test Graphs(WCDMA)

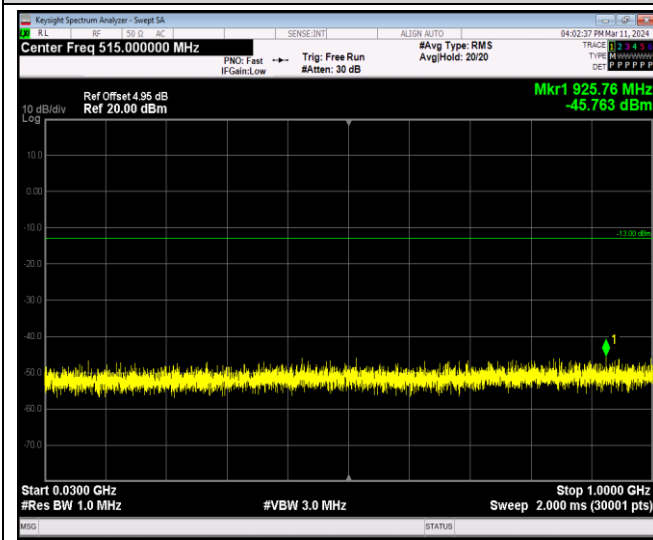




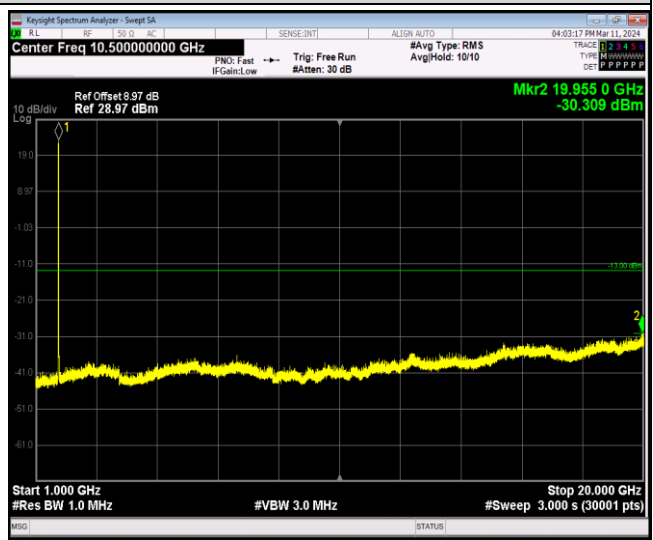


Band4-1312-30~1000MHz

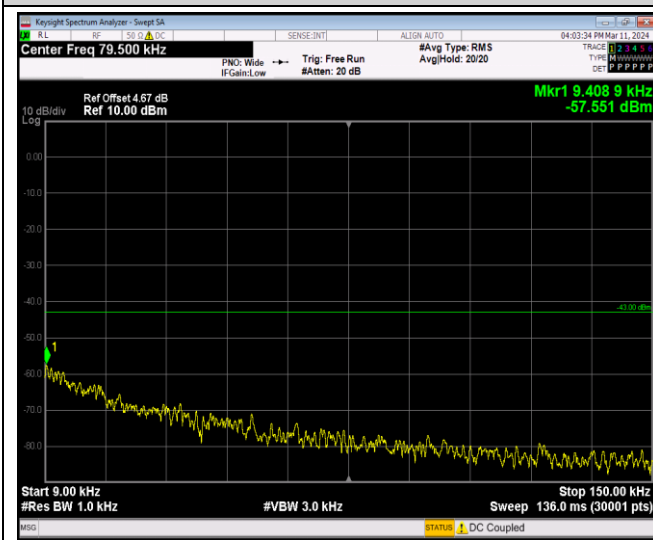
Band4-1312-1000~20000MHz



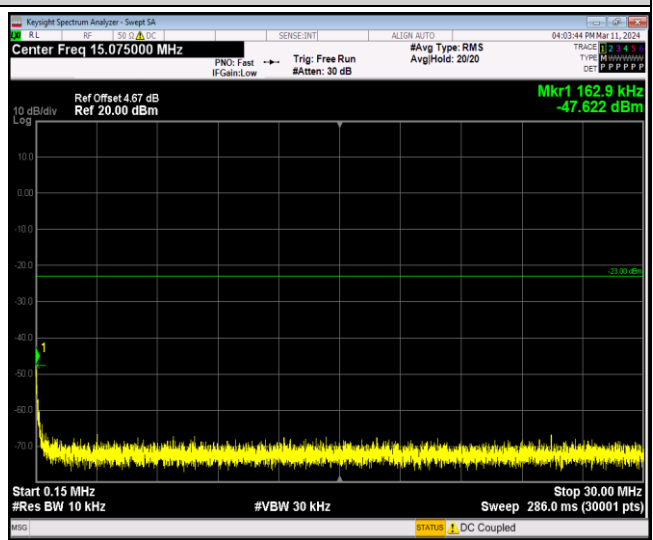
Band4-1413-0.009~0.15MHz



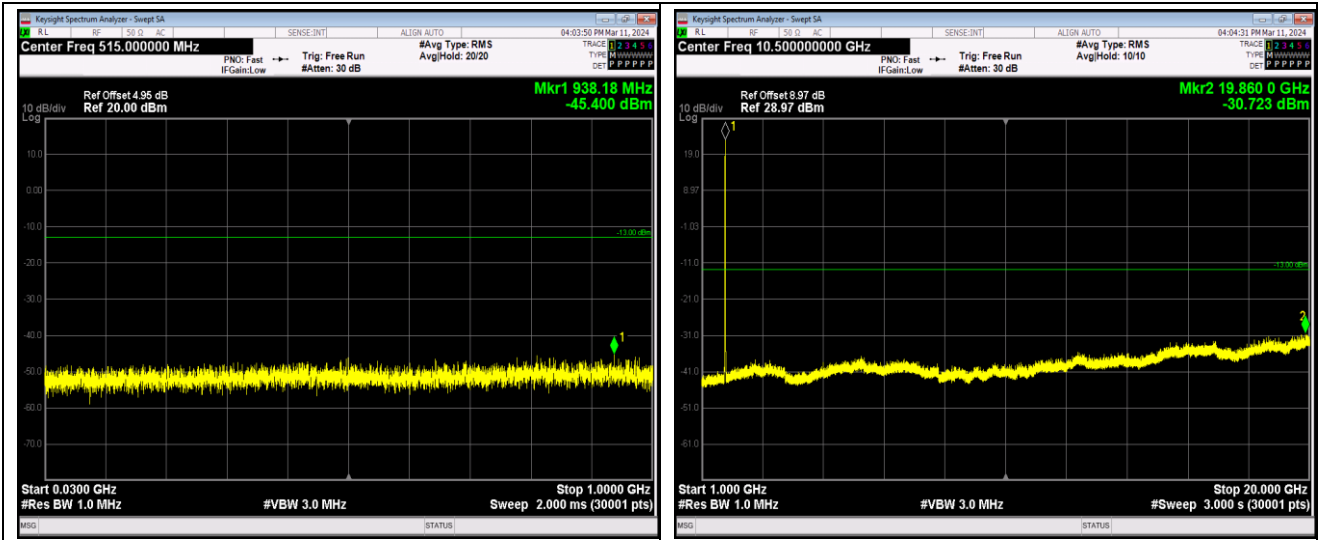
Band4-1413-0.15~30MHz



Band4-1413-30~1000MHz

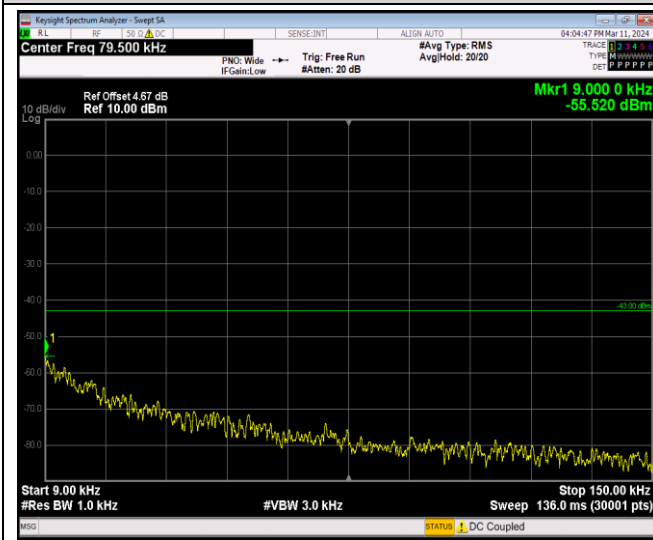


Band4-1413-1000~20000MHz

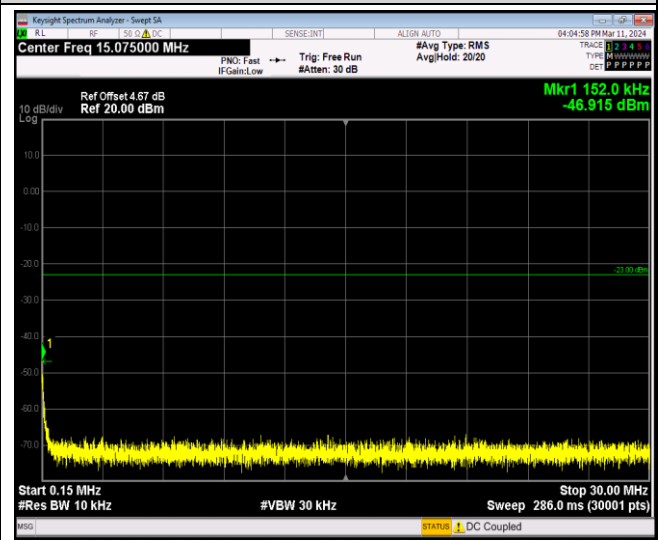


Band4-1513-0.009~0.15MHz

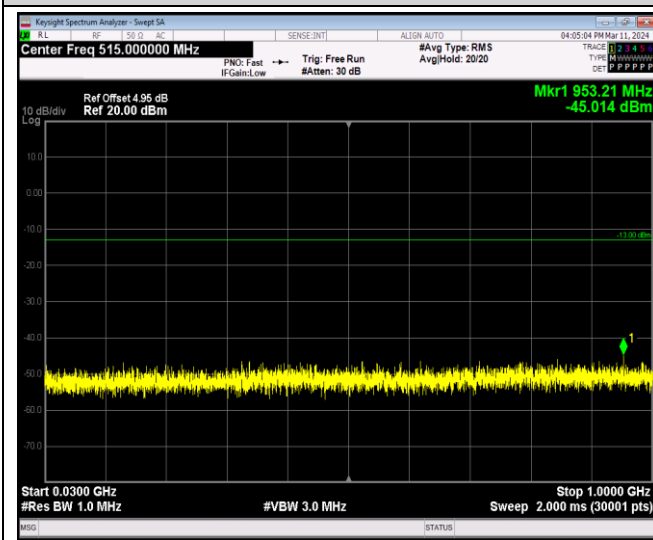
Band4-1513-0.15~30MHz



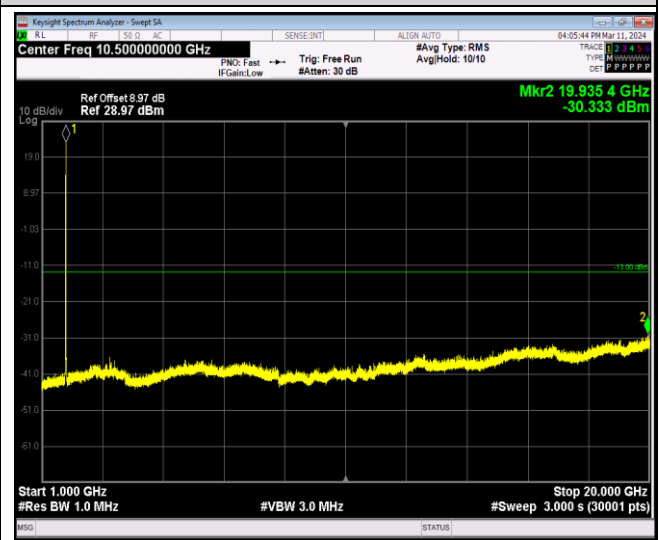
Band4-1513-30~1000MHz



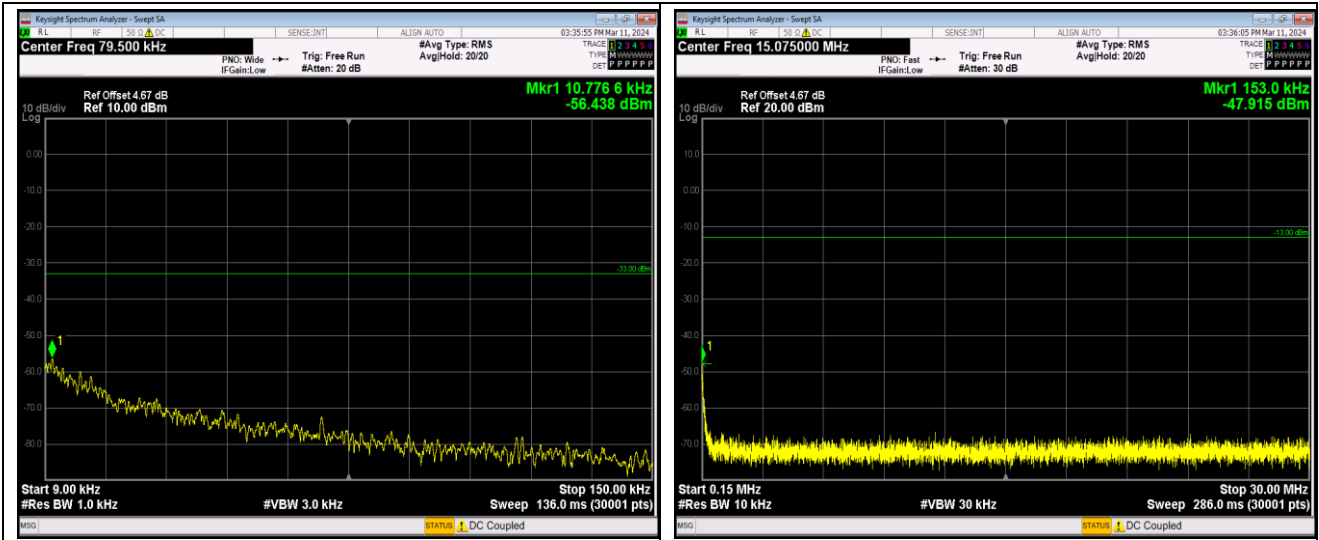
Band4-1513-1000~20000MHz



Band5-4132-0.009~0.15MHz

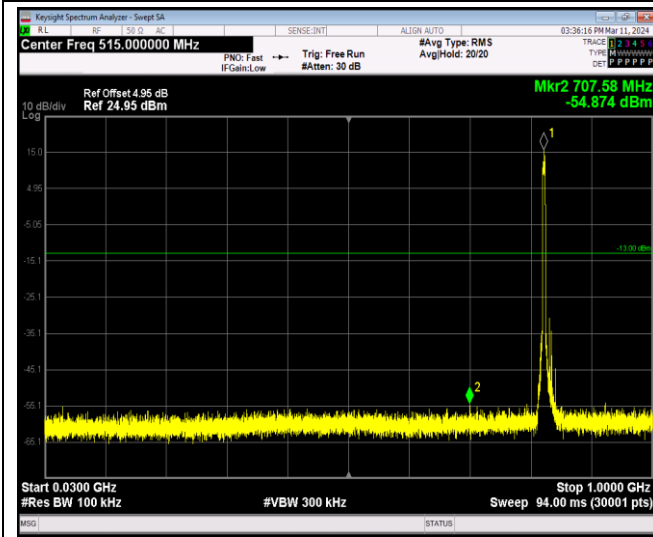


Band5-4132-0.15~30MHz

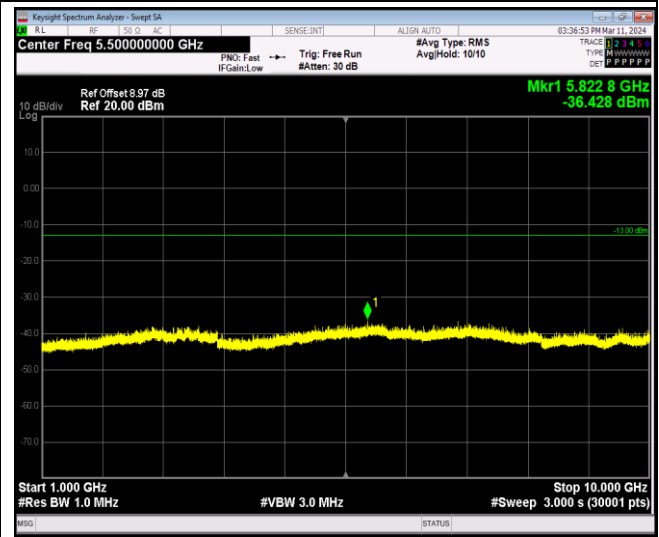


Band5-4132-30~1000MHz

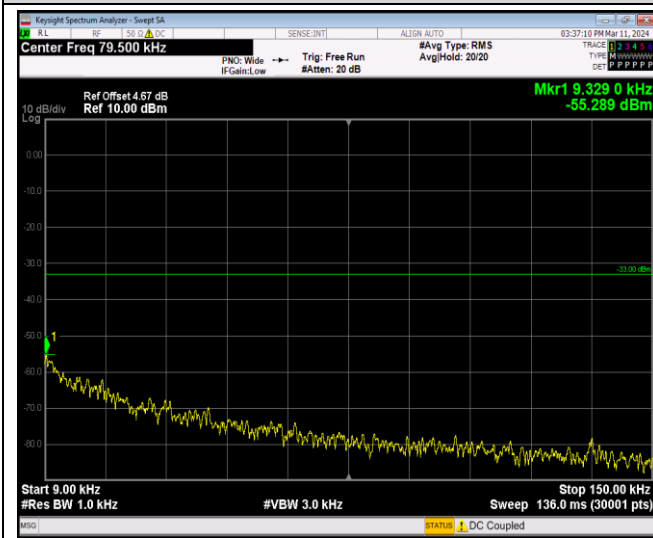
Band5-4132-1000~10000MHz



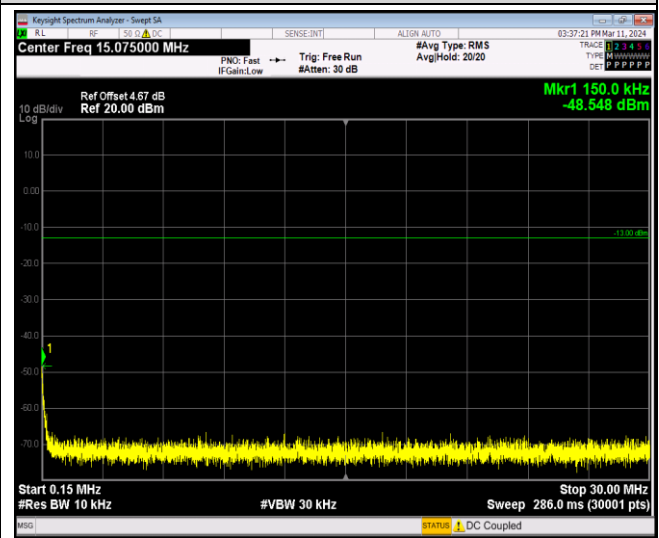
Band5-4183-0.009~0.15MHz



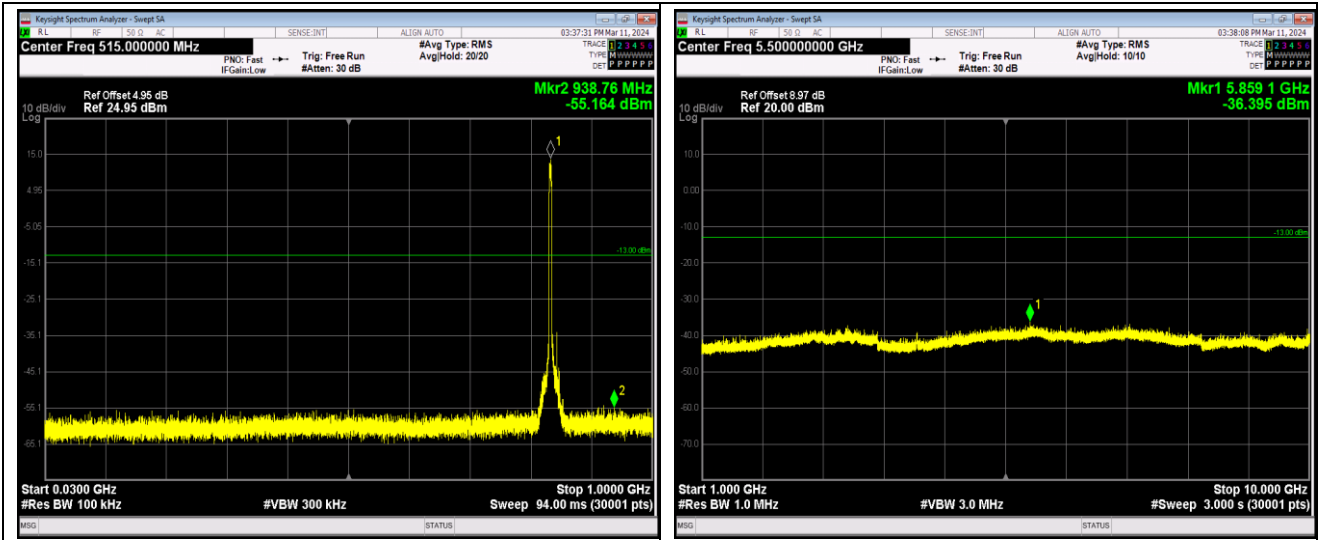
Band5-4183-0.15~30MHz



Band5-4183-30~1000MHz

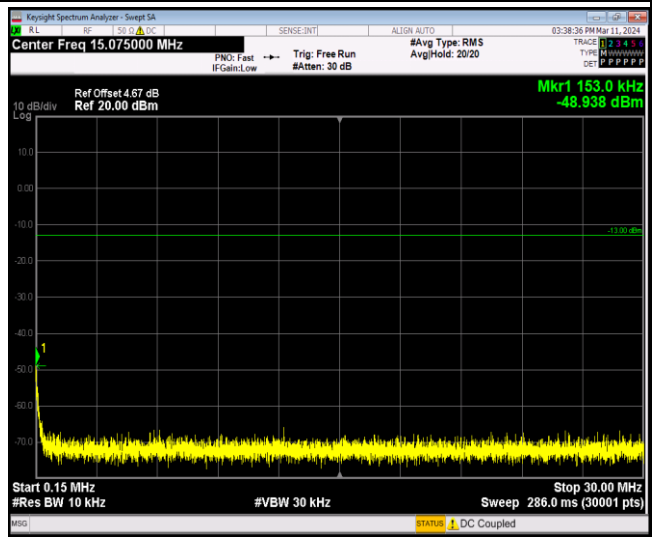
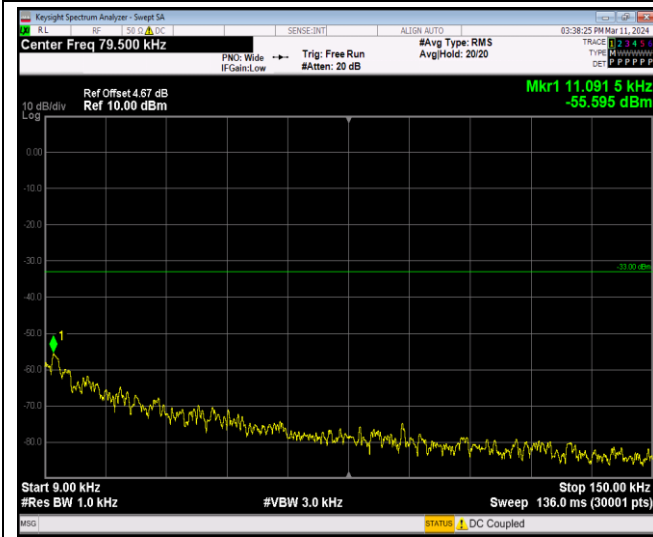


Band5-4183-1000~10000MHz



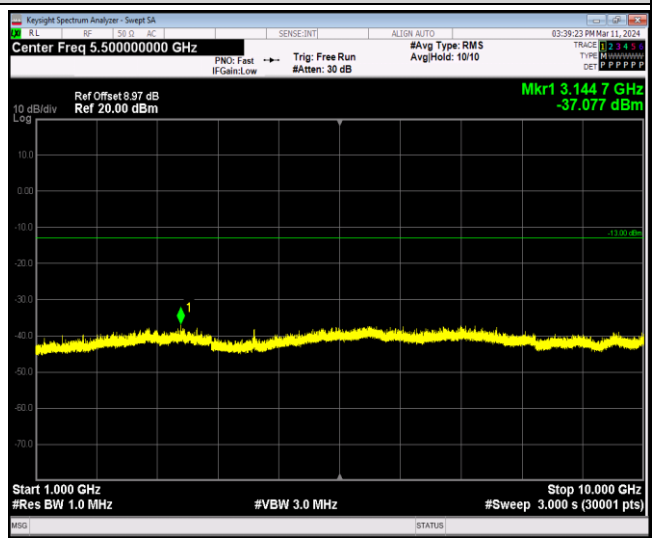
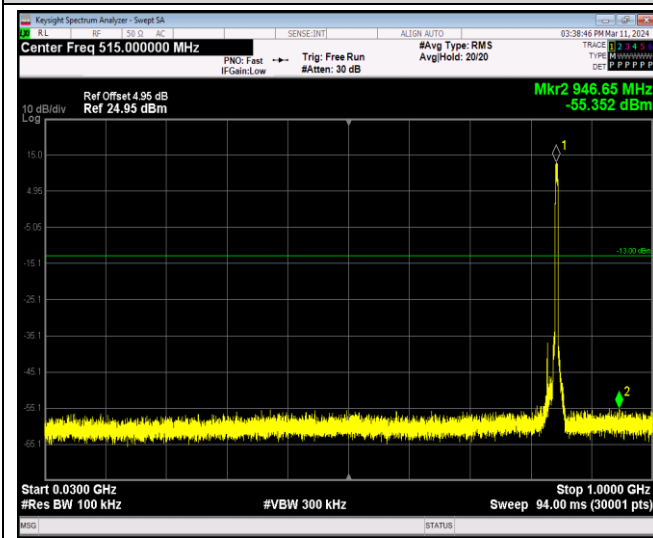
Band5-4233-0.009~0.15MHz

Band5-4233-0.15~30MHz



Band5-4233-30~1000MHz

Band5-4233-1000~10000MHz



AppendixF:Frequency Stability

Test Result

Reference Frequency: WCDMA BAND V 12.2k RMC Middle channel=4183 Frequency=836.6MHz					
Temperature					
Power supplied (Vdc)	Temperature (°C)	Frequency error		Limit (ppm)	Result
		Hz	ppm		
3.85	-30	-1.50	-0.001793	±2.5	Pass
	-20	0.03	0.000036		
	-10	1.29	0.001542		
	0	3.02	0.003610		
	10	2.17	0.002594		
	20	2.65	0.003168		
	30	-0.41	-0.000490		
	40	-0.12	-0.000143		
	50	1.63	0.001948		
Voltage					
Temperature (°C)	Power supplied (Vdc)	Frequency error		Limit (ppm)	Result
		Hz	ppm		
25	3.45	2.10	0.002510	±2.5	Pass
	3.85	2.94	0.003514		
	4.40	-0.02	-0.000024		
Remark: All channel had been tested, but only the worst case data displayed in this report.					

Reference Frequency: WCDMA BAND IV 12.2k RMC Middle Frequency=1413 channel=1732.6MHz					
Temperature					
Power supplied (Vdc)	Temperature (°C)	Frequency error		Limit (ppm)	Result
		Hz	ppm		
3.85	-30	4.53	0.002615	Within authorized band for BAND IV	Pass
	-20	-1.08	-0.000623		
	-10	-2.47	-0.001426		
	0	-3.11	-0.001795		
	10	-3.82	-0.002205		
	20	-2.98	-0.001720		
	30	-4.57	-0.002638		
	40	6.67	0.003850		
	50	-0.31	-0.000179		
Voltage					
Temperature (°C)	Power supplied (Vdc)	Frequency error		Limit (ppm)	Result
		Hz	ppm		
25	3.45	0.92	0.000531	Within authorized band for BAND IV	Pass
	3.85	5.02	0.002897		
	4.40	-2.62	-0.001512		
Remark: All channel had been tested, but only the worst case data displayed in this report.					

Reference Frequency: WCDMA BAND II 12.2k RMC Middle Frequency=9400 channel=1880MHz					
Temperature					
Power supplied (Vdc)	Temperature (°C)	Frequency error		Limit (ppm)	Result
		Hz	ppm		
3.85	-30	7.72	0.004106	Within authorized band for BAND II	Pass
	-20	1.59	0.000846		
	-10	0.89	0.000473		
	0	-8.54	-0.004543		
	10	2.05	0.001090		
	20	7.45	0.003963		
	30	1.04	0.000553		
	40	-5.19	-0.002761		
	50	-5.77	-0.003069		
Voltage					
Temperature (°C)	Power supplied (Vdc)	Frequency error		Limit (ppm)	Result
		Hz	ppm		
25	3.45	8.25	0.004388	Within authorized band for BAND II	Pass
	3.85	-0.69	-0.000367		
	4.40	-1.53	-0.000814		
Remark: All channel had been tested, but only the worst case data displayed in this report.					

Appendix G: Modulation Characteristics

Test Result

Band	Channel	Result	Verdict
Band2	9400	PASS	PASS
Band4	1413	PASS	PASS
Band5	4183	PASS	PASS

Remark: All channel had been tested, but only the worst case data displayed in this report.

Test Graphs

