

Appendix A: Effective (Isotropic) Radiated Power Output Data

Test Result(WCDMA)

Band	Type	Channel	Conducted Power (dBm)	ERP/EIRP (dBm)	ERP/EIRP Limit (dBm)	Verdict
Band2	Voice	9262	22.81	22.31	33.01	PASS
Band2	TestMode	9262	22.82	22.32	33.01	PASS
Band2	TestMode	9400	23.08	22.58	33.01	PASS
Band2	Voice	9400	23.02	22.52	33.01	PASS
Band2	TestMode	9538	22.76	22.26	33.01	PASS
Band2	Voice	9538	22.70	22.20	33.01	PASS
Band4	Voice	1312	22.64	19.14	30.00	PASS
Band4	TestMode	1312	22.68	19.18	30.00	PASS
Band4	Voice	1413	22.82	19.32	30.00	PASS
Band4	TestMode	1413	22.84	19.34	30.00	PASS
Band4	TestMode	1513	22.85	19.35	30.00	PASS
Band4	Voice	1513	22.75	19.25	30.00	PASS
Band5	Voice	4132	23.47	15.82	38.45	PASS
Band5	TestMode	4132	23.42	15.77	38.45	PASS
Band5	TestMode	4183	23.46	15.81	38.45	PASS
Band5	Voice	4183	23.40	15.75	38.45	PASS
Band5	Voice	4233	23.65	16.00	38.45	PASS
Band5	TestMode	4233	23.63	15.98	38.45	PASS

Test Result(HSDPA)

Band	Channel	SubTest	Conducted Power (dBm)	ERP/EIRP (dBm)	ERP/EIRP Limit (dBm)	Verdict
Band2	9262	1	21.85	21.35	33.01	PASS
Band2	9262	2	21.30	20.80	33.01	PASS
Band2	9262	3	21.37	20.87	33.01	PASS
Band2	9262	4	21.27	20.77	33.01	PASS
Band2	9400	1	22.13	21.63	33.01	PASS
Band2	9400	2	21.52	21.02	33.01	PASS
Band2	9400	3	21.53	21.03	33.01	PASS
Band2	9400	4	21.57	21.07	33.01	PASS
Band2	9538	1	21.79	21.29	33.01	PASS
Band2	9538	2	21.19	20.69	33.01	PASS
Band2	9538	3	21.19	20.69	33.01	PASS
Band2	9538	4	21.29	20.79	33.01	PASS

Band4	1312	1	21.71	18.21	30.00	PASS
Band4	1312	2	21.20	17.70	30.00	PASS
Band4	1312	3	21.24	17.74	30.00	PASS
Band4	1312	4	21.23	17.73	30.00	PASS
Band4	1413	1	21.87	18.37	30.00	PASS
Band4	1413	2	21.38	17.88	30.00	PASS
Band4	1413	3	21.40	17.90	30.00	PASS
Band4	1413	4	21.38	17.88	30.00	PASS
Band4	1513	1	21.88	18.38	30.00	PASS
Band4	1513	2	21.39	17.89	30.00	PASS
Band4	1513	3	21.41	17.91	30.00	PASS
Band4	1513	4	21.36	17.86	30.00	PASS
Band5	4132	1	22.58	14.93	38.5	PASS
Band5	4132	2	22.07	14.42	38.5	PASS
Band5	4132	3	22.08	14.43	38.5	PASS
Band5	4132	4	22.05	14.40	38.5	PASS
Band5	4183	1	22.56	14.91	38.5	PASS
Band5	4183	2	22.08	14.43	38.5	PASS
Band5	4183	3	22.08	14.43	38.5	PASS
Band5	4183	4	22.07	14.42	38.5	PASS
Band5	4233	1	22.75	15.10	38.5	PASS
Band5	4233	2	22.26	14.61	38.5	PASS
Band5	4233	3	22.27	14.62	38.5	PASS
Band5	4233	4	22.26	14.61	38.5	PASS

Test Result(HSUPA)

Band	Channel	SubTest	Conducted Power (dBm)	ERP/EIRP (dBm)	ERP/EIRP Limit (dBm)	Verdict
Band2	9262	1	19.81	19.31	33.01	PASS
Band2	9262	2	20.30	19.80	33.01	PASS
Band2	9262	3	20.82	20.32	33.01	PASS
Band2	9262	4	19.80	19.30	33.01	PASS
Band2	9262	5	21.83	21.33	33.01	PASS
Band2	9400	1	20.03	19.53	33.01	PASS
Band2	9400	2	20.53	20.03	33.01	PASS
Band2	9400	3	21.04	20.54	33.01	PASS
Band2	9400	4	20.03	19.53	33.01	PASS
Band2	9400	5	22.06	21.56	33.01	PASS
Band2	9538	1	19.69	19.19	33.01	PASS
Band2	9538	2	20.21	19.71	33.01	PASS
Band2	9538	3	20.71	20.21	33.01	PASS

Band2	9538	4	19.71	19.21	33.01	PASS
Band2	9538	5	21.72	21.22	33.01	PASS
Band4	1312	1	19.77	16.27	30.00	PASS
Band4	1312	2	20.23	16.73	30.00	PASS
Band4	1312	3	20.72	17.22	30.00	PASS
Band4	1312	4	19.76	16.26	30.00	PASS
Band4	1312	5	21.72	18.22	30.00	PASS
Band4	1413	1	19.90	16.40	30.00	PASS
Band4	1413	2	20.38	16.88	30.00	PASS
Band4	1413	3	20.89	17.39	30.00	PASS
Band4	1413	4	19.91	16.41	30.00	PASS
Band4	1413	5	21.91	18.41	30.00	PASS
Band4	1513	1	19.89	16.39	30.00	PASS
Band4	1513	2	20.35	16.85	30.00	PASS
Band4	1513	3	20.87	17.37	30.00	PASS
Band4	1513	4	19.90	16.40	30.00	PASS
Band4	1513	5	21.89	18.39	30.00	PASS
Band5	4132	1	20.54	12.89	38.5	PASS
Band5	4132	2	21.05	13.40	38.5	PASS
Band5	4132	3	21.59	13.94	38.5	PASS
Band5	4132	4	20.58	12.93	38.5	PASS
Band5	4132	5	22.58	14.93	38.5	PASS
Band5	4183	1	20.58	12.93	38.5	PASS
Band5	4183	2	21.07	13.42	38.5	PASS
Band5	4183	3	21.58	13.93	38.5	PASS
Band5	4183	4	20.58	12.93	38.5	PASS
Band5	4183	5	22.56	14.91	38.5	PASS
Band5	4233	1	20.76	13.11	38.5	PASS
Band5	4233	2	21.28	13.63	38.5	PASS
Band5	4233	3	21.76	14.11	38.5	PASS
Band5	4233	4	20.75	13.10	38.5	PASS
Band5	4233	5	22.75	15.10	38.5	PASS

Remark: $EIRP (dBm) = \text{Conducted power (dBm)} + \text{Antenna Gain (dBi)}$. (For Band2 & 4)
 $ERP (dBm) = EIRP (dBm) - 2.15 (dB)$. (For Band5)

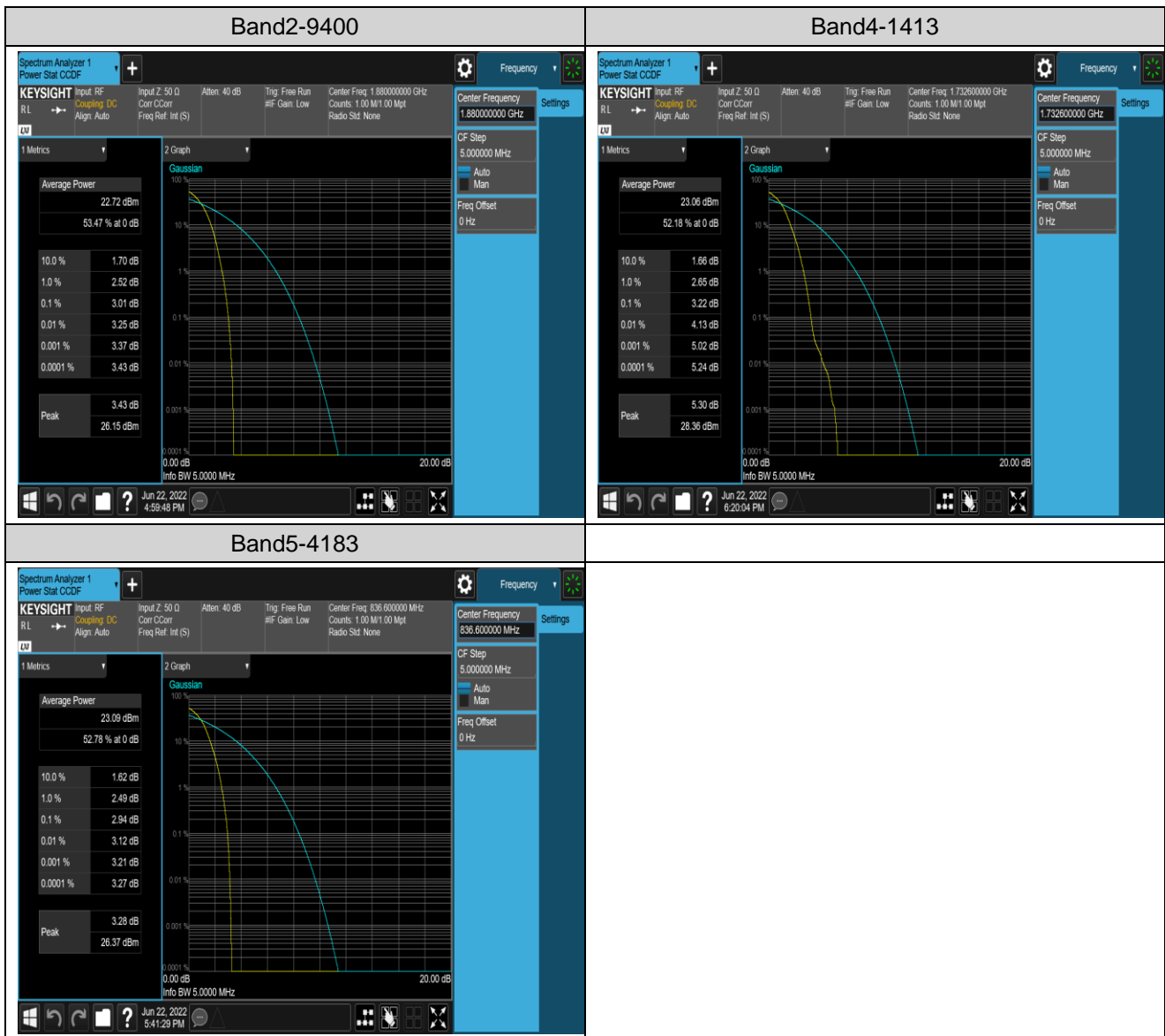
Appendix B: Peak-to-Average Ratio

Test Result(WCDMA)

Band	Channel	Peak-to-Average Ratio(dB)	Limit(dB)	Verdict
Band2	9400	3.01	13	PASS
Band4	1413	3.22	13	PASS
Band5	4183	2.94	13	PASS

Remark: All channel had been tested, but only the worst case data displayed in this report.

Test Graphs(WCDMA)

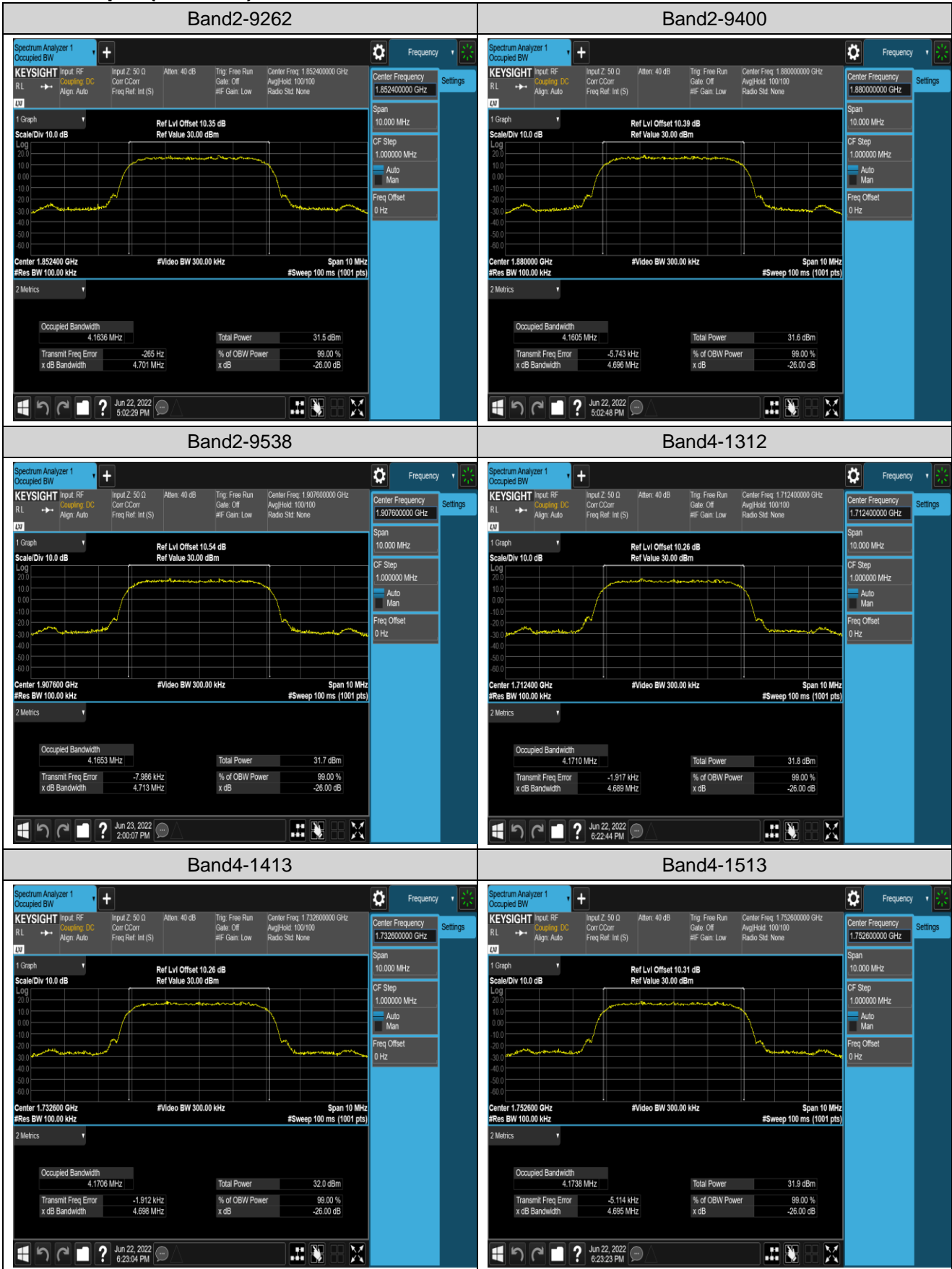


AppendixC:26dB Bandwidth andOccupied Bandwidth

Test Result(WCDMA)

Band	Channel	Occupied Bandwidth (MHz)	26dB Bandwidth (MHz)	Limit(kHz)	Verdict
Band2	9262	4.1636	4.701	---	PASS
Band2	9400	4.1605	4.696	---	PASS
Band2	9538	4.1720	4.979	---	PASS
Band4	1312	4.1710	4.689	---	PASS
Band4	1413	4.1706	4.698	---	PASS
Band4	1513	4.1738	4.695	---	PASS
Band5	4132	4.1663	4.703	---	PASS
Band5	4183	4.1709	4.707	---	PASS
Band5	4233	4.1716	4.697	---	PASS

Test Graphs(WCDMA)



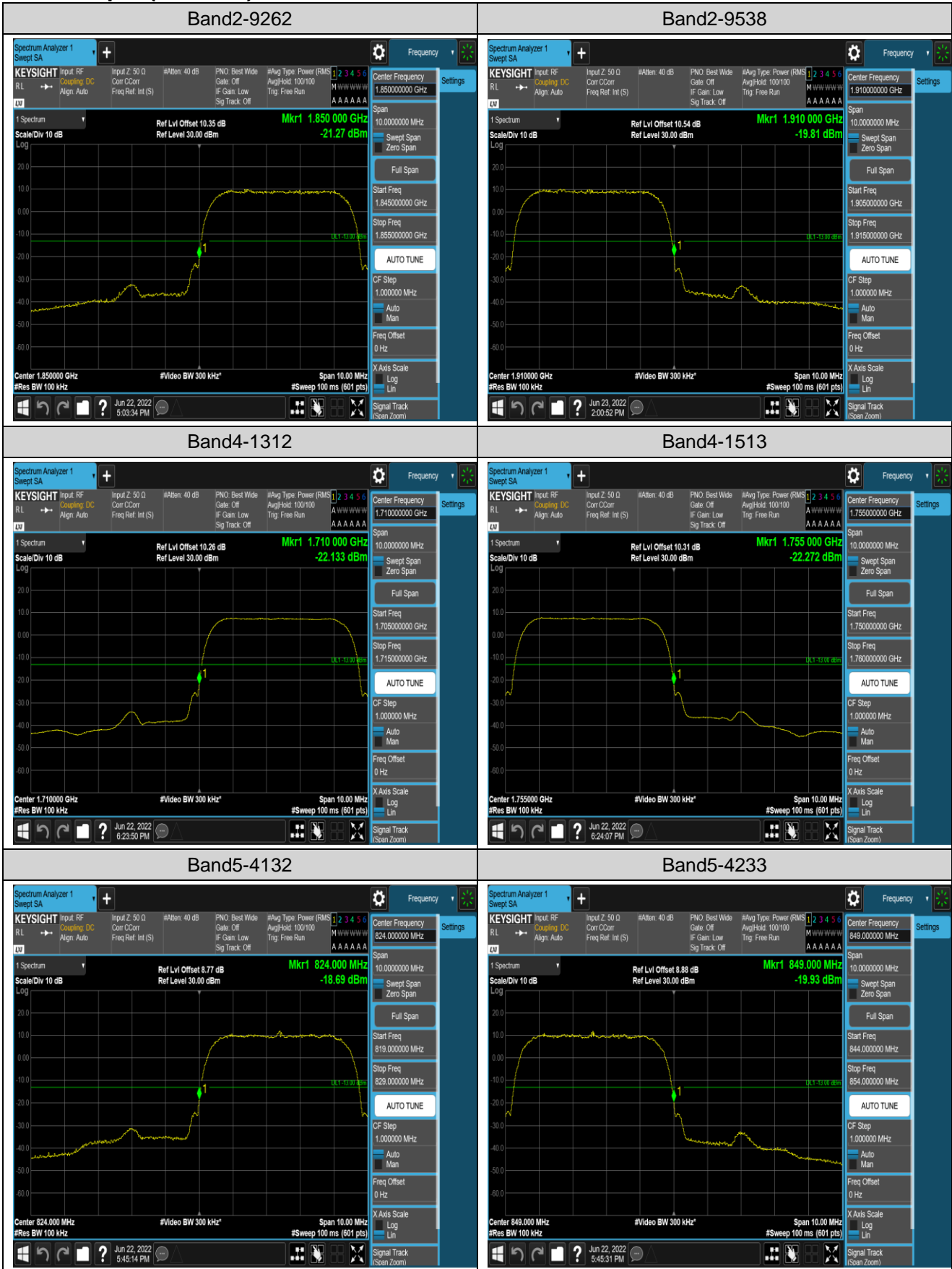


AppendixD:Band Edge

Test Result(WCDMA)

Band	Channel	Frequency (MHz)	Result (dBm)	Limit(dBm)	Verdict
Band2	9262	1850.00	-21.27	-13	PASS
Band2	9538	1910.00	-20.27	-13	PASS
Band4	1312	1710.00	-22.13	-13	PASS
Band4	1513	1755.00	-22.27	-13	PASS
Band5	4132	824.00	-18.69	-13	PASS
Band5	4233	849.00	-19.93	-13	PASS

Test Graphs(WCDMA)

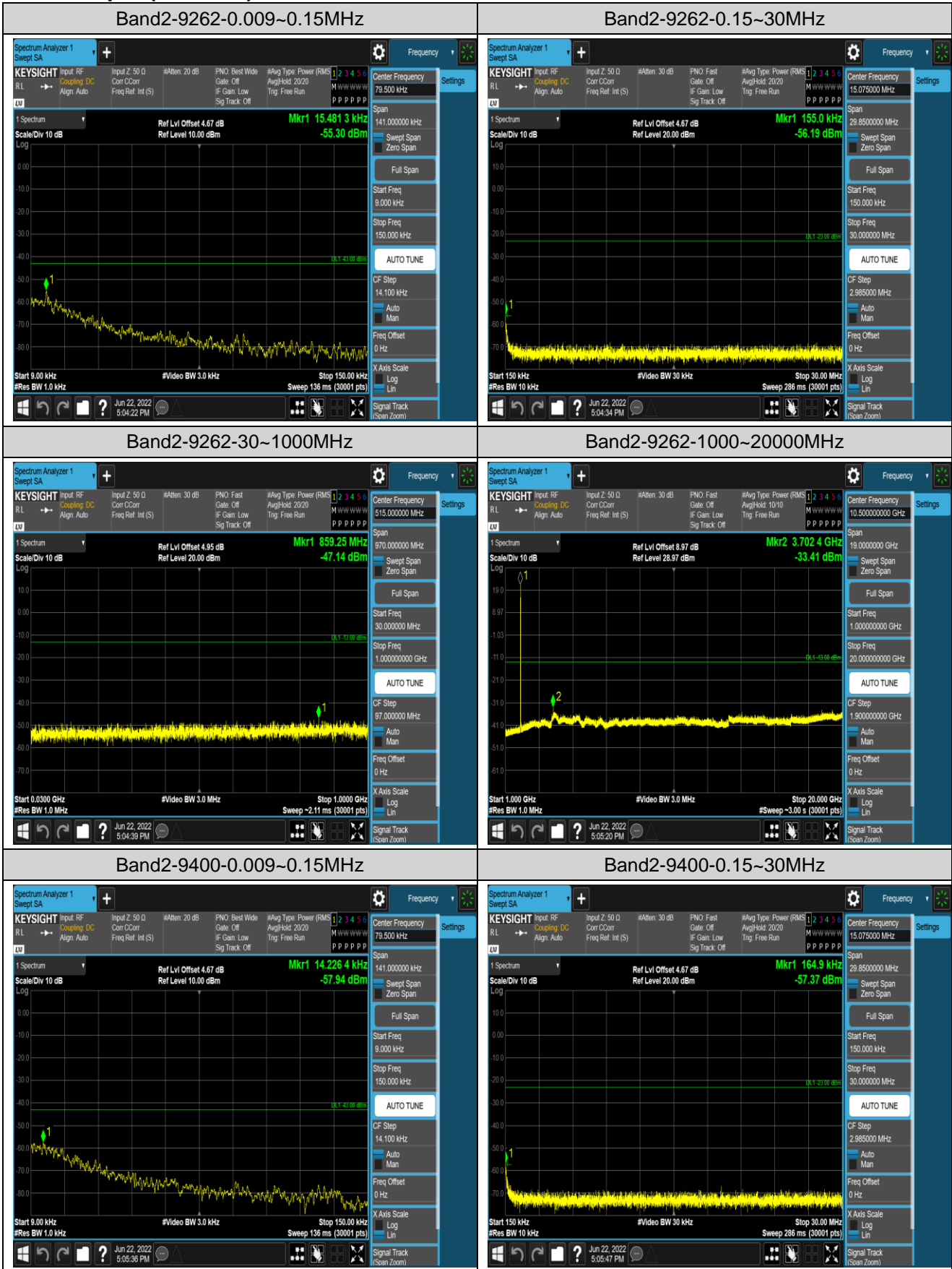


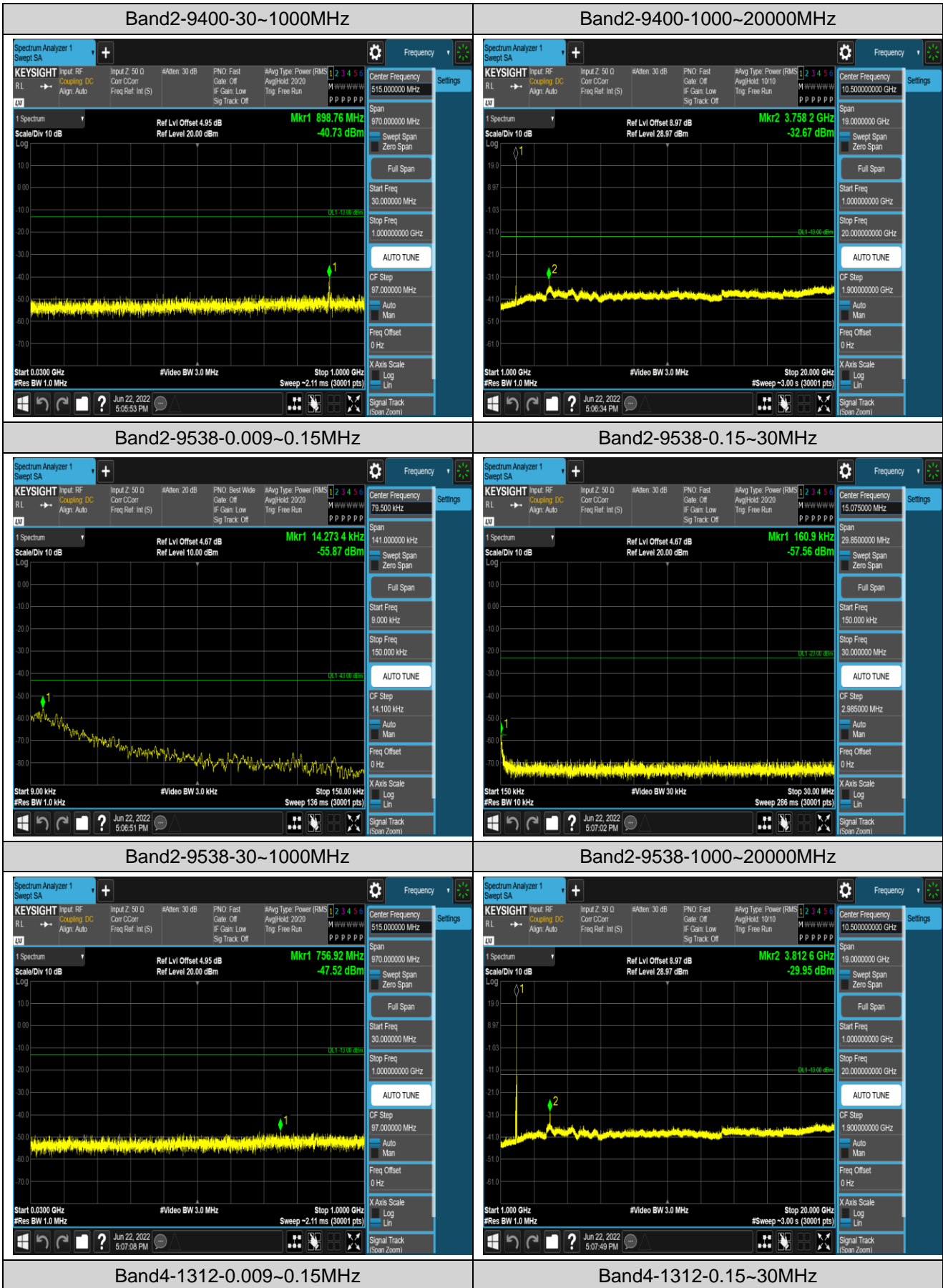
Appendix E: Conducted Spurious Emission

Test Result (WCDMA)

Band	Channel	Frequency Range (Mhz)	Frequency (dBm)	Result (dBm)	Limit (dBm)	Verdict
Band2	9262	0.009~0.15MHz	0.02	-55.3	-43	PASS
Band2	9262	0.15~30MHz	0.15	-56.19	-23	PASS
Band2	9262	30~1000MHz	859.25	-47.14	-13	PASS
Band2	9262	1000~20000MHz	3702.43	-33.41	-13	PASS
Band2	9400	0.009~0.15MHz	0.01	-57.94	-43	PASS
Band2	9400	0.15~30MHz	0.16	-57.37	-23	PASS
Band2	9400	30~1000MHz	898.76	-40.73	-13	PASS
Band2	9400	1000~20000MHz	3758.17	-32.67	-13	PASS
Band2	9538	0.009~0.15MHz	0.01	-55.87	-43	PASS
Band2	9538	0.15~30MHz	0.16	-57.56	-23	PASS
Band2	9538	30~1000MHz	756.92	-47.52	-13	PASS
Band2	9538	1000~20000MHz	3812.63	-29.95	-13	PASS
Band4	1312	0.009~0.15MHz	0.01	-55.64	-43	PASS
Band4	1312	0.15~30MHz	0.16	-58.15	-23	PASS
Band4	1312	30~1000MHz	456.19	-46.64	-13	PASS
Band4	1312	1000~20000MHz	19984.8	-33.93	-13	PASS
Band4	1413	0.009~0.15MHz	0.01	-56.15	-43	PASS
Band4	1413	0.15~30MHz	0.16	-54.06	-23	PASS
Band4	1413	30~1000MHz	914.77	-46.87	-13	PASS
Band4	1413	1000~20000MHz	19567.43	-34.71	-13	PASS
Band4	1513	0.009~0.15MHz	0.01	-57.09	-43	PASS
Band4	1513	0.15~30MHz	0.17	-57.31	-23	PASS
Band4	1513	30~1000MHz	729.14	-46.27	-13	PASS
Band4	1513	1000~20000MHz	19189.33	-34.55	-13	PASS
Band5	4132	0.009~0.15MHz	0.02	-56.05	-33	PASS
Band5	4132	0.15~30MHz	0.15	-54.38	-13	PASS
Band5	4132	30~1000MHz	988.91	-56.03	-13	PASS
Band5	4132	1000~10000MHz	3790.6	-34.78	-13	PASS
Band5	4183	0.009~0.15MHz	0.01	-56.05	-33	PASS
Band5	4183	0.15~30MHz	0.15	-56.76	-13	PASS
Band5	4183	30~1000MHz	978.6	-55.78	-13	PASS
Band5	4183	1000~10000MHz	3737.8	-33.92	-13	PASS
Band5	4233	0.009~0.15MHz	0.01	-56.42	-33	PASS
Band5	4233	0.15~30MHz	0.15	-55.9	-13	PASS
Band5	4233	30~1000MHz	979.24	-56.1	-13	PASS
Band5	4233	1000~10000MHz	3781.9	-34.48	-13	PASS

Test Graphs(WCDMA)

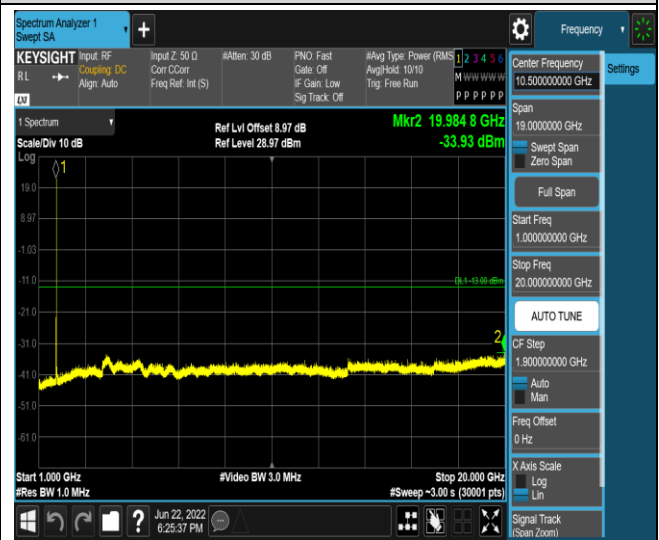
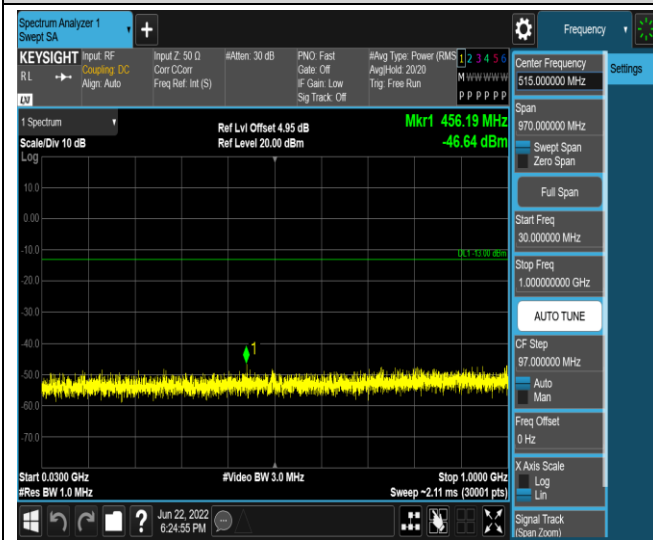






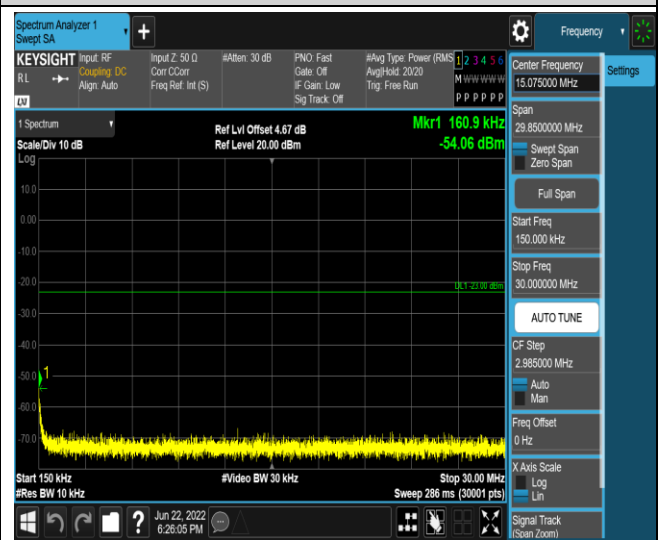
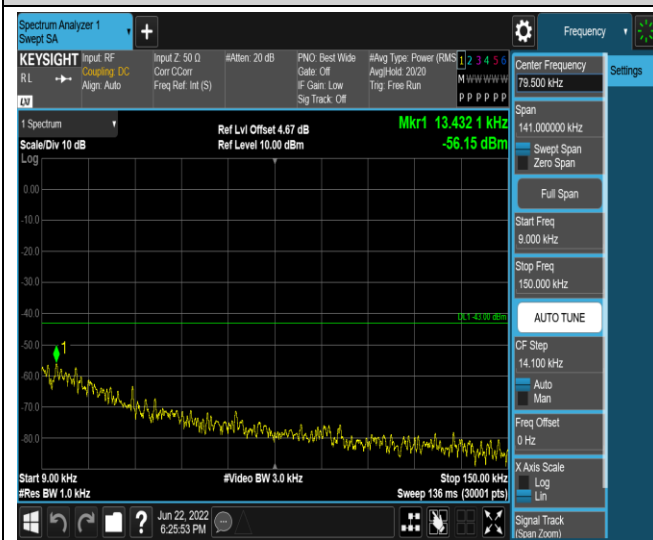
Band4-1312-30~1000MHz

Band4-1312-1000~20000MHz



Band4-1413-0.009~0.15MHz

Band4-1413-0.15~30MHz



Band4-1413-30~1000MHz

Band4-1413-1000~20000MHz



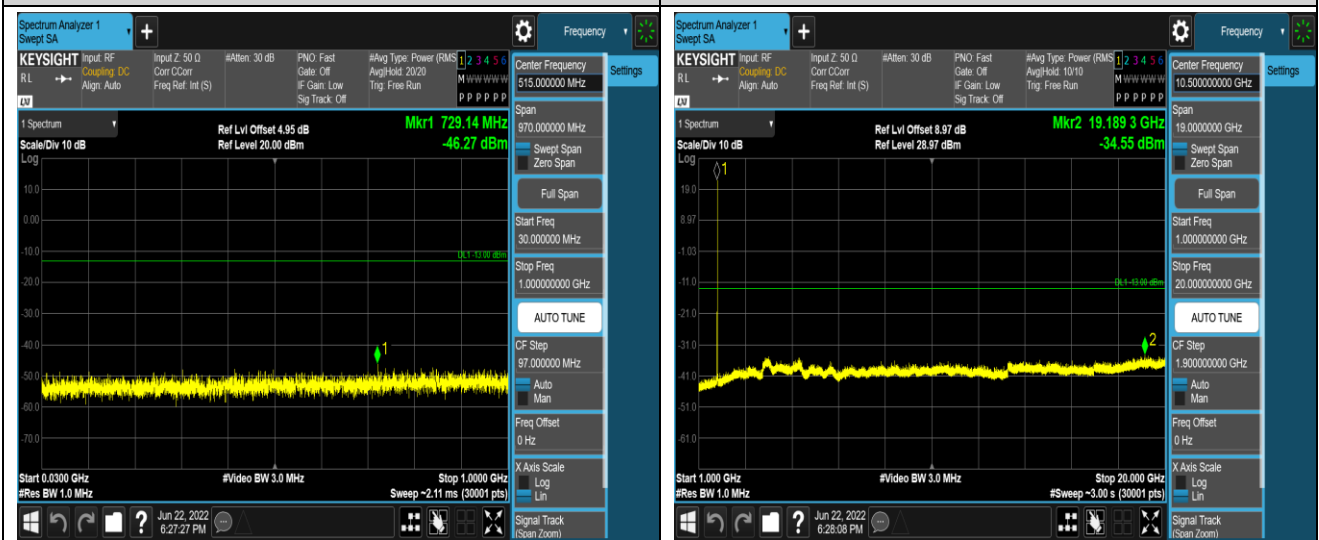
Band4-1513-0.009~0.15MHz

Band4-1513-0.15~30MHz



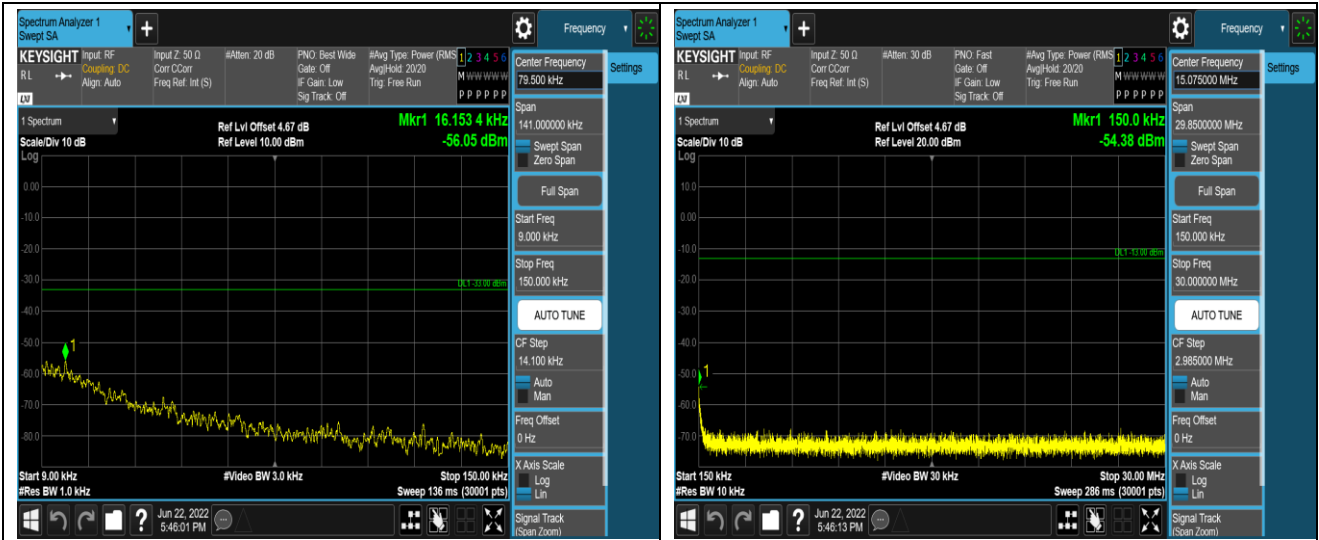
Band4-1513-30~1000MHz

Band4-1513-1000~20000MHz



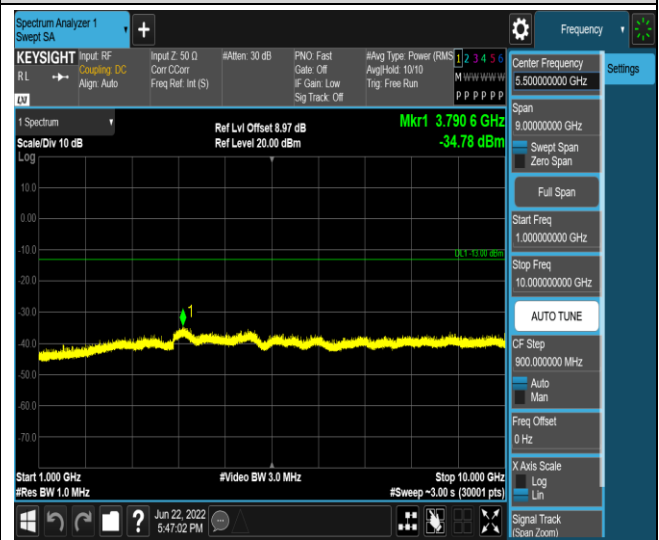
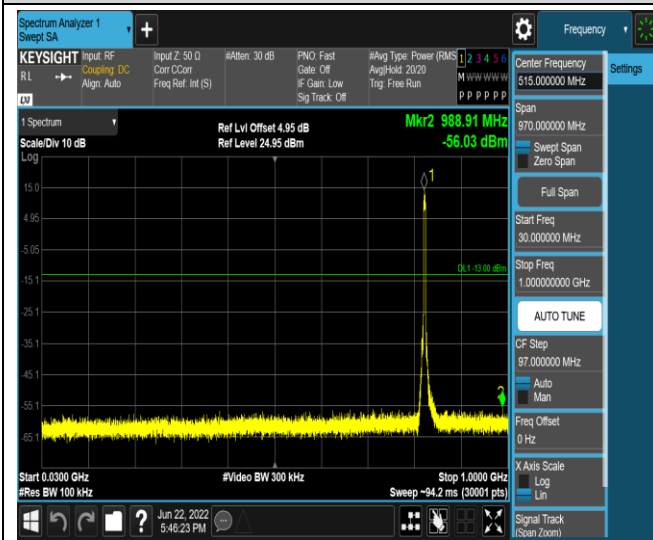
Band5-4132-0.009~0.15MHz

Band5-4132-0.15~30MHz



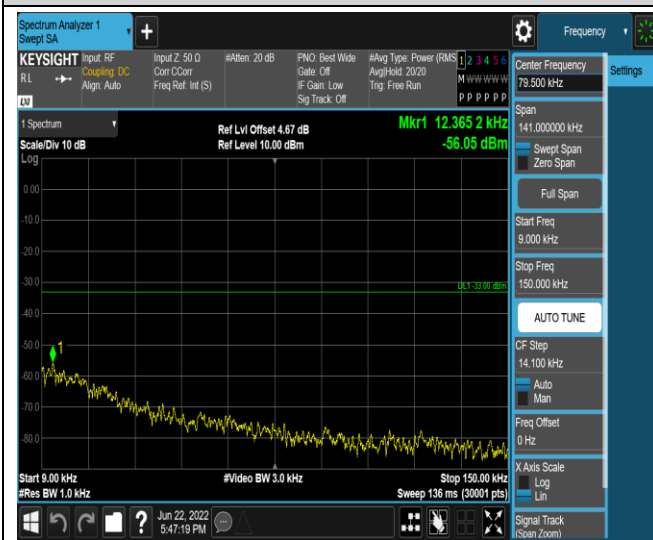
Band5-4132-30~1000MHz

Band5-4132-1000~10000MHz



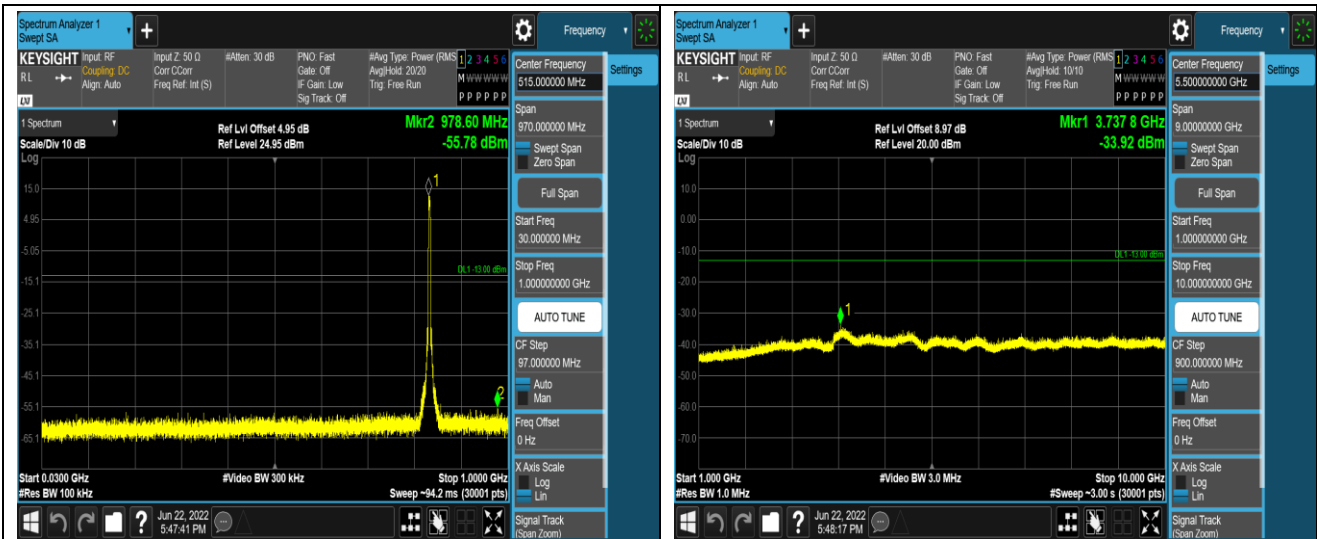
Band5-4183-0.009~0.15MHz

Band5-4183-0.15~30MHz



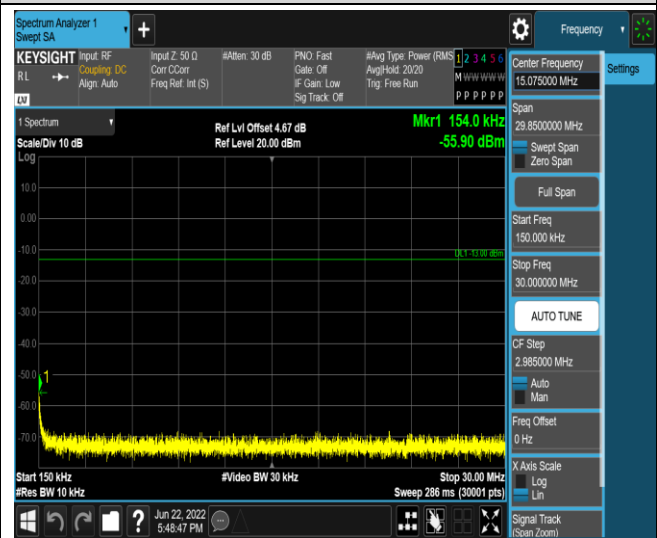
Band5-4183-30~1000MHz

Band5-4183-1000~10000MHz



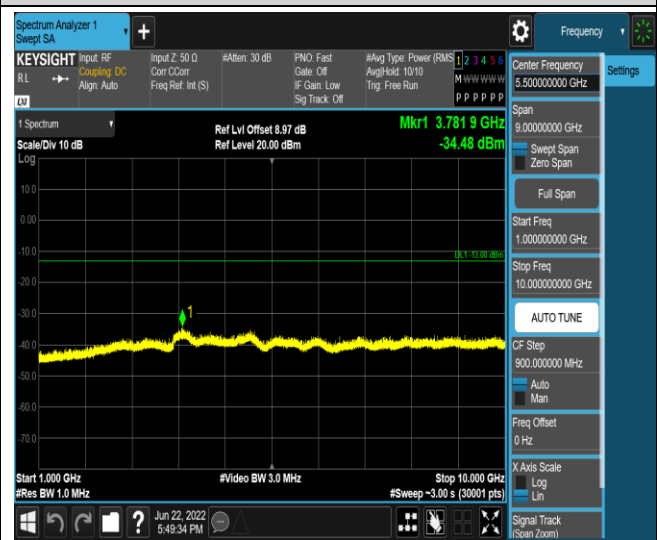
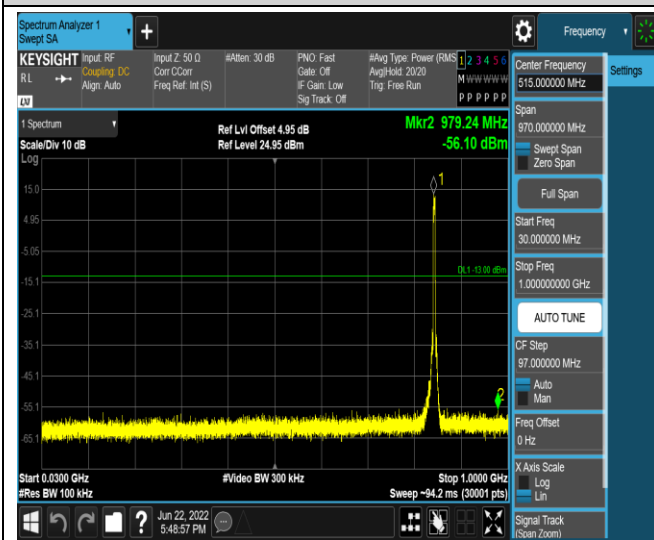
Band5-4233-0.009~0.15MHz

Band5-4233-0.15~30MHz



Band5-4233-30~1000MHz

Band5-4233-1000~10000MHz



Appendix F: Frequency Stability

Test Result

Reference Frequency: WCDMA BAND V 12.2k RMC Middle channel=4183 Frequency=836.6MHz					
Temperature					
Power supplied (Vdc)	Temperature (°C)	Frequency error		Limit (ppm)	Result
		Hz	ppm		
3.85	-30	-11.37	-0.013591	±2.5	Pass
	-20	-10.08	-0.012049		
	-10	-9.40	-0.011236		
	0	-10.76	-0.012862		
	10	-10.24	-0.012240		
	20	-9.01	-0.010770		
	30	-13.08	-0.015635		
	40	-10.14	-0.012120		
	50	-12.20	-0.014583		
Voltage					
Temperature (°C)	Power supplied (Vdc)	Frequency error		Limit (ppm)	Result
		Hz	ppm		
25	3.50	-12.42	-0.014846	±2.5	Pass
	3.85	-11.96	-0.014296		
	4.40	-12.07	-0.014427		
Remark: All channel had been tested, but only the worst case data displayed in this report.					

Reference Frequency: WCDMA BAND IV 12.2k RMC Middle Frequency=1413 channel=1732.6MHz					
Temperature					
Power supplied (Vdc)	Temperature (°C)	Frequency error		Limit (ppm)	Result
		Hz	ppm		
3.85	-30	-12.32	-0.007111	Within authorized band for BAND IV	Pass
	-20	-13.03	-0.007520		
	-10	-13.23	-0.007636		
	0	-12.33	-0.007116		
	10	-12.07	-0.006966		
	20	-10.27	-0.005928		
	30	-15.41	-0.008894		
	40	-12.03	-0.006943		
	50	-11.19	-0.006459		
Voltage					
Temperature (°C)	Power supplied (Vdc)	Frequency error		Limit (ppm)	Result
		Hz	ppm		
25	3.50	-8.02	-0.004629	Within authorized band for BAND IV	Pass
	3.85	-9.84	-0.005679		
	4.40	-14.88	-0.008588		
<i>Remark: All channel had been tested, but only the worst case data displayed in this report.</i>					

Reference Frequency: WCDMA BAND II 12.2k RMC Middle Frequency=9400 channel=1880MHz					
Temperature					
Power supplied (Vdc)	Temperature (°C)	Frequency error		Limit (ppm)	Result
		Hz	ppm		
3.85	-30	-11.01	-0.005856	Within authorized band for BAND II	Pass
	-20	-11.01	-0.005856		
	-10	-13.14	-0.006989		
	0	-14.09	-0.007495		
	10	-8.80	-0.004681		
	20	-13.65	-0.007261		
	30	-10.39	-0.005527		
	40	-7.30	-0.003883		
	50	-13.25	-0.007048		
Voltage					
Temperature (°C)	Power supplied (Vdc)	Frequency error		Limit (ppm)	Result
		Hz	ppm		
25	3.50	-11.49	-0.006112	Within authorized band for BAND II	Pass
	3.85	-14.15	-0.007527		
	4.40	-14.13	-0.007516		
Remark: All channel had been tested, but only the worst case data displayed in this report.					

Appendix G: Modulation Characteristics

Test Result

Band	Channel	Result	Verdict
Band2	9400	PASS	PASS
Band4	1413	PASS	PASS
Band5	4183	PASS	PASS

Remark: All channel had been tested, but only the worst case data displayed in this report.

Test Graphs

