

Test Plot 1#: GSM 850_Head Left Cheek_Middle**DUT: Mobile phone; Type: BB4; Serial: 19090600121**

Communication System: Generic GSM; Frequency: 836.6 MHz; Duty Cycle: 1:8

Medium parameters used: $f = 836.6$ MHz; $\sigma = 0.898$ S/m; $\epsilon_r = 40.906$; $\rho = 1000$ kg/m³ ;

Phantom section: Left Section

DASY5 Configuration:

- Probe: EX3DV4 - SN7441; ConvF(10.05, 10.05, 10.05) @ 836.6 MHz; Calibrated: 2018/12/13
- Sensor-Surface: 1.4mm (Mechanical Surface Detection)
- Electronics: DAE3 SN471; Calibrated: 2018/12/3
- Phantom: SAM (30deg probe tilt) with CRP v5.0_20150321; Type: QD000P40CD; Serial: TP:1874
- Measurement SW: DASY52, Version 52.10 (2); SEMCAD X Version 14.6.12 (7470)

Area Scan (71x101x1): Interpolated grid: dx=1.500 mm, dy=1.500 mm

Maximum value of SAR (interpolated) = 0.472 W/kg

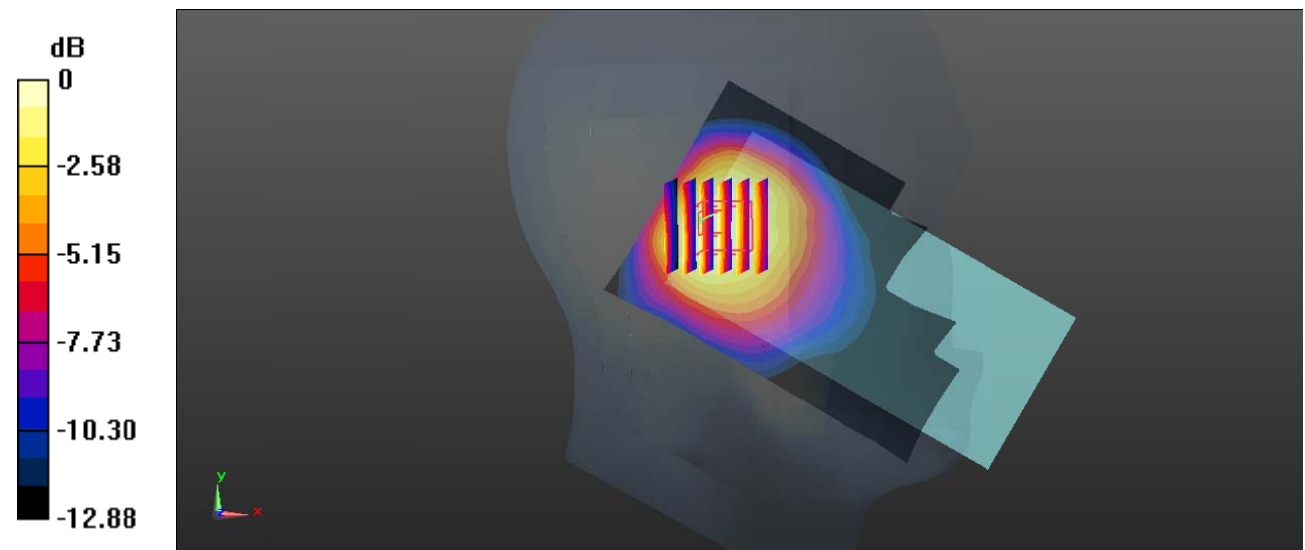
Zoom Scan (6x6x7)/Cube 0: Measurement grid: dx=8mm, dy=8mm, dz=5mm

Reference Value = 18.26 V/m; Power Drift = -0.16 dB

Peak SAR (extrapolated) = 0.485 W/kg

SAR(1 g) = 0.285 W/kg; SAR(10 g) = 0.194 W/kg

Maximum value of SAR (measured) = 0.393 W/kg



0 dB = 0.393 W/kg = -4.06 dBW/kg

Test Plot 2#: GSM 850_Head Left Tilt_Middle**DUT: Mobile phone; Type: BB4; Serial: 19090600121**

Communication System: Generic GSM; Frequency: 836.6 MHz; Duty Cycle: 1:8

Medium parameters used: $f = 836.6$ MHz; $\sigma = 0.898$ S/m; $\epsilon_r = 40.906$; $\rho = 1000$ kg/m³ ;

Phantom section: Left Section

DASY5 Configuration:

- Probe: EX3DV4 - SN7441; ConvF(10.05, 10.05, 10.05) @ 836.6 MHz; Calibrated: 2018/12/13
- Sensor-Surface: 1.4mm (Mechanical Surface Detection)
- Electronics: DAE3 SN471; Calibrated: 2018/12/3
- Phantom: SAM (30deg probe tilt) with CRP v5.0_20150321; Type: QD000P40CD; Serial: TP:1874
- Measurement SW: DASY52, Version 52.10 (2); SEMCAD X Version 14.6.12 (7470)

Area Scan (71x101x1): Interpolated grid: dx=1.500 mm, dy=1.500 mm

Maximum value of SAR (interpolated) = 0.394 W/kg

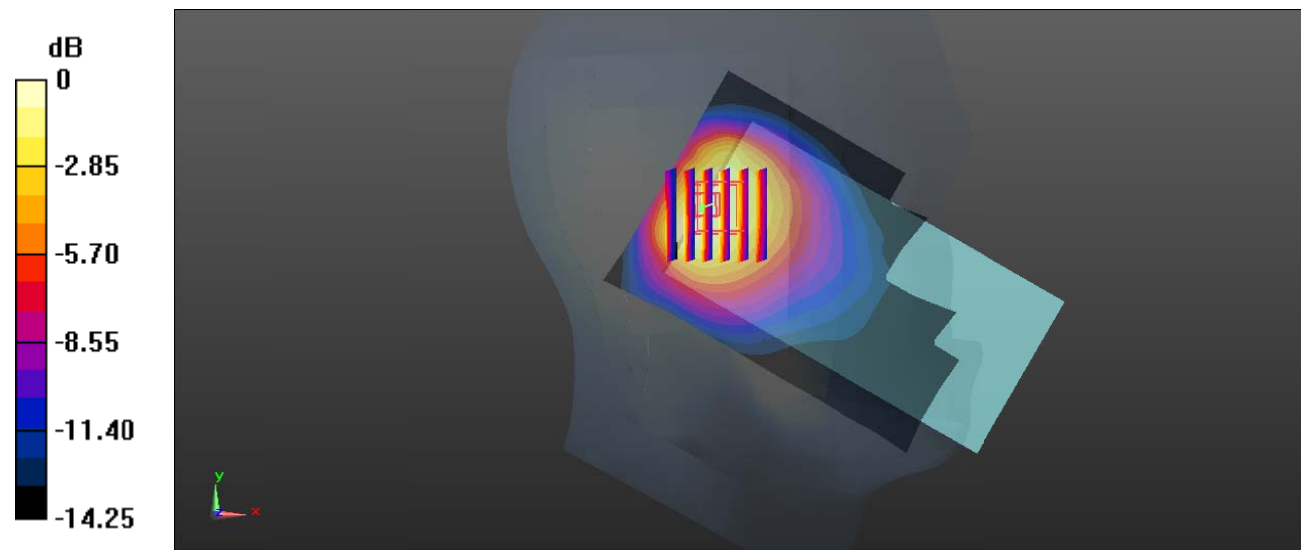
Zoom Scan (6x6x7)/Cube 0: Measurement grid: dx=8mm, dy=8mm, dz=5mm

Reference Value = 16.82 V/m; Power Drift = -0.15 dB

Peak SAR (extrapolated) = 0.459 W/kg

SAR(1 g) = 0.237 W/kg; SAR(10 g) = 0.149 W/kg

Maximum value of SAR (measured) = 0.369 W/kg



0 dB = 0.369 W/kg = -4.33 dBW/kg

Test Plot 3#: GSM 850_Head Right Cheek_Middle**DUT: Mobile phone; Type: BB4; Serial: 19090600121**

Communication System: Generic GSM; Frequency: 836.6 MHz; Duty Cycle: 1:8

Medium parameters used: $f = 836.6$ MHz; $\sigma = 0.898$ S/m; $\epsilon_r = 40.906$; $\rho = 1000$ kg/m³ ;

Phantom section: Right Section

DASY5 Configuration:

- Probe: EX3DV4 - SN7441; ConvF(10.05, 10.05, 10.05) @ 836.6 MHz; Calibrated: 2018/12/13
- Sensor-Surface: 1.4mm (Mechanical Surface Detection)
- Electronics: DAE3 SN471; Calibrated: 2018/12/3
- Phantom: SAM (30deg probe tilt) with CRP v5.0_20150321; Type: QD000P40CD; Serial: TP:1874
- Measurement SW: DASY52, Version 52.10 (2); SEMCAD X Version 14.6.12 (7470)

Area Scan (71x101x1): Interpolated grid: dx=1.500 mm, dy=1.500 mm

Maximum value of SAR (interpolated) = 0.690 W/kg


Zoom Scan (5x5x7)/Cube 0: Measurement grid: dx=8mm, dy=8mm, dz=5mm

Reference Value = 16.18 V/m; Power Drift = 0.09 dB

Peak SAR (extrapolated) = 0.826 W/kg

SAR(1 g) = 0.360 W/kg; SAR(10 g) = 0.210 W/kg

Maximum value of SAR (measured) = 0.595 W/kg



0 dB = 0.595 W/kg = -2.25 dBW/kg

Test Plot 4#: GSM 850_Head Right Tilt_Middle**DUT: Mobile phone; Type: BB4; Serial: 19090600121**

Communication System: Generic GSM; Frequency: 836.6 MHz; Duty Cycle: 1:8

Medium parameters used: $f = 836.6$ MHz; $\sigma = 0.898$ S/m; $\epsilon_r = 40.906$; $\rho = 1000$ kg/m³ ;

Phantom section: Right Section

DASY5 Configuration:

- Probe: EX3DV4 - SN7441; ConvF(10.05, 10.05, 10.05) @ 836.6 MHz; Calibrated: 2018/12/13
- Sensor-Surface: 1.4mm (Mechanical Surface Detection)
- Electronics: DAE3 SN471; Calibrated: 2018/12/3
- Phantom: SAM (30deg probe tilt) with CRP v5.0_20150321; Type: QD000P40CD; Serial: TP:1874
- Measurement SW: DASY52, Version 52.10 (2); SEMCAD X Version 14.6.12 (7470)

Area Scan (71x101x1): Interpolated grid: dx=1.500 mm, dy=1.500 mm

Maximum value of SAR (interpolated) = 0.679 W/kg

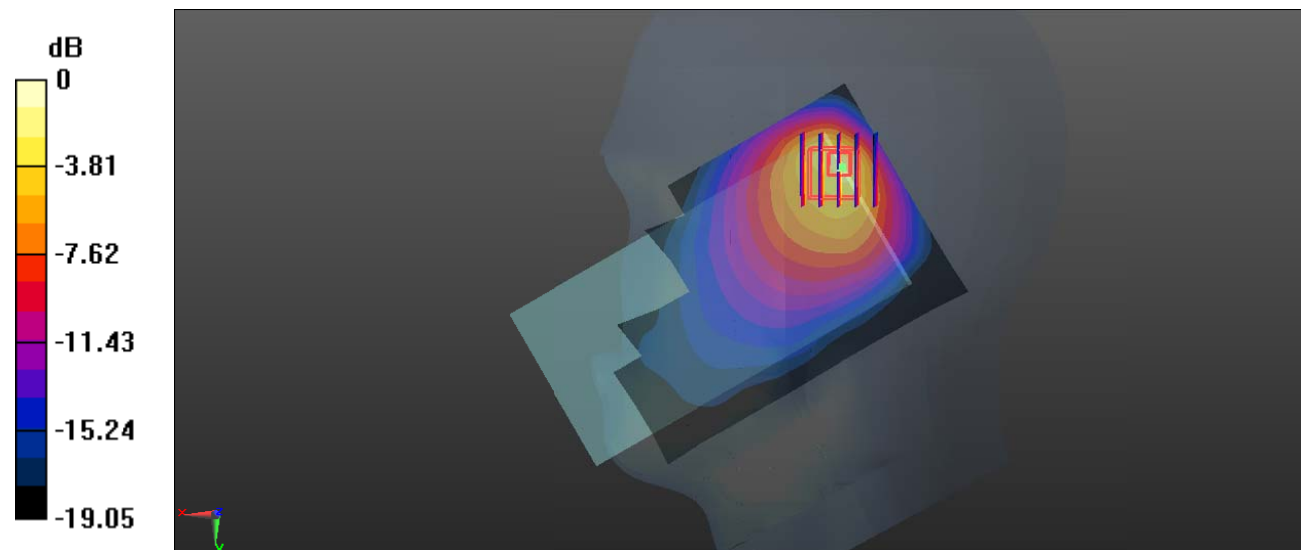
Zoom Scan (5x5x7)/Cube 0: Measurement grid: dx=8mm, dy=8mm, dz=5mm

Reference Value = 16.14 V/m; Power Drift = 0.11 dB

Peak SAR (extrapolated) = 1.31 W/kg

SAR(1 g) = 0.447 W/kg; SAR(10 g) = 0.209 W/kg

Maximum value of SAR (measured) = 0.930 W/kg



0 dB = 0.930 W/kg = -0.32 dBW/kg

Test Plot 5#: GSM 850_Body Worn Back_Middle**DUT: Mobile phone; Type: BB4; Serial: 19090600121**

Communication System: Generic GSM; Frequency: 836.6 MHz; Duty Cycle: 1:8

Medium parameters used: $f = 836.6$ MHz; $\sigma = 0.898$ S/m; $\epsilon_r = 40.906$; $\rho = 1000$ kg/m³ ;

Phantom section: Flat Section

DASY5 Configuration:

- Probe: EX3DV4 - SN7441; ConvF(10.05, 10.05, 10.05) @ 836.6 MHz; Calibrated: 2018/12/13
- Sensor-Surface: 1.4mm (Mechanical Surface Detection)
- Electronics: DAE3 SN471; Calibrated: 2018/12/3
- Phantom: SAM (30deg probe tilt) with CRP v5.0_20150321; Type: QD000P40CD; Serial: TP:1874
- Measurement SW: DASY52, Version 52.10 (2); SEMCAD X Version 14.6.12 (7470)

Area Scan (71x131x1): Interpolated grid: dx=1.500 mm, dy=1.500 mm

Maximum value of SAR (interpolated) = 0.187 W/kg

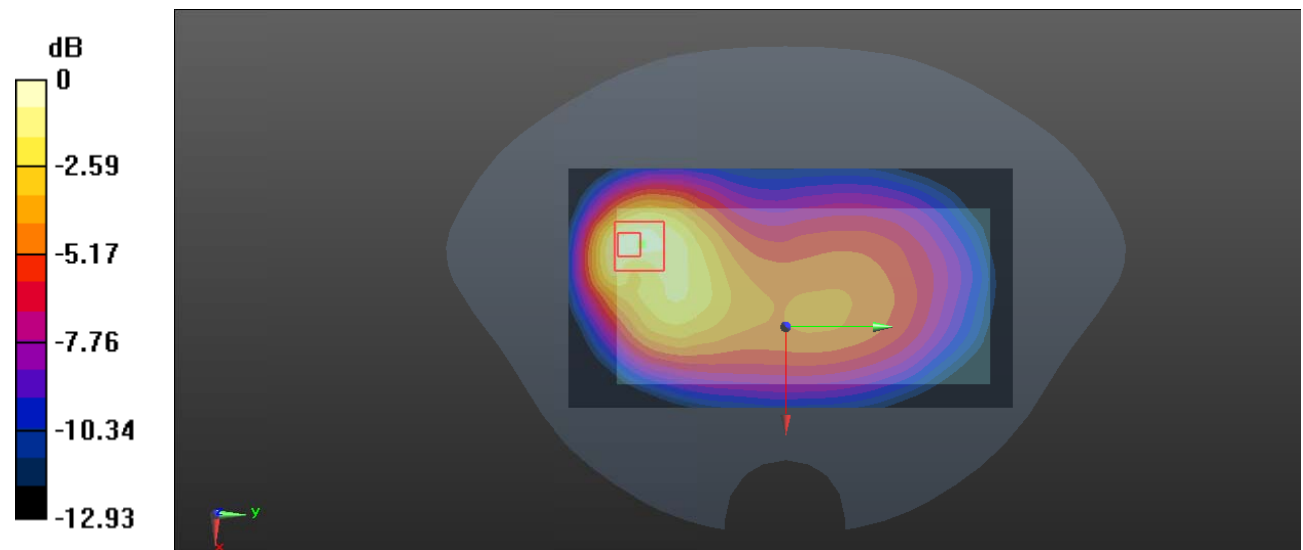
Zoom Scan (6x6x7)/Cube 0: Measurement grid: dx=8mm, dy=8mm, dz=5mm

Reference Value = 8.193 V/m; Power Drift = 0.11 dB

Peak SAR (extrapolated) = 0.249 W/kg

SAR(1 g) = 0.129 W/kg; SAR(10 g) = 0.077 W/kg

Maximum value of SAR (measured) = 0.199 W/kg



0 dB = 0.199 W/kg = -7.01 dBW/kg

Test Plot 6#: GSM 850_Body Worn Front_Middle**DUT: Mobile Phone; Type: BB4; Serial: 19090600121**

Communication System: Generic GSM; Frequency: 836.6 MHz; Duty Cycle: 1:8

Medium parameters used: $f = 836.6$ MHz; $\sigma = 0.898$ S/m; $\epsilon_r = 40.835$; $\rho = 1000$ kg/m³

Phantom section: Flat Section

DASY5 Configuration:

- Probe: EX3DV4 - SN7441; ConvF(10.05, 10.05, 10.05) @ 836.6 MHz; Calibrated: 2018/12/13
- Sensor-Surface: 1.4mm (Mechanical Surface Detection)
- Electronics: DAE3 Sn471; Calibrated: 2018/12/3
- Phantom: SAM (30deg probe tilt) with CRP v5.0_20150321; Type: QD000P40CD; Serial: TP:1874
- Measurement SW: DASY52, Version 52.10 (2); SEMCAD X Version 14.6.12 (7470)

Area Scan (71x131x1): Interpolated grid: dx=1.500 mm, dy=1.500 mm

Maximum value of SAR (interpolated) = 0.118 W/kg

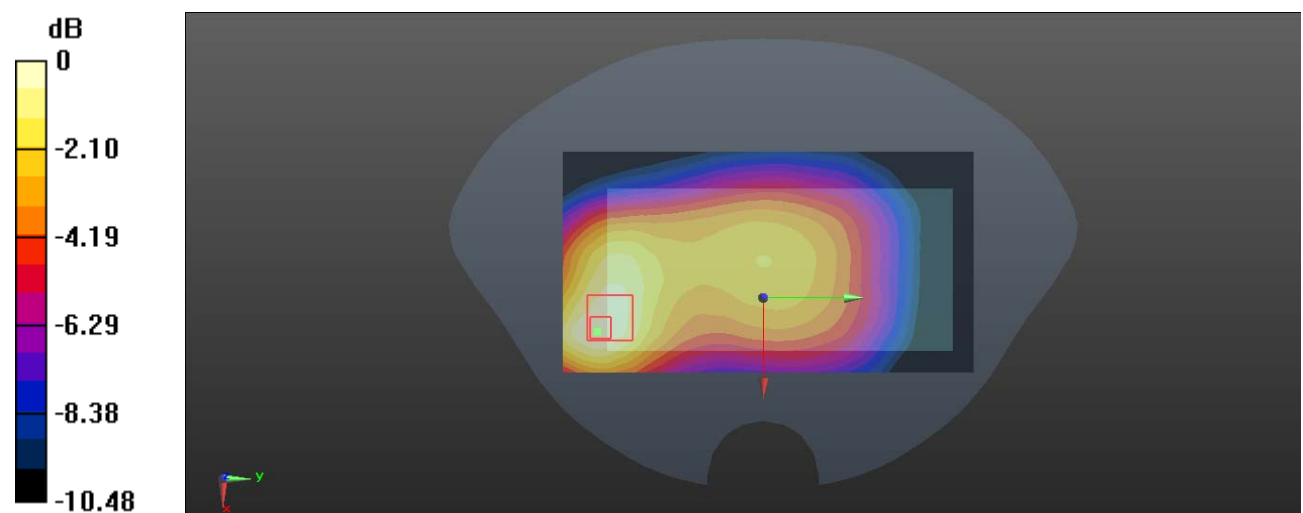
Zoom Scan (7x6x7)/Cube 0: Measurement grid: dx=8mm, dy=8mm, dz=5mm

Reference Value = 8.291 V/m; Power Drift = 0.14 dB

Peak SAR (extrapolated) = 0.134 W/kg

SAR(1 g) = 0.089 W/kg; SAR(10 g) = 0.062 W/kg

Maximum value of SAR (measured) = 0.115 W/kg



0 dB = 0.115 W/kg = -9.39 dBW/kg

Test Plot 7#: GSM 850_Body Back_Middle**DUT: Mobile phone; Type: BB4; Serial: 19090600121**

Communication System: Generic GPRS-2 slots; Frequency: 836.6 MHz; Duty Cycle: 1:4
 Medium parameters used: $f = 836.6$ MHz; $\sigma = 0.898$ S/m; $\epsilon_r = 40.906$; $\rho = 1000$ kg/m³ ;
 Phantom section: Flat Section

DASY5 Configuration:

- Probe: EX3DV4 - SN7441; ConvF(10.05, 10.05, 10.05) @ 836.6 MHz; Calibrated: 2018/12/13
- Sensor-Surface: 1.4mm (Mechanical Surface Detection)
- Electronics: DAE3 SN471; Calibrated: 2018/12/3
- Phantom: SAM (30deg probe tilt) with CRP v5.0_20150321; Type: QD000P40CD; Serial: TP:1874
- Measurement SW: DASY52, Version 52.10 (2); SEMCAD X Version 14.6.12 (7470)

Area Scan (71x131x1): Interpolated grid: dx=1.500 mm, dy=1.500 mm

Maximum value of SAR (interpolated) = 0.283 W/kg

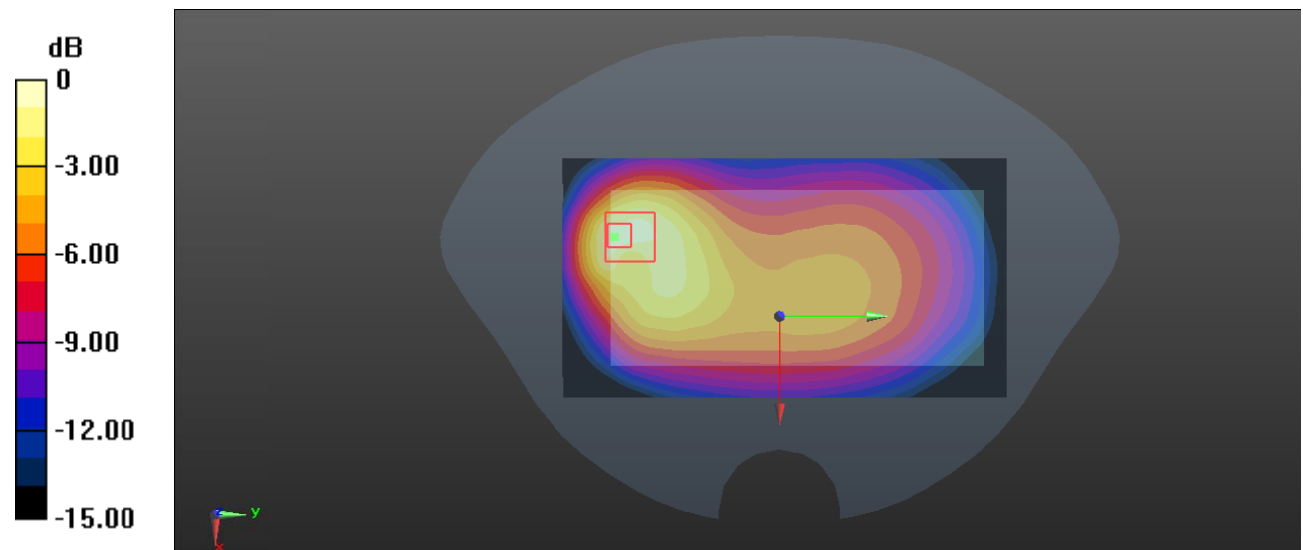
Zoom Scan (6x6x7)/Cube 0: Measurement grid: dx=8mm, dy=8mm, dz=5mm

Reference Value = 10.12 V/m; Power Drift = -0.10 dB

Peak SAR (extrapolated) = 0.386 W/kg

SAR(1 g) = 0.195 W/kg; SAR(10 g) = 0.115 W/kg

Maximum value of SAR (measured) = 0.308 W/kg



0 dB = 0.308 W/kg = -5.11 dBW/kg

Test Plot 8#: GSM 850_Body Front_Middle**DUT: Mobile Phone; Type: BB4; Serial: 19090600121**

Communication System: Generic GPRS-2 slots; Frequency: 836.6 MHz; Duty Cycle: 1:4

Medium parameters used: $f = 836.6$ MHz; $\sigma = 0.898$ S/m; $\epsilon_r = 40.835$; $\rho = 1000$ kg/m³

Phantom section: Flat Section

DASY5 Configuration:

- Probe: EX3DV4 - SN7441; ConvF(10.05, 10.05, 10.05) @ 836.6 MHz; Calibrated: 2018/12/13
- Sensor-Surface: 1.4mm (Mechanical Surface Detection)
- Electronics: DAE3 Sn471; Calibrated: 2018/12/3
- Phantom: SAM (30deg probe tilt) with CRP v5.0_20150321; Type: QD000P40CD; Serial: TP:1874
- Measurement SW: DASY52, Version 52.10 (2); SEMCAD X Version 14.6.12 (7470)

Area Scan (71x131x1): Interpolated grid: dx=1.500 mm, dy=1.500 mm

Maximum value of SAR (interpolated) = 0.185 W/kg

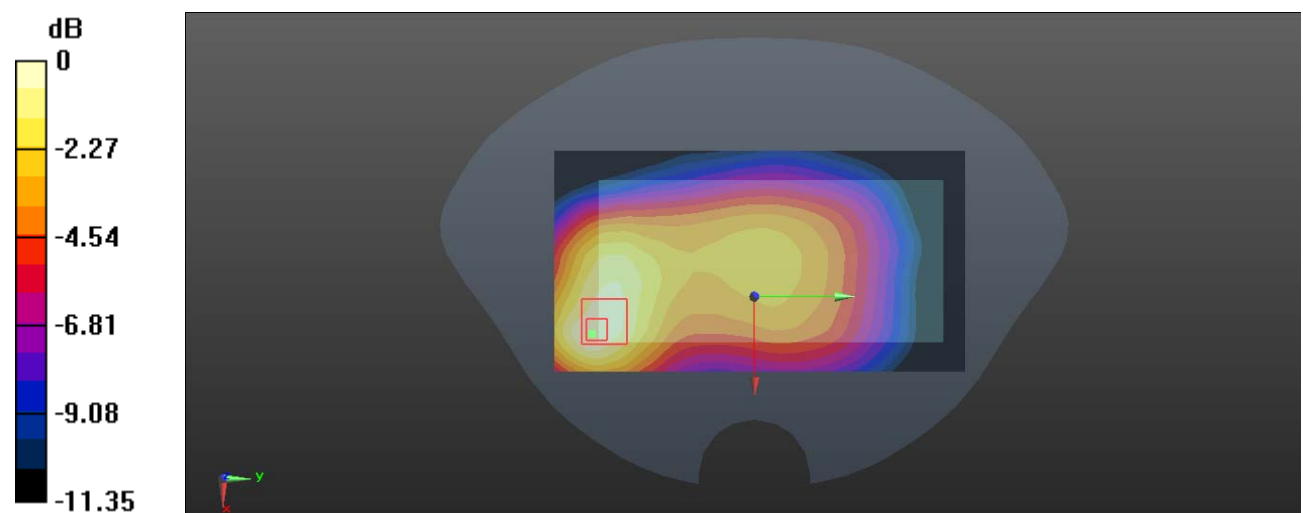
Zoom Scan (7x6x7)/Cube 0: Measurement grid: dx=8mm, dy=8mm, dz=5mm

Reference Value = 9.778 V/m; Power Drift = 0.01 dB

Peak SAR (extrapolated) = 0.213 W/kg

SAR(1 g) = 0.133 W/kg; SAR(10 g) = 0.092 W/kg

Maximum value of SAR (measured) = 0.175 W/kg



0 dB = 0.175 W/kg = -7.57 dBW/kg

Test Plot 9#: GSM 850_Body Left_Middle**DUT: Mobile phone; Type: BB4; Serial: 19090600121**

Communication System: Generic GPRS-2 slots; Frequency: 836.6 MHz; Duty Cycle: 1:4
 Medium parameters used: $f = 836.6$ MHz; $\sigma = 0.898$ S/m; $\epsilon_r = 40.906$; $\rho = 1000$ kg/m³ ;
 Phantom section: Flat Section

DASY5 Configuration:

- Probe: EX3DV4 - SN7441; ConvF(10.05, 10.05, 10.05) @ 836.6 MHz; Calibrated: 2018/12/13
- Sensor-Surface: 1.4mm (Mechanical Surface Detection)
- Electronics: DAE3 SN471; Calibrated: 2018/12/3
- Phantom: SAM (30deg probe tilt) with CRP v5.0_20150321; Type: QD000P40CD; Serial: TP:1874
- Measurement SW: DASY52, Version 52.10 (2); SEMCAD X Version 14.6.12 (7470)

Area Scan (41x131x1): Interpolated grid: dx=1.500 mm, dy=1.500 mm

Maximum value of SAR (interpolated) = 0.0650 W/kg

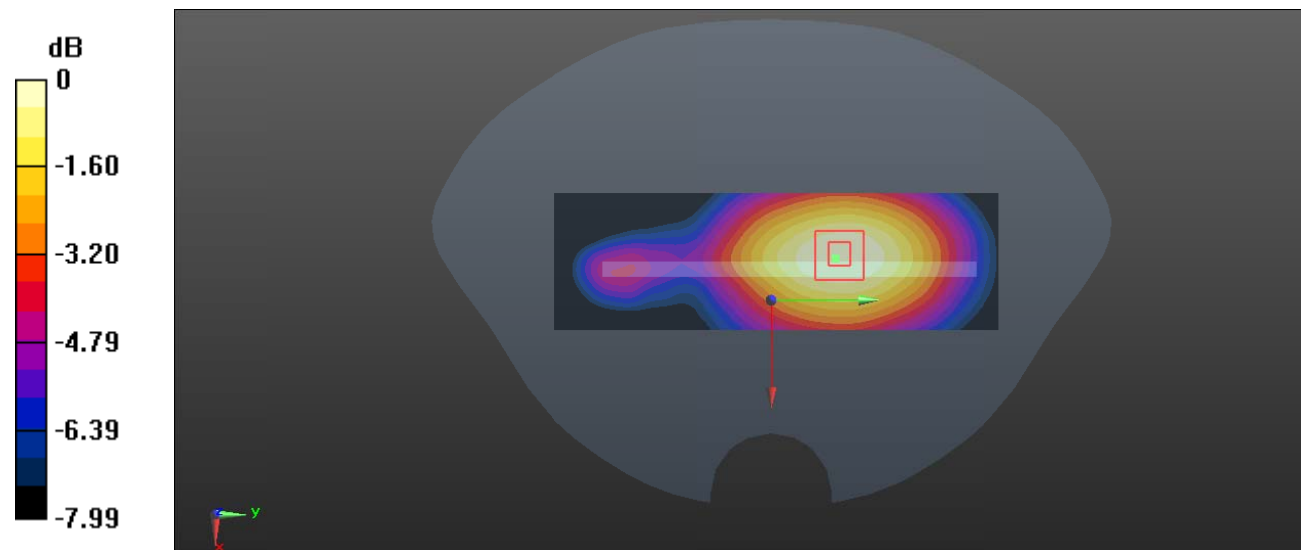
Zoom Scan (5x5x7)/Cube 0: Measurement grid: dx=8mm, dy=8mm, dz=5mm

Reference Value = 6.767 V/m; Power Drift = -0.13 dB

Peak SAR (extrapolated) = 0.0700 W/kg

SAR(1 g) = 0.050 W/kg; SAR(10 g) = 0.036 W/kg

Maximum value of SAR (measured) = 0.0632 W/kg



0 dB = 0.0632 W/kg = -11.99 dBW/kg

Test Plot 10#: GSM 850_Body Top_Middle**DUT: Mobile phone; Type: BB4; Serial: 19090600121**

Communication System: Generic GPRS-2 slots; Frequency: 836.6 MHz; Duty Cycle: 1:4
 Medium parameters used: $f = 836.6$ MHz; $\sigma = 0.898$ S/m; $\epsilon_r = 40.906$; $\rho = 1000$ kg/m³ ;
 Phantom section: Flat Section

DASY5 Configuration:

- Probe: EX3DV4 - SN7441; ConvF(10.05, 10.05, 10.05) @ 836.6 MHz; Calibrated: 2018/12/13
- Sensor-Surface: 1.4mm (Mechanical Surface Detection)
- Electronics: DAE3 SN471; Calibrated: 2018/12/3
- Phantom: SAM (30deg probe tilt) with CRP v5.0_20150321; Type: QD000P40CD; Serial: TP:1874
- Measurement SW: DASY52, Version 52.10 (2); SEMCAD X Version 14.6.12 (7470)

Area Scan (41x71x1): Interpolated grid: dx=1.500 mm, dy=1.500 mm

Maximum value of SAR (interpolated) = 0.369 W/kg

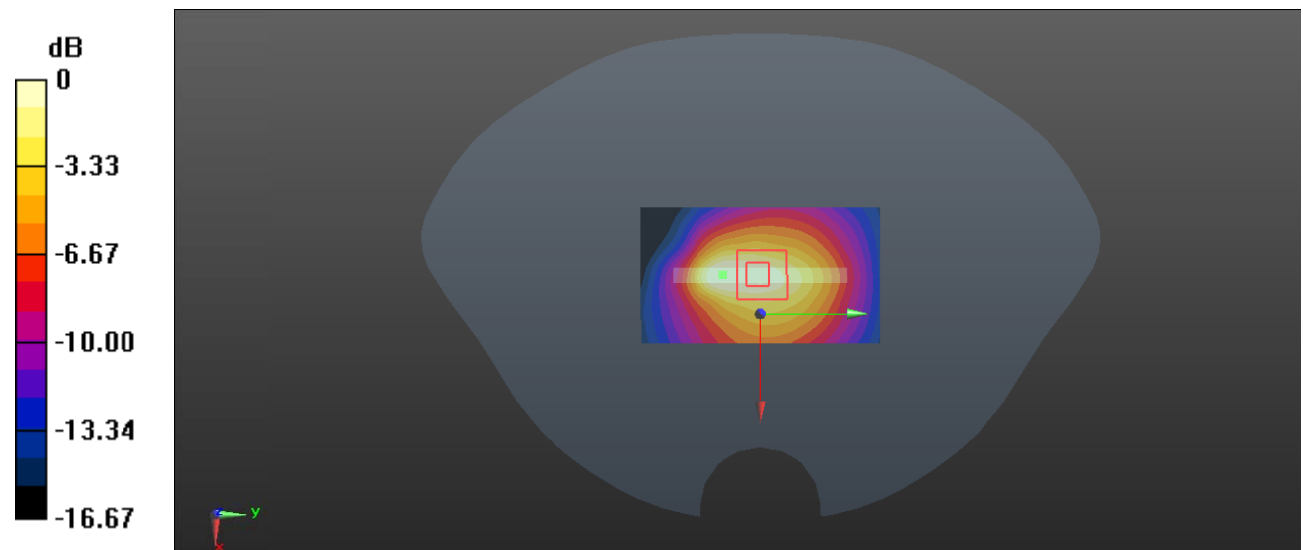
Zoom Scan (6x7x7)/Cube 0: Measurement grid: dx=8mm, dy=8mm, dz=5mm

Reference Value = 15.20 V/m; Power Drift = -0.10 dB

Peak SAR (extrapolated) = 0.491 W/kg

SAR(1 g) = 0.186 W/kg; SAR(10 g) = 0.107 W/kg

Maximum value of SAR (measured) = 0.322 W/kg



0 dB = 0.322 W/kg = -4.92 dBW/kg

Test Plot 11#: PCS 1900_Head Left Cheek_Middle**DUT: Mobile phone; Type: BB4; Serial: 19090600121**

Communication System: Generic GSM; Frequency: 1880 MHz; Duty Cycle: 1:8
Medium parameters used: $f = 1880$ MHz; $\sigma = 1.397$ S/m; $\epsilon_r = 39.007$; $\rho = 1000$ kg/m³ ;
Phantom section: Left Section

DASY5 Configuration:

- Probe: EX3DV4 - SN7441; ConvF(7.97, 7.97, 7.97) @ 1880 MHz; Calibrated: 2018/12/13
- Sensor-Surface: 1.4mm (Mechanical Surface Detection)
- Electronics: DAE3 SN471; Calibrated: 2018/12/3
- Phantom: SAM (30deg probe tilt) with CRP v5.0_20150321; Type: QD000P40CD; Serial: TP:1874
- Measurement SW: DASY52, Version 52.10 (2); SEMCAD X Version 14.6.12 (7470)

Area Scan (71x101x1): Interpolated grid: dx=1.500 mm, dy=1.500 mm

Maximum value of SAR (interpolated) = 0.766 W/kg

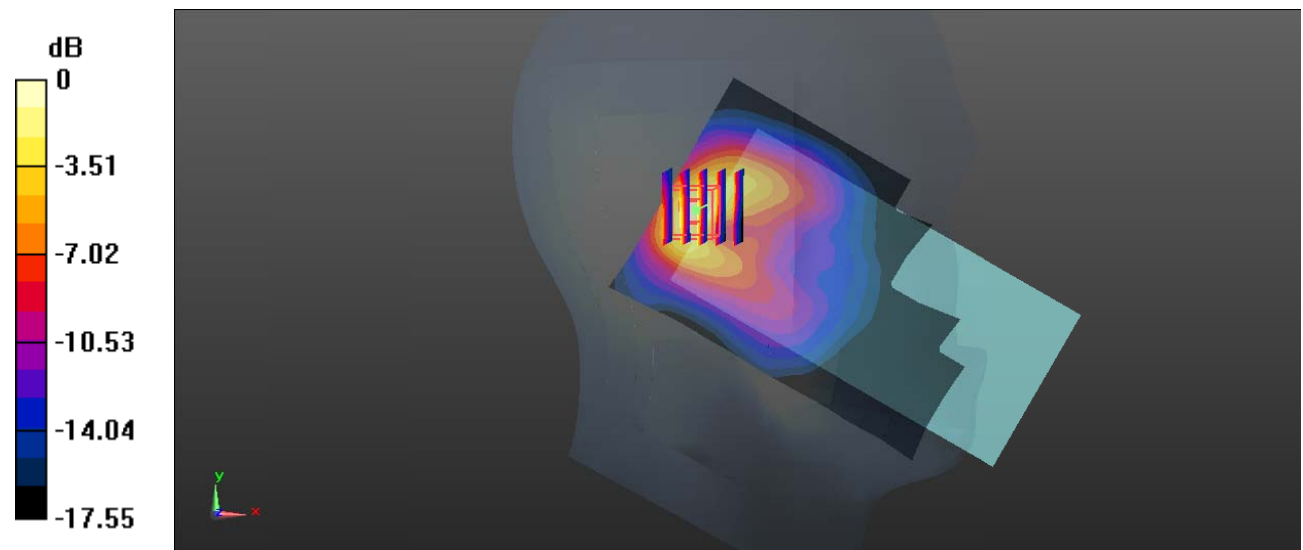
Zoom Scan (5x5x7)/Cube 0: Measurement grid: dx=8mm, dy=8mm, dz=5mm

Reference Value = 16.09 V/m; Power Drift = 0.09 dB

Peak SAR (extrapolated) = 0.929 W/kg

SAR(1 g) = 0.457 W/kg; SAR(10 g) = 0.218 W/kg

Maximum value of SAR (measured) = 0.767 W/kg



0 dB = 0.767 W/kg = -1.15 dBW/kg

Test Plot 12#: PCS 1900_Head Left Tilt_Middle**DUT: Mobile phone; Type: BB4; Serial: 19090600121**

Communication System: Generic GSM; Frequency: 1880 MHz; Duty Cycle: 1:8
Medium parameters used: $f = 1880$ MHz; $\sigma = 1.397$ S/m; $\epsilon_r = 39.007$; $\rho = 1000$ kg/m³ ;
Phantom section: Left Section

DASY5 Configuration:

- Probe: EX3DV4 - SN7441; ConvF(7.97, 7.97, 7.97) @ 1880 MHz; Calibrated: 2018/12/13
- Sensor-Surface: 1.4mm (Mechanical Surface Detection)
- Electronics: DAE3 SN471; Calibrated: 2018/12/3
- Phantom: SAM (30deg probe tilt) with CRP v5.0_20150321; Type: QD000P40CD; Serial: TP:1874
- Measurement SW: DASY52, Version 52.10 (2); SEMCAD X Version 14.6.12 (7470)

Area Scan (71x101x1): Interpolated grid: dx=1.500 mm, dy=1.500 mm

Maximum value of SAR (interpolated) = 0.796 W/kg

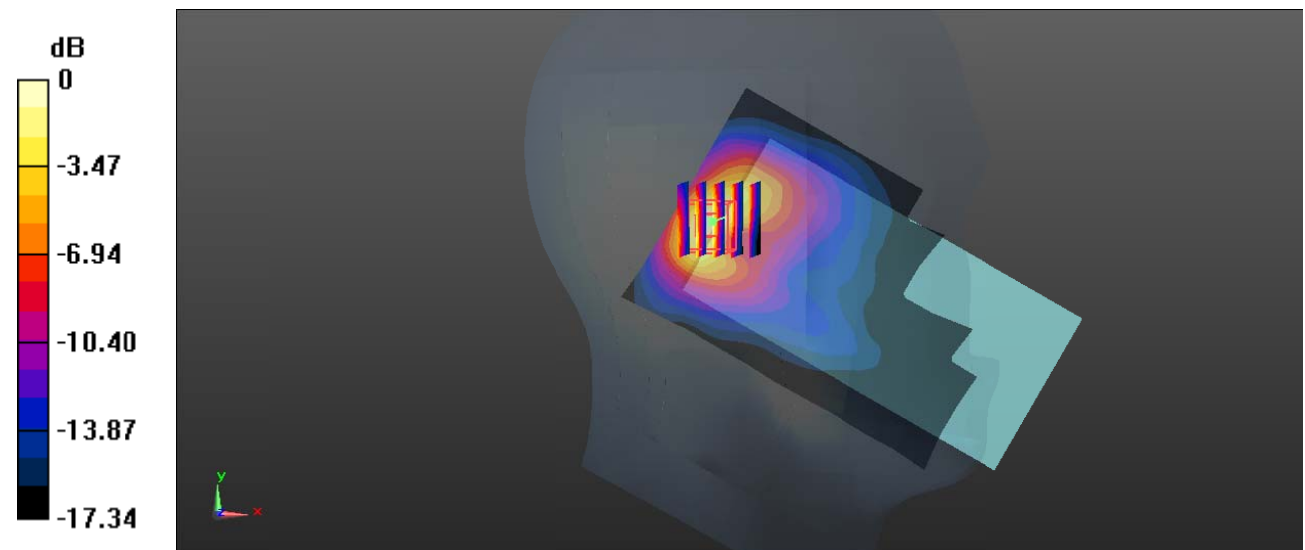
Zoom Scan (5x5x7)/Cube 0: Measurement grid: dx=8mm, dy=8mm, dz=5mm

Reference Value = 16.07 V/m; Power Drift = 0.03 dB

Peak SAR (extrapolated) = 0.960 W/kg

SAR(1 g) = 0.489 W/kg; SAR(10 g) = 0.233 W/kg

Maximum value of SAR (measured) = 0.793 W/kg



0 dB = 0.793 W/kg = -1.01 dBW/kg

Test Plot 13#: PCS 1900_Head Right Cheek_Middle**DUT: Mobile phone; Type: BB4; Serial: 19090600121**

Communication System: Generic GSM; Frequency: 1880 MHz; Duty Cycle: 1:8
Medium parameters used: $f = 1880$ MHz; $\sigma = 1.397$ S/m; $\epsilon_r = 39.007$; $\rho = 1000$ kg/m³ ;
Phantom section: Right Section

DASY5 Configuration:

- Probe: EX3DV4 - SN7441; ConvF(7.97, 7.97, 7.97) @ 1880 MHz; Calibrated: 2018/12/13
- Sensor-Surface: 1.4mm (Mechanical Surface Detection)
- Electronics: DAE3 SN471; Calibrated: 2018/12/3
- Phantom: SAM (30deg probe tilt) with CRP v5.0_20150321; Type: QD000P40CD; Serial: TP:1874
- Measurement SW: DASY52, Version 52.10 (2); SEMCAD X Version 14.6.12 (7470)

Area Scan (71x101x1): Interpolated grid: dx=1.500 mm, dy=1.500 mm

Maximum value of SAR (interpolated) = 1.16 W/kg


Zoom Scan (5x5x7)/Cube 0: Measurement grid: dx=8mm, dy=8mm, dz=5mm

Reference Value = 15.58 V/m; Power Drift = -0.19 dB

Peak SAR (extrapolated) = 1.51 W/kg

SAR(1 g) = 0.707 W/kg; SAR(10 g) = 0.312 W/kg

Maximum value of SAR (measured) = 1.17 W/kg



0 dB = 1.17 W/kg = 0.68 dBW/kg

Test Plot 14#: PCS 1900_Head Right Tilt_Middle**DUT: Mobile phone; Type: BB4; Serial: 19090600121**

Communication System: Generic GSM; Frequency: 1880 MHz; Duty Cycle: 1:8
Medium parameters used: $f = 1880$ MHz; $\sigma = 1.397$ S/m; $\epsilon_r = 39.007$; $\rho = 1000$ kg/m³ ;
Phantom section: Right Section

DASY5 Configuration:

- Probe: EX3DV4 - SN7441; ConvF(7.97, 7.97, 7.97) @ 1880 MHz; Calibrated: 2018/12/13
- Sensor-Surface: 1.4mm (Mechanical Surface Detection)
- Electronics: DAE3 SN471; Calibrated: 2018/12/3
- Phantom: SAM (30deg probe tilt) with CRP v5.0_20150321; Type: QD000P40CD; Serial: TP:1874
- Measurement SW: DASY52, Version 52.10 (2); SEMCAD X Version 14.6.12 (7470)

Area Scan (71x101x1): Interpolated grid: dx=1.500 mm, dy=1.500 mm

Maximum value of SAR (interpolated) = 1.15 W/kg

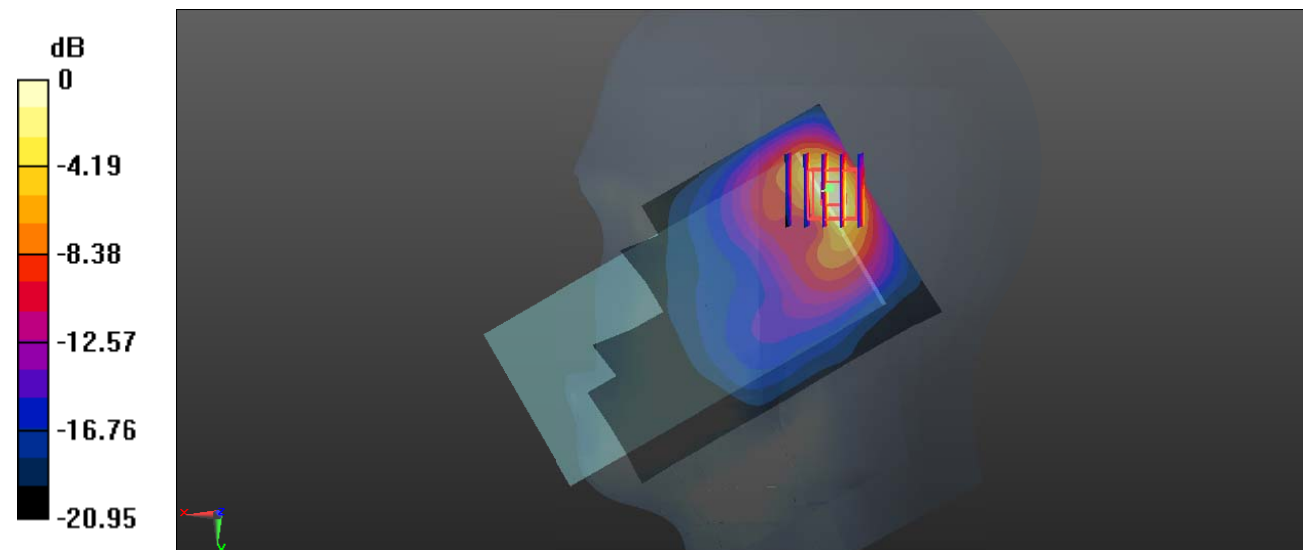
Zoom Scan (5x5x7)/Cube 0: Measurement grid: dx=8mm, dy=8mm, dz=5mm

Reference Value = 16.64 V/m; Power Drift = 0.02 dB

Peak SAR (extrapolated) = 1.53 W/kg

SAR(1 g) = 0.725 W/kg; SAR(10 g) = 0.316 W/kg

Maximum value of SAR (measured) = 1.25 W/kg



0 dB = 1.25 W/kg = 0.97 dBW/kg

Test Plot 15#: PCS 1900_Body Worn Back_Middle**DUT: Mobile phone; Type: BB4; Serial: 19090600121**

Communication System: Generic GSM; Frequency: 1880 MHz; Duty Cycle: 1:8
Medium parameters used: $f = 1880$ MHz; $\sigma = 1.397$ S/m; $\epsilon_r = 39.007$; $\rho = 1000$ kg/m³ ;
Phantom section: Flat Section

DASY5 Configuration:

- Probe: EX3DV4 - SN7441; ConvF(7.97, 7.97, 7.97) @ 1880 MHz; Calibrated: 2018/12/13
- Sensor-Surface: 1.4mm (Mechanical Surface Detection)
- Electronics: DAE3 SN471; Calibrated: 2018/12/3
- Phantom: SAM (30deg probe tilt) with CRP v5.0_20150321; Type: QD000P40CD; Serial: TP:1874
- Measurement SW: DASY52, Version 52.10 (2); SEMCAD X Version 14.6.12 (7470)

Area Scan (71x131x1): Interpolated grid: dx=1.500 mm, dy=1.500 mm

Maximum value of SAR (interpolated) = 0.360 W/kg

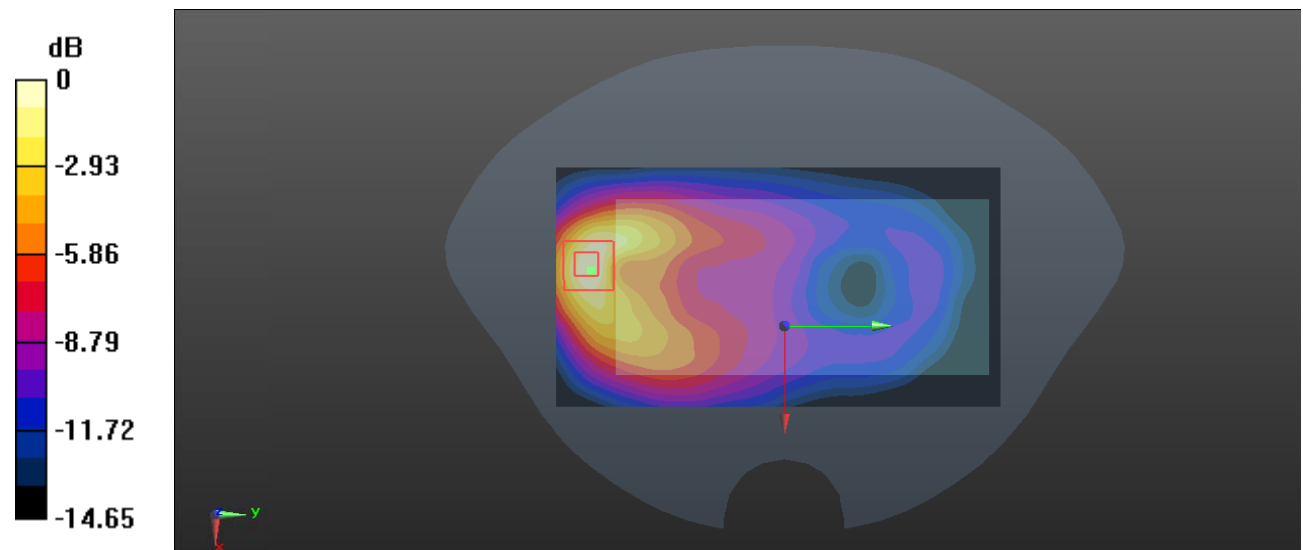
Zoom Scan (5x5x7)/Cube 0: Measurement grid: dx=8mm, dy=8mm, dz=5mm

Reference Value = 5.039 V/m; Power Drift = 0.10 dB

Peak SAR (extrapolated) = 0.451 W/kg

SAR(1 g) = 0.235 W/kg; SAR(10 g) = 0.120 W/kg

Maximum value of SAR (measured) = 0.364 W/kg



0 dB = 0.364 W/kg = -4.39 dBW/kg

Test Plot 16#: PCS 1900_Body Worn Front_Middle**DUT: Mobile Phone; Type: BB4; Serial: 19090600121**

Communication System: Generic GSM; Frequency: 1880 MHz; Duty Cycle: 1:8

Medium parameters used: $f = 1880$ MHz; $\sigma = 1.39$ S/m; $\epsilon_r = 39.012$; $\rho = 1000$ kg/m³

Phantom section: Flat Section

DASY5 Configuration:

- Probe: EX3DV4 - SN7441; ConvF(7.97, 7.97, 7.97) @ 1880 MHz; Calibrated: 2018/12/13
- Sensor-Surface: 1.4mm (Mechanical Surface Detection)
- Electronics: DAE3 Sn471; Calibrated: 2018/12/3
- Phantom: SAM (30deg probe tilt) with CRP v5.0_20150321; Type: QD000P40CD; Serial: TP:1874
- Measurement SW: DASY52, Version 52.10 (2); SEMCAD X Version 14.6.12 (7470)

Area Scan (71x141x1): Interpolated grid: dx=1.500 mm, dy=1.500 mm

Maximum value of SAR (interpolated) = 0.126 W/kg

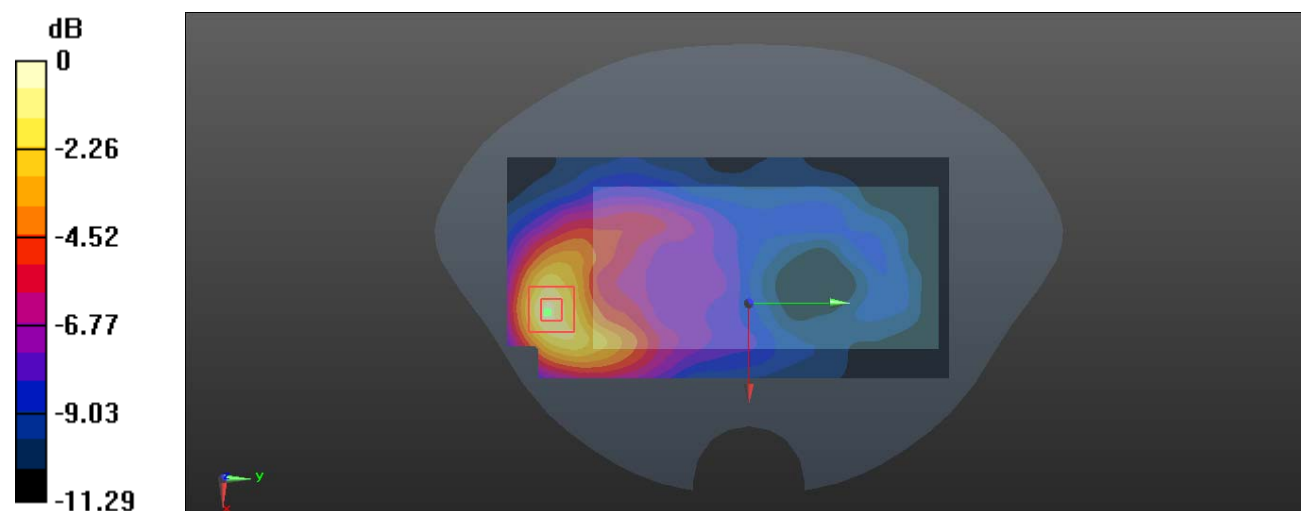
Zoom Scan (5x5x7)/Cube 0: Measurement grid: dx=8mm, dy=8mm, dz=5mm

Reference Value = 3.468 V/m; Power Drift = -0.06 dB

Peak SAR (extrapolated) = 0.171 W/kg

SAR(1 g) = 0.095 W/kg; SAR(10 g) = 0.054 W/kg

Maximum value of SAR (measured) = 0.141 W/kg



0 dB = 0.141 W/kg = -8.51 dBW/kg

Test Plot 17#: PCS 1900_Body Back_Middle**DUT: Mobile phone; Type: BB4; Serial: 19090600121**

Communication System: Generic GPRS-3 slots; Frequency: 1880 MHz; Duty Cycle: 1:2.66

Medium parameters used: $f = 1880$ MHz; $\sigma = 1.397$ S/m; $\epsilon_r = 39.007$; $\rho = 1000$ kg/m³ ;

Phantom section: Flat Section

DASY5 Configuration:

- Probe: EX3DV4 - SN7441; ConvF(7.97, 7.97, 7.97) @ 1880 MHz; Calibrated: 2018/12/13
- Sensor-Surface: 1.4mm (Mechanical Surface Detection)
- Electronics: DAE3 SN471; Calibrated: 2018/12/3
- Phantom: SAM (30deg probe tilt) with CRP v5.0_20150321; Type: QD000P40CD; Serial: TP:1874
- Measurement SW: DASY52, Version 52.10 (2); SEMCAD X Version 14.6.12 (7470)

Area Scan (71x131x1): Interpolated grid: dx=1.500 mm, dy=1.500 mm

Maximum value of SAR (interpolated) = 0.545 W/kg

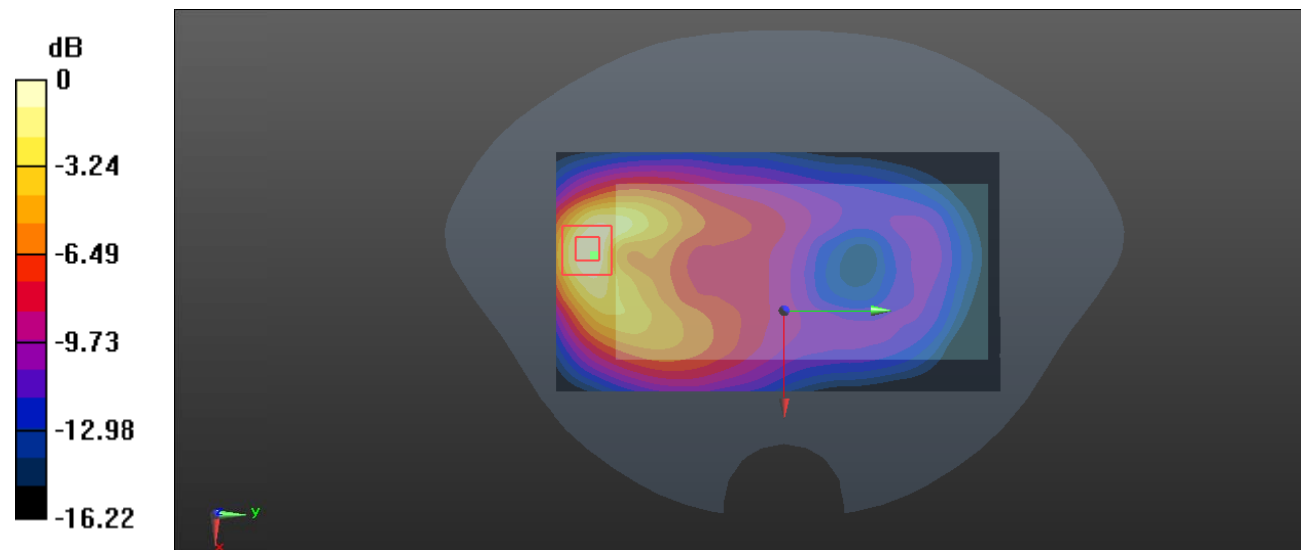
Zoom Scan (5x5x7)/Cube 0: Measurement grid: dx=8mm, dy=8mm, dz=5mm

Reference Value = 6.027 V/m; Power Drift = 0.12 dB

Peak SAR (extrapolated) = 0.676 W/kg

SAR(1 g) = 0.352 W/kg; SAR(10 g) = 0.177 W/kg

Maximum value of SAR (measured) = 0.536 W/kg



0 dB = 0.536 W/kg = -2.71 dBW/kg

Test Plot 18#: PCS 1900_Body Front_Middle**DUT: Mobile Phone; Type: BB4; Serial: 19090600121**

Communication System: Generic GPRS-3 slots; Frequency: 1880 MHz; Duty Cycle: 1:2.66

Medium parameters used: $f = 1880$ MHz; $\sigma = 1.39$ S/m; $\epsilon_r = 39.012$; $\rho = 1000$ kg/m³

Phantom section: Flat Section

DASY5 Configuration:

- Probe: EX3DV4 - SN7441; ConvF(7.97, 7.97, 7.97) @ 1880 MHz; Calibrated: 2018/12/13
- Sensor-Surface: 1.4mm (Mechanical Surface Detection)
- Electronics: DAE3 Sn471; Calibrated: 2018/12/3
- Phantom: SAM (30deg probe tilt) with CRP v5.0_20150321; Type: QD000P40CD; Serial: TP:1874
- Measurement SW: DASY52, Version 52.10 (2); SEMCAD X Version 14.6.12 (7470)

Area Scan (71x131x1): Interpolated grid: dx=1.500 mm, dy=1.500 mm

Maximum value of SAR (interpolated) = 0.193 W/kg

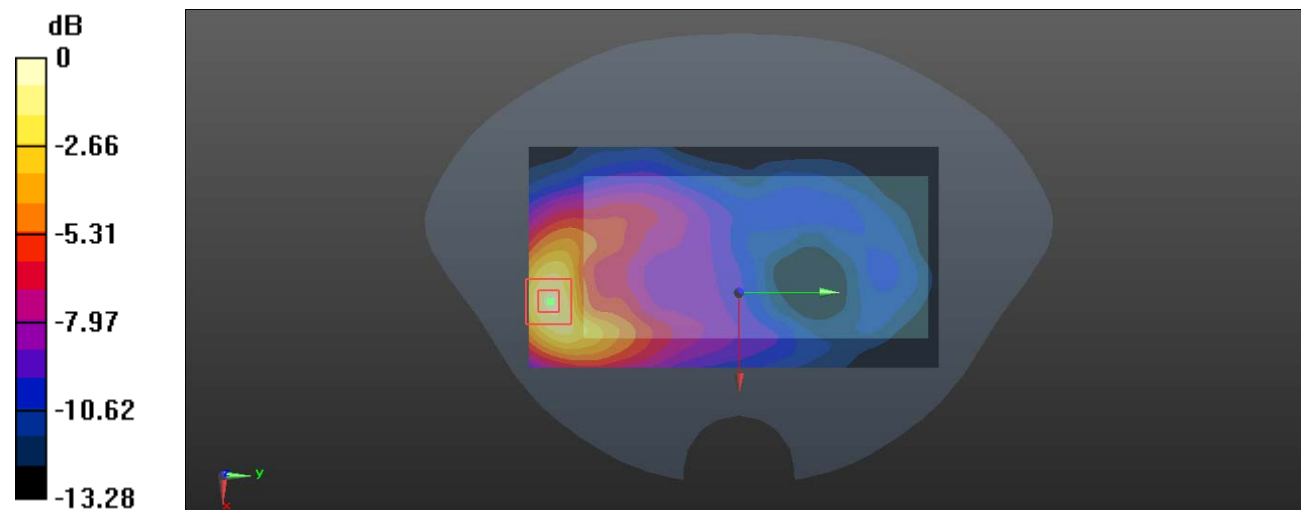
Zoom Scan (5x5x7)/Cube 0: Measurement grid: dx=8mm, dy=8mm, dz=5mm

Reference Value = 3.867 V/m; Power Drift = 0.17 dB

Peak SAR (extrapolated) = 0.272 W/kg

SAR(1 g) = 0.146 W/kg; SAR(10 g) = 0.079 W/kg

Maximum value of SAR (measured) = 0.228 W/kg



0 dB = 0.228 W/kg = -6.42 dBW/kg

Test Plot 19#: PCS 1900_Body Left_Middle**DUT: Mobile phone; Type: BB4; Serial: 19090600121**

Communication System: Generic GPRS-3 slots; Frequency: 1880 MHz; Duty Cycle: 1:2.66

Medium parameters used: $f = 1880$ MHz; $\sigma = 1.397$ S/m; $\epsilon_r = 39.007$; $\rho = 1000$ kg/m³ ;

Phantom section: Flat Section

DASY5 Configuration:

- Probe: EX3DV4 - SN7441; ConvF(7.97, 7.97, 7.97) @ 1880 MHz; Calibrated: 2018/12/13
- Sensor-Surface: 1.4mm (Mechanical Surface Detection)
- Electronics: DAE3 SN471; Calibrated: 2018/12/3
- Phantom: SAM (30deg probe tilt) with CRP v5.0_20150321; Type: QD000P40CD; Serial: TP:1874
- Measurement SW: DASY52, Version 52.10 (2); SEMCAD X Version 14.6.12 (7470)

Area Scan (51x131x1): Interpolated grid: dx=1.500 mm, dy=1.500 mm

Maximum value of SAR (interpolated) = 0.0888 W/kg

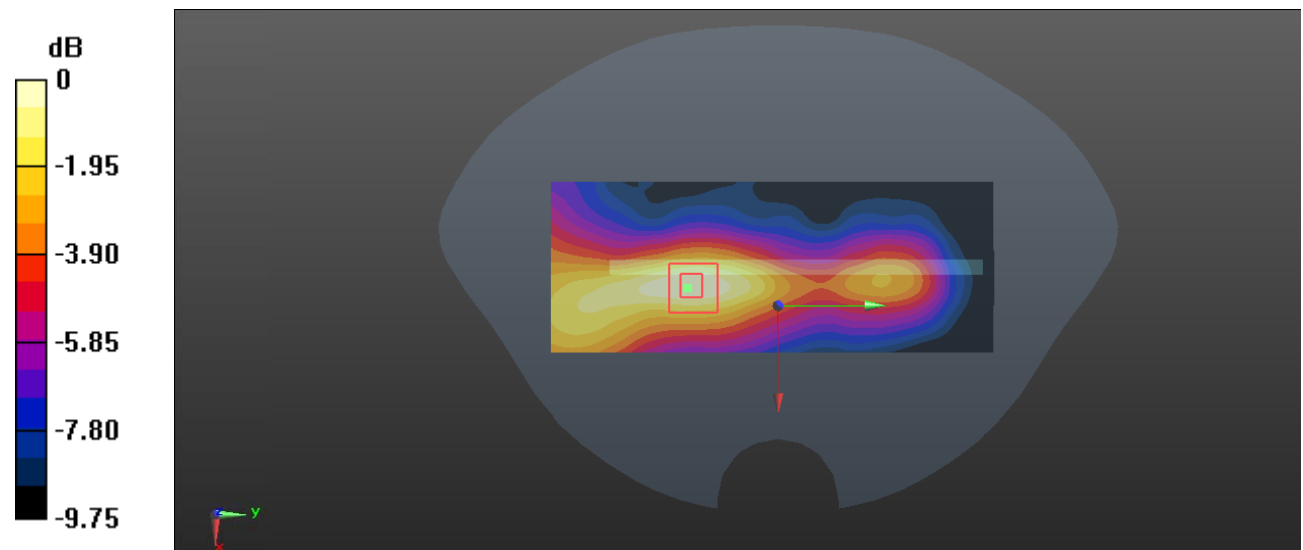
Zoom Scan (5x5x7)/Cube 0: Measurement grid: dx=8mm, dy=8mm, dz=5mm

Reference Value = 4.745 V/m; Power Drift = 0.03 dB

Peak SAR (extrapolated) = 0.106 W/kg

SAR(1 g) = 0.060 W/kg; SAR(10 g) = 0.037 W/kg

Maximum value of SAR (measured) = 0.0883 W/kg



0 dB = 0.0883 W/kg = -10.54 dBW/kg

Test Plot 20#: PCS 1900_Body Top_Middle**DUT: Mobile phone; Type: BB4; Serial: 19090600121**

Communication System: Generic GPRS-3 slots; Frequency: 1880 MHz; Duty Cycle: 1:2.66

Medium parameters used: $f = 1880$ MHz; $\sigma = 1.397$ S/m; $\epsilon_r = 39.007$; $\rho = 1000$ kg/m³ ;

Phantom section: Flat Section

DASY5 Configuration:

- Probe: EX3DV4 - SN7441; ConvF(7.97, 7.97, 7.97) @ 1880 MHz; Calibrated: 2018/12/13
- Sensor-Surface: 1.4mm (Mechanical Surface Detection)
- Electronics: DAE3 SN471; Calibrated: 2018/12/3
- Phantom: SAM (30deg probe tilt) with CRP v5.0_20150321; Type: QD000P40CD; Serial: TP:1874
- Measurement SW: DASY52, Version 52.10 (2); SEMCAD X Version 14.6.12 (7470)

Area Scan (41x71x1): Interpolated grid: dx=1.500 mm, dy=1.500 mm

Maximum value of SAR (interpolated) = 0.666 W/kg

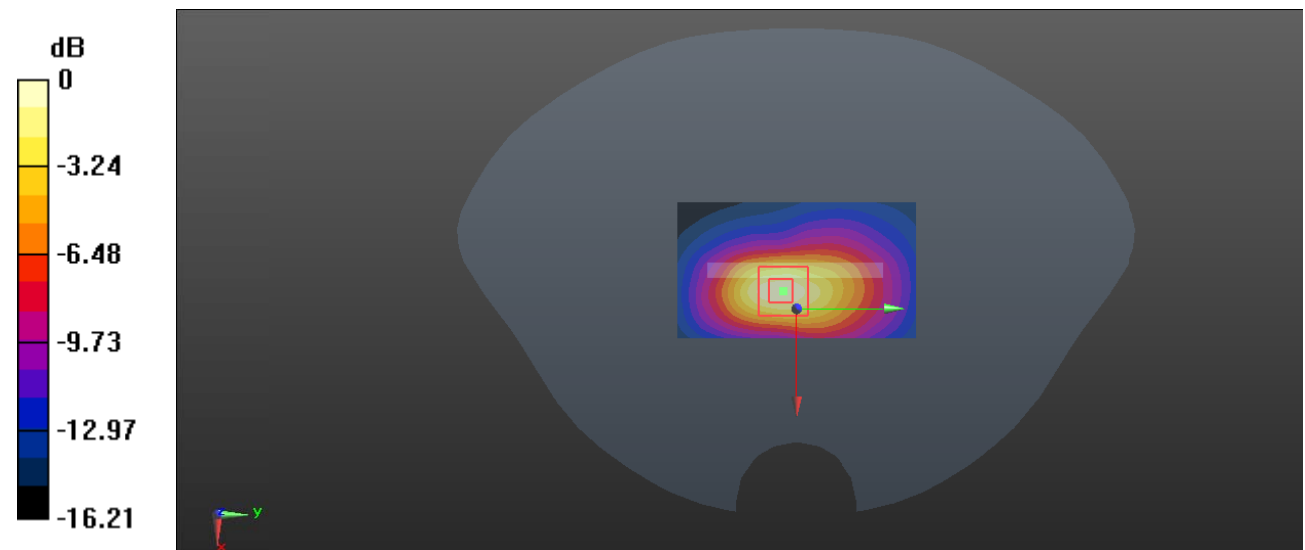
Zoom Scan (5x5x7)/Cube 0: Measurement grid: dx=8mm, dy=8mm, dz=5mm

Reference Value = 13.50 V/m; Power Drift = -0.12 dB

Peak SAR (extrapolated) = 0.836 W/kg

SAR(1 g) = 0.429 W/kg; SAR(10 g) = 0.214 W/kg

Maximum value of SAR (measured) = 0.685 W/kg



0 dB = 0.685 W/kg = -1.64 dBW/kg

Test Plot 21#: WCDMA Band 2_Head Left Cheek_Middle**DUT: Mobile phone; Type: BB4; Serial: 19090600121**

Communication System: WCDMA; Frequency: 1880 MHz; Duty Cycle: 1:1
 Medium parameters used: $f = 1880$ MHz; $\sigma = 1.397$ S/m; $\epsilon_r = 39.007$; $\rho = 1000$ kg/m³ ;
 Phantom section: Left Section

DASY5 Configuration:

- Probe: EX3DV4 - SN7441; ConvF(7.97, 7.97, 7.97) @ 1880 MHz; Calibrated: 2018/12/13
- Sensor-Surface: 1.4mm (Mechanical Surface Detection)
- Electronics: DAE3 SN471; Calibrated: 2018/12/3
- Phantom: SAM (30deg probe tilt) with CRP v5.0_20150321; Type: QD000P40CD; Serial: TP:1874
- Measurement SW: DASY52, Version 52.10 (2); SEMCAD X Version 14.6.12 (7470)

Area Scan (71x101x1): Interpolated grid: dx=1.500 mm, dy=1.500 mm

Maximum value of SAR (interpolated) = 0.752 W/kg

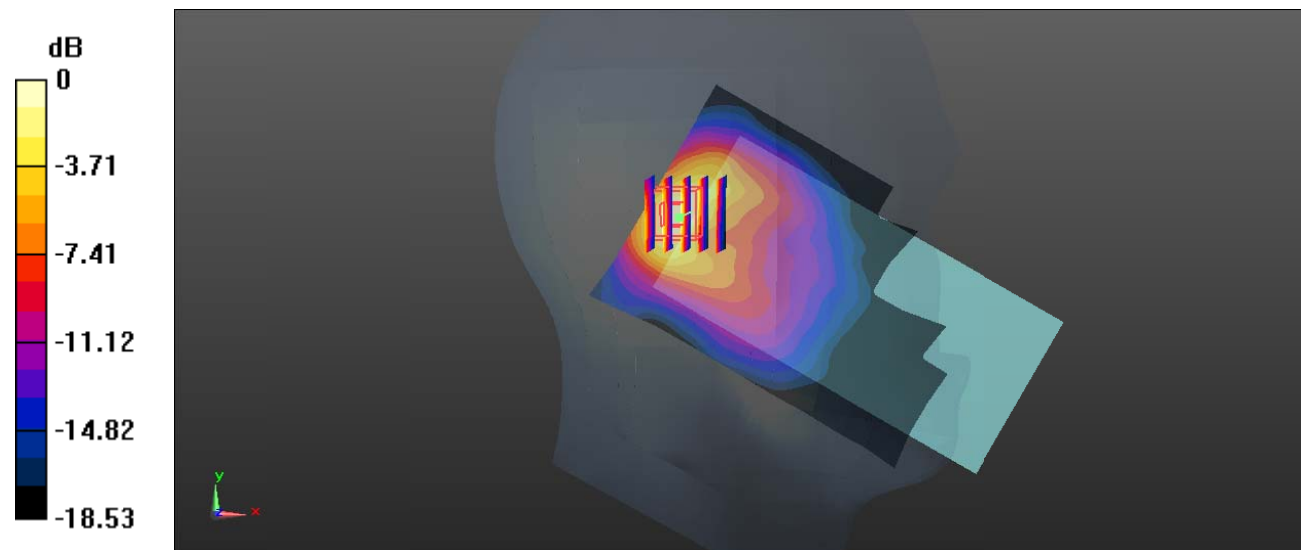
Zoom Scan (5x5x7)/Cube 0: Measurement grid: dx=8mm, dy=8mm, dz=5mm

Reference Value = 12.84 V/m; Power Drift = 0.11 dB

Peak SAR (extrapolated) = 0.950 W/kg

SAR(1 g) = 0.482 W/kg; SAR(10 g) = 0.231 W/kg

Maximum value of SAR (measured) = 0.735 W/kg



0 dB = 0.735 W/kg = -1.34 dBW/kg

Test Plot 22#: WCDMA Band 2_Head Left Tilt_Middle**DUT: Mobile phone; Type: BB4; Serial: 19090600121**

Communication System: WCDMA; Frequency: 1880 MHz; Duty Cycle: 1:1
 Medium parameters used: $f = 1880$ MHz; $\sigma = 1.397$ S/m; $\epsilon_r = 39.007$; $\rho = 1000$ kg/m³ ;
 Phantom section: Left Section

DASY5 Configuration:

- Probe: EX3DV4 - SN7441; ConvF(7.97, 7.97, 7.97) @ 1880 MHz; Calibrated: 2018/12/13
- Sensor-Surface: 1.4mm (Mechanical Surface Detection)
- Electronics: DAE3 SN471; Calibrated: 2018/12/3
- Phantom: SAM (30deg probe tilt) with CRP v5.0_20150321; Type: QD000P40CD; Serial: TP:1874
- Measurement SW: DASY52, Version 52.10 (2); SEMCAD X Version 14.6.12 (7470)

Area Scan (71x101x1): Interpolated grid: dx=1.500 mm, dy=1.500 mm

Maximum value of SAR (interpolated) = 0.879 W/kg


Zoom Scan (5x5x7)/Cube 0: Measurement grid: dx=8mm, dy=8mm, dz=5mm

Reference Value = 16.45 V/m; Power Drift = -0.04 dB

Peak SAR (extrapolated) = 1.08 W/kg

SAR(1 g) = 0.544 W/kg; SAR(10 g) = 0.259 W/kg

Maximum value of SAR (measured) = 0.892 W/kg



0 dB = 0.892 W/kg = -0.50 dBW/kg

Test Plot 23#: WCDMA Band 2_Head Right Cheek_Middle**DUT: Mobile phone; Type: BB4; Serial: 19090600121**

Communication System: WCDMA; Frequency: 1880 MHz; Duty Cycle: 1:1
Medium parameters used: $f = 1880$ MHz; $\sigma = 1.397$ S/m; $\epsilon_r = 39.007$; $\rho = 1000$ kg/m³ ;
Phantom section: Right Section

DASY5 Configuration:

- Probe: EX3DV4 - SN7441; ConvF(7.97, 7.97, 7.97) @ 1880 MHz; Calibrated: 2018/12/13
- Sensor-Surface: 1.4mm (Mechanical Surface Detection)
- Electronics: DAE3 SN471; Calibrated: 2018/12/3
- Phantom: SAM (30deg probe tilt) with CRP v5.0_20150321; Type: QD000P40CD; Serial: TP:1874
- Measurement SW: DASY52, Version 52.10 (2); SEMCAD X Version 14.6.12 (7470)

Area Scan (71x101x1): Interpolated grid: dx=1.500 mm, dy=1.500 mm

Maximum value of SAR (interpolated) = 1.15 W/kg

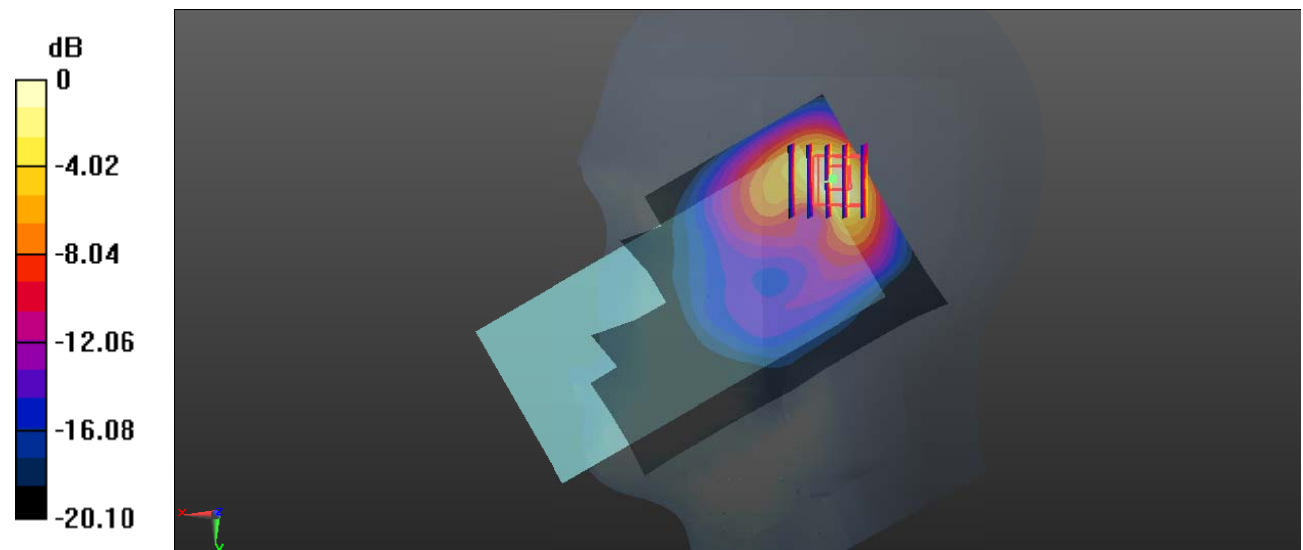
Zoom Scan (5x5x7)/Cube 0: Measurement grid: dx=8mm, dy=8mm, dz=5mm

Reference Value = 13.30 V/m; Power Drift = -0.02 dB

Peak SAR (extrapolated) = 1.41 W/kg

SAR(1 g) = 0.654 W/kg; SAR(10 g) = 0.291 W/kg

Maximum value of SAR (measured) = 1.05 W/kg



0 dB = 1.05 W/kg = 0.21 dBW/kg

Test Plot 24#: WCDMA Band 2_Head Right Tilt_Middle**DUT: Mobile phone; Type: BB4; Serial: 19090600121**

Communication System: WCDMA; Frequency: 1880 MHz; Duty Cycle: 1:1
Medium parameters used: $f = 1880$ MHz; $\sigma = 1.397$ S/m; $\epsilon_r = 39.007$; $\rho = 1000$ kg/m³ ;
Phantom section: Right Section

DASY5 Configuration:

- Probe: EX3DV4 - SN7441; ConvF(7.97, 7.97, 7.97) @ 1880 MHz; Calibrated: 2018/12/13
- Sensor-Surface: 1.4mm (Mechanical Surface Detection)
- Electronics: DAE3 SN471; Calibrated: 2018/12/3
- Phantom: SAM (30deg probe tilt) with CRP v5.0_20150321; Type: QD000P40CD; Serial: TP:1874
- Measurement SW: DASY52, Version 52.10 (2); SEMCAD X Version 14.6.12 (7470)

Area Scan (71x101x1): Interpolated grid: dx=1.500 mm, dy=1.500 mm

Maximum value of SAR (interpolated) = 1.28 W/kg

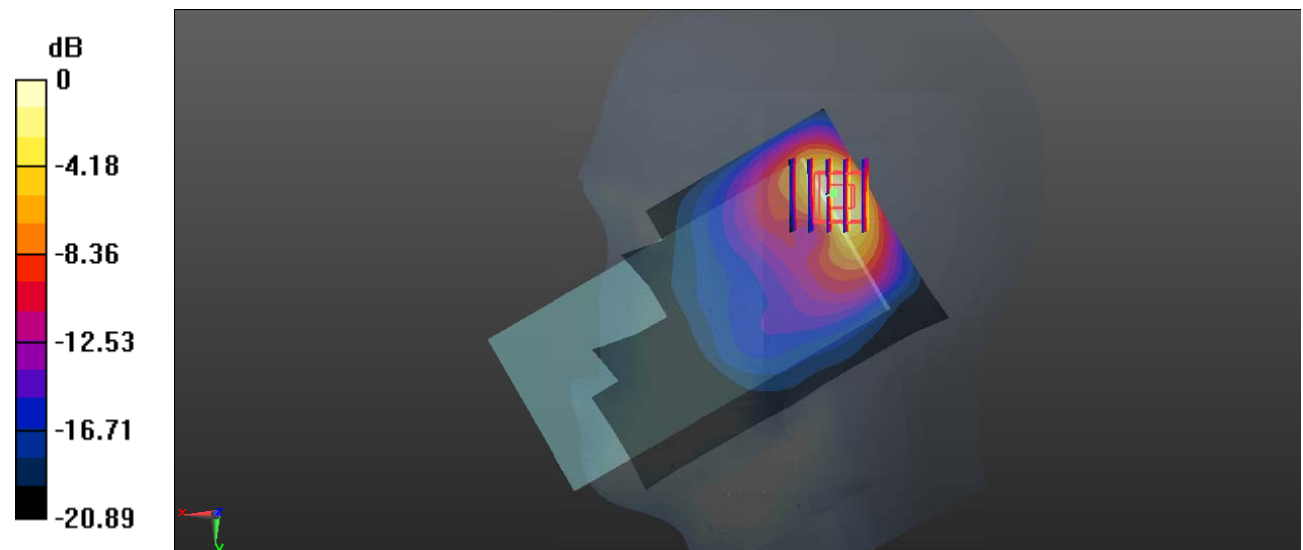
Zoom Scan (5x5x7)/Cube 0: Measurement grid: dx=8mm, dy=8mm, dz=5mm

Reference Value = 14.94 V/m; Power Drift = -0.08 dB

Peak SAR (extrapolated) = 1.55 W/kg

SAR(1 g) = 0.717 W/kg; SAR(10 g) = 0.317 W/kg

Maximum value of SAR (measured) = 1.15 W/kg



0 dB = 1.15 W/kg = 0.61 dBW/kg

Test Plot 25#: WCDMA Band 2_Body Back_Middle**DUT: Mobile phone; Type: BB4; Serial: 19090600121**

Communication System: WCDMA; Frequency: 1880 MHz; Duty Cycle: 1:1
 Medium parameters used: $f = 1880$ MHz; $\sigma = 1.397$ S/m; $\epsilon_r = 39.007$; $\rho = 1000$ kg/m³ ;
 Phantom section: Flat Section

DASY5 Configuration:

- Probe: EX3DV4 - SN7441; ConvF(7.97, 7.97, 7.97) @ 1880 MHz; Calibrated: 2018/12/13
- Sensor-Surface: 1.4mm (Mechanical Surface Detection)
- Electronics: DAE3 SN471; Calibrated: 2018/12/3
- Phantom: SAM (30deg probe tilt) with CRP v5.0_20150321; Type: QD000P40CD; Serial: TP:1874
- Measurement SW: DASY52, Version 52.10 (2); SEMCAD X Version 14.6.12 (7470)

Area Scan (71x131x1): Interpolated grid: dx=1.500 mm, dy=1.500 mm

Maximum value of SAR (interpolated) = 0.310 W/kg

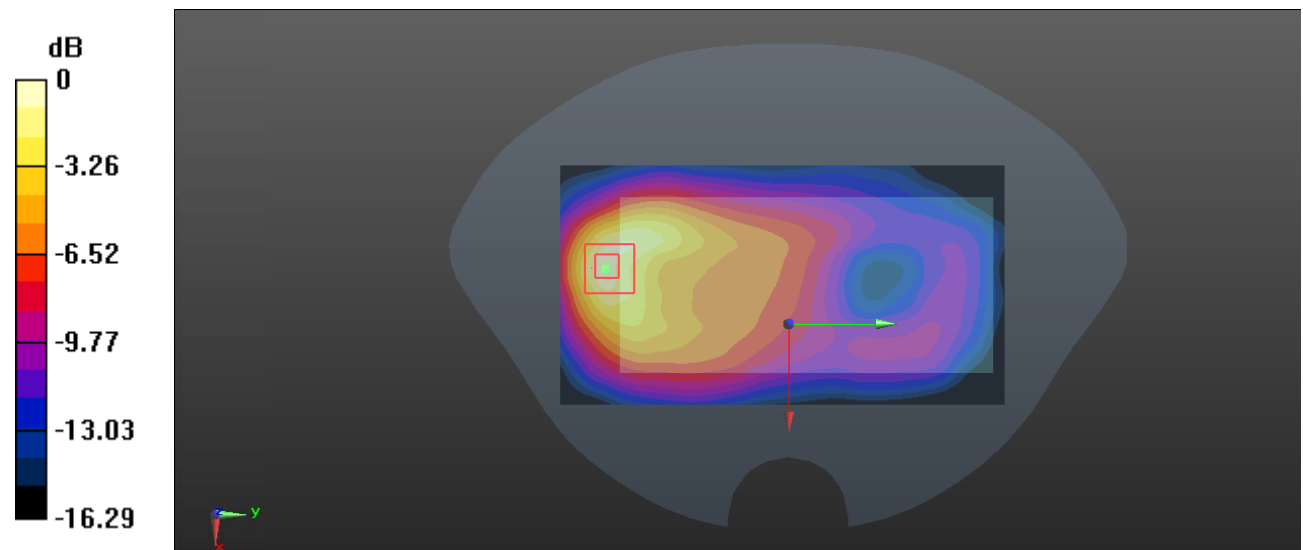
Zoom Scan (5x5x7)/Cube 0: Measurement grid: dx=8mm, dy=8mm, dz=5mm

Reference Value = 6.037 V/m; Power Drift = 0.04 dB

Peak SAR (extrapolated) = 0.385 W/kg

SAR(1 g) = 0.202 W/kg; SAR(10 g) = 0.107 W/kg

Maximum value of SAR (measured) = 0.315 W/kg



0 dB = 0.315 W/kg = -5.02 dBW/kg

Test Plot 26#: WCDMA Band 2_Body Front_Middle**DUT: Mobile Phone; Type: BB4; Serial: 19090600121**

Communication System: WCDMA; Frequency: 1880 MHz; Duty Cycle: 1:1

Medium parameters used: $f = 1880$ MHz; $\sigma = 1.39$ S/m; $\epsilon_r = 39.012$; $\rho = 1000$ kg/m³

Phantom section: Flat Section

DASY5 Configuration:

- Probe: EX3DV4 - SN7441; ConvF(7.97, 7.97, 7.97) @ 1880 MHz; Calibrated: 2018/12/13
- Sensor-Surface: 1.4mm (Mechanical Surface Detection)
- Electronics: DAE3 Sn471; Calibrated: 2018/12/3
- Phantom: SAM (30deg probe tilt) with CRP v5.0_20150321; Type: QD000P40CD; Serial: TP:1874
- Measurement SW: DASY52, Version 52.10 (2); SEMCAD X Version 14.6.12 (7470)

Area Scan (71x131x1): Interpolated grid: dx=1.500 mm, dy=1.500 mm

Maximum value of SAR (interpolated) = 0.206 W/kg

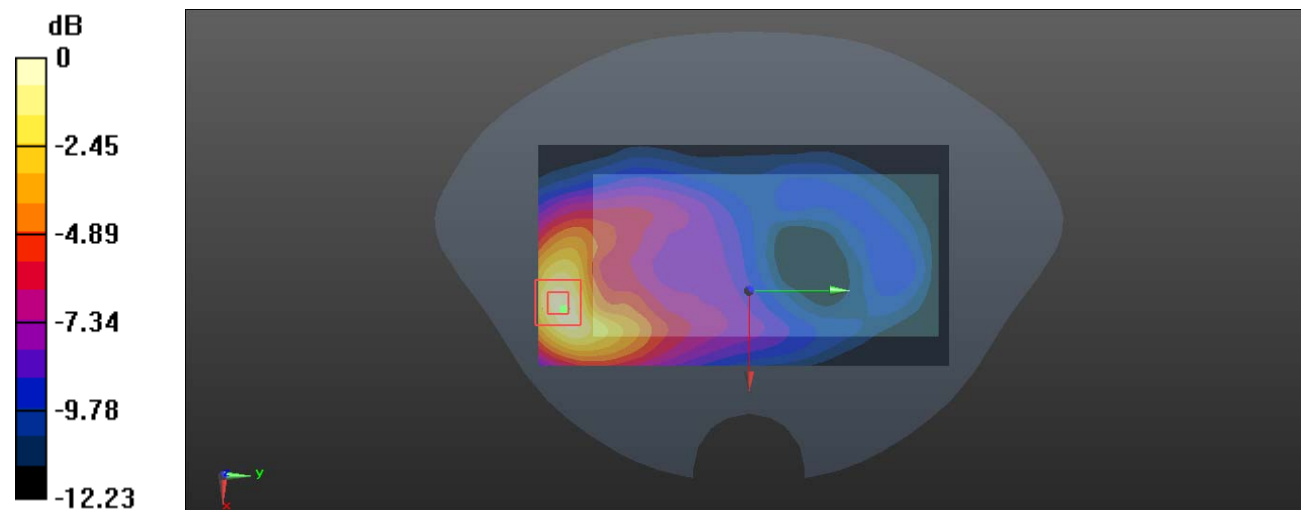
Zoom Scan (5x5x7)/Cube 0: Measurement grid: dx=8mm, dy=8mm, dz=5mm

Reference Value = 4.142 V/m; Power Drift = -0.14 dB

Peak SAR (extrapolated) = 0.276 W/kg

SAR(1 g) = 0.155 W/kg; SAR(10 g) = 0.085 W/kg

Maximum value of SAR (measured) = 0.227 W/kg



0 dB = 0.227 W/kg = -6.44 dBW/kg

Test Plot 27#: WCDMA Band 2_Body Left_Middle**DUT: Mobile phone; Type: BB4; Serial: 19090600121**

Communication System: WCDMA; Frequency: 1880 MHz; Duty Cycle: 1:1
 Medium parameters used: $f = 1880$ MHz; $\sigma = 1.397$ S/m; $\epsilon_r = 39.007$; $\rho = 1000$ kg/m³ ;
 Phantom section: Flat Section

DASY5 Configuration:

- Probe: EX3DV4 - SN7441; ConvF(7.97, 7.97, 7.97) @ 1880 MHz; Calibrated: 2018/12/13
- Sensor-Surface: 1.4mm (Mechanical Surface Detection)
- Electronics: DAE3 SN471; Calibrated: 2018/12/3
- Phantom: SAM (30deg probe tilt) with CRP v5.0_20150321; Type: QD000P40CD; Serial: TP:1874
- Measurement SW: DASY52, Version 52.10 (2); SEMCAD X Version 14.6.12 (7470)

Area Scan (51x131x1): Interpolated grid: dx=1.500 mm, dy=1.500 mm

Maximum value of SAR (interpolated) = 0.0835 W/kg

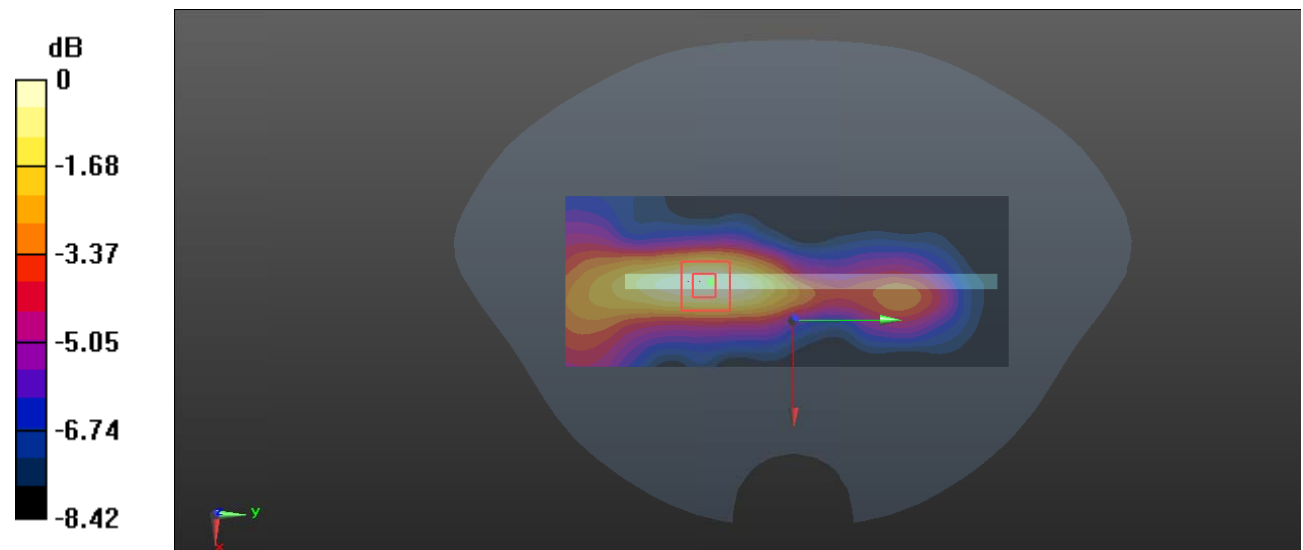
Zoom Scan (5x5x7)/Cube 0: Measurement grid: dx=8mm, dy=8mm, dz=5mm

Reference Value = 4.397 V/m; Power Drift = 0.14 dB

Peak SAR (extrapolated) = 0.0960 W/kg

SAR(1 g) = 0.057 W/kg; SAR(10 g) = 0.037 W/kg

Maximum value of SAR (measured) = 0.0795 W/kg



0 dB = 0.0795 W/kg = -11.00 dBW/kg

Test Plot 28#: WCDMA Band 2_Body Top_Middle**DUT: Mobile phone; Type: BB4; Serial: 19090600121**

Communication System: WCDMA; Frequency: 1880 MHz; Duty Cycle: 1:1
 Medium parameters used: $f = 1880$ MHz; $\sigma = 1.397$ S/m; $\epsilon_r = 39.007$; $\rho = 1000$ kg/m³ ;
 Phantom section: Flat Section

DASY5 Configuration:

- Probe: EX3DV4 - SN7441; ConvF(7.97, 7.97, 7.97) @ 1880 MHz; Calibrated: 2018/12/13
- Sensor-Surface: 1.4mm (Mechanical Surface Detection)
- Electronics: DAE3 SN471; Calibrated: 2018/12/3
- Phantom: SAM (30deg probe tilt) with CRP v5.0_20150321; Type: QD000P40CD; Serial: TP:1874
- Measurement SW: DASY52, Version 52.10 (2); SEMCAD X Version 14.6.12 (7470)

Area Scan (41x71x1): Interpolated grid: dx=1.500 mm, dy=1.500 mm

Maximum value of SAR (interpolated) = 0.597 W/kg

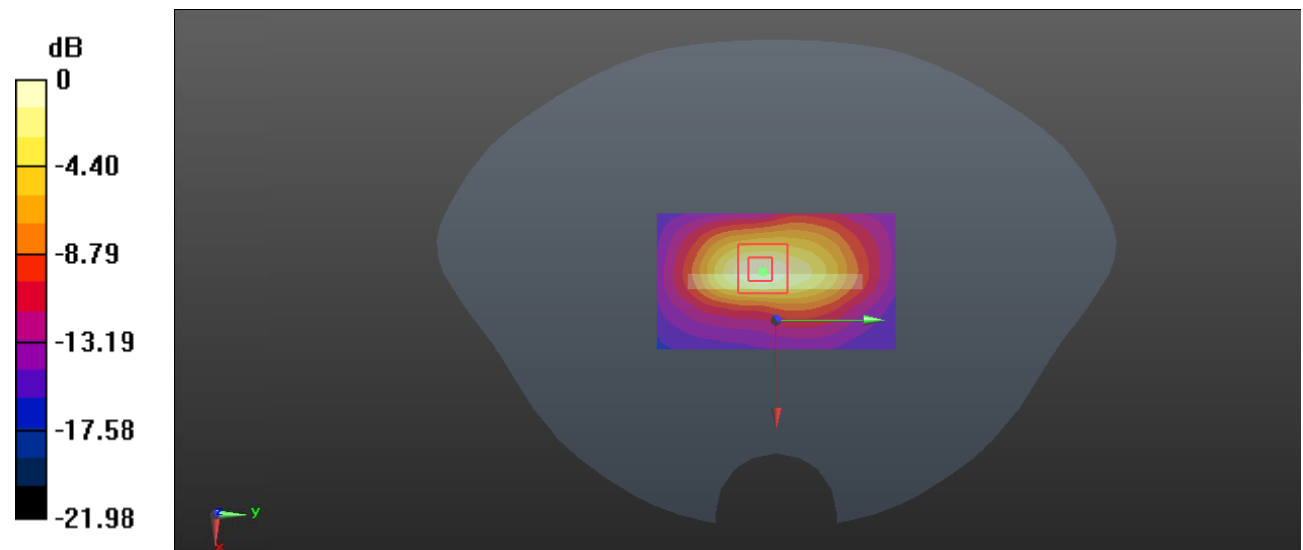
Zoom Scan (5x5x7)/Cube 0: Measurement grid: dx=8mm, dy=8mm, dz=5mm

Reference Value = 15.11 V/m; Power Drift = 0.07 dB

Peak SAR (extrapolated) = 0.743 W/kg

SAR(1 g) = 0.368 W/kg; SAR(10 g) = 0.181 W/kg

Maximum value of SAR (measured) = 0.611 W/kg



0 dB = 0.611 W/kg = -2.14 dBW/kg

Test Plot 29#: WCDMA Band 4_Head Left Cheek_Middle**DUT: Mobile phone; Type: BB4; Serial: 19090600121**

Communication System: WCDMA; Frequency: 1732.6 MHz; Duty Cycle: 1:1

Medium parameters used: $f = 1732.6$ MHz; $\sigma = 1.341$ S/m; $\epsilon_r = 41.19$; $\rho = 1000$ kg/m³ ;

Phantom section: Left Section

DASY5 Configuration:

- Probe: EX3DV4 - SN7441; ConvF(8.31, 8.31, 8.31) @ 1732.6 MHz; Calibrated: 2018/12/13
- Sensor-Surface: 1.4mm (Mechanical Surface Detection)
- Electronics: DAE3 SN471; Calibrated: 2018/12/3
- Phantom: SAM (30deg probe tilt) with CRP v5.0_20150321; Type: QD000P40CD; Serial: TP:1874
- Measurement SW: DASY52, Version 52.10 (2); SEMCAD X Version 14.6.12 (7470)

Area Scan (71x101x1): Interpolated grid: dx=1.500 mm, dy=1.500 mm

Maximum value of SAR (interpolated) = 0.358 W/kg

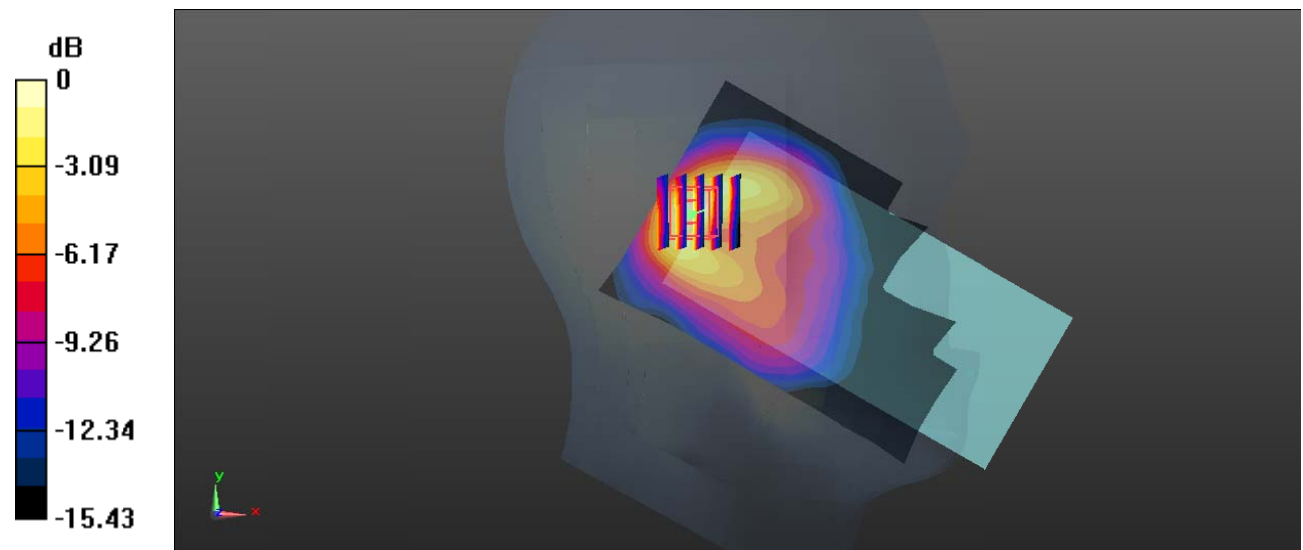
Zoom Scan (5x5x7)/Cube 0: Measurement grid: dx=8mm, dy=8mm, dz=5mm

Reference Value = 12.30 V/m; Power Drift = -0.06 dB

Peak SAR (extrapolated) = 0.415 W/kg

SAR(1 g) = 0.214 W/kg; SAR(10 g) = 0.108 W/kg

Maximum value of SAR (measured) = 0.339 W/kg



0 dB = 0.339 W/kg = -4.70 dBW/kg

Test Plot 30#: WCDMA Band 4_Head Left Tilt_Middle**DUT: Mobile phone; Type: BB4; Serial: 19090600121**

Communication System: WCDMA; Frequency: 1732.6 MHz; Duty Cycle: 1:1

Medium parameters used: $f = 1732.6$ MHz; $\sigma = 1.341$ S/m; $\epsilon_r = 41.19$; $\rho = 1000$ kg/m³ ;

Phantom section: Left Section

DASY5 Configuration:

- Probe: EX3DV4 - SN7441; ConvF(8.31, 8.31, 8.31) @ 1732.6 MHz; Calibrated: 2018/12/13
- Sensor-Surface: 1.4mm (Mechanical Surface Detection)
- Electronics: DAE3 SN471; Calibrated: 2018/12/3
- Phantom: SAM (30deg probe tilt) with CRP v5.0_20150321; Type: QD000P40CD; Serial: TP:1874
- Measurement SW: DASY52, Version 52.10 (2); SEMCAD X Version 14.6.12 (7470)

Area Scan (71x101x1): Interpolated grid: dx=1.500 mm, dy=1.500 mm

Maximum value of SAR (interpolated) = 0.438 W/kg

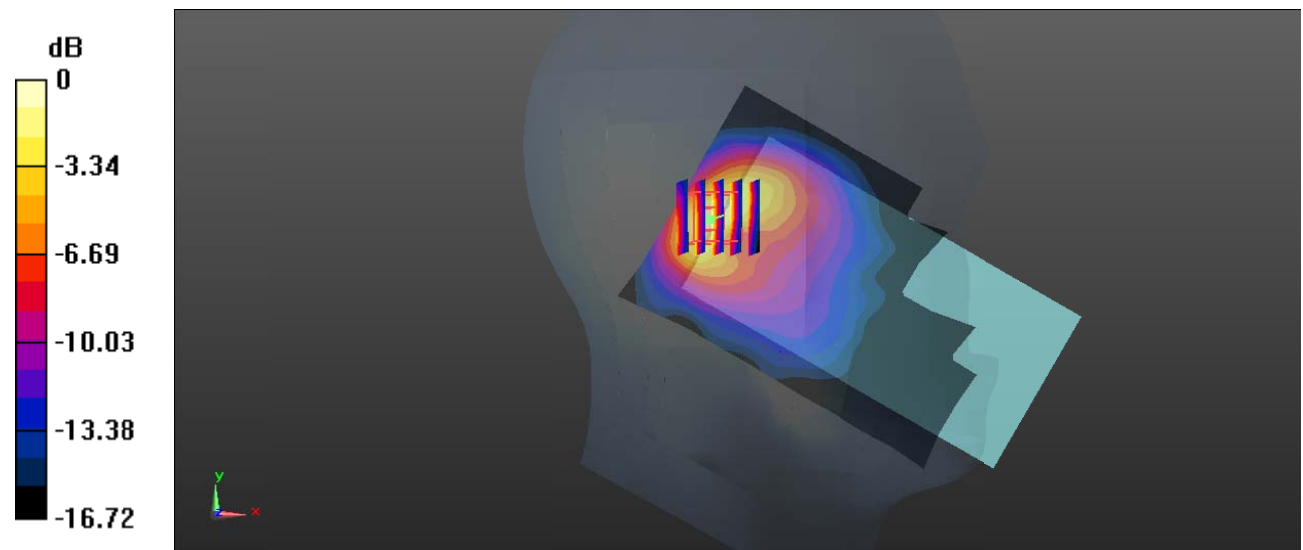
Zoom Scan (5x5x7)/Cube 0: Measurement grid: dx=8mm, dy=8mm, dz=5mm

Reference Value = 14.09 V/m; Power Drift = 0.02 dB

Peak SAR (extrapolated) = 0.532 W/kg

SAR(1 g) = 0.265 W/kg; SAR(10 g) = 0.132 W/kg

Maximum value of SAR (measured) = 0.442 W/kg



0 dB = 0.442 W/kg = -3.55 dBW/kg

Test Plot 31#: WCDMA Band 4_Head Right Cheek_Middle**DUT: Mobile phone; Type: BB4; Serial: 19090600121**

Communication System: WCDMA; Frequency: 1732.6 MHz; Duty Cycle: 1:1

Medium parameters used: $f = 1732.6$ MHz; $\sigma = 1.341$ S/m; $\epsilon_r = 41.19$; $\rho = 1000$ kg/m³ ;

Phantom section: Right Section

DASY5 Configuration:

- Probe: EX3DV4 - SN7441; ConvF(8.31, 8.31, 8.31) @ 1732.6 MHz; Calibrated: 2018/12/13
- Sensor-Surface: 1.4mm (Mechanical Surface Detection)
- Electronics: DAE3 SN471; Calibrated: 2018/12/3
- Phantom: SAM (30deg probe tilt) with CRP v5.0_20150321; Type: QD000P40CD; Serial: TP:1874
- Measurement SW: DASY52, Version 52.10 (2); SEMCAD X Version 14.6.12 (7470)

Area Scan (71x101x1): Interpolated grid: dx=1.500 mm, dy=1.500 mm

Maximum value of SAR (interpolated) = 0.371 W/kg

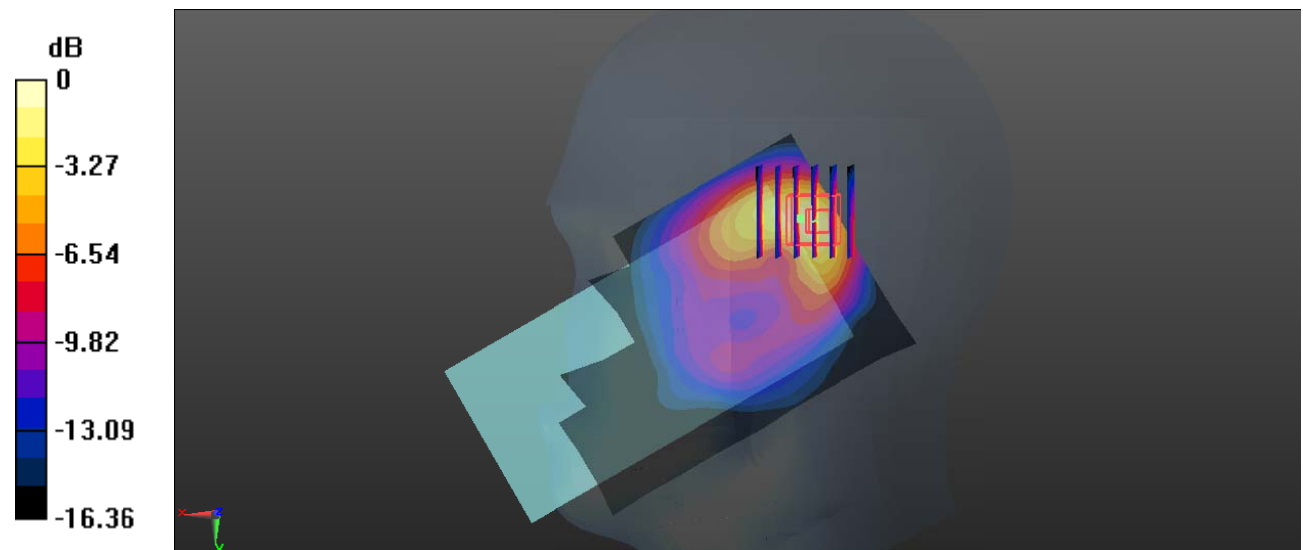
Zoom Scan (6x6x7)/Cube 0: Measurement grid: dx=8mm, dy=8mm, dz=5mm

Reference Value = 8.316 V/m; Power Drift = 0.12 dB

Peak SAR (extrapolated) = 0.483 W/kg

SAR(1 g) = 0.242 W/kg; SAR(10 g) = 0.119 W/kg

Maximum value of SAR (measured) = 0.401 W/kg



0 dB = 0.401 W/kg = -3.97 dBW/kg

Test Plot 32#: WCDMA Band 4_Head Right Tilt_Middle**DUT: Mobile phone; Type: BB4; Serial: 19090600121**

Communication System: WCDMA; Frequency: 1732.6 MHz; Duty Cycle: 1:1

Medium parameters used: $f = 1732.6$ MHz; $\sigma = 1.341$ S/m; $\epsilon_r = 41.19$; $\rho = 1000$ kg/m³ ;

Phantom section: Right Section

DASY5 Configuration:

- Probe: EX3DV4 - SN7441; ConvF(8.31, 8.31, 8.31) @ 1732.6 MHz; Calibrated: 2018/12/13
- Sensor-Surface: 1.4mm (Mechanical Surface Detection)
- Electronics: DAE3 SN471; Calibrated: 2018/12/3
- Phantom: SAM (30deg probe tilt) with CRP v5.0_20150321; Type: QD000P40CD; Serial: TP:1874
- Measurement SW: DASY52, Version 52.10 (2); SEMCAD X Version 14.6.12 (7470)

Area Scan (71x101x1): Interpolated grid: dx=1.500 mm, dy=1.500 mm

Maximum value of SAR (interpolated) = 0.399 W/kg

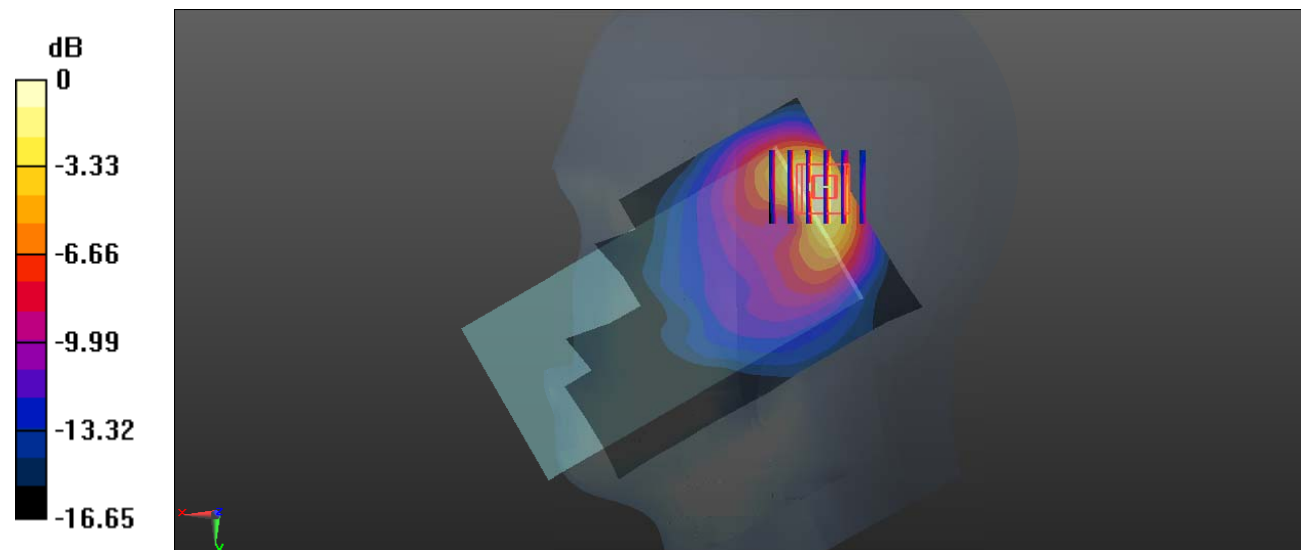
Zoom Scan (6x5x7)/Cube 0: Measurement grid: dx=8mm, dy=8mm, dz=5mm

Reference Value = 9.701 V/m; Power Drift = -0.10 dB

Peak SAR (extrapolated) = 0.515 W/kg

SAR(1 g) = 0.255 W/kg; SAR(10 g) = 0.123 W/kg

Maximum value of SAR (measured) = 0.395 W/kg



0 dB = 0.395 W/kg = -4.03 dBW/kg

Test Plot 33#: WCDMA Band 4_Body Back_Middle**DUT: Mobile phone; Type: BB4; Serial: 19090600121**

Communication System: WCDMA; Frequency: 1732.6 MHz; Duty Cycle: 1:1

Medium parameters used: $f = 1732.6$ MHz; $\sigma = 1.341$ S/m; $\epsilon_r = 41.19$; $\rho = 1000$ kg/m³ ;

Phantom section: Flat Section

DASY5 Configuration:

- Probe: EX3DV4 - SN7441; ConvF(8.31, 8.31, 8.31) @ 1732.6 MHz; Calibrated: 2018/12/13
- Sensor-Surface: 1.4mm (Mechanical Surface Detection)
- Electronics: DAE3 SN471; Calibrated: 2018/12/3
- Phantom: SAM (30deg probe tilt) with CRP v5.0_20150321; Type: QD000P40CD; Serial: TP:1874
- Measurement SW: DASY52, Version 52.10 (2); SEMCAD X Version 14.6.12 (7470)

Area Scan (71x131x1): Interpolated grid: dx=1.500 mm, dy=1.500 mm

Maximum value of SAR (interpolated) = 0.178 W/kg

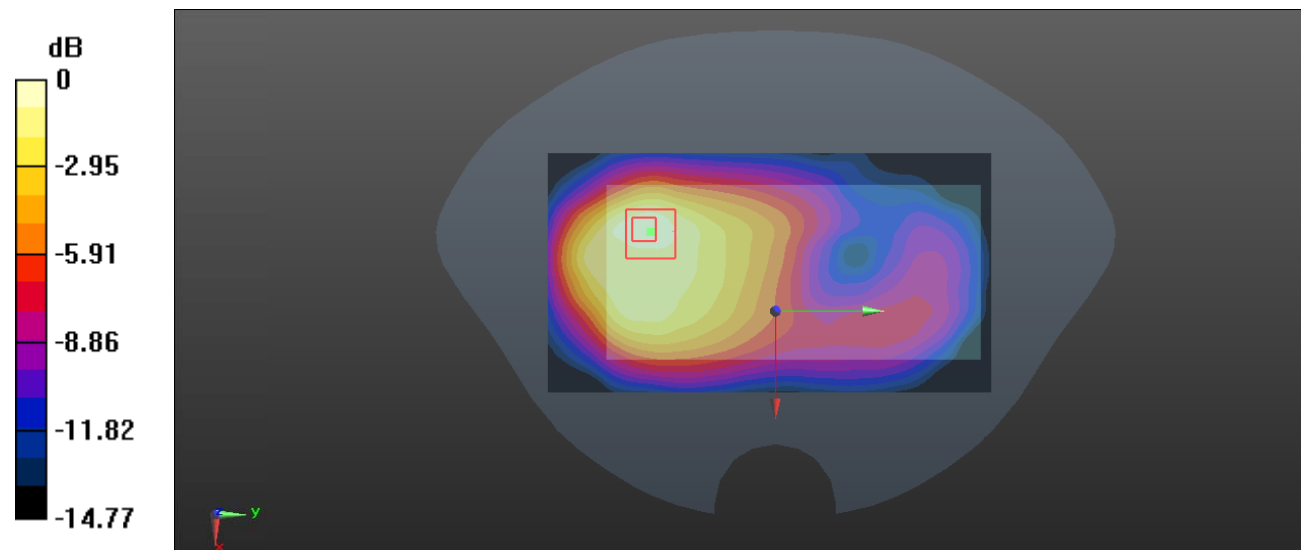
Zoom Scan (5x5x7)/Cube 0: Measurement grid: dx=8mm, dy=8mm, dz=5mm

Reference Value = 5.384 V/m; Power Drift = 0.11 dB

Peak SAR (extrapolated) = 0.220 W/kg

SAR(1 g) = 0.113 W/kg; SAR(10 g) = 0.065 W/kg

Maximum value of SAR (measured) = 0.174 W/kg



0 dB = 0.174 W/kg = -7.59 dBW/kg

Test Plot 34#: WCDMA Band 4_Body Front_Middle**DUT: Mobile Phone; Type: BB4; Serial: 19090600121**

Communication System: WCDMA; Frequency: 1732.6 MHz; Duty Cycle: 1:1

Medium parameters used: $f = 1732.6$ MHz; $\sigma = 1.342$ S/m; $\epsilon_r = 41.208$; $\rho = 1000$ kg/m³

Phantom section: Flat Section

DASY5 Configuration:

- Probe: EX3DV4 - SN7441; ConvF(8.31, 8.31, 8.31) @ 1732.6 MHz; Calibrated: 2018/12/13
- Sensor-Surface: 1.4mm (Mechanical Surface Detection)
- Electronics: DAE3 Sn471; Calibrated: 2018/12/3
- Phantom: SAM (30deg probe tilt) with CRP v5.0_20150321; Type: QD000P40CD; Serial: TP:1874
- Measurement SW: DASY52, Version 52.10 (2); SEMCAD X Version 14.6.12 (7470)

Area Scan (71x131x1): Interpolated grid: dx=1.500 mm, dy=1.500 mm

Maximum value of SAR (interpolated) = 0.111 W/kg

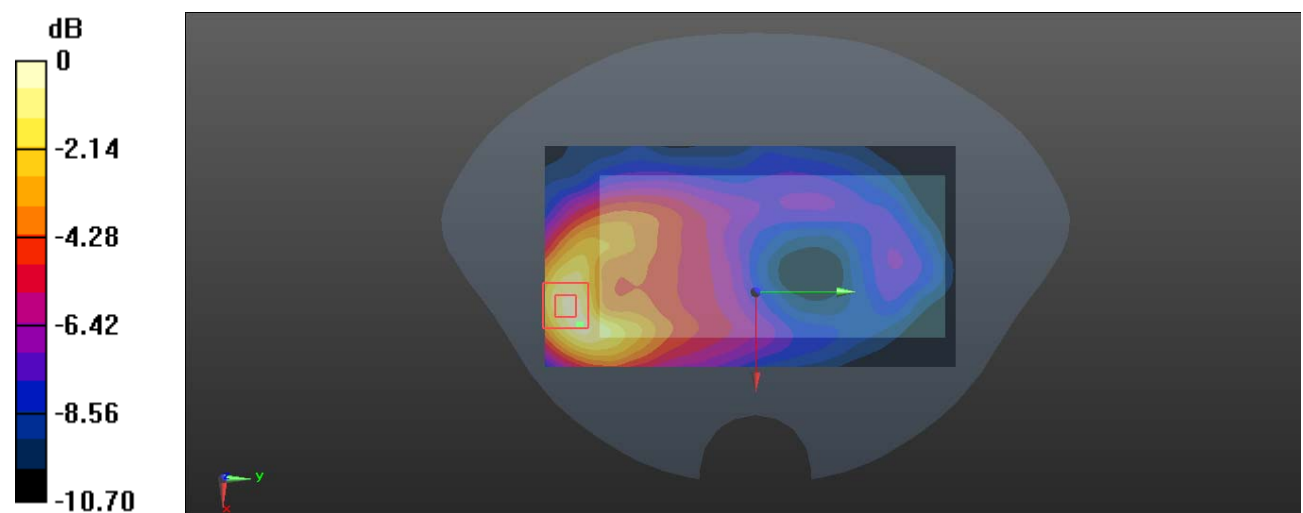
Zoom Scan (6x6x7)/Cube 0: Measurement grid: dx=8mm, dy=8mm, dz=5mm

Reference Value = 3.495 V/m; Power Drift = 0.19 dB

Peak SAR (extrapolated) = 0.148 W/kg

SAR(1 g) = 0.084 W/kg; SAR(10 g) = 0.049 W/kg

Maximum value of SAR (measured) = 0.121 W/kg



0 dB = 0.121 W/kg = -9.17 dBW/kg

Test Plot 35#: WCDMA Band 4_Body Left_Middle**DUT: Mobile phone; Type: BB4; Serial: 19090600121**

Communication System: WCDMA; Frequency: 1732.6 MHz; Duty Cycle: 1:1

Medium parameters used: $f = 1732.6$ MHz; $\sigma = 1.341$ S/m; $\epsilon_r = 41.19$; $\rho = 1000$ kg/m³ ;

Phantom section: Flat Section

DASY5 Configuration:

- Probe: EX3DV4 - SN7441; ConvF(8.31, 8.31, 8.31) @ 1732.6 MHz; Calibrated: 2018/12/13
- Sensor-Surface: 1.4mm (Mechanical Surface Detection)
- Electronics: DAE3 SN471; Calibrated: 2018/12/3
- Phantom: SAM (30deg probe tilt) with CRP v5.0_20150321; Type: QD000P40CD; Serial: TP:1874
- Measurement SW: DASY52, Version 52.10 (2); SEMCAD X Version 14.6.12 (7470)

Area Scan (51x131x1): Interpolated grid: dx=1.500 mm, dy=1.500 mm

Maximum value of SAR (interpolated) = 0.0727 W/kg

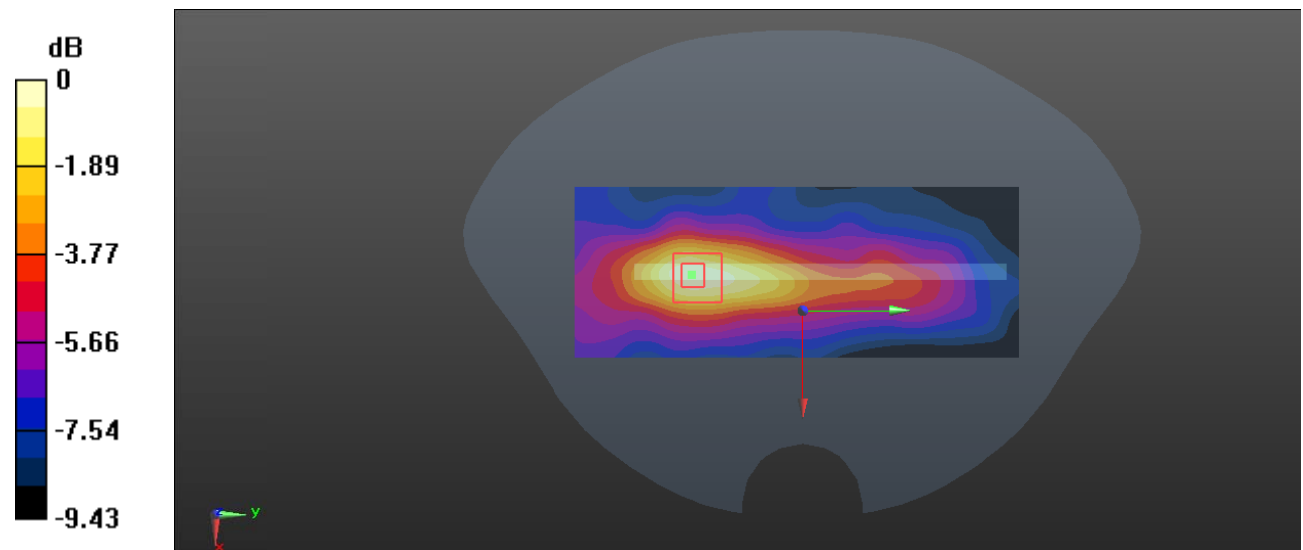
Zoom Scan (5x5x7)/Cube 0: Measurement grid: dx=8mm, dy=8mm, dz=5mm

Reference Value = 4.699 V/m; Power Drift = -0.11 dB

Peak SAR (extrapolated) = 0.0870 W/kg

SAR(1 g) = 0.050 W/kg; SAR(10 g) = 0.032 W/kg

Maximum value of SAR (measured) = 0.0720 W/kg



0 dB = 0.0720 W/kg = -11.43 dBW/kg

Test Plot 36#: WCDMA Band 4_Body Top_Middle**DUT: Mobile phone; Type: BB4; Serial: 19090600121**

Communication System: WCDMA; Frequency: 1732.6 MHz; Duty Cycle: 1:1

Medium parameters used: $f = 1732.6$ MHz; $\sigma = 1.341$ S/m; $\epsilon_r = 41.19$; $\rho = 1000$ kg/m³ ;

Phantom section: Flat Section

DASY5 Configuration:

- Probe: EX3DV4 - SN7441; ConvF(8.31, 8.31, 8.31) @ 1732.6 MHz; Calibrated: 2018/12/13
- Sensor-Surface: 1.4mm (Mechanical Surface Detection)
- Electronics: DAE3 SN471; Calibrated: 2018/12/3
- Phantom: SAM (30deg probe tilt) with CRP v5.0_20150321; Type: QD000P40CD; Serial: TP:1874
- Measurement SW: DASY52, Version 52.10 (2); SEMCAD X Version 14.6.12 (7470)

Area Scan (41x71x1): Interpolated grid: dx=1.500 mm, dy=1.500 mm

Maximum value of SAR (interpolated) = 0.239 W/kg

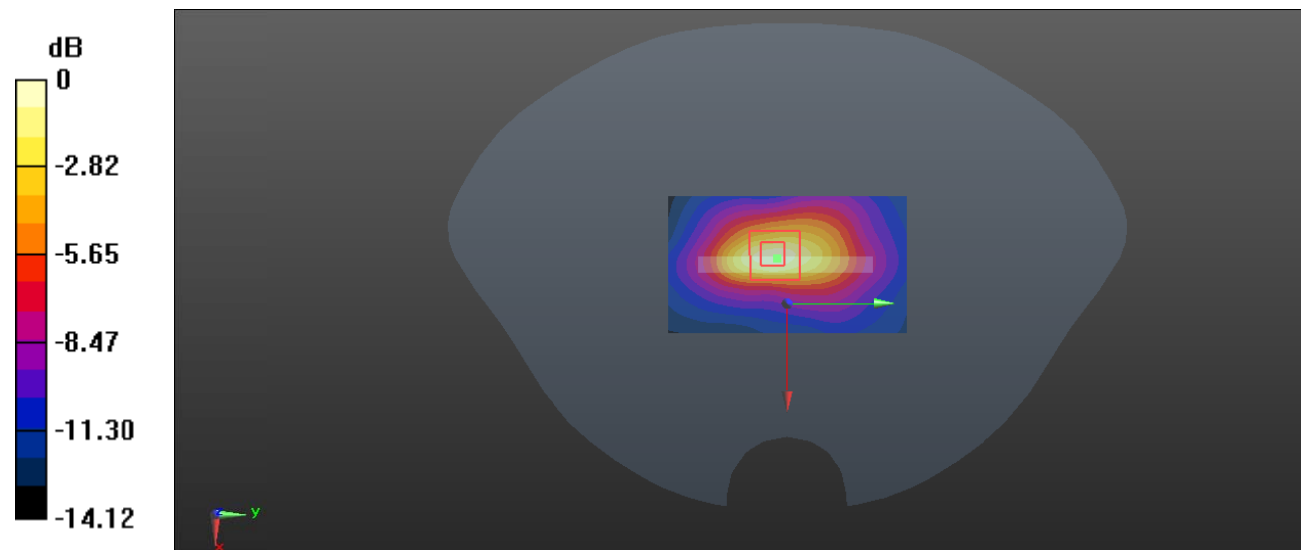
Zoom Scan (5x5x7)/Cube 0: Measurement grid: dx=8mm, dy=8mm, dz=5mm

Reference Value = 10.49 V/m; Power Drift = 0.10 dB

Peak SAR (extrapolated) = 0.313 W/kg

SAR(1 g) = 0.162 W/kg; SAR(10 g) = 0.085 W/kg

Maximum value of SAR (measured) = 0.254 W/kg



0 dB = 0.254 W/kg = -5.95 dBW/kg

Test Plot 37#: WCDMA Band 5_Head Left Cheek_Middle**DUT: Mobile phone; Type: BB4; Serial: 19090600121**

Communication System: WCDMA; Frequency: 836.6 MHz; Duty Cycle: 1:1

Medium parameters used: $f = 836.6$ MHz; $\sigma = 0.898$ S/m; $\epsilon_r = 40.906$; $\rho = 1000$ kg/m³ ;

Phantom section: Left Section

DASY5 Configuration:

- Probe: EX3DV4 - SN7441; ConvF(10.05, 10.05, 10.05) @ 836.6 MHz; Calibrated: 2018/12/13
- Sensor-Surface: 1.4mm (Mechanical Surface Detection)
- Electronics: DAE3 SN471; Calibrated: 2018/12/3
- Phantom: SAM (30deg probe tilt) with CRP v5.0_20150321; Type: QD000P40CD; Serial: TP:1874
- Measurement SW: DASY52, Version 52.10 (2); SEMCAD X Version 14.6.12 (7470)

Area Scan (71x101x1): Interpolated grid: dx=1.500 mm, dy=1.500 mm

Maximum value of SAR (interpolated) = 0.426 W/kg


Zoom Scan (5x5x7)/Cube 0: Measurement grid: dx=8mm, dy=8mm, dz=5mm

Reference Value = 17.57 V/m; Power Drift = -0.03 dB

Peak SAR (extrapolated) = 0.511 W/kg

SAR(1 g) = 0.298 W/kg; SAR(10 g) = 0.202 W/kg

Maximum value of SAR (measured) = 0.401 W/kg



0 dB = 0.401 W/kg = -3.97 dBW/kg

Test Plot 38#: WCDMA Band 5_Head Left Tilt_Middle**DUT: Mobile phone; Type: BB4; Serial: 19090600121**

Communication System: WCDMA; Frequency: 836.6 MHz; Duty Cycle: 1:1

Medium parameters used: $f = 836.6$ MHz; $\sigma = 0.898$ S/m; $\epsilon_r = 40.906$; $\rho = 1000$ kg/m³ ;

Phantom section: Left Section

DASY5 Configuration:

- Probe: EX3DV4 - SN7441; ConvF(10.05, 10.05, 10.05) @ 836.6 MHz; Calibrated: 2018/12/13
- Sensor-Surface: 1.4mm (Mechanical Surface Detection)
- Electronics: DAE3 SN471; Calibrated: 2018/12/3
- Phantom: SAM (30deg probe tilt) with CRP v5.0_20150321; Type: QD000P40CD; Serial: TP:1874
- Measurement SW: DASY52, Version 52.10 (2); SEMCAD X Version 14.6.12 (7470)

Area Scan (71x101x1): Interpolated grid: dx=1.500 mm, dy=1.500 mm

Maximum value of SAR (interpolated) = 0.326 W/kg


Zoom Scan (6x6x7)/Cube 0: Measurement grid: dx=8mm, dy=8mm, dz=5mm

Reference Value = 15.43 V/m; Power Drift = 0.06 dB

Peak SAR (extrapolated) = 0.406 W/kg

SAR(1 g) = 0.215 W/kg; SAR(10 g) = 0.140 W/kg

Maximum value of SAR (measured) = 0.313 W/kg



0 dB = 0.313 W/kg = -5.04 dBW/kg

Test Plot 39#: WCDMA Band 5_Head Right Cheek_Middle**DUT: Mobile phone; Type: BB4; Serial: 19090600121**

Communication System: WCDMA; Frequency: 836.6 MHz; Duty Cycle: 1:1

Medium parameters used: $f = 836.6$ MHz; $\sigma = 0.898$ S/m; $\epsilon_r = 40.906$; $\rho = 1000$ kg/m³ ;

Phantom section: Right Section

DASY5 Configuration:

- Probe: EX3DV4 - SN7441; ConvF(10.05, 10.05, 10.05) @ 836.6 MHz; Calibrated: 2018/12/13
- Sensor-Surface: 1.4mm (Mechanical Surface Detection)
- Electronics: DAE3 SN471; Calibrated: 2018/12/3
- Phantom: SAM (30deg probe tilt) with CRP v5.0_20150321; Type: QD000P40CD; Serial: TP:1874
- Measurement SW: DASY52, Version 52.10 (2); SEMCAD X Version 14.6.12 (7470)

Area Scan (71x101x1): Interpolated grid: dx=1.500 mm, dy=1.500 mm

Maximum value of SAR (interpolated) = 0.694 W/kg

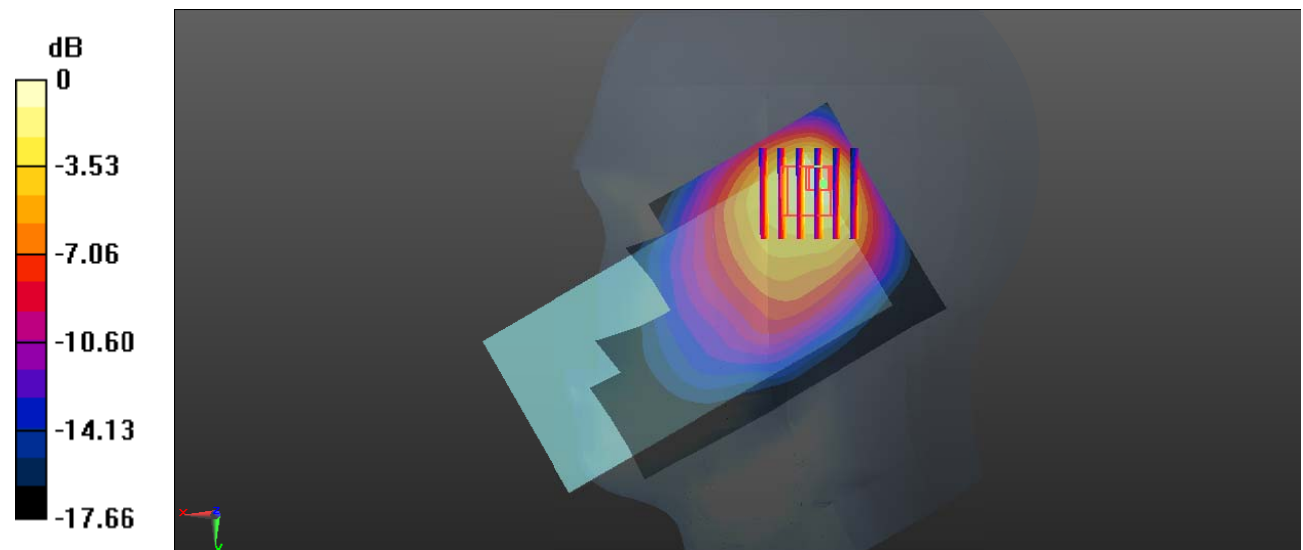
Zoom Scan (6x6x7)/Cube 0: Measurement grid: dx=8mm, dy=8mm, dz=5mm

Reference Value = 16.30 V/m; Power Drift = 0.01 dB

Peak SAR (extrapolated) = 0.978 W/kg

SAR(1 g) = 0.393 W/kg; SAR(10 g) = 0.221 W/kg

Maximum value of SAR (measured) = 0.656 W/kg



0 dB = 0.656 W/kg = -1.83 dBW/kg

Test Plot 40#: WCDMA Band 5_Head Right Tilt_Middle**DUT: Mobile phone; Type: BB4; Serial: 19090600121**

Communication System: WCDMA; Frequency: 836.6 MHz; Duty Cycle: 1:1
Medium parameters used: $f = 836.6$ MHz; $\sigma = 0.898$ S/m; $\epsilon_r = 40.906$; $\rho = 1000$ kg/m³ ;
Phantom section: Right Section

DASY5 Configuration:

- Probe: EX3DV4 - SN7441; ConvF(10.05, 10.05, 10.05) @ 836.6 MHz; Calibrated: 2018/12/13
- Sensor-Surface: 1.4mm (Mechanical Surface Detection)
- Electronics: DAE3 SN471; Calibrated: 2018/12/3
- Phantom: SAM (30deg probe tilt) with CRP v5.0_20150321; Type: QD000P40CD; Serial: TP:1874
- Measurement SW: DASY52, Version 52.10 (2); SEMCAD X Version 14.6.12 (7470)

Area Scan (71x101x1): Interpolated grid: dx=1.500 mm, dy=1.500 mm

Maximum value of SAR (interpolated) = 0.565 W/kg

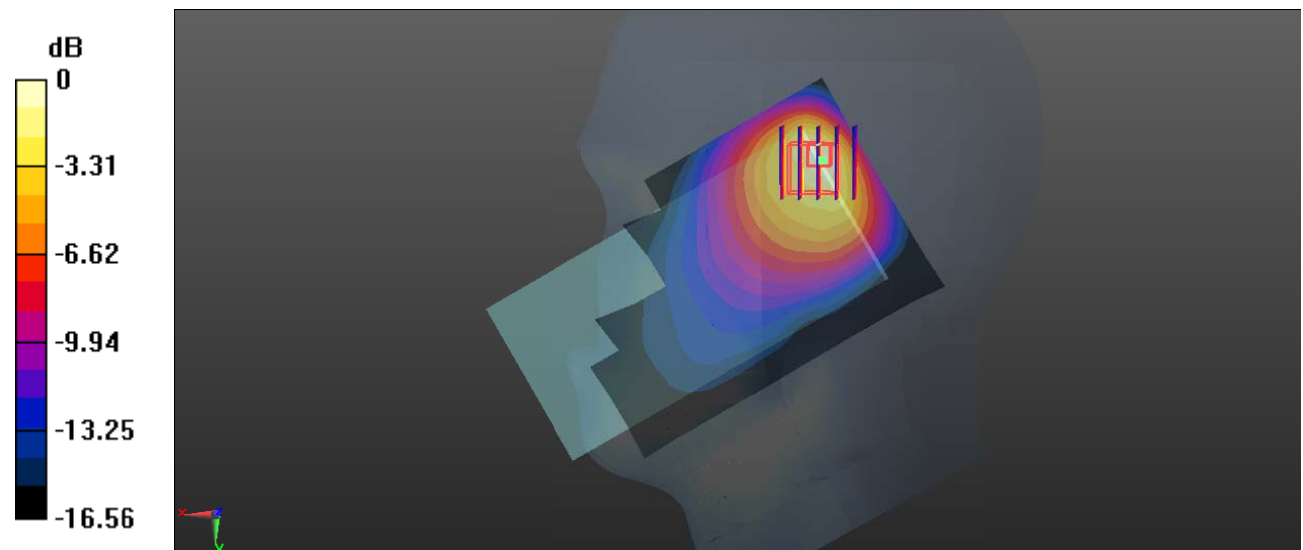
Zoom Scan (5x5x7)/Cube 0: Measurement grid: dx=8mm, dy=8mm, dz=5mm

Reference Value = 15.22 V/m; Power Drift = 0.02 dB

Peak SAR (extrapolated) = 0.776 W/kg

SAR(1 g) = 0.298 W/kg; SAR(10 g) = 0.158 W/kg

Maximum value of SAR (measured) = 0.522 W/kg



0 dB = 0.522 W/kg = -2.82 dBW/kg

Test Plot 41#: WCDMA Band 5_Body Back_Middle**DUT: Mobile phone; Type: BB4; Serial: 19090600121**

Communication System: WCDMA; Frequency: 836.6 MHz; Duty Cycle: 1:1

Medium parameters used: $f = 836.6$ MHz; $\sigma = 0.898$ S/m; $\epsilon_r = 40.906$; $\rho = 1000$ kg/m³ ;

Phantom section: Flat Section

DASY5 Configuration:

- Probe: EX3DV4 - SN7441; ConvF(10.05, 10.05, 10.05) @ 836.6 MHz; Calibrated: 2018/12/13
- Sensor-Surface: 1.4mm (Mechanical Surface Detection)
- Electronics: DAE3 SN471; Calibrated: 2018/12/3
- Phantom: SAM (30deg probe tilt) with CRP v5.0_20150321; Type: QD000P40CD; Serial: TP:1874
- Measurement SW: DASY52, Version 52.10 (2); SEMCAD X Version 14.6.12 (7470)

Area Scan (71x131x1): Interpolated grid: dx=1.500 mm, dy=1.500 mm

Maximum value of SAR (interpolated) = 0.254 W/kg

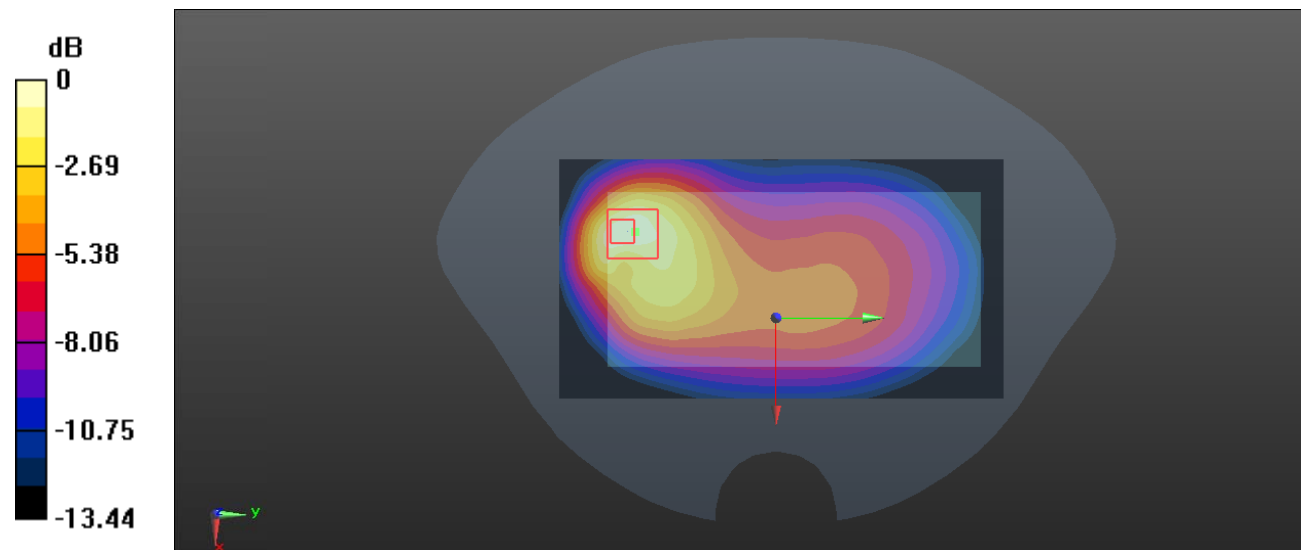
Zoom Scan (5x5x7)/Cube 0: Measurement grid: dx=8mm, dy=8mm, dz=5mm

Reference Value = 8.754 V/m; Power Drift = -0.16 dB

Peak SAR (extrapolated) = 0.318 W/kg

SAR(1 g) = 0.160 W/kg; SAR(10 g) = 0.094 W/kg

Maximum value of SAR (measured) = 0.252 W/kg



0 dB = 0.252 W/kg = -5.99 dBW/kg

Test Plot 42#: WCDMA Band 5_Body Front_Middle**DUT: Mobile Phone; Type: BB4; Serial: 19090600121**

Communication System: WCDMA; Frequency: 836.6 MHz; Duty Cycle: 1:1

Medium parameters used: $f = 836.6$ MHz; $\sigma = 0.898$ S/m; $\epsilon_r = 40.835$; $\rho = 1000$ kg/m³

Phantom section: Flat Section

DASY5 Configuration:

- Probe: EX3DV4 - SN7441; ConvF(10.05, 10.05, 10.05) @ 836.6 MHz; Calibrated: 2018/12/13
- Sensor-Surface: 1.4mm (Mechanical Surface Detection)
- Electronics: DAE3 Sn471; Calibrated: 2018/12/3
- Phantom: SAM (30deg probe tilt) with CRP v5.0_20150321; Type: QD000P40CD; Serial: TP:1874
- Measurement SW: DASY52, Version 52.10 (2); SEMCAD X Version 14.6.12 (7470)

Area Scan (71x131x1): Interpolated grid: dx=1.500 mm, dy=1.500 mm

Maximum value of SAR (interpolated) = 0.119 W/kg

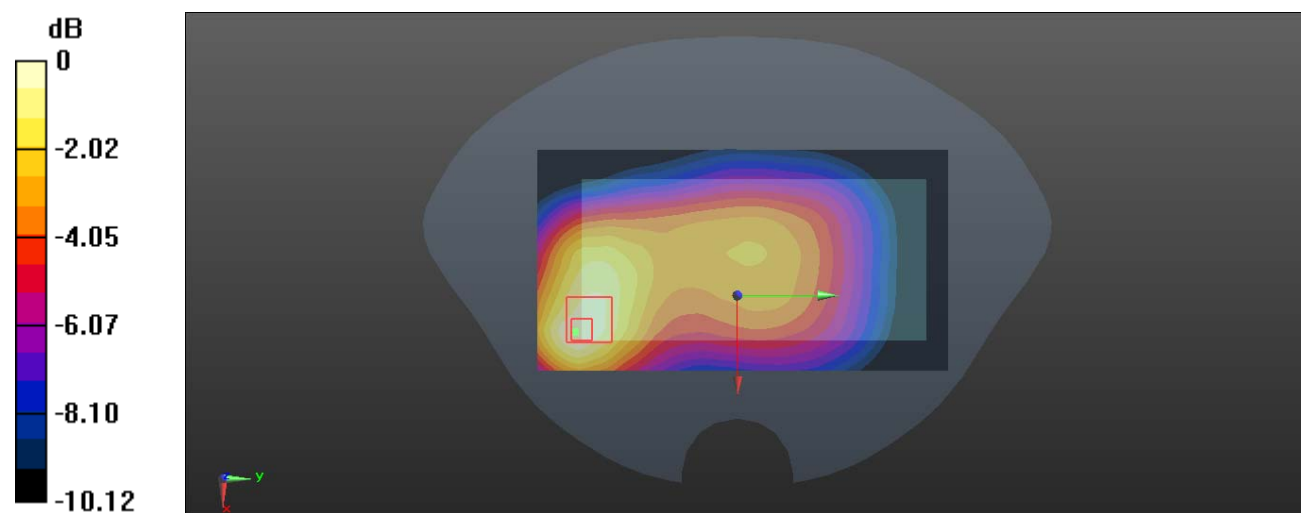
Zoom Scan (6x6x7)/Cube 0: Measurement grid: dx=8mm, dy=8mm, dz=5mm

Reference Value = 7.922 V/m; Power Drift = 0.05 dB

Peak SAR (extrapolated) = 0.140 W/kg

SAR(1 g) = 0.087 W/kg; SAR(10 g) = 0.061 W/kg

Maximum value of SAR (measured) = 0.114 W/kg



0 dB = 0.114 W/kg = -9.43 dBW/kg

Test Plot 43#: WCDMA Band 5_Body Left_Middle**DUT: Mobile phone; Type: BB4; Serial: 19090600121**

Communication System: WCDMA; Frequency: 836.6 MHz; Duty Cycle: 1:1

Medium parameters used: $f = 836.6$ MHz; $\sigma = 0.898$ S/m; $\epsilon_r = 40.906$; $\rho = 1000$ kg/m³ ;

Phantom section: Flat Section

DASY5 Configuration:

- Probe: EX3DV4 - SN7441; ConvF(10.05, 10.05, 10.05) @ 836.6 MHz; Calibrated: 2018/12/13
- Sensor-Surface: 1.4mm (Mechanical Surface Detection)
- Electronics: DAE3 SN471; Calibrated: 2018/12/3
- Phantom: SAM (30deg probe tilt) with CRP v5.0_20150321; Type: QD000P40CD; Serial: TP:1874
- Measurement SW: DASY52, Version 52.10 (2); SEMCAD X Version 14.6.12 (7470)

Area Scan (41x131x1): Interpolated grid: dx=1.500 mm, dy=1.500 mm

Maximum value of SAR (interpolated) = 0.0634 W/kg

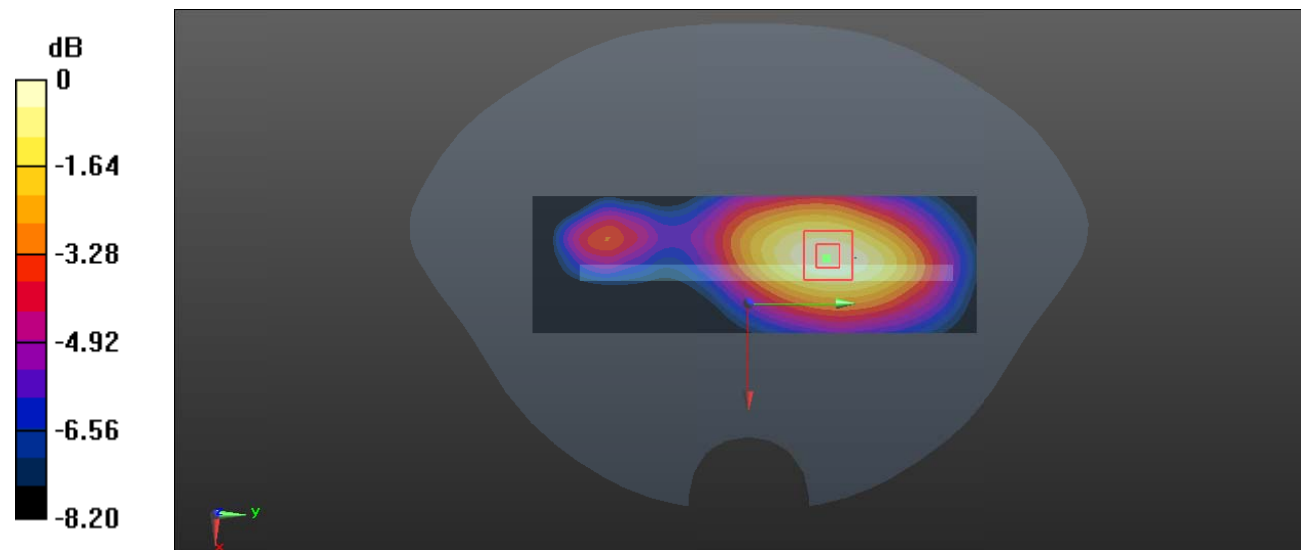
Zoom Scan (5x5x7)/Cube 0: Measurement grid: dx=8mm, dy=8mm, dz=5mm

Reference Value = 5.647 V/m; Power Drift = 0.05 dB

Peak SAR (extrapolated) = 0.0720 W/kg

SAR(1 g) = 0.049 W/kg; SAR(10 g) = 0.035 W/kg

Maximum value of SAR (measured) = 0.0639 W/kg



0 dB = 0.0639 W/kg = -11.94 dBW/kg

Test Plot 44#: WCDMA Band 5_Body Top_Middle**DUT: Mobile phone; Type: BB4; Serial: 19090600121**

Communication System: WCDMA; Frequency: 836.6 MHz; Duty Cycle: 1:1

Medium parameters used: $f = 836.6$ MHz; $\sigma = 0.898$ S/m; $\epsilon_r = 40.906$; $\rho = 1000$ kg/m³ ;

Phantom section: Flat Section

DASY5 Configuration:

- Probe: EX3DV4 - SN7441; ConvF(10.05, 10.05, 10.05) @ 836.6 MHz; Calibrated: 2018/12/13
- Sensor-Surface: 1.4mm (Mechanical Surface Detection)
- Electronics: DAE3 SN471; Calibrated: 2018/12/3
- Phantom: SAM (30deg probe tilt) with CRP v5.0_20150321; Type: QD000P40CD; Serial: TP:1874
- Measurement SW: DASY52, Version 52.10 (2); SEMCAD X Version 14.6.12 (7470)

Area Scan (41x71x1): Interpolated grid: dx=1.500 mm, dy=1.500 mm

Maximum value of SAR (interpolated) = 0.140 W/kg

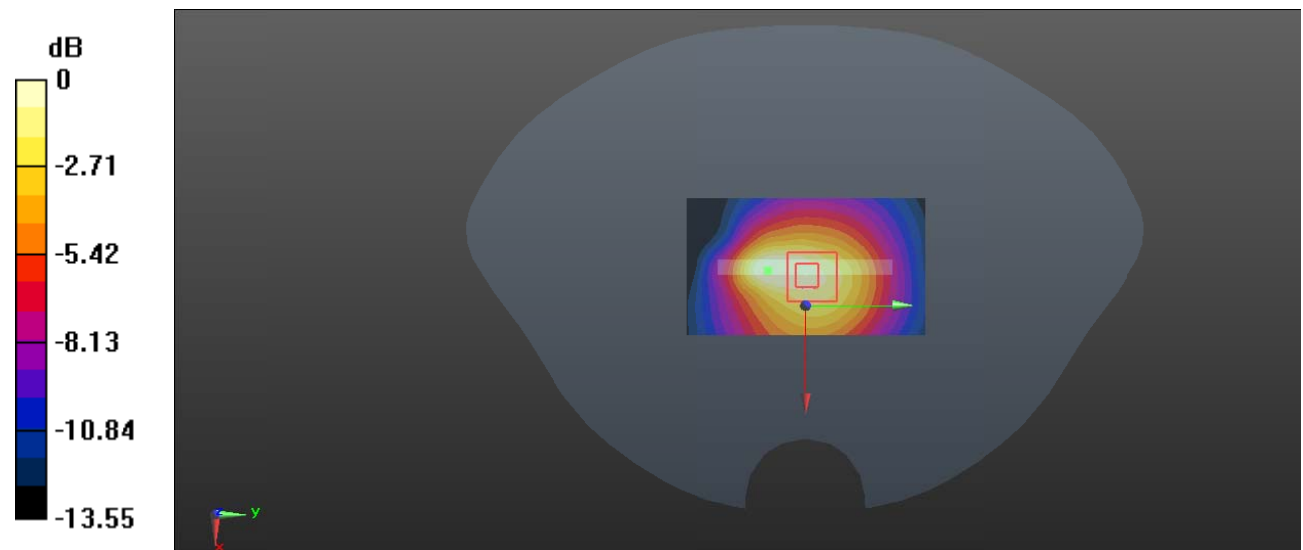
Zoom Scan (6x7x7)/Cube 0: Measurement grid: dx=8mm, dy=8mm, dz=5mm

Reference Value = 9.780 V/m; Power Drift = 0.12 dB

Peak SAR (extrapolated) = 0.180 W/kg

SAR(1 g) = 0.086 W/kg; SAR(10 g) = 0.054 W/kg

Maximum value of SAR (measured) = 0.129 W/kg



0 dB = 0.129 W/kg = -8.89 dBW/kg

Test Plot 45#: LTE Band 2_Head Left Cheek_1RB_Middle**DUT: Mobile phone; Type: BB4; Serial: 19090600121**

Communication System: Generic FDD-LTE; Frequency: 1880 MHz; Duty Cycle: 1:1
 Medium parameters used: $f = 1880$ MHz; $\sigma = 1.397$ S/m; $\epsilon_r = 39.007$; $\rho = 1000$ kg/m³ ;
 Phantom section: Left Section

DASY5 Configuration:

- Probe: EX3DV4 - SN7441; ConvF(7.97, 7.97, 7.97) @ 1880 MHz; Calibrated: 2018/12/13
- Sensor-Surface: 1.4mm (Mechanical Surface Detection)
- Electronics: DAE3 SN471; Calibrated: 2018/12/3
- Phantom: SAM (30deg probe tilt) with CRP v5.0_20150321; Type: QD000P40CD; Serial: TP:1874
- Measurement SW: DASY52, Version 52.10 (2); SEMCAD X Version 14.6.12 (7470)

Area Scan (71x101x1): Interpolated grid: dx=1.500 mm, dy=1.500 mm

Maximum value of SAR (interpolated) = 0.823 W/kg

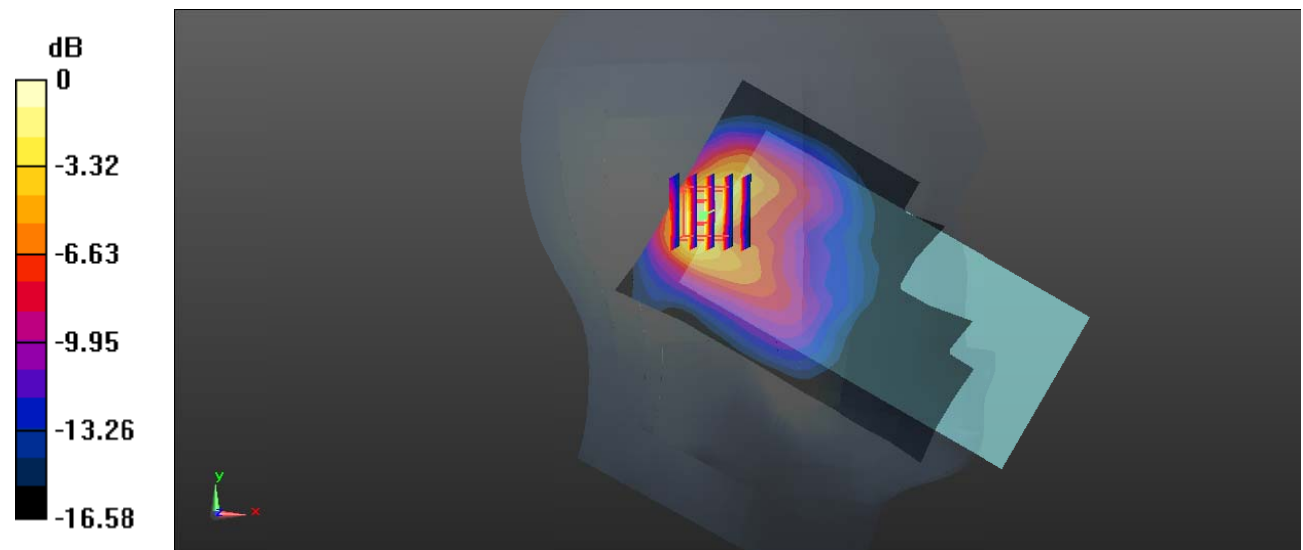
Zoom Scan (5x5x7)/Cube 0: Measurement grid: dx=8mm, dy=8mm, dz=5mm

Reference Value = 16.83 V/m; Power Drift = 0.09 dB

Peak SAR (extrapolated) = 0.985 W/kg

SAR(1 g) = 0.525 W/kg; SAR(10 g) = 0.263 W/kg

Maximum value of SAR (measured) = 0.825 W/kg



0 dB = 0.825 W/kg = -0.84 dBW/kg

Test Plot 46#: LTE Band 2_Head Left Cheek_50%RB_Middle**DUT: Mobile phone; Type: BB4; Serial: 19090600121**

Communication System: Generic FDD-LTE; Frequency: 1880 MHz; Duty Cycle: 1:1
 Medium parameters used: $f = 1880$ MHz; $\sigma = 1.397$ S/m; $\epsilon_r = 39.007$; $\rho = 1000$ kg/m³ ;
 Phantom section: Left Section

DASY5 Configuration:

- Probe: EX3DV4 - SN7441; ConvF(7.97, 7.97, 7.97) @ 1880 MHz; Calibrated: 2018/12/13
- Sensor-Surface: 1.4mm (Mechanical Surface Detection)
- Electronics: DAE3 SN471; Calibrated: 2018/12/3
- Phantom: SAM (30deg probe tilt) with CRP v5.0_20150321; Type: QD000P40CD; Serial: TP:1874
- Measurement SW: DASY52, Version 52.10 (2); SEMCAD X Version 14.6.12 (7470)

Area Scan (71x101x1): Interpolated grid: dx=1.500 mm, dy=1.500 mm

Maximum value of SAR (interpolated) = 0.647 W/kg


Zoom Scan (5x5x7)/Cube 0: Measurement grid: dx=8mm, dy=8mm, dz=5mm

Reference Value = 14.77 V/m; Power Drift = 0.15 dB

Peak SAR (extrapolated) = 0.769 W/kg

SAR(1 g) = 0.409 W/kg; SAR(10 g) = 0.205 W/kg

Maximum value of SAR (measured) = 0.644 W/kg



0 dB = 0.644 W/kg = -1.91 dBW/kg

Test Plot 47#: LTE Band 2_Head Left Tilt_1RB_Middle**DUT: Mobile phone; Type: BB4; Serial: 19090600121**

Communication System: Generic FDD-LTE; Frequency: 1880 MHz; Duty Cycle: 1:1
Medium parameters used: $f = 1880$ MHz; $\sigma = 1.397$ S/m; $\epsilon_r = 39.007$; $\rho = 1000$ kg/m³ ;
Phantom section: Left Section

DASY5 Configuration:

- Probe: EX3DV4 - SN7441; ConvF(7.97, 7.97, 7.97) @ 1880 MHz; Calibrated: 2018/12/13
- Sensor-Surface: 1.4mm (Mechanical Surface Detection)
- Electronics: DAE3 SN471; Calibrated: 2018/12/3
- Phantom: SAM (30deg probe tilt) with CRP v5.0_20150321; Type: QD000P40CD; Serial: TP:1874
- Measurement SW: DASY52, Version 52.10 (2); SEMCAD X Version 14.6.12 (7470)

Area Scan (71x101x1): Interpolated grid: dx=1.500 mm, dy=1.500 mm

Maximum value of SAR (interpolated) = 1.04 W/kg

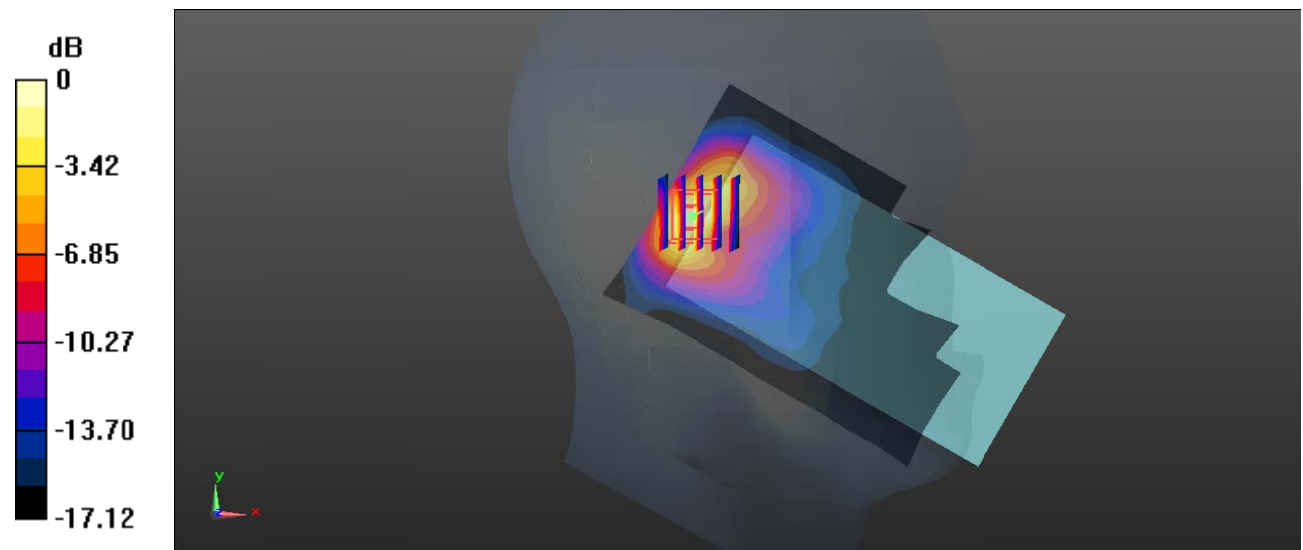
Zoom Scan (5x5x7)/Cube 0: Measurement grid: dx=8mm, dy=8mm, dz=5mm

Reference Value = 17.85 V/m; Power Drift = 0.08 dB

Peak SAR (extrapolated) = 1.21 W/kg

SAR(1 g) = 0.649 W/kg; SAR(10 g) = 0.322 W/kg

Maximum value of SAR (measured) = 1.03 W/kg



0 dB = 1.03 W/kg = 0.13 dBW/kg

Test Plot 48#: LTE Band 2_Head Left Tilt_50%RB_Middle**DUT: Mobile phone; Type: BB4; Serial: 19090600121**

Communication System: Generic FDD-LTE; Frequency: 1880 MHz; Duty Cycle: 1:1
 Medium parameters used: $f = 1880$ MHz; $\sigma = 1.397$ S/m; $\epsilon_r = 39.007$; $\rho = 1000$ kg/m³ ;
 Phantom section: Left Section

DASY5 Configuration:

- Probe: EX3DV4 - SN7441; ConvF(7.97, 7.97, 7.97) @ 1880 MHz; Calibrated: 2018/12/13
- Sensor-Surface: 1.4mm (Mechanical Surface Detection)
- Electronics: DAE3 SN471; Calibrated: 2018/12/3
- Phantom: SAM (30deg probe tilt) with CRP v5.0_20150321; Type: QD000P40CD; Serial: TP:1874
- Measurement SW: DASY52, Version 52.10 (2); SEMCAD X Version 14.6.12 (7470)

Area Scan (71x101x1): Interpolated grid: dx=1.500 mm, dy=1.500 mm

Maximum value of SAR (interpolated) = 0.823 W/kg

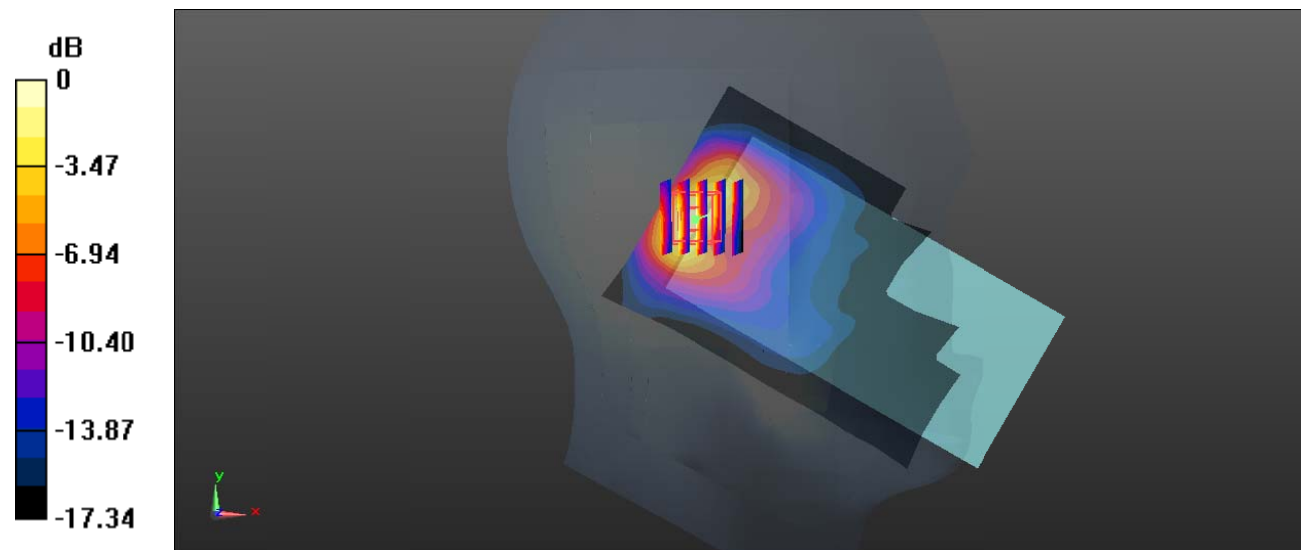
Zoom Scan (5x5x7)/Cube 0: Measurement grid: dx=8mm, dy=8mm, dz=5mm

Reference Value = 17.42 V/m; Power Drift = 0.09 dB

Peak SAR (extrapolated) = 0.970 W/kg

SAR(1 g) = 0.514 W/kg; SAR(10 g) = 0.255 W/kg

Maximum value of SAR (measured) = 0.806 W/kg



0 dB = 0.806 W/kg = -0.94 dBW/kg

Test Plot 49#: LTE Band 2_Head Right Cheek_1RB_Low**DUT: Mobile phone; Type: BB4; Serial: 19090600121**

Communication System: Generic FDD-LTE; Frequency: 1860 MHz; Duty Cycle: 1:1
 Medium parameters used: $f = 1860$ MHz; $\sigma = 1.369$ S/m; $\epsilon_r = 39.238$; $\rho = 1000$ kg/m³ ;
 Phantom section: Right Section

DASY5 Configuration:

- Probe: EX3DV4 - SN7441; ConvF(7.97, 7.97, 7.97) @ 1860 MHz; Calibrated: 2018/12/13
- Sensor-Surface: 1.4mm (Mechanical Surface Detection)
- Electronics: DAE3 SN471; Calibrated: 2018/12/3
- Phantom: SAM (30deg probe tilt) with CRP v5.0_20150321; Type: QD000P40CD; Serial: TP:1874
- Measurement SW: DASY52, Version 52.10 (2); SEMCAD X Version 14.6.12 (7470)

Area Scan (71x101x1): Interpolated grid: dx=1.500 mm, dy=1.500 mm

Maximum value of SAR (interpolated) = 1.34 W/kg

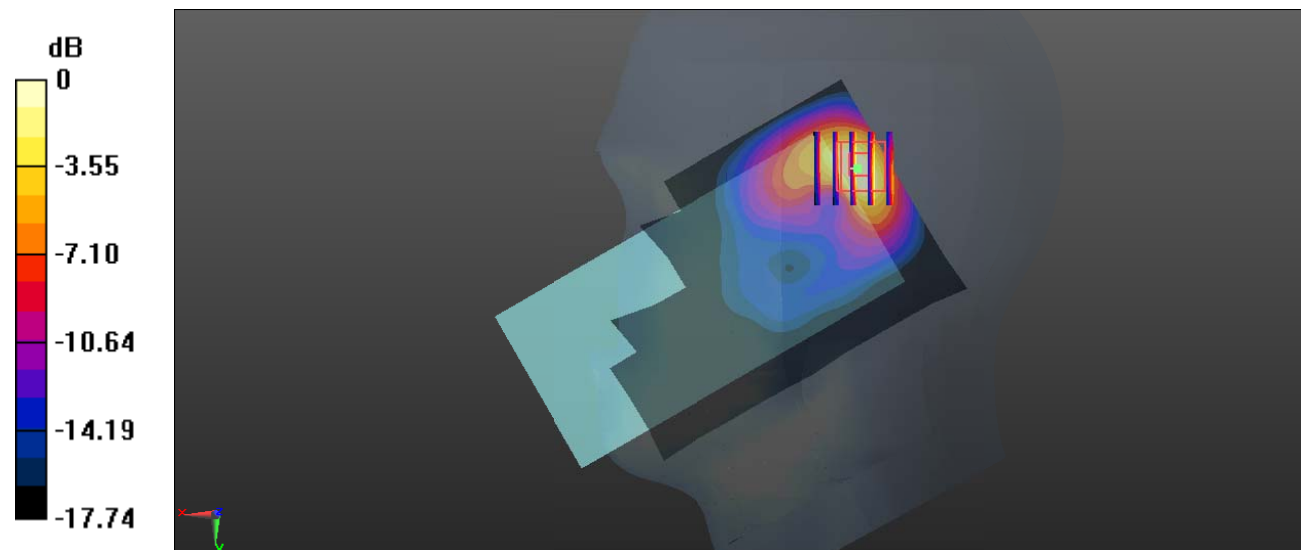
Zoom Scan (5x5x7)/Cube 0: Measurement grid: dx=8mm, dy=8mm, dz=5mm

Reference Value = 14.05 V/m; Power Drift = 0.08 dB

Peak SAR (extrapolated) = 1.64 W/kg

SAR(1 g) = 0.810 W/kg; SAR(10 g) = 0.375 W/kg

Maximum value of SAR (measured) = 1.27 W/kg



0 dB = 1.27 W/kg = 1.04 dBW/kg

Test Plot 50#: LTE Band 2_Head Right Cheek_1RB_Middle**DUT: Mobile phone; Type: BB4; Serial: 19090600121**

Communication System: Generic FDD-LTE; Frequency: 1880 MHz; Duty Cycle: 1:1
Medium parameters used: $f = 1880$ MHz; $\sigma = 1.397$ S/m; $\epsilon_r = 39.007$; $\rho = 1000$ kg/m³ ;
Phantom section: Right Section

DASY5 Configuration:

- Probe: EX3DV4 - SN7441; ConvF(7.97, 7.97, 7.97) @ 1880 MHz; Calibrated: 2018/12/13
- Sensor-Surface: 1.4mm (Mechanical Surface Detection)
- Electronics: DAE3 SN471; Calibrated: 2018/12/3
- Phantom: SAM (30deg probe tilt) with CRP v5.0_20150321; Type: QD000P40CD; Serial: TP:1874
- Measurement SW: DASY52, Version 52.10 (2); SEMCAD X Version 14.6.12 (7470)

Area Scan (71x101x1): Interpolated grid: dx=1.500 mm, dy=1.500 mm

Maximum value of SAR (interpolated) = 1.40 W/kg


Zoom Scan (5x5x7)/Cube 0: Measurement grid: dx=8mm, dy=8mm, dz=5mm

Reference Value = 14.43 V/m; Power Drift = -0.13 dB

Peak SAR (extrapolated) = 1.69 W/kg

SAR(1 g) = 0.832 W/kg; SAR(10 g) = 0.385 W/kg

Maximum value of SAR (measured) = 1.32 W/kg



0 dB = 1.32 W/kg = 1.21 dBW/kg

Test Plot 51#: LTE Band 2_Head Right Cheek_1RB_High**DUT: Mobile phone; Type: BB4; Serial: 19090600121**

Communication System: Generic FDD-LTE; Frequency: 1900 MHz; Duty Cycle: 1:1
Medium parameters used: $f = 1900$ MHz; $\sigma = 1.419$ S/m; $\epsilon_r = 39.031$; $\rho = 1000$ kg/m³ ;
Phantom section: Right Section

DASY5 Configuration:

- Probe: EX3DV4 - SN7441; ConvF(7.97, 7.97, 7.97) @ 1900 MHz; Calibrated: 2018/12/13
- Sensor-Surface: 1.4mm (Mechanical Surface Detection)
- Electronics: DAE3 SN471; Calibrated: 2018/12/3
- Phantom: SAM (30deg probe tilt) with CRP v5.0_20150321; Type: QD000P40CD; Serial: TP:1874
- Measurement SW: DASY52, Version 52.10 (2); SEMCAD X Version 14.6.12 (7470)

Area Scan (71x101x1): Interpolated grid: dx=1.500 mm, dy=1.500 mm

Maximum value of SAR (interpolated) = 1.44 W/kg

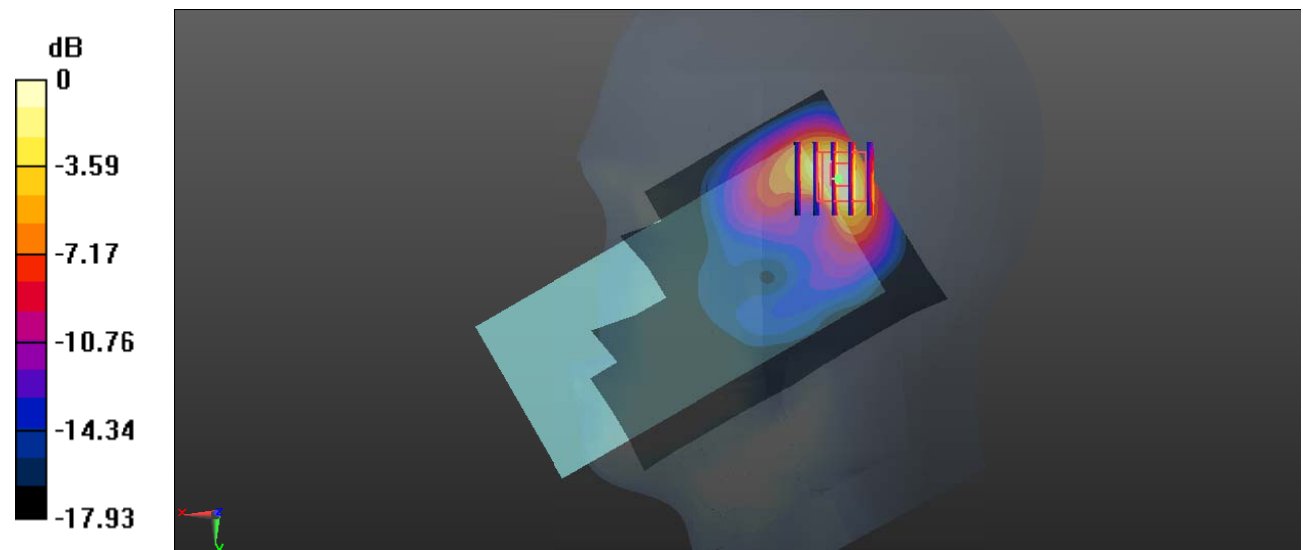
Zoom Scan (5x5x7)/Cube 0: Measurement grid: dx=8mm, dy=8mm, dz=5mm

Reference Value = 14.18 V/m; Power Drift = 0.07 dB

Peak SAR (extrapolated) = 1.74 W/kg

SAR(1 g) = 0.849 W/kg; SAR(10 g) = 0.388 W/kg

Maximum value of SAR (measured) = 1.34 W/kg



0 dB = 1.34 W/kg = 1.27 dBW/kg

Test Plot 52#: LTE Band 2_Head Right Cheek_50%RB_Middle**DUT: Mobile phone; Type: BB4; Serial: 19090600121**

Communication System: Generic FDD-LTE; Frequency: 1880 MHz; Duty Cycle: 1:1
 Medium parameters used: $f = 1880$ MHz; $\sigma = 1.397$ S/m; $\epsilon_r = 39.007$; $\rho = 1000$ kg/m³ ;
 Phantom section: Right Section

DASY5 Configuration:

- Probe: EX3DV4 - SN7441; ConvF(7.97, 7.97, 7.97) @ 1880 MHz; Calibrated: 2018/12/13
- Sensor-Surface: 1.4mm (Mechanical Surface Detection)
- Electronics: DAE3 SN471; Calibrated: 2018/12/3
- Phantom: SAM (30deg probe tilt) with CRP v5.0_20150321; Type: QD000P40CD; Serial: TP:1874
- Measurement SW: DASY52, Version 52.10 (2); SEMCAD X Version 14.6.12 (7470)

Area Scan (71x101x1): Interpolated grid: dx=1.500 mm, dy=1.500 mm

Maximum value of SAR (interpolated) = 1.05 W/kg

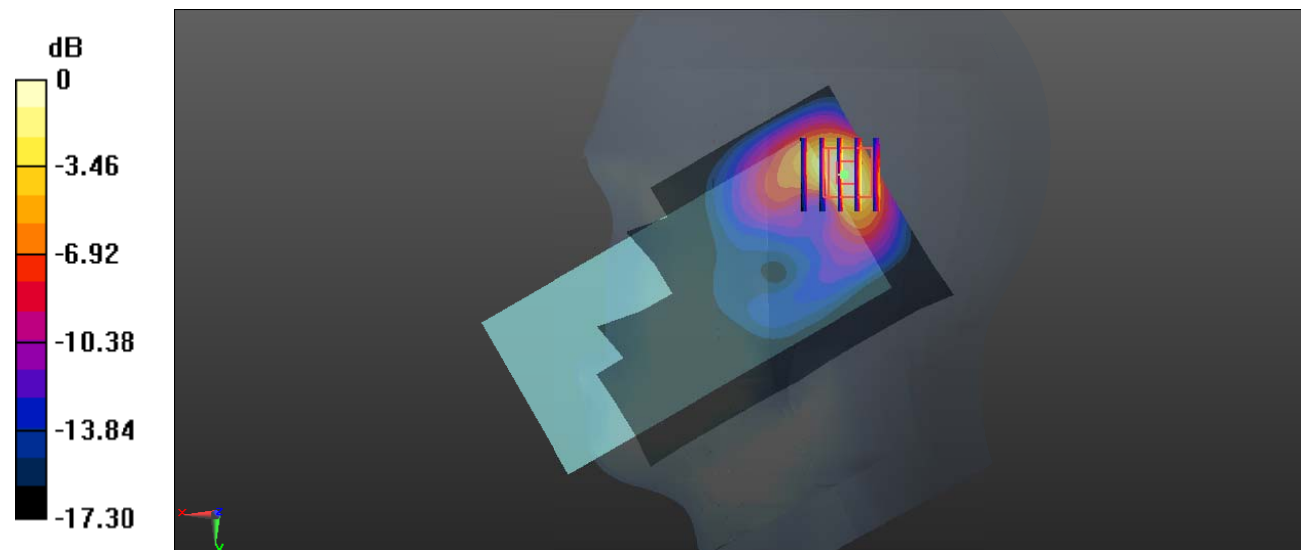
Zoom Scan (5x5x7)/Cube 0: Measurement grid: dx=8mm, dy=8mm, dz=5mm

Reference Value = 12.32 V/m; Power Drift = 0.13 dB

Peak SAR (extrapolated) = 1.31 W/kg

SAR(1 g) = 0.640 W/kg; SAR(10 g) = 0.295 W/kg

Maximum value of SAR (measured) = 1.01 W/kg



0 dB = 1.01 W/kg = 0.04 dBW/kg

Test Plot 53#: LTE Band 2_Head Right Tilt_1RB_Low**DUT: Mobile phone; Type: BB4; Serial: 19090600121**

Communication System: Generic FDD-LTE; Frequency: 1860 MHz; Duty Cycle: 1:1
 Medium parameters used: $f = 1860$ MHz; $\sigma = 1.369$ S/m; $\epsilon_r = 39.238$; $\rho = 1000$ kg/m³ ;
 Phantom section: Right Section

DASY5 Configuration:

- Probe: EX3DV4 - SN7441; ConvF(7.97, 7.97, 7.97) @ 1860 MHz; Calibrated: 2018/12/13
- Sensor-Surface: 1.4mm (Mechanical Surface Detection)
- Electronics: DAE3 SN471; Calibrated: 2018/12/3
- Phantom: SAM (30deg probe tilt) with CRP v5.0_20150321; Type: QD000P40CD; Serial: TP:1874
- Measurement SW: DASY52, Version 52.10 (2); SEMCAD X Version 14.6.12 (7470)

Area Scan (71x101x1): Interpolated grid: dx=1.500 mm, dy=1.500 mm

Maximum value of SAR (interpolated) = 1.41 W/kg


Zoom Scan (5x5x7)/Cube 0: Measurement grid: dx=8mm, dy=8mm, dz=5mm

Reference Value = 16.26 V/m; Power Drift = 0.03 dB

Peak SAR (extrapolated) = 1.76 W/kg

SAR(1 g) = 0.867 W/kg; SAR(10 g) = 0.400 W/kg

Maximum value of SAR (measured) = 1.39 W/kg



0 dB = 1.39 W/kg = 1.43 dBW/kg

Test Plot 54#: LTE Band 2_Head Right Tilt_1RB_Middle**DUT: Mobile phone; Type: BB4; Serial: 19090600121**

Communication System: Generic FDD-LTE; Frequency: 1880 MHz; Duty Cycle: 1:1
Medium parameters used: $f = 1880$ MHz; $\sigma = 1.397$ S/m; $\epsilon_r = 39.007$; $\rho = 1000$ kg/m³ ;
Phantom section: Right Section

DASY5 Configuration:

- Probe: EX3DV4 - SN7441; ConvF(7.97, 7.97, 7.97) @ 1880 MHz; Calibrated: 2018/12/13
- Sensor-Surface: 1.4mm (Mechanical Surface Detection)
- Electronics: DAE3 SN471; Calibrated: 2018/12/3
- Phantom: SAM (30deg probe tilt) with CRP v5.0_20150321; Type: QD000P40CD; Serial: TP:1874
- Measurement SW: DASY52, Version 52.10 (2); SEMCAD X Version 14.6.12 (7470)

Area Scan (71x101x1): Interpolated grid: dx=1.500 mm, dy=1.500 mm

Maximum value of SAR (interpolated) = 1.51 W/kg

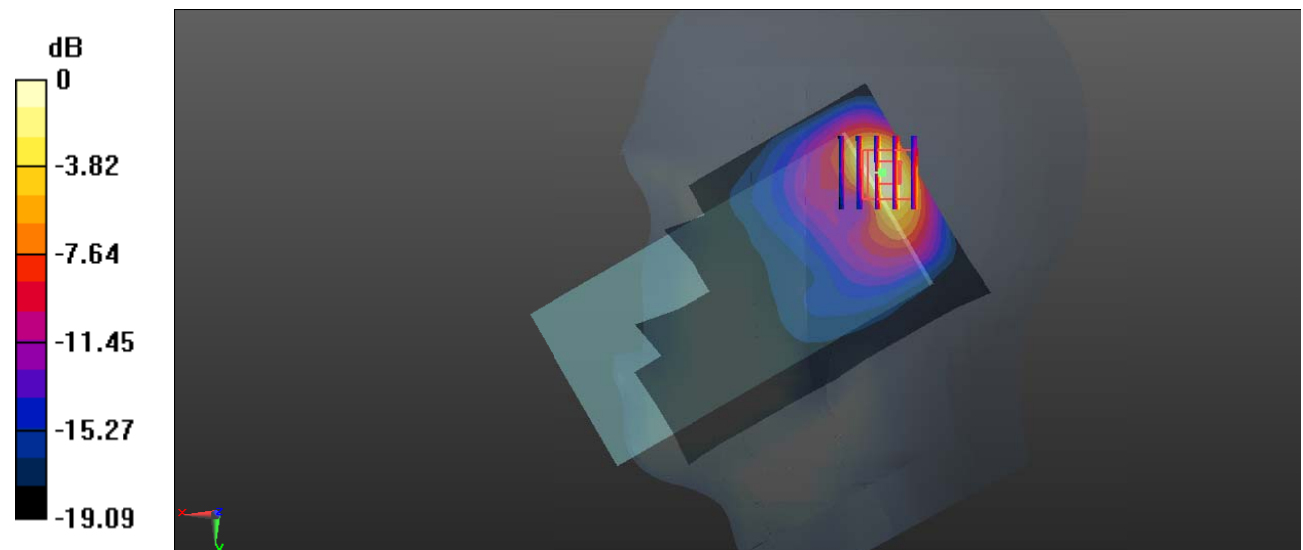
Zoom Scan (5x5x7)/Cube 0: Measurement grid: dx=8mm, dy=8mm, dz=5mm

Reference Value = 16.44 V/m; Power Drift = 0.15 dB

Peak SAR (extrapolated) = 1.84 W/kg

SAR(1 g) = 0.906 W/kg; SAR(10 g) = 0.415 W/kg

Maximum value of SAR (measured) = 1.46 W/kg



0 dB = 1.46 W/kg = 1.64 dBW/kg

Test Plot 55#: LTE Band 2_Head Right Tilt_1RB_High**DUT: Mobile phone; Type: BB4; Serial: 19090600121**

Communication System: Generic FDD-LTE; Frequency: 1900 MHz; Duty Cycle: 1:1
Medium parameters used: $f = 1900$ MHz; $\sigma = 1.419$ S/m; $\epsilon_r = 39.031$; $\rho = 1000$ kg/m³ ;
Phantom section: Right Section

DASY5 Configuration:

- Probe: EX3DV4 - SN7441; ConvF(7.97, 7.97, 7.97) @ 1900 MHz; Calibrated: 2018/12/13
- Sensor-Surface: 1.4mm (Mechanical Surface Detection)
- Electronics: DAE3 SN471; Calibrated: 2018/12/3
- Phantom: SAM (30deg probe tilt) with CRP v5.0_20150321; Type: QD000P40CD; Serial: TP:1874
- Measurement SW: DASY52, Version 52.10 (2); SEMCAD X Version 14.6.12 (7470)

Area Scan (71x101x1): Interpolated grid: dx=1.500 mm, dy=1.500 mm

Maximum value of SAR (interpolated) = 1.58 W/kg

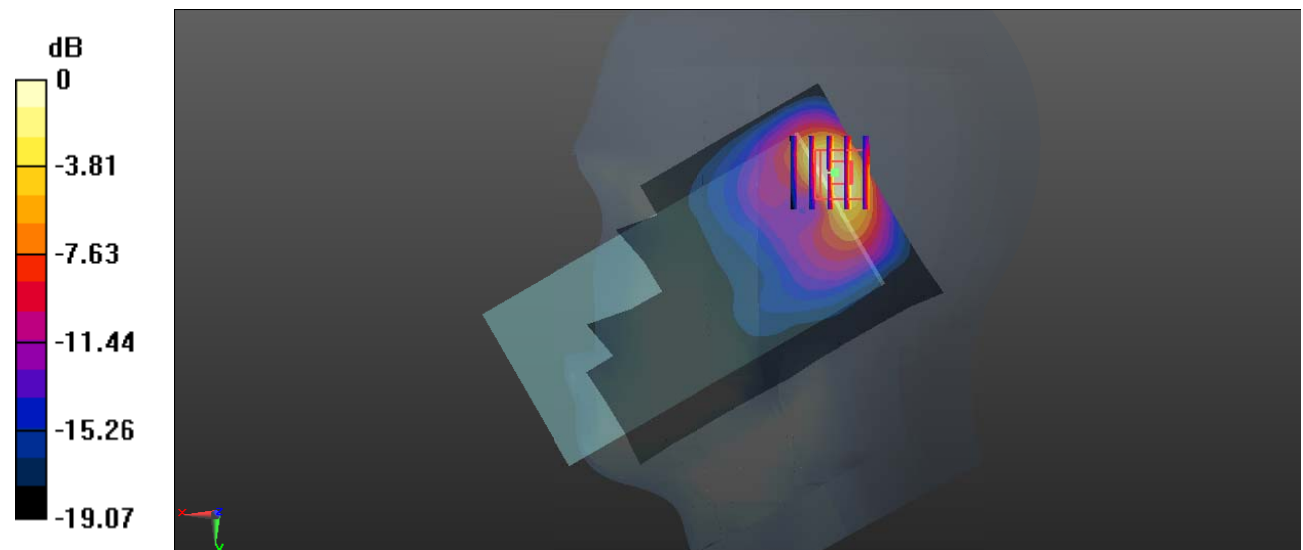
Zoom Scan (5x5x7)/Cube 0: Measurement grid: dx=8mm, dy=8mm, dz=5mm

Reference Value = 16.57 V/m; Power Drift = 0.06 dB

Peak SAR (extrapolated) = 1.90 W/kg

SAR(1 g) = 0.936 W/kg; SAR(10 g) = 0.427 W/kg

Maximum value of SAR (measured) = 1.48 W/kg



0 dB = 1.48 W/kg = 1.70 dBW/kg

Test Plot 56#: LTE Band 2_Head Right Tilt_50%RB_Middle**DUT: Mobile phone; Type: BB4; Serial: 19090600121**

Communication System: Generic FDD-LTE; Frequency: 1880 MHz; Duty Cycle: 1:1
Medium parameters used: $f = 1880$ MHz; $\sigma = 1.397$ S/m; $\epsilon_r = 39.007$; $\rho = 1000$ kg/m³ ;
Phantom section: Right Section

DASY5 Configuration:

- Probe: EX3DV4 - SN7441; ConvF(7.97, 7.97, 7.97) @ 1880 MHz; Calibrated: 2018/12/13
- Sensor-Surface: 1.4mm (Mechanical Surface Detection)
- Electronics: DAE3 SN471; Calibrated: 2018/12/3
- Phantom: SAM (30deg probe tilt) with CRP v5.0_20150321; Type: QD000P40CD; Serial: TP:1874
- Measurement SW: DASY52, Version 52.10 (2); SEMCAD X Version 14.6.12 (7470)

Area Scan (71x101x1): Interpolated grid: dx=1.500 mm, dy=1.500 mm

Maximum value of SAR (interpolated) = 1.18 W/kg

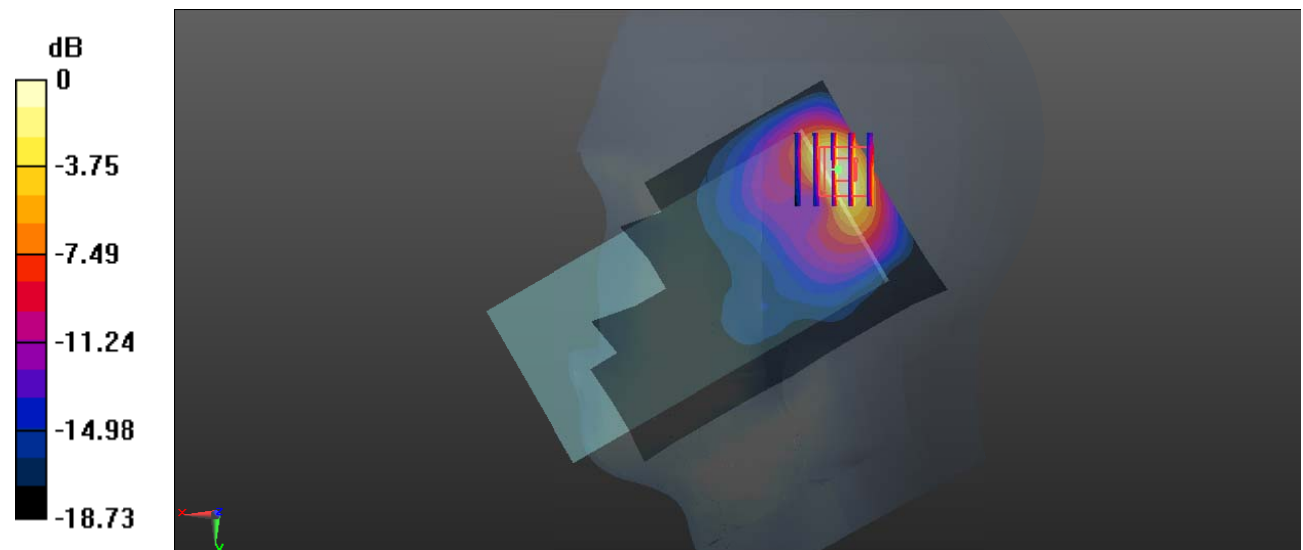
Zoom Scan (5x5x7)/Cube 0: Measurement grid: dx=8mm, dy=8mm, dz=5mm

Reference Value = 14.59 V/m; Power Drift = 0.05 dB

Peak SAR (extrapolated) = 1.43 W/kg

SAR(1 g) = 0.700 W/kg; SAR(10 g) = 0.321 W/kg

Maximum value of SAR (measured) = 1.13 W/kg



0 dB = 1.13 W/kg = 0.53 dBW/kg

Test Plot 57#: LTE Band 2_Body Back_1RB_Middle**DUT: Mobile phone; Type: BB4; Serial: 19090600121**

Communication System: Generic FDD-LTE; Frequency: 1880 MHz; Duty Cycle: 1:1
 Medium parameters used: $f = 1880$ MHz; $\sigma = 1.397$ S/m; $\epsilon_r = 39.007$; $\rho = 1000$ kg/m³ ;
 Phantom section: Flat Section

DASY5 Configuration:

- Probe: EX3DV4 - SN7441; ConvF(7.97, 7.97, 7.97) @ 1880 MHz; Calibrated: 2018/12/13
- Sensor-Surface: 1.4mm (Mechanical Surface Detection)
- Electronics: DAE3 SN471; Calibrated: 2018/12/3
- Phantom: SAM (30deg probe tilt) with CRP v5.0_20150321; Type: QD000P40CD; Serial: TP:1874
- Measurement SW: DASY52, Version 52.10 (2); SEMCAD X Version 14.6.12 (7470)

Area Scan (71x131x1): Interpolated grid: dx=1.500 mm, dy=1.500 mm

Maximum value of SAR (interpolated) = 0.503 W/kg

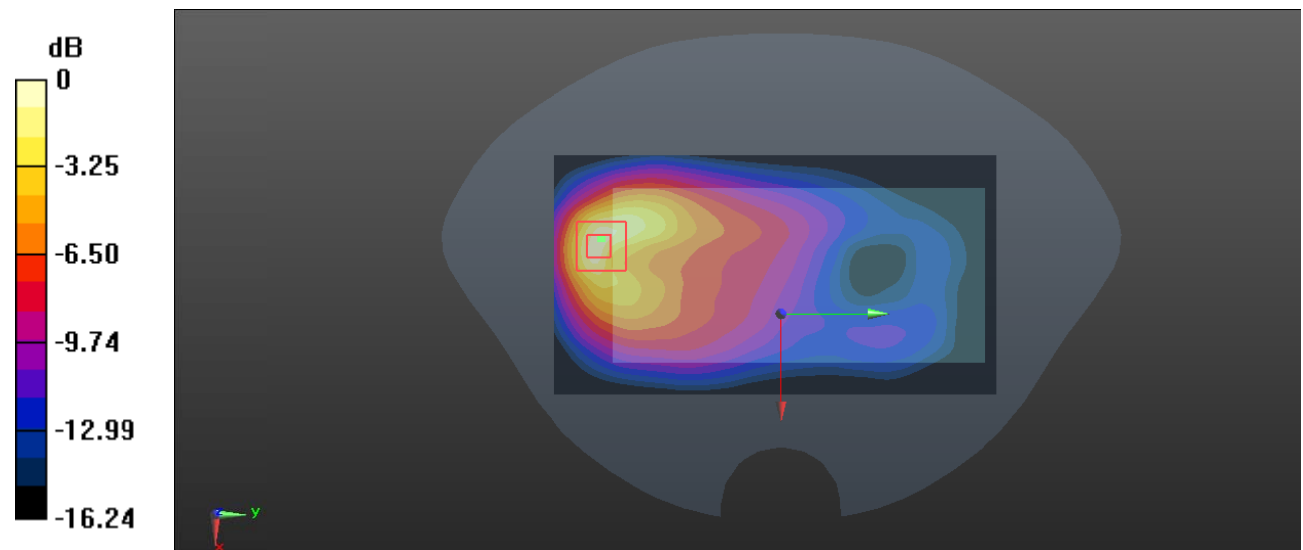
Zoom Scan (5x5x7)/Cube 0: Measurement grid: dx=8mm, dy=8mm, dz=5mm

Reference Value = 6.340 V/m; Power Drift = 0.06 dB

Peak SAR (extrapolated) = 0.689 W/kg

SAR(1 g) = 0.366 W/kg; SAR(10 g) = 0.188 W/kg

Maximum value of SAR (measured) = 0.568 W/kg



0 dB = 0.568 W/kg = -2.46 dBW/kg

Test Plot 58#: LTE Band 2_Body Back_50%RB_Middle**DUT: Mobile phone; Type: BB4; Serial: 19090600121**

Communication System: Generic FDD-LTE; Frequency: 1880 MHz; Duty Cycle: 1:1
 Medium parameters used: $f = 1880$ MHz; $\sigma = 1.397$ S/m; $\epsilon_r = 39.007$; $\rho = 1000$ kg/m³ ;
 Phantom section: Flat Section

DASY5 Configuration:

- Probe: EX3DV4 - SN7441; ConvF(7.97, 7.97, 7.97) @ 1880 MHz; Calibrated: 2018/12/13
- Sensor-Surface: 1.4mm (Mechanical Surface Detection)
- Electronics: DAE3 SN471; Calibrated: 2018/12/3
- Phantom: SAM (30deg probe tilt) with CRP v5.0_20150321; Type: QD000P40CD; Serial: TP:1874
- Measurement SW: DASY52, Version 52.10 (2); SEMCAD X Version 14.6.12 (7470)

Area Scan (71x131x1): Interpolated grid: dx=1.500 mm, dy=1.500 mm

Maximum value of SAR (interpolated) = 0.399 W/kg

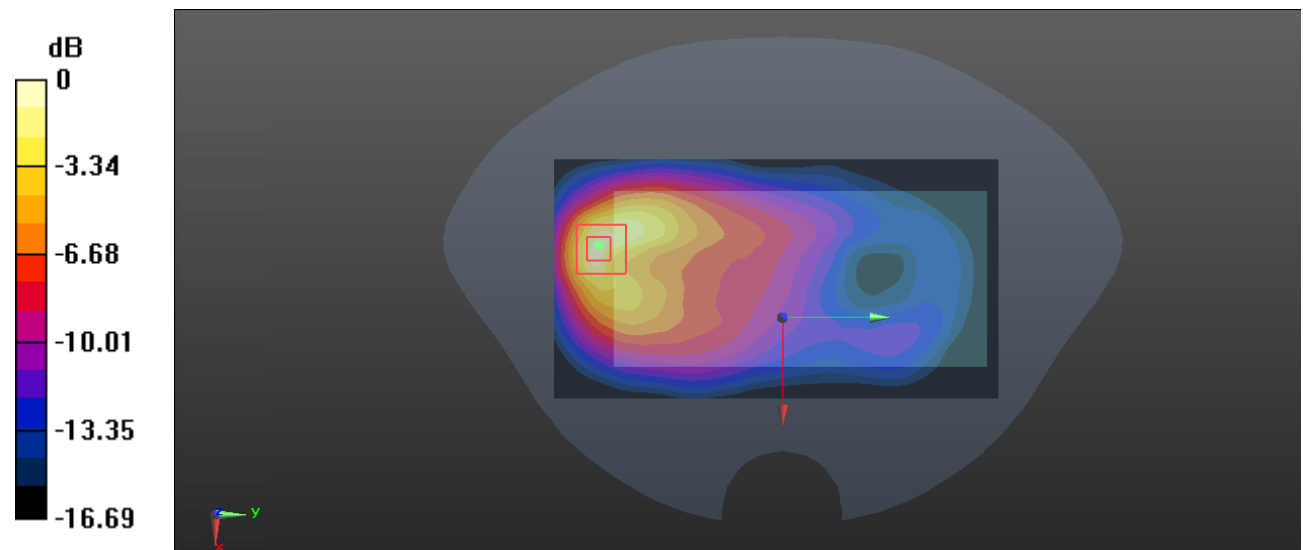
Zoom Scan (5x5x7)/Cube 0: Measurement grid: dx=8mm, dy=8mm, dz=5mm

Reference Value = 5.658 V/m; Power Drift = 0.18 dB

Peak SAR (extrapolated) = 0.546 W/kg

SAR(1 g) = 0.285 W/kg; SAR(10 g) = 0.147 W/kg

Maximum value of SAR (measured) = 0.454 W/kg



0 dB = 0.454 W/kg = -3.43 dBW/kg

Test Plot 59#: LTE Band 2_Body Front_1RB_Middle**DUT: Mobile Phone; Type: BB4; Serial: 19090600121**

Communication System: Generic FDD-LTE; Frequency: 1880 MHz; Duty Cycle: 1:1

Medium parameters used: $f = 1880$ MHz; $\sigma = 1.39$ S/m; $\epsilon_r = 39.012$; $\rho = 1000$ kg/m³

Phantom section: Flat Section

DASY5 Configuration:

- Probe: EX3DV4 - SN7441; ConvF(7.97, 7.97, 7.97) @ 1880 MHz; Calibrated: 2018/12/13
- Sensor-Surface: 1.4mm (Mechanical Surface Detection)
- Electronics: DAE3 Sn471; Calibrated: 2018/12/3
- Phantom: SAM (30deg probe tilt) with CRP v5.0_20150321; Type: QD000P40CD; Serial: TP:1874
- Measurement SW: DASY52, Version 52.10 (2); SEMCAD X Version 14.6.12 (7470)

Area Scan (71x131x1): Interpolated grid: dx=1.500 mm, dy=1.500 mm

Maximum value of SAR (interpolated) = 0.223 W/kg

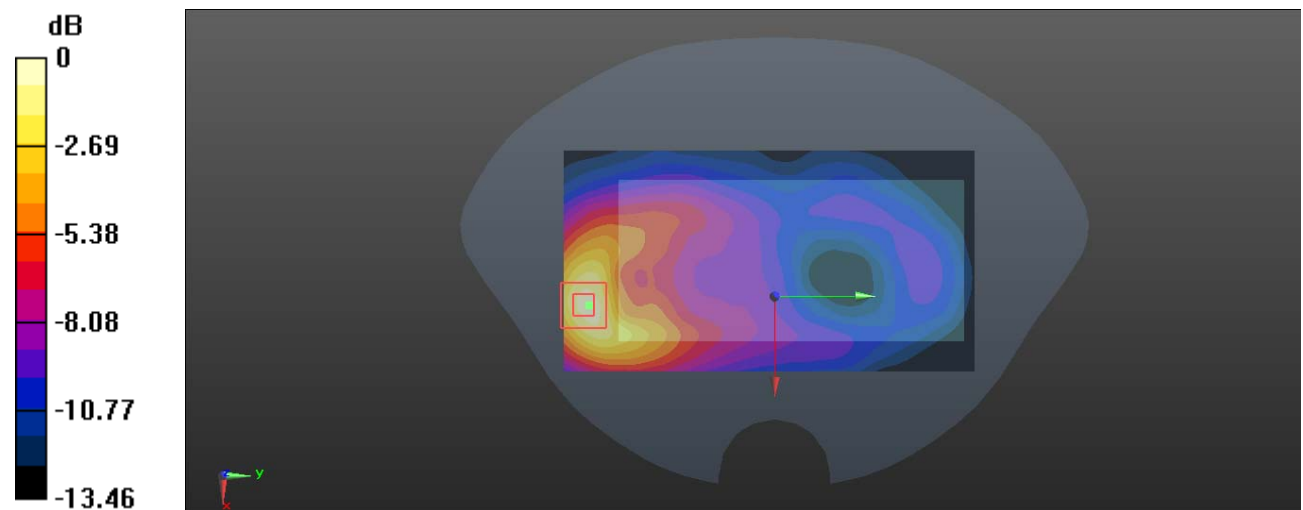
Zoom Scan (5x5x7)/Cube 0: Measurement grid: dx=8mm, dy=8mm, dz=5mm

Reference Value = 4.262 V/m; Power Drift = 0.17 dB

Peak SAR (extrapolated) = 0.302 W/kg

SAR(1 g) = 0.166 W/kg; SAR(10 g) = 0.090 W/kg

Maximum value of SAR (measured) = 0.250 W/kg



0 dB = 0.250 W/kg = -6.02 dBW/kg

Test Plot 60#: LTE Band 2_Body Front_50%RB_Middle**DUT: Mobile Phone; Type: BB4; Serial: 19090600121**

Communication System: Generic FDD-LTE; Frequency: 1880 MHz; Duty Cycle: 1:1

Medium parameters used: $f = 1880$ MHz; $\sigma = 1.39$ S/m; $\epsilon_r = 39.012$; $\rho = 1000$ kg/m³

Phantom section: Flat Section

DASY5 Configuration:

- Probe: EX3DV4 - SN7441; ConvF(7.97, 7.97, 7.97) @ 1880 MHz; Calibrated: 2018/12/13
- Sensor-Surface: 1.4mm (Mechanical Surface Detection)
- Electronics: DAE3 Sn471; Calibrated: 2018/12/3
- Phantom: SAM (30deg probe tilt) with CRP v5.0_20150321; Type: QD000P40CD; Serial: TP:1874
- Measurement SW: DASY52, Version 52.10 (2); SEMCAD X Version 14.6.12 (7470)

Area Scan (71x131x1): Interpolated grid: dx=1.500 mm, dy=1.500 mm

Maximum value of SAR (interpolated) = 0.171 W/kg

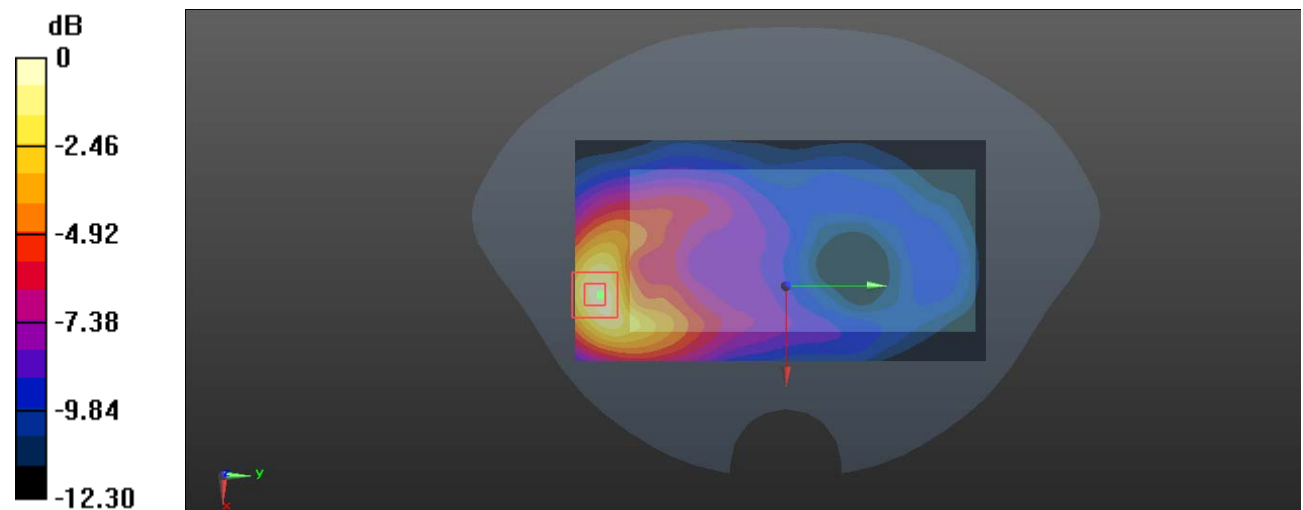
Zoom Scan (5x5x7)/Cube 0: Measurement grid: dx=8mm, dy=8mm, dz=5mm

Reference Value = 3.931 V/m; Power Drift = 0.09 dB

Peak SAR (extrapolated) = 0.228 W/kg

SAR(1 g) = 0.128 W/kg; SAR(10 g) = 0.070 W/kg

Maximum value of SAR (measured) = 0.190 W/kg



0 dB = 0.190 W/kg = -7.21 dBW/kg

Test Plot 61#: LTE Band 2_Body Left_1RB_Middle**DUT: Mobile phone; Type: BB4; Serial: 19090600121**

Communication System: Generic FDD-LTE; Frequency: 1880 MHz; Duty Cycle: 1:1
 Medium parameters used: $f = 1880$ MHz; $\sigma = 1.397$ S/m; $\epsilon_r = 39.007$; $\rho = 1000$ kg/m³ ;
 Phantom section: Flat Section

DASY5 Configuration:

- Probe: EX3DV4 - SN7441; ConvF(7.97, 7.97, 7.97) @ 1880 MHz; Calibrated: 2018/12/13
- Sensor-Surface: 1.4mm (Mechanical Surface Detection)
- Electronics: DAE3 SN471; Calibrated: 2018/12/3
- Phantom: SAM (30deg probe tilt) with CRP v5.0_20150321; Type: QD000P40CD; Serial: TP:1874
- Measurement SW: DASY52, Version 52.10 (2); SEMCAD X Version 14.6.12 (7470)

Area Scan (51x131x1): Interpolated grid: dx=1.500 mm, dy=1.500 mm

Maximum value of SAR (interpolated) = 0.104 W/kg

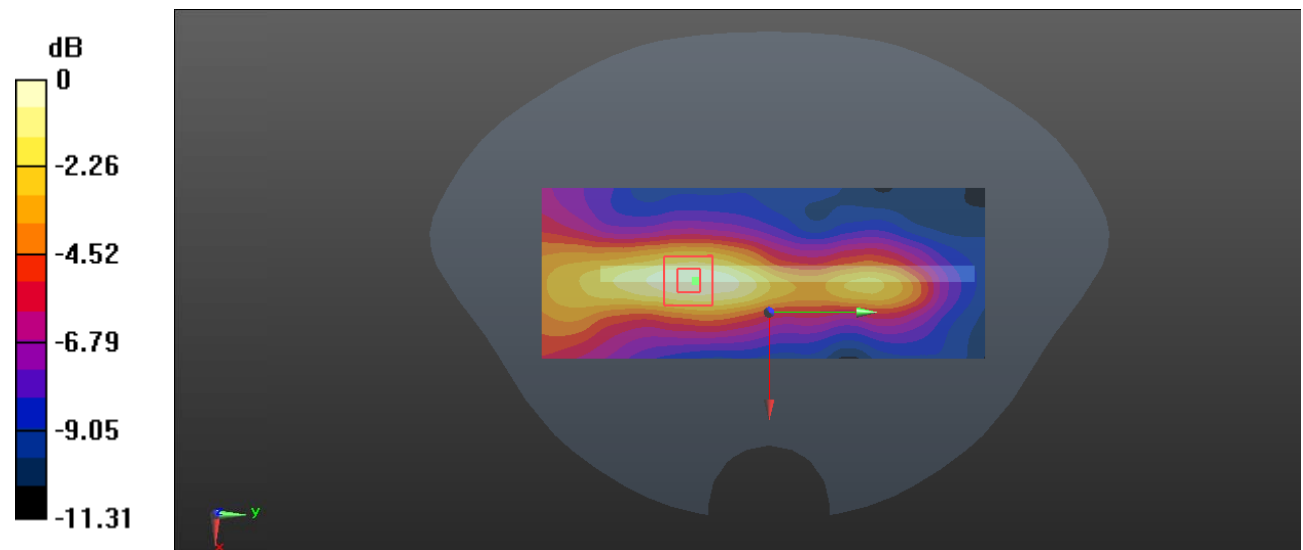
Zoom Scan (5x5x7)/Cube 0: Measurement grid: dx=8mm, dy=8mm, dz=5mm

Reference Value = 5.694 V/m; Power Drift = 0.17 dB

Peak SAR (extrapolated) = 0.120 W/kg

SAR(1 g) = 0.073 W/kg; SAR(10 g) = 0.046 W/kg

Maximum value of SAR (measured) = 0.103 W/kg



0 dB = 0.103 W/kg = -9.87 dBW/kg

Test Plot 62#: LTE Band 2_Body Left_50%RB_Middle**DUT: Mobile phone; Type: BB4; Serial: 19090600121**

Communication System: Generic FDD-LTE; Frequency: 1880 MHz; Duty Cycle: 1:1
 Medium parameters used: $f = 1880$ MHz; $\sigma = 1.397$ S/m; $\epsilon_r = 39.007$; $\rho = 1000$ kg/m³ ;
 Phantom section: Flat Section

DASY5 Configuration:

- Probe: EX3DV4 - SN7441; ConvF(7.97, 7.97, 7.97) @ 1880 MHz; Calibrated: 2018/12/13
- Sensor-Surface: 1.4mm (Mechanical Surface Detection)
- Electronics: DAE3 SN471; Calibrated: 2018/12/3
- Phantom: SAM (30deg probe tilt) with CRP v5.0_20150321; Type: QD000P40CD; Serial: TP:1874
- Measurement SW: DASY52, Version 52.10 (2); SEMCAD X Version 14.6.12 (7470)

Area Scan (51x131x1): Interpolated grid: dx=1.500 mm, dy=1.500 mm

Maximum value of SAR (interpolated) = 0.0807 W/kg

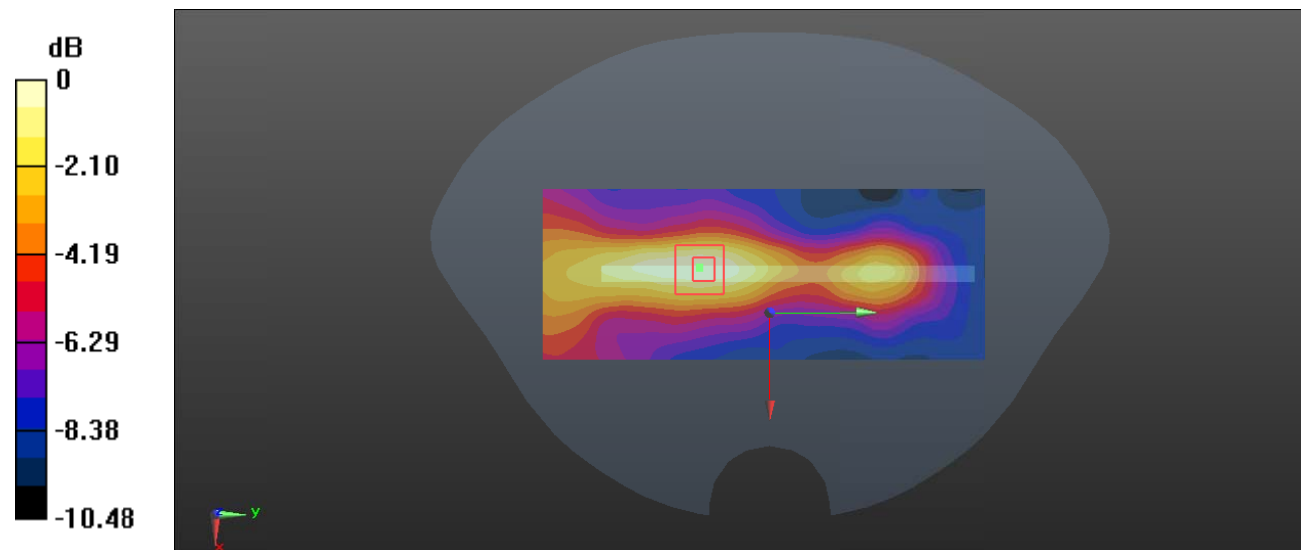
Zoom Scan (5x5x7)/Cube 0: Measurement grid: dx=8mm, dy=8mm, dz=5mm

Reference Value = 5.802 V/m; Power Drift = -0.02 dB

Peak SAR (extrapolated) = 0.0910 W/kg

SAR(1 g) = 0.055 W/kg; SAR(10 g) = 0.035 W/kg

Maximum value of SAR (measured) = 0.0794 W/kg



0 dB = 0.0794 W/kg = -11.00 dBW/kg

Test Plot 63#: LTE Band 2_Body Top_1RB_Middle**DUT: Mobile phone; Type: BB4; Serial: 19090600121**

Communication System: Generic FDD-LTE; Frequency: 1880 MHz; Duty Cycle: 1:1
 Medium parameters used: $f = 1880$ MHz; $\sigma = 1.397$ S/m; $\epsilon_r = 39.007$; $\rho = 1000$ kg/m³ ;
 Phantom section: Flat Section

DASY5 Configuration:

- Probe: EX3DV4 - SN7441; ConvF(7.97, 7.97, 7.97) @ 1880 MHz; Calibrated: 2018/12/13
- Sensor-Surface: 1.4mm (Mechanical Surface Detection)
- Electronics: DAE3 SN471; Calibrated: 2018/12/3
- Phantom: SAM (30deg probe tilt) with CRP v5.0_20150321; Type: QD000P40CD; Serial: TP:1874
- Measurement SW: DASY52, Version 52.10 (2); SEMCAD X Version 14.6.12 (7470)

Area Scan (41x71x1): Interpolated grid: dx=1.500 mm, dy=1.500 mm

Maximum value of SAR (interpolated) = 0.734 W/kg

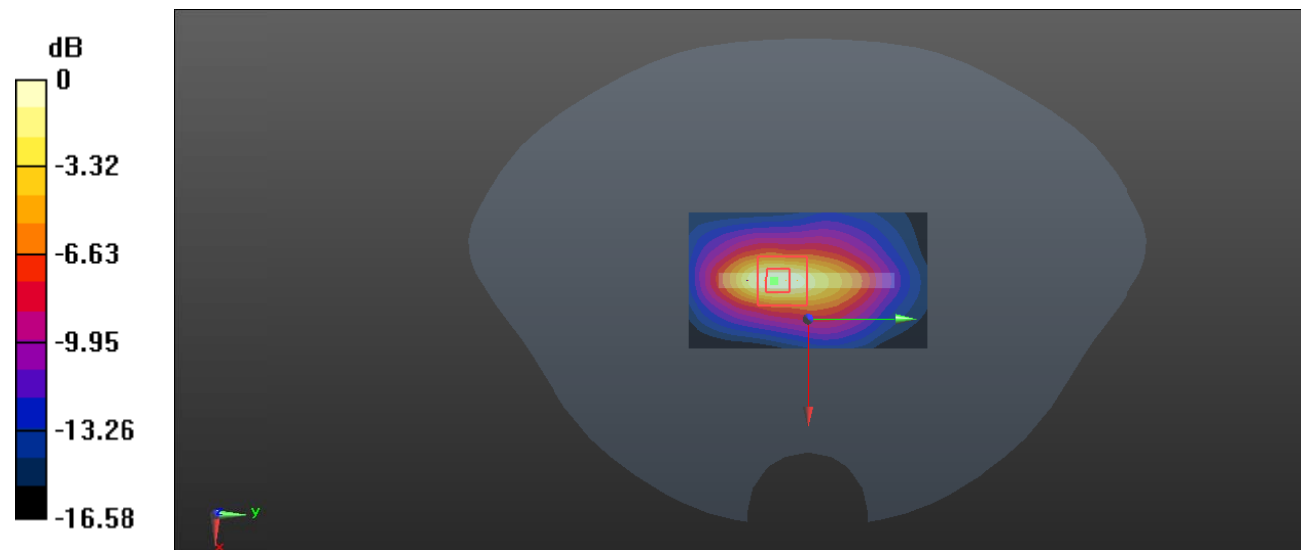
Zoom Scan (5x5x7)/Cube 0: Measurement grid: dx=8mm, dy=8mm, dz=5mm

Reference Value = 16.74 V/m; Power Drift = 0.02 dB

Peak SAR (extrapolated) = 0.925 W/kg

SAR(1 g) = 0.477 W/kg; SAR(10 g) = 0.236 W/kg

Maximum value of SAR (measured) = 0.764 W/kg



0 dB = 0.764 W/kg = -1.17 dBW/kg

Test Plot 64#: LTE Band 2_Body Top_50%RB_Middle**DUT: Mobile phone; Type: BB4; Serial: 19090600121**

Communication System: Generic FDD-LTE; Frequency: 1880 MHz; Duty Cycle: 1:1
 Medium parameters used: $f = 1880$ MHz; $\sigma = 1.397$ S/m; $\epsilon_r = 39.007$; $\rho = 1000$ kg/m³ ;
 Phantom section: Flat Section

DASY5 Configuration:

- Probe: EX3DV4 - SN7441; ConvF(7.97, 7.97, 7.97) @ 1880 MHz; Calibrated: 2018/12/13
- Sensor-Surface: 1.4mm (Mechanical Surface Detection)
- Electronics: DAE3 SN471; Calibrated: 2018/12/3
- Phantom: SAM (30deg probe tilt) with CRP v5.0_20150321; Type: QD000P40CD; Serial: TP:1874
- Measurement SW: DASY52, Version 52.10 (2); SEMCAD X Version 14.6.12 (7470)

Area Scan (41x71x1): Interpolated grid: dx=1.500 mm, dy=1.500 mm

Maximum value of SAR (interpolated) = 0.569 W/kg

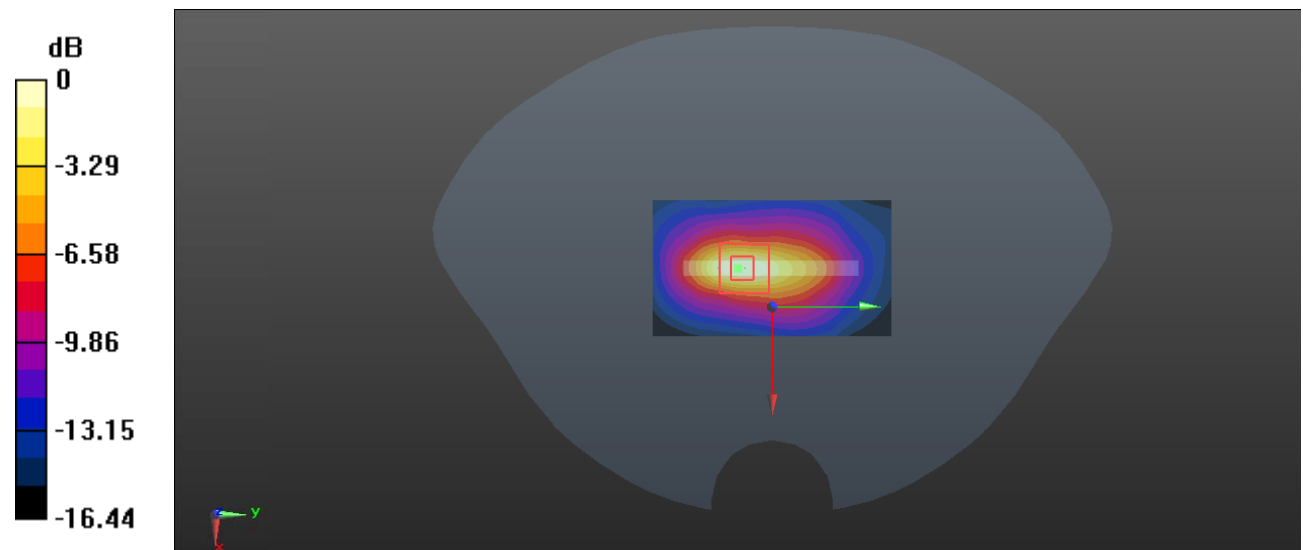
Zoom Scan (5x5x7)/Cube 0: Measurement grid: dx=8mm, dy=8mm, dz=5mm

Reference Value = 14.77 V/m; Power Drift = 0.03 dB

Peak SAR (extrapolated) = 0.720 W/kg

SAR(1 g) = 0.374 W/kg; SAR(10 g) = 0.185 W/kg

Maximum value of SAR (measured) = 0.601 W/kg



0 dB = 0.601 W/kg = -2.21 dBW/kg

Test Plot 65#: LTE Band 4_Head Left Cheek_1RB_Middle**DUT: Mobile phone; Type: BB4; Serial: 19090600121**

Communication System: Generic FDD-LTE; Frequency: 1732.5 MHz; Duty Cycle: 1:1
Medium parameters used: $f = 1732.5$ MHz; $\sigma = 1.342$ S/m; $\epsilon_r = 41.185$; $\rho = 1000$ kg/m³ ;
Phantom section: Left Section

DASY5 Configuration:

- Probe: EX3DV4 - SN7441; ConvF(8.31, 8.31, 8.31) @ 1732.5 MHz; Calibrated: 2018/12/13
- Sensor-Surface: 1.4mm (Mechanical Surface Detection)
- Electronics: DAE3 SN471; Calibrated: 2018/12/3
- Phantom: SAM (30deg probe tilt) with CRP v5.0_20150321; Type: QD000P40CD; Serial: TP:1874
- Measurement SW: DASY52, Version 52.10 (2); SEMCAD X Version 14.6.12 (7470)

Area Scan (71x101x1): Interpolated grid: dx=1.500 mm, dy=1.500 mm

Maximum value of SAR (interpolated) = 0.449 W/kg

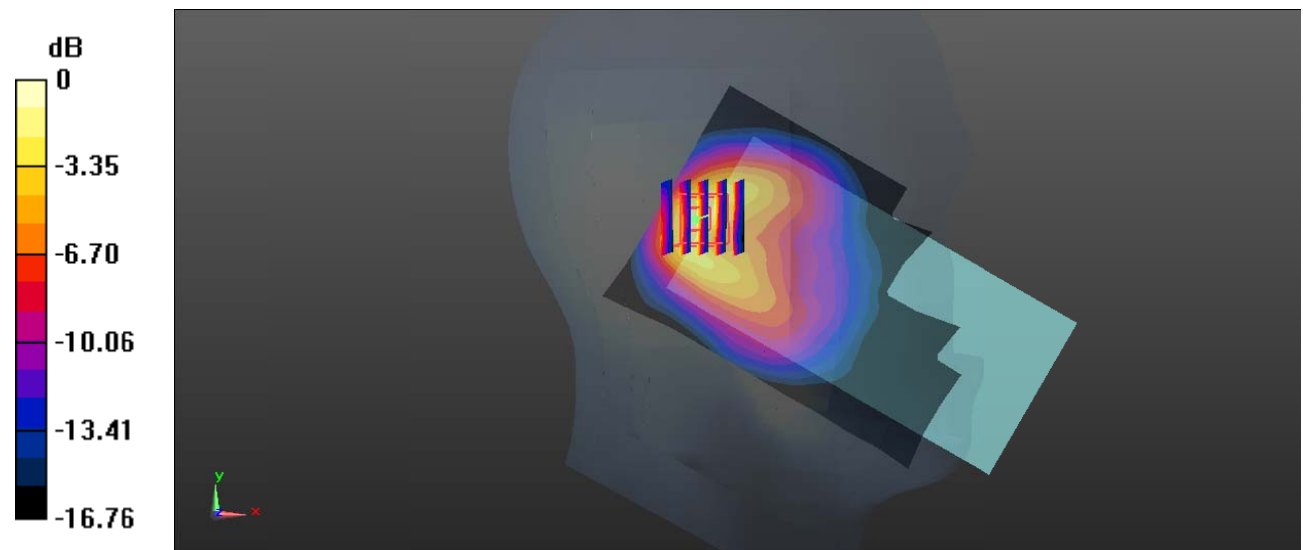
Zoom Scan (5x5x7)/Cube 0: Measurement grid: dx=8mm, dy=8mm, dz=5mm

Reference Value = 14.61 V/m; Power Drift = 0.01 dB

Peak SAR (extrapolated) = 0.565 W/kg

SAR(1 g) = 0.277 W/kg; SAR(10 g) = 0.136 W/kg

Maximum value of SAR (measured) = 0.467 W/kg



0 dB = 0.467 W/kg = -3.31 dBW/kg

Test Plot 66#: LTE Band 4_Head Left Cheek_50%RB_Middle**DUT: Mobile phone; Type: BB4; Serial: 19090600121**

Communication System: Generic FDD-LTE; Frequency: 1732.5 MHz; Duty Cycle: 1:1
 Medium parameters used: $f = 1732.5$ MHz; $\sigma = 1.342$ S/m; $\epsilon_r = 41.185$; $\rho = 1000$ kg/m³ ;
 Phantom section: Left Section

DASY5 Configuration:

- Probe: EX3DV4 - SN7441; ConvF(8.31, 8.31, 8.31) @ 1732.5 MHz; Calibrated: 2018/12/13
- Sensor-Surface: 1.4mm (Mechanical Surface Detection)
- Electronics: DAE3 SN471; Calibrated: 2018/12/3
- Phantom: SAM (30deg probe tilt) with CRP v5.0_20150321; Type: QD000P40CD; Serial: TP:1874
- Measurement SW: DASY52, Version 52.10 (2); SEMCAD X Version 14.6.12 (7470)

Area Scan (71x101x1): Interpolated grid: dx=1.500 mm, dy=1.500 mm

Maximum value of SAR (interpolated) = 0.368 W/kg

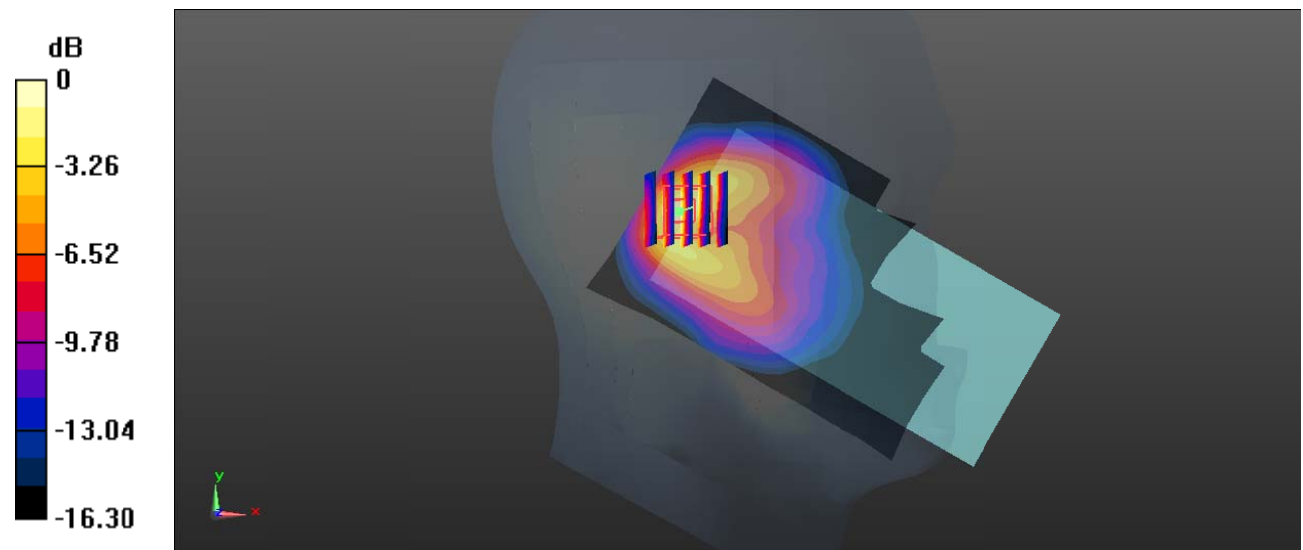
Zoom Scan (5x5x7)/Cube 0: Measurement grid: dx=8mm, dy=8mm, dz=5mm

Reference Value = 13.11 V/m; Power Drift = 0.06 dB

Peak SAR (extrapolated) = 0.456 W/kg

SAR(1 g) = 0.225 W/kg; SAR(10 g) = 0.110 W/kg

Maximum value of SAR (measured) = 0.378 W/kg



0 dB = 0.378 W/kg = -4.23 dBW/kg

Test Plot 67#: LTE Band 4_Head Left Tilt_1RB_Middle**DUT: Mobile phone; Type: BB4; Serial: 19090600121**

Communication System: Generic FDD-LTE; Frequency: 1732.5 MHz; Duty Cycle: 1:1
 Medium parameters used: $f = 1732.5$ MHz; $\sigma = 1.342$ S/m; $\epsilon_r = 41.185$; $\rho = 1000$ kg/m³ ;
 Phantom section: Left Section

DASY5 Configuration:

- Probe: EX3DV4 - SN7441; ConvF(8.31, 8.31, 8.31) @ 1732.5 MHz; Calibrated: 2018/12/13
- Sensor-Surface: 1.4mm (Mechanical Surface Detection)
- Electronics: DAE3 SN471; Calibrated: 2018/12/3
- Phantom: SAM (30deg probe tilt) with CRP v5.0_20150321; Type: QD000P40CD; Serial: TP:1874
- Measurement SW: DASY52, Version 52.10 (2); SEMCAD X Version 14.6.12 (7470)

Area Scan (71x101x1): Interpolated grid: dx=1.500 mm, dy=1.500 mm

Maximum value of SAR (interpolated) = 0.467 W/kg

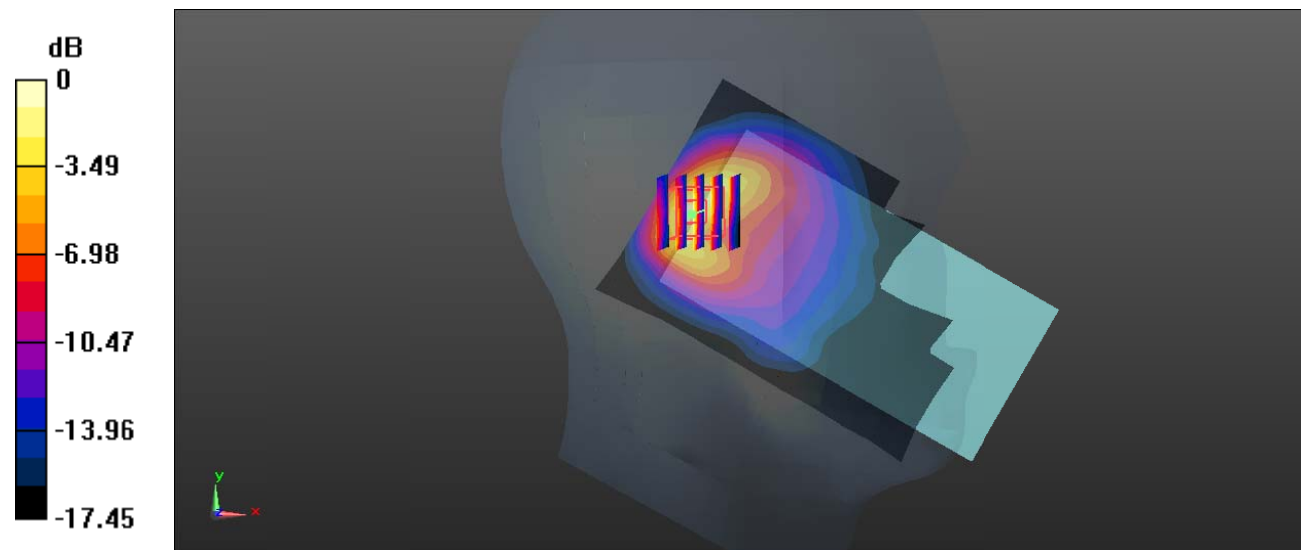
Zoom Scan (5x5x7)/Cube 0: Measurement grid: dx=8mm, dy=8mm, dz=5mm

Reference Value = 16.03 V/m; Power Drift = -0.09 dB

Peak SAR (extrapolated) = 0.643 W/kg

SAR(1 g) = 0.314 W/kg; SAR(10 g) = 0.151 W/kg

Maximum value of SAR (measured) = 0.535 W/kg



0 dB = 0.535 W/kg = -2.72 dBW/kg

Test Plot 68#: LTE Band 4_Head Left Tilt_50%RB_Middle**DUT: Mobile phone; Type: BB4; Serial: 19090600121**

Communication System: Generic FDD-LTE; Frequency: 1732.5 MHz; Duty Cycle: 1:1
 Medium parameters used: $f = 1732.5$ MHz; $\sigma = 1.342$ S/m; $\epsilon_r = 41.185$; $\rho = 1000$ kg/m³ ;
 Phantom section: Left Section

DASY5 Configuration:

- Probe: EX3DV4 - SN7441; ConvF(8.31, 8.31, 8.31) @ 1732.5 MHz; Calibrated: 2018/12/13
- Sensor-Surface: 1.4mm (Mechanical Surface Detection)
- Electronics: DAE3 SN471; Calibrated: 2018/12/3
- Phantom: SAM (30deg probe tilt) with CRP v5.0_20150321; Type: QD000P40CD; Serial: TP:1874
- Measurement SW: DASY52, Version 52.10 (2); SEMCAD X Version 14.6.12 (7470)

Area Scan (71x101x1): Interpolated grid: dx=1.500 mm, dy=1.500 mm

Maximum value of SAR (interpolated) = 0.381 W/kg

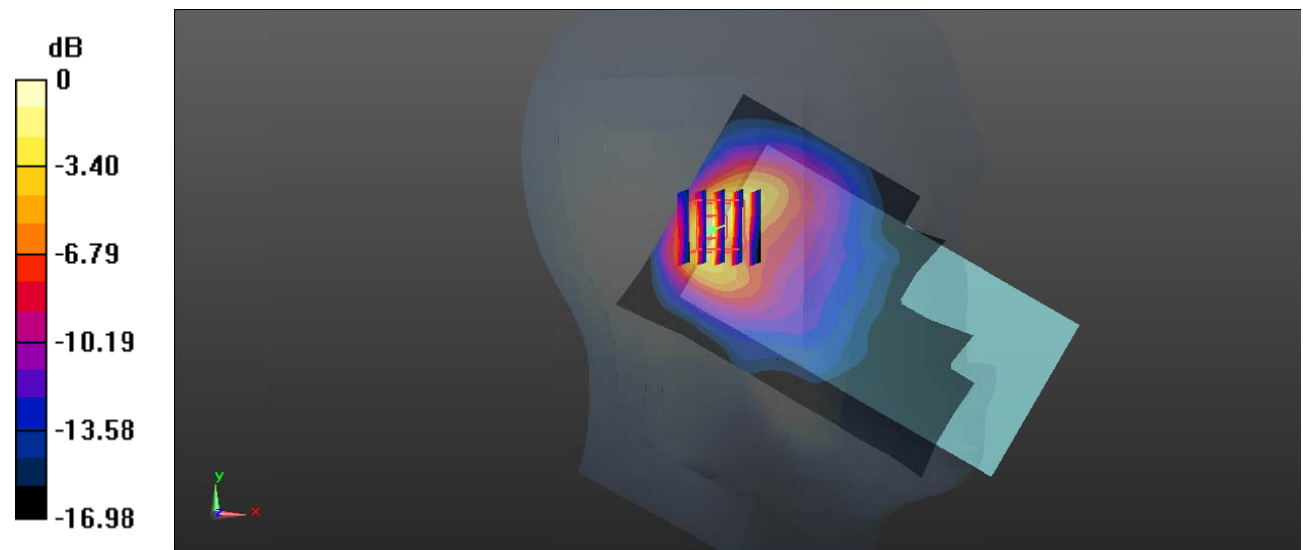
Zoom Scan (5x5x7)/Cube 0: Measurement grid: dx=8mm, dy=8mm, dz=5mm

Reference Value = 13.53 V/m; Power Drift = 0.13 dB

Peak SAR (extrapolated) = 0.525 W/kg

SAR(1 g) = 0.255 W/kg; SAR(10 g) = 0.123 W/kg

Maximum value of SAR (measured) = 0.434 W/kg



0 dB = 0.434 W/kg = -3.63 dBW/kg

Test Plot 69#: LTE Band 4_Head Right Cheek_1RB_Middle**DUT: Mobile phone; Type: BB4; Serial: 19090600121**

Communication System: Generic FDD-LTE; Frequency: 1732.5 MHz; Duty Cycle: 1:1
Medium parameters used: $f = 1732.5$ MHz; $\sigma = 1.342$ S/m; $\epsilon_r = 41.185$; $\rho = 1000$ kg/m³ ;
Phantom section: Right Section

DASY5 Configuration:

- Probe: EX3DV4 - SN7441; ConvF(8.31, 8.31, 8.31) @ 1732.5 MHz; Calibrated: 2018/12/13
- Sensor-Surface: 1.4mm (Mechanical Surface Detection)
- Electronics: DAE3 SN471; Calibrated: 2018/12/3
- Phantom: SAM (30deg probe tilt) with CRP v5.0_20150321; Type: QD000P40CD; Serial: TP:1874
- Measurement SW: DASY52, Version 52.10 (2); SEMCAD X Version 14.6.12 (7470)

Area Scan (71x101x1): Interpolated grid: dx=1.500 mm, dy=1.500 mm

Maximum value of SAR (interpolated) = 0.533 W/kg


Zoom Scan (5x5x7)/Cube 0: Measurement grid: dx=8mm, dy=8mm, dz=5mm

Reference Value = 13.27 V/m; Power Drift = 0.04 dB

Peak SAR (extrapolated) = 0.755 W/kg

SAR(1 g) = 0.349 W/kg; SAR(10 g) = 0.161 W/kg

Maximum value of SAR (measured) = 0.624 W/kg



0 dB = 0.624 W/kg = -2.05 dBW/kg

Test Plot 70#: LTE Band 4_Head Right Cheek_50%RB_Middle**DUT: Mobile phone; Type: BB4; Serial: 19090600121**

Communication System: Generic FDD-LTE; Frequency: 1732.5 MHz; Duty Cycle: 1:1
Medium parameters used: $f = 1732.5$ MHz; $\sigma = 1.342$ S/m; $\epsilon_r = 41.185$; $\rho = 1000$ kg/m³ ;
Phantom section: Right Section

DASY5 Configuration:

- Probe: EX3DV4 - SN7441; ConvF(8.31, 8.31, 8.31) @ 1732.5 MHz; Calibrated: 2018/12/13
- Sensor-Surface: 1.4mm (Mechanical Surface Detection)
- Electronics: DAE3 SN471; Calibrated: 2018/12/3
- Phantom: SAM (30deg probe tilt) with CRP v5.0_20150321; Type: QD000P40CD; Serial: TP:1874
- Measurement SW: DASY52, Version 52.10 (2); SEMCAD X Version 14.6.12 (7470)

Area Scan (71x101x1): Interpolated grid: dx=1.500 mm, dy=1.500 mm

Maximum value of SAR (interpolated) = 0.425 W/kg


Zoom Scan (5x5x7)/Cube 0: Measurement grid: dx=8mm, dy=8mm, dz=5mm

Reference Value = 11.95 V/m; Power Drift = 0.01 dB

Peak SAR (extrapolated) = 0.611 W/kg

SAR(1 g) = 0.282 W/kg; SAR(10 g) = 0.130 W/kg

Maximum value of SAR (measured) = 0.503 W/kg



0 dB = 0.503 W/kg = -2.98 dBW/kg

Test Plot 71#: LTE Band 4_Head Right Tilt_1RB_Middle**DUT: Mobile phone; Type: BB4; Serial: 19090600121**

Communication System: Generic FDD-LTE; Frequency: 1732.5 MHz; Duty Cycle: 1:1
 Medium parameters used: $f = 1732.5$ MHz; $\sigma = 1.342$ S/m; $\epsilon_r = 41.185$; $\rho = 1000$ kg/m³ ;
 Phantom section: Right Section

DASY5 Configuration:

- Probe: EX3DV4 - SN7441; ConvF(8.31, 8.31, 8.31) @ 1732.5 MHz; Calibrated: 2018/12/13
- Sensor-Surface: 1.4mm (Mechanical Surface Detection)
- Electronics: DAE3 SN471; Calibrated: 2018/12/3
- Phantom: SAM (30deg probe tilt) with CRP v5.0_20150321; Type: QD000P40CD; Serial: TP:1874
- Measurement SW: DASY52, Version 52.10 (2); SEMCAD X Version 14.6.12 (7470)

Area Scan (71x101x1): Interpolated grid: dx=1.500 mm, dy=1.500 mm

Maximum value of SAR (interpolated) = 0.685 W/kg


Zoom Scan (5x5x7)/Cube 0: Measurement grid: dx=8mm, dy=8mm, dz=5mm

Reference Value = 16.46 V/m; Power Drift = 0.11 dB

Peak SAR (extrapolated) = 1.11 W/kg

SAR(1 g) = 0.490 W/kg; SAR(10 g) = 0.214 W/kg

Maximum value of SAR (measured) = 0.915 W/kg



0 dB = 0.915 W/kg = -0.39 dBW/kg

Test Plot 72#: LTE Band 4_Head Right Tilt_50%RB_Middle**DUT: Mobile phone; Type: BB4; Serial: 19090600121**

Communication System: Generic FDD-LTE; Frequency: 1732.5 MHz; Duty Cycle: 1:1
Medium parameters used: $f = 1732.5$ MHz; $\sigma = 1.342$ S/m; $\epsilon_r = 41.185$; $\rho = 1000$ kg/m³ ;
Phantom section: Right Section

DASY5 Configuration:

- Probe: EX3DV4 - SN7441; ConvF(8.31, 8.31, 8.31) @ 1732.5 MHz; Calibrated: 2018/12/13
- Sensor-Surface: 1.4mm (Mechanical Surface Detection)
- Electronics: DAE3 SN471; Calibrated: 2018/12/3
- Phantom: SAM (30deg probe tilt) with CRP v5.0_20150321; Type: QD000P40CD; Serial: TP:1874
- Measurement SW: DASY52, Version 52.10 (2); SEMCAD X Version 14.6.12 (7470)

Area Scan (71x101x1): Interpolated grid: dx=1.500 mm, dy=1.500 mm

Maximum value of SAR (interpolated) = 0.553 W/kg


Zoom Scan (5x5x7)/Cube 0: Measurement grid: dx=8mm, dy=8mm, dz=5mm

Reference Value = 14.83 V/m; Power Drift = -0.06 dB

Peak SAR (extrapolated) = 0.907 W/kg

SAR(1 g) = 0.398 W/kg; SAR(10 g) = 0.174 W/kg

Maximum value of SAR (measured) = 0.745 W/kg



0 dB = 0.745 W/kg = -1.28 dBW/kg

Test Plot 73#: LTE Band 4_Body Back_1RB_Middle**DUT: Mobile phone; Type: BB4; Serial: 19090600121**

Communication System: Generic FDD-LTE; Frequency: 1732.5 MHz; Duty Cycle: 1:1
 Medium parameters used: $f = 1732.5$ MHz; $\sigma = 1.342$ S/m; $\epsilon_r = 41.185$; $\rho = 1000$ kg/m³ ;
 Phantom section: Flat Section

DASY5 Configuration:

- Probe: EX3DV4 - SN7441; ConvF(8.31, 8.31, 8.31) @ 1732.5 MHz; Calibrated: 2018/12/13
- Sensor-Surface: 1.4mm (Mechanical Surface Detection)
- Electronics: DAE3 SN471; Calibrated: 2018/12/3
- Phantom: SAM (30deg probe tilt) with CRP v5.0_20150321; Type: QD000P40CD; Serial: TP:1874
- Measurement SW: DASY52, Version 52.10 (2); SEMCAD X Version 14.6.12 (7470)

Area Scan (71x131x1): Interpolated grid: dx=1.500 mm, dy=1.500 mm

Maximum value of SAR (interpolated) = 0.230 W/kg

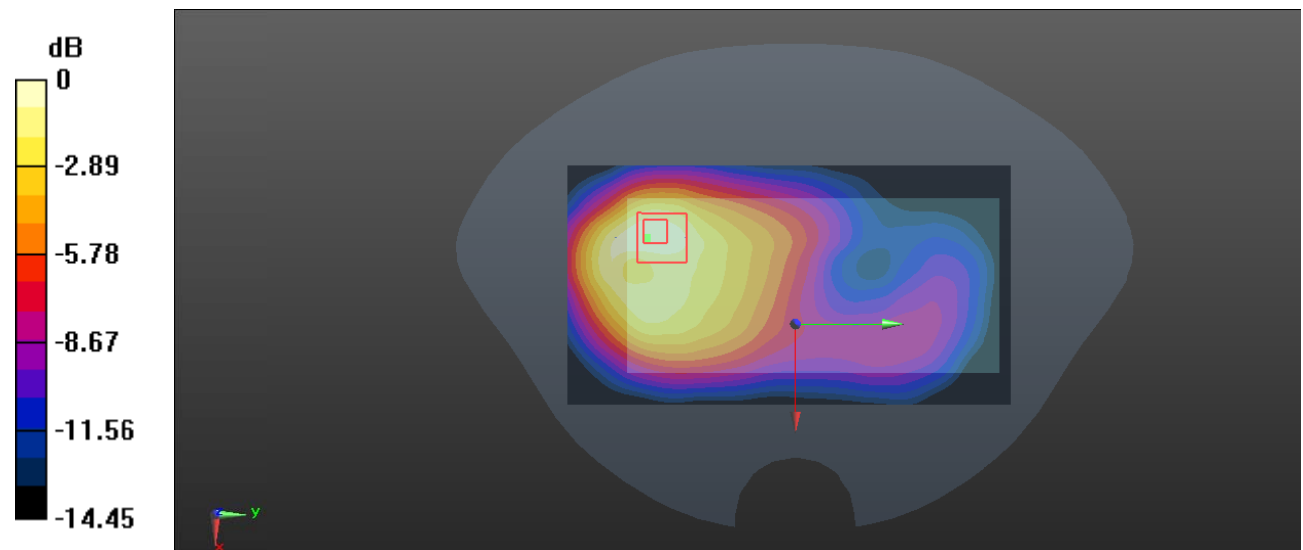
Zoom Scan (5x6x7)/Cube 0: Measurement grid: dx=8mm, dy=8mm, dz=5mm

Reference Value = 5.182 V/m; Power Drift = 0.17 dB

Peak SAR (extrapolated) = 0.290 W/kg

SAR(1 g) = 0.147 W/kg; SAR(10 g) = 0.082 W/kg

Maximum value of SAR (measured) = 0.226 W/kg



0 dB = 0.226 W/kg = -6.46 dBW/kg

Test Plot 74#: LTE Band 4_Body Back_50%RB_Middle**DUT: Mobile phone; Type: BB4; Serial: 19090600121**

Communication System: Generic FDD-LTE; Frequency: 1732.5 MHz; Duty Cycle: 1:1
 Medium parameters used: $f = 1732.5$ MHz; $\sigma = 1.342$ S/m; $\epsilon_r = 41.185$; $\rho = 1000$ kg/m³ ;
 Phantom section: Flat Section

DASY5 Configuration:

- Probe: EX3DV4 - SN7441; ConvF(8.31, 8.31, 8.31) @ 1732.5 MHz; Calibrated: 2018/12/13
- Sensor-Surface: 1.4mm (Mechanical Surface Detection)
- Electronics: DAE3 SN471; Calibrated: 2018/12/3
- Phantom: SAM (30deg probe tilt) with CRP v5.0_20150321; Type: QD000P40CD; Serial: TP:1874
- Measurement SW: DASY52, Version 52.10 (2); SEMCAD X Version 14.6.12 (7470)

Area Scan (71x131x1): Interpolated grid: dx=1.500 mm, dy=1.500 mm

Maximum value of SAR (interpolated) = 0.184 W/kg

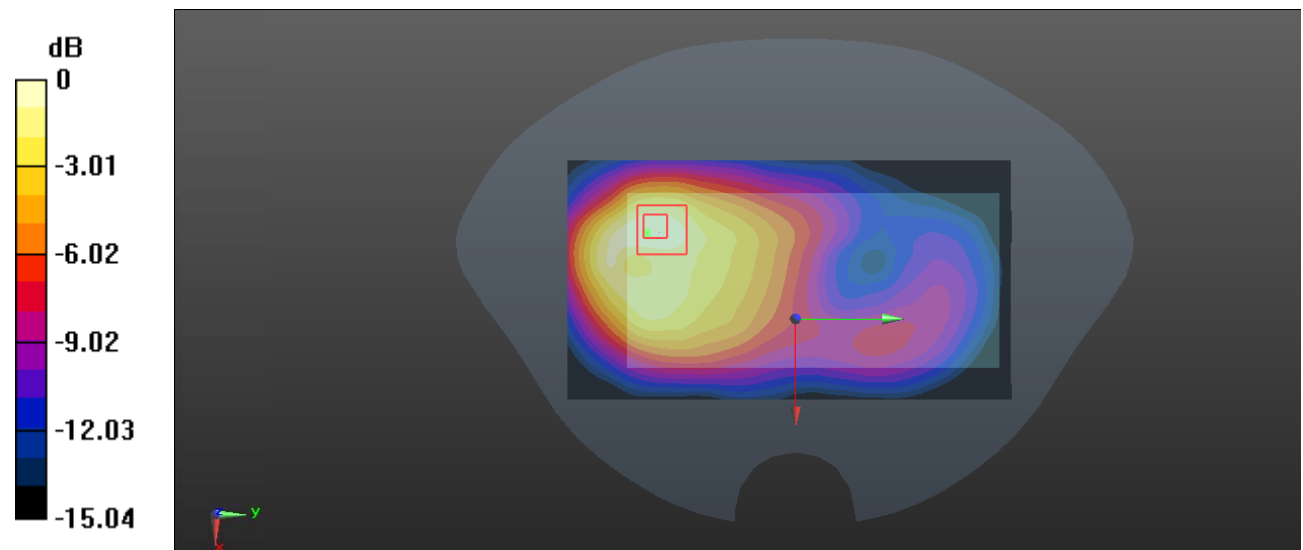
Zoom Scan (5x6x7)/Cube 0: Measurement grid: dx=8mm, dy=8mm, dz=5mm

Reference Value = 4.661 V/m; Power Drift = 0.16 dB

Peak SAR (extrapolated) = 0.230 W/kg

SAR(1 g) = 0.118 W/kg; SAR(10 g) = 0.066 W/kg

Maximum value of SAR (measured) = 0.182 W/kg



0 dB = 0.182 W/kg = -7.40 dBW/kg

Test Plot 75#: LTE Band 4_Body Front_1RB_Middle**DUT: Mobile Phone; Type: BB4; Serial: 19090600121**

Communication System: Generic FDD-LTE; Frequency: 1732.5 MHz; Duty Cycle: 1:1

Medium parameters used: $f = 1732.5$ MHz; $\sigma = 1.344$ S/m; $\epsilon_r = 41.207$; $\rho = 1000$ kg/m³

Phantom section: Flat Section

DASY5 Configuration:

- Probe: EX3DV4 - SN7441; ConvF(8.31, 8.31, 8.31) @ 1732.5 MHz; Calibrated: 2018/12/13
- Sensor-Surface: 1.4mm (Mechanical Surface Detection)
- Electronics: DAE3 Sn471; Calibrated: 2018/12/3
- Phantom: SAM (30deg probe tilt) with CRP v5.0_20150321; Type: QD000P40CD; Serial: TP:1874
- Measurement SW: DASY52, Version 52.10 (2); SEMCAD X Version 14.6.12 (7470)

Area Scan (71x131x1): Interpolated grid: dx=1.500 mm, dy=1.500 mm

Maximum value of SAR (interpolated) = 0.116 W/kg

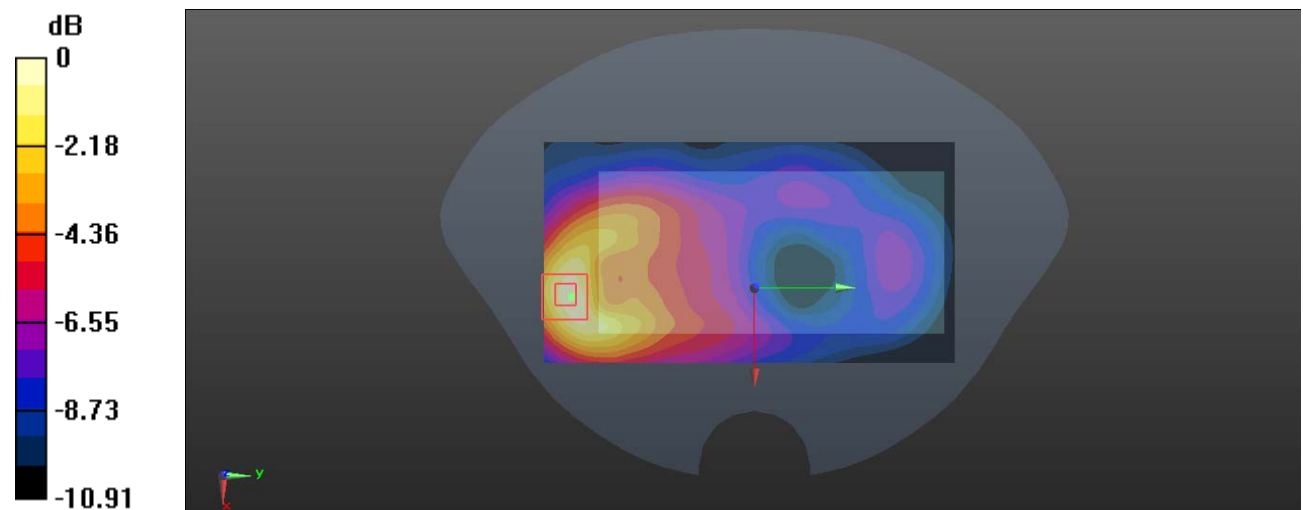
Zoom Scan (5x6x7)/Cube 0: Measurement grid: dx=8mm, dy=8mm, dz=5mm

Reference Value = 3.432 V/m; Power Drift = 0.05 dB

Peak SAR (extrapolated) = 0.151 W/kg

SAR(1 g) = 0.087 W/kg; SAR(10 g) = 0.050 W/kg

Maximum value of SAR (measured) = 0.123 W/kg



0 dB = 0.123 W/kg = -9.10 dBW/kg

Test Plot 76#: LTE Band 4_Body Front_50%RB_Middle**DUT: Mobile Phone; Type: BB4; Serial: 19090600121**

Communication System: Generic FDD-LTE; Frequency: 1732.5 MHz; Duty Cycle: 1:1

Medium parameters used: $f = 1732.5$ MHz; $\sigma = 1.344$ S/m; $\epsilon_r = 41.207$; $\rho = 1000$ kg/m³

Phantom section: Flat Section

DASY5 Configuration:

- Probe: EX3DV4 - SN7441; ConvF(8.31, 8.31, 8.31) @ 1732.5 MHz; Calibrated: 2018/12/13
- Sensor-Surface: 1.4mm (Mechanical Surface Detection)
- Electronics: DAE3 Sn471; Calibrated: 2018/12/3
- Phantom: SAM (30deg probe tilt) with CRP v5.0_20150321; Type: QD000P40CD; Serial: TP:1874
- Measurement SW: DASY52, Version 52.10 (2); SEMCAD X Version 14.6.12 (7470)

Area Scan (71x131x1): Interpolated grid: dx=1.500 mm, dy=1.500 mm

Maximum value of SAR (interpolated) = 0.0955 W/kg

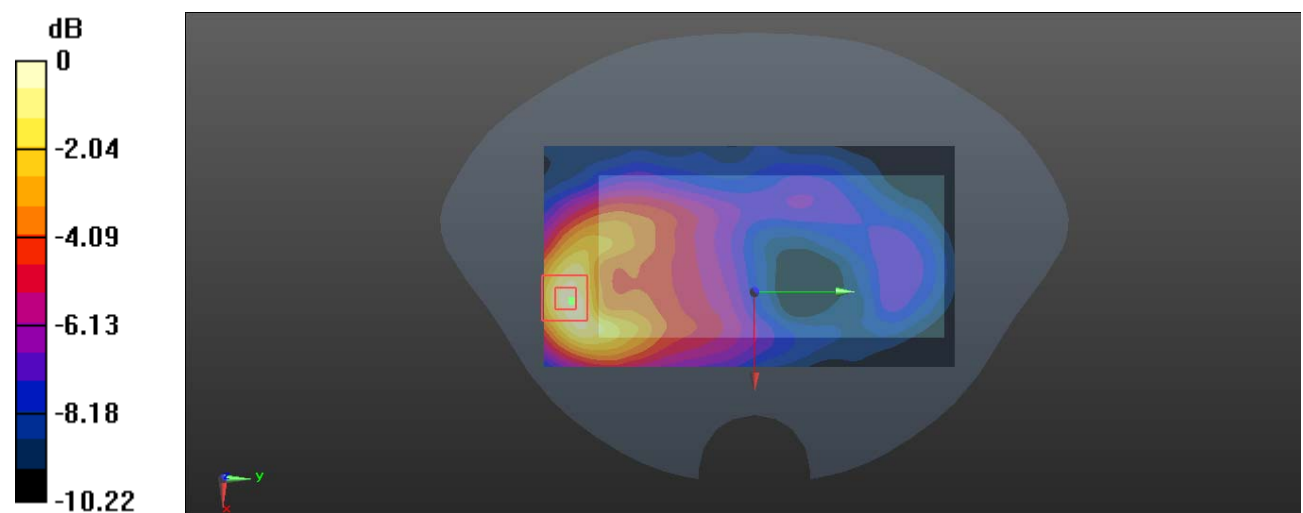
Zoom Scan (5x6x7)/Cube 0: Measurement grid: dx=8mm, dy=8mm, dz=5mm

Reference Value = 3.367 V/m; Power Drift = 0.12 dB

Peak SAR (extrapolated) = 0.126 W/kg

SAR(1 g) = 0.073 W/kg; SAR(10 g) = 0.043 W/kg

Maximum value of SAR (measured) = 0.102 W/kg



0 dB = 0.102 W/kg = -9.91 dBW/kg

Test Plot 77#: LTE Band 4_Body Left_1RB_Middle**DUT: Mobile phone; Type: BB4; Serial: 19090600121**

Communication System: Generic FDD-LTE; Frequency: 1732.5 MHz; Duty Cycle: 1:1
 Medium parameters used: $f = 1732.5$ MHz; $\sigma = 1.342$ S/m; $\epsilon_r = 41.185$; $\rho = 1000$ kg/m³ ;
 Phantom section: Flat Section

DASY5 Configuration:

- Probe: EX3DV4 - SN7441; ConvF(8.31, 8.31, 8.31) @ 1732.5 MHz; Calibrated: 2018/12/13
- Sensor-Surface: 1.4mm (Mechanical Surface Detection)
- Electronics: DAE3 SN471; Calibrated: 2018/12/3
- Phantom: SAM (30deg probe tilt) with CRP v5.0_20150321; Type: QD000P40CD; Serial: TP:1874
- Measurement SW: DASY52, Version 52.10 (2); SEMCAD X Version 14.6.12 (7470)

Area Scan (51x131x1): Interpolated grid: dx=1.500 mm, dy=1.500 mm

Maximum value of SAR (interpolated) = 0.0586 W/kg

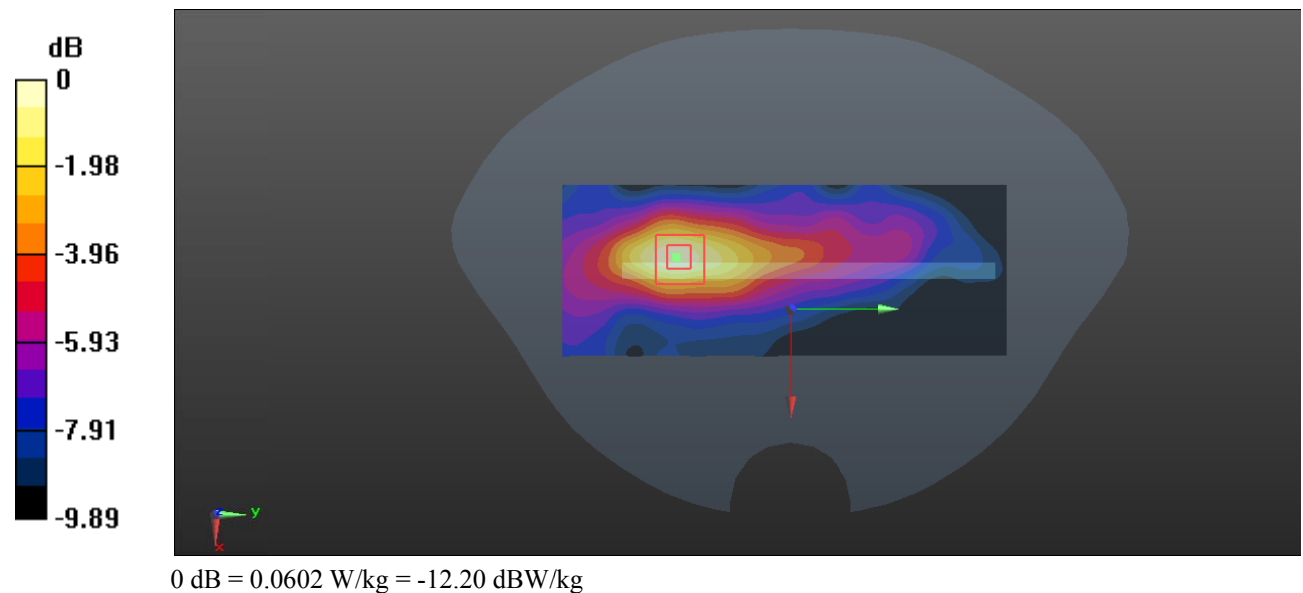
Zoom Scan (5x6x7)/Cube 0: Measurement grid: dx=8mm, dy=8mm, dz=5mm

Reference Value = 3.634 V/m; Power Drift = 0.13 dB

Peak SAR (extrapolated) = 0.0710 W/kg

SAR(1 g) = 0.041 W/kg; SAR(10 g) = 0.026 W/kg

Maximum value of SAR (measured) = 0.0602 W/kg



Test Plot 78#: LTE Band 4_Body Left_50%RB_Middle**DUT: Mobile phone; Type: BB4; Serial: 19090600121**

Communication System: Generic FDD-LTE; Frequency: 1732.5 MHz; Duty Cycle: 1:1
 Medium parameters used: $f = 1732.5$ MHz; $\sigma = 1.342$ S/m; $\epsilon_r = 41.185$; $\rho = 1000$ kg/m³ ;
 Phantom section: Flat Section

DASY5 Configuration:

- Probe: EX3DV4 - SN7441; ConvF(8.31, 8.31, 8.31) @ 1732.5 MHz; Calibrated: 2018/12/13
- Sensor-Surface: 1.4mm (Mechanical Surface Detection)
- Electronics: DAE3 SN471; Calibrated: 2018/12/3
- Phantom: SAM (30deg probe tilt) with CRP v5.0_20150321; Type: QD000P40CD; Serial: TP:1874
- Measurement SW: DASY52, Version 52.10 (2); SEMCAD X Version 14.6.12 (7470)

Area Scan (51x131x1): Interpolated grid: dx=1.500 mm, dy=1.500 mm

Maximum value of SAR (interpolated) = 0.0483 W/kg

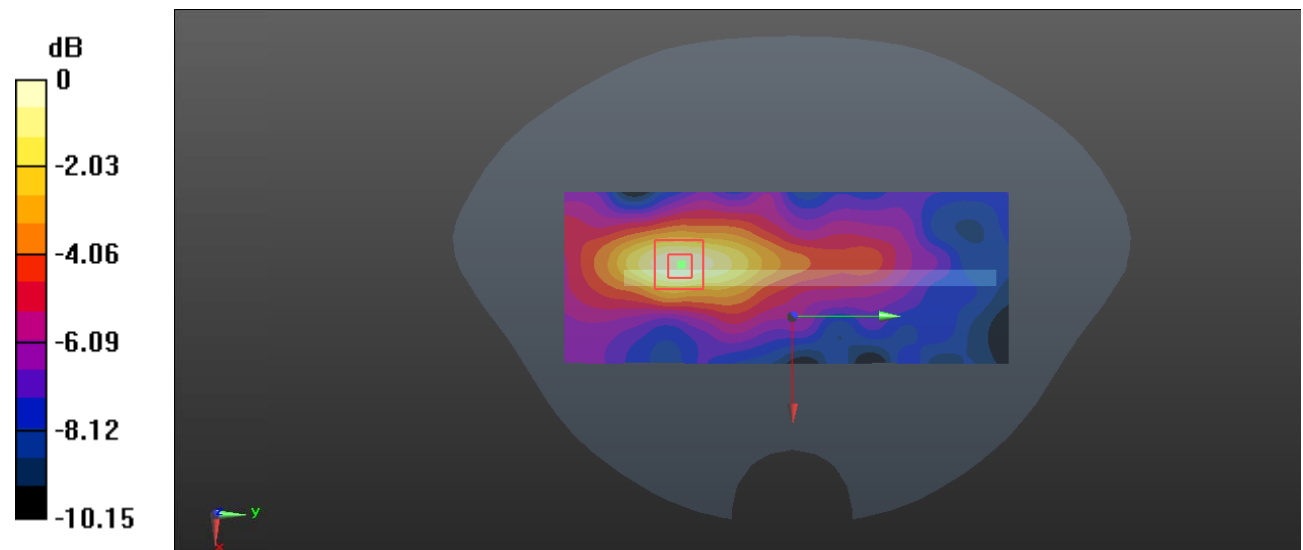
Zoom Scan (5x6x7)/Cube 0: Measurement grid: dx=8mm, dy=8mm, dz=5mm

Reference Value = 3.541 V/m; Power Drift = 0.19 dB

Peak SAR (extrapolated) = 0.0580 W/kg

SAR(1 g) = 0.034 W/kg; SAR(10 g) = 0.022 W/kg

Maximum value of SAR (measured) = 0.0484 W/kg



0 dB = 0.0484 W/kg = -13.15 dBW/kg

Test Plot 79#: LTE Band 4_Body Top_1RB_Middle**DUT: Mobile phone; Type: BB4; Serial: 19090600121**

Communication System: Generic FDD-LTE; Frequency: 1732.5 MHz; Duty Cycle: 1:1
Medium parameters used: $f = 1732.5$ MHz; $\sigma = 1.342$ S/m; $\epsilon_r = 41.185$; $\rho = 1000$ kg/m³ ;
Phantom section: Flat Section

DASY5 Configuration:

- Probe: EX3DV4 - SN7441; ConvF(8.31, 8.31, 8.31) @ 1732.5 MHz; Calibrated: 2018/12/13
- Sensor-Surface: 1.4mm (Mechanical Surface Detection)
- Electronics: DAE3 SN471; Calibrated: 2018/12/3
- Phantom: SAM (30deg probe tilt) with CRP v5.0_20150321; Type: QD000P40CD; Serial: TP:1874
- Measurement SW: DASY52, Version 52.10 (2); SEMCAD X Version 14.6.12 (7470)

Area Scan (41x71x1): Interpolated grid: dx=1.500 mm, dy=1.500 mm

Maximum value of SAR (interpolated) = 0.352 W/kg

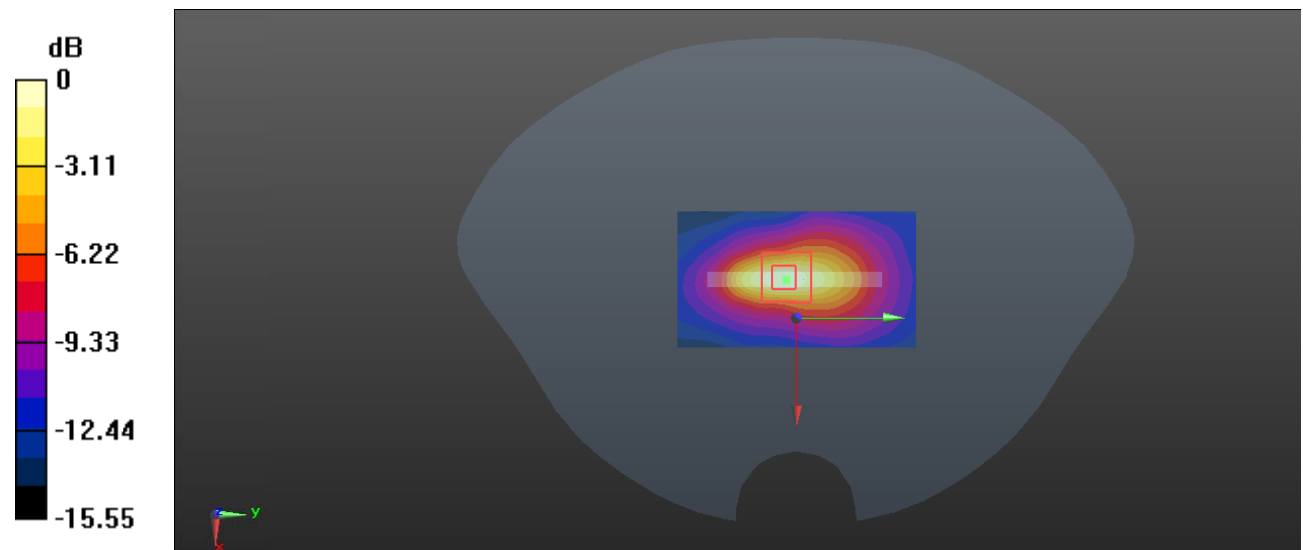
Zoom Scan (5x5x7)/Cube 0: Measurement grid: dx=8mm, dy=8mm, dz=5mm

Reference Value = 12.81 V/m; Power Drift = -0.05 dB

Peak SAR (extrapolated) = 0.415 W/kg

SAR(1 g) = 0.206 W/kg; SAR(10 g) = 0.102 W/kg

Maximum value of SAR (measured) = 0.341 W/kg



0 dB = 0.341 W/kg = -4.67 dBW/kg

Test Plot 80#: LTE Band 4_Body Top_50%RB_Middle**DUT: Mobile phone; Type: BB4; Serial: 19090600121**

Communication System: Generic FDD-LTE; Frequency: 1732.5 MHz; Duty Cycle: 1:1
 Medium parameters used: $f = 1732.5$ MHz; $\sigma = 1.342$ S/m; $\epsilon_r = 41.185$; $\rho = 1000$ kg/m³ ;
 Phantom section: Flat Section

DASY5 Configuration:

- Probe: EX3DV4 - SN7441; ConvF(8.31, 8.31, 8.31) @ 1732.5 MHz; Calibrated: 2018/12/13
- Sensor-Surface: 1.4mm (Mechanical Surface Detection)
- Electronics: DAE3 SN471; Calibrated: 2018/12/3
- Phantom: SAM (30deg probe tilt) with CRP v5.0_20150321; Type: QD000P40CD; Serial: TP:1874
- Measurement SW: DASY52, Version 52.10 (2); SEMCAD X Version 14.6.12 (7470)

Area Scan (41x71x1): Interpolated grid: dx=1.500 mm, dy=1.500 mm

Maximum value of SAR (interpolated) = 0.285 W/kg

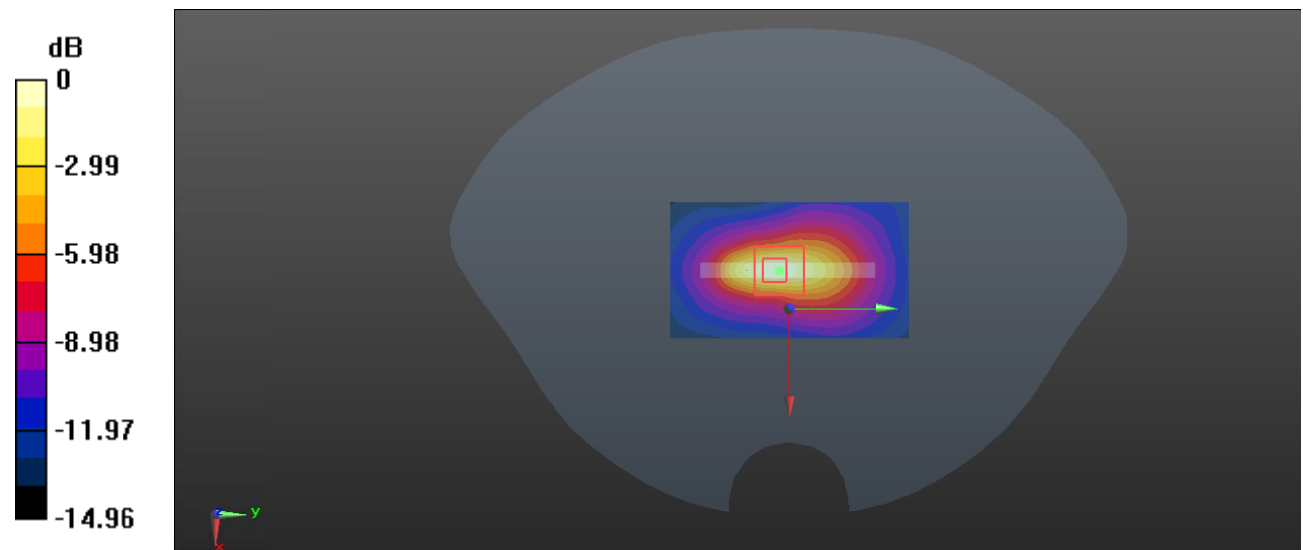
Zoom Scan (5x5x7)/Cube 0: Measurement grid: dx=8mm, dy=8mm, dz=5mm

Reference Value = 11.44 V/m; Power Drift = 0.01 dB

Peak SAR (extrapolated) = 0.336 W/kg

SAR(1 g) = 0.168 W/kg; SAR(10 g) = 0.084 W/kg

Maximum value of SAR (measured) = 0.275 W/kg



0 dB = 0.275 W/kg = -5.61 dBW/kg

Test Plot 81#: LTE Band 5_Head Left Cheek_1RB_Middle**DUT: Mobile phone; Type: BB4; Serial: 19090600121**

Communication System: Generic FDD-LTE; Frequency: 836.5 MHz; Duty Cycle: 1:1
 Medium parameters used: $f = 836.5$ MHz; $\sigma = 0.898$ S/m; $\epsilon_r = 40.902$; $\rho = 1000$ kg/m³ ;
 Phantom section: Left Section

DASY5 Configuration:

- Probe: EX3DV4 - SN7441; ConvF(10.05, 10.05, 10.05) @ 836.5 MHz; Calibrated: 2018/12/13
- Sensor-Surface: 1.4mm (Mechanical Surface Detection)
- Electronics: DAE3 SN471; Calibrated: 2018/12/3
- Phantom: SAM (30deg probe tilt) with CRP v5.0_20150321; Type: QD000P40CD; Serial: TP:1874
- Measurement SW: DASY52, Version 52.10 (2); SEMCAD X Version 14.6.12 (7470)

Area Scan (71x101x1): Interpolated grid: dx=1.500 mm, dy=1.500 mm

Maximum value of SAR (interpolated) = 0.497 W/kg

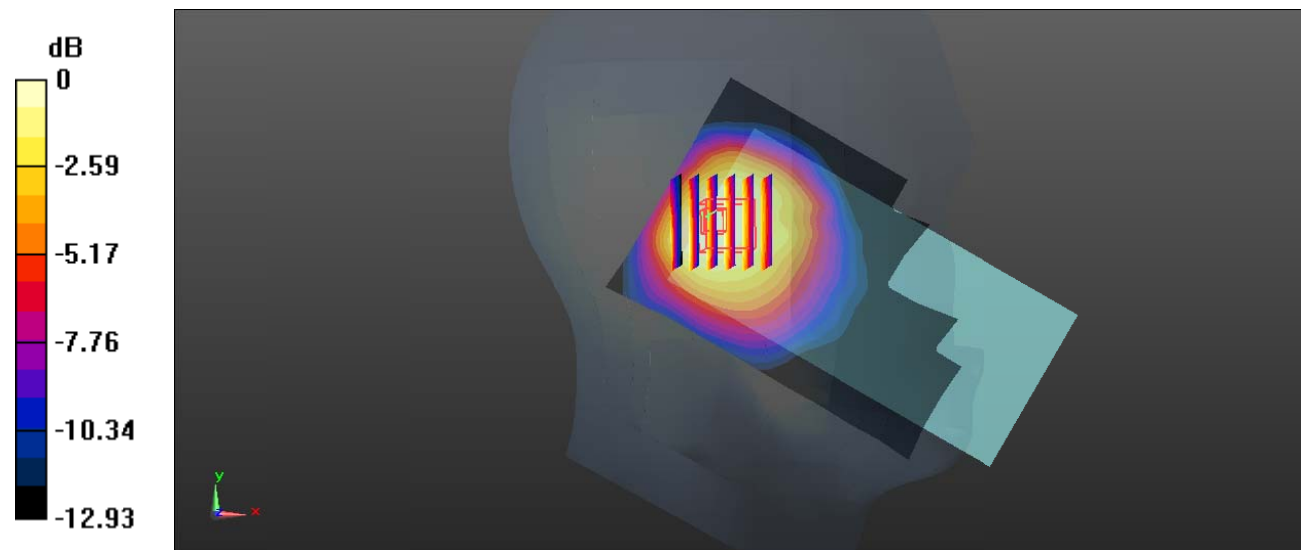
Zoom Scan (6x6x7)/Cube 0: Measurement grid: dx=8mm, dy=8mm, dz=5mm

Reference Value = 19.06 V/m; Power Drift = -0.05 dB

Peak SAR (extrapolated) = 0.543 W/kg

SAR(1 g) = 0.318 W/kg; SAR(10 g) = 0.219 W/kg

Maximum value of SAR (measured) = 0.441 W/kg



0 dB = 0.441 W/kg = -3.56 dBW/kg

Test Plot 82#: LTE Band 5_Head Left Cheek_50%RB_Middle**DUT: Mobile phone; Type: BB4; Serial: 19090600121**

Communication System: Generic FDD-LTE; Frequency: 836.5 MHz; Duty Cycle: 1:1
 Medium parameters used: $f = 836.5$ MHz; $\sigma = 0.898$ S/m; $\epsilon_r = 40.902$; $\rho = 1000$ kg/m³ ;
 Phantom section: Left Section

DASY5 Configuration:

- Probe: EX3DV4 - SN7441; ConvF(10.05, 10.05, 10.05) @ 836.5 MHz; Calibrated: 2018/12/13
- Sensor-Surface: 1.4mm (Mechanical Surface Detection)
- Electronics: DAE3 SN471; Calibrated: 2018/12/3
- Phantom: SAM (30deg probe tilt) with CRP v5.0_20150321; Type: QD000P40CD; Serial: TP:1874
- Measurement SW: DASY52, Version 52.10 (2); SEMCAD X Version 14.6.12 (7470)

Area Scan (71x101x1): Interpolated grid: dx=1.500 mm, dy=1.500 mm

Maximum value of SAR (interpolated) = 0.393 W/kg


Zoom Scan (6x6x7)/Cube 0: Measurement grid: dx=8mm, dy=8mm, dz=5mm

Reference Value = 17.04 V/m; Power Drift = -0.05 dB

Peak SAR (extrapolated) = 0.438 W/kg

SAR(1 g) = 0.255 W/kg; SAR(10 g) = 0.175 W/kg

Maximum value of SAR (measured) = 0.354 W/kg



0 dB = 0.354 W/kg = -4.51 dBW/kg

Test Plot 83#: LTE Band 5_Head Left Tilt_1RB_Middle**DUT: Mobile phone; Type: BB4; Serial: 19090600121**

Communication System: Generic FDD-LTE; Frequency: 836.5 MHz; Duty Cycle: 1:1
 Medium parameters used: $f = 836.5$ MHz; $\sigma = 0.898$ S/m; $\epsilon_r = 40.902$; $\rho = 1000$ kg/m³ ;
 Phantom section: Left Section

DASY5 Configuration:

- Probe: EX3DV4 - SN7441; ConvF(10.05, 10.05, 10.05) @ 836.5 MHz; Calibrated: 2018/12/13
- Sensor-Surface: 1.4mm (Mechanical Surface Detection)
- Electronics: DAE3 SN471; Calibrated: 2018/12/3
- Phantom: SAM (30deg probe tilt) with CRP v5.0_20150321; Type: QD000P40CD; Serial: TP:1874
- Measurement SW: DASY52, Version 52.10 (2); SEMCAD X Version 14.6.12 (7470)

Area Scan (71x101x1): Interpolated grid: dx=1.500 mm, dy=1.500 mm

Maximum value of SAR (interpolated) = 0.456 W/kg


Zoom Scan (6x6x7)/Cube 0: Measurement grid: dx=8mm, dy=8mm, dz=5mm

Reference Value = 18.59 V/m; Power Drift = -0.07 dB

Peak SAR (extrapolated) = 0.465 W/kg

SAR(1 g) = 0.276 W/kg; SAR(10 g) = 0.193 W/kg

Maximum value of SAR (measured) = 0.384 W/kg



0 dB = 0.384 W/kg = -4.16 dBW/kg

Test Plot 84#: LTE Band 5_Head Left Tilt_50%RB_Middle**DUT: Mobile phone; Type: BB4; Serial: 19090600121**

Communication System: Generic FDD-LTE; Frequency: 836.5 MHz; Duty Cycle: 1:1
 Medium parameters used: $f = 836.5$ MHz; $\sigma = 0.898$ S/m; $\epsilon_r = 40.902$; $\rho = 1000$ kg/m³ ;
 Phantom section: Left Section

DASY5 Configuration:

- Probe: EX3DV4 - SN7441; ConvF(10.05, 10.05, 10.05) @ 836.5 MHz; Calibrated: 2018/12/13
- Sensor-Surface: 1.4mm (Mechanical Surface Detection)
- Electronics: DAE3 SN471; Calibrated: 2018/12/3
- Phantom: SAM (30deg probe tilt) with CRP v5.0_20150321; Type: QD000P40CD; Serial: TP:1874
- Measurement SW: DASY52, Version 52.10 (2); SEMCAD X Version 14.6.12 (7470)

Area Scan (71x101x1): Interpolated grid: dx=1.500 mm, dy=1.500 mm

Maximum value of SAR (interpolated) = 0.345 W/kg


Zoom Scan (6x6x7)/Cube 0: Measurement grid: dx=8mm, dy=8mm, dz=5mm

Reference Value = 15.58 V/m; Power Drift = 0.03 dB

Peak SAR (extrapolated) = 0.363 W/kg

SAR(1 g) = 0.214 W/kg; SAR(10 g) = 0.150 W/kg

Maximum value of SAR (measured) = 0.301 W/kg



0 dB = 0.301 W/kg = -5.21 dBW/kg

Test Plot 85#: LTE Band 5_Head Right Cheek_1RB_Middle**DUT: Mobile phone; Type: BB4; Serial: 19090600121**

Communication System: Generic FDD-LTE; Frequency: 836.5 MHz; Duty Cycle: 1:1
 Medium parameters used: $f = 836.5$ MHz; $\sigma = 0.898$ S/m; $\epsilon_r = 40.902$; $\rho = 1000$ kg/m³ ;
 Phantom section: Right Section

DASY5 Configuration:

- Probe: EX3DV4 - SN7441; ConvF(10.05, 10.05, 10.05) @ 836.5 MHz; Calibrated: 2018/12/13
- Sensor-Surface: 1.4mm (Mechanical Surface Detection)
- Electronics: DAE3 SN471; Calibrated: 2018/12/3
- Phantom: SAM (30deg probe tilt) with CRP v5.0_20150321; Type: QD000P40CD; Serial: TP:1874
- Measurement SW: DASY52, Version 52.10 (2); SEMCAD X Version 14.6.12 (7470)

Area Scan (71x101x1): Interpolated grid: dx=1.500 mm, dy=1.500 mm

Maximum value of SAR (interpolated) = 0.960 W/kg

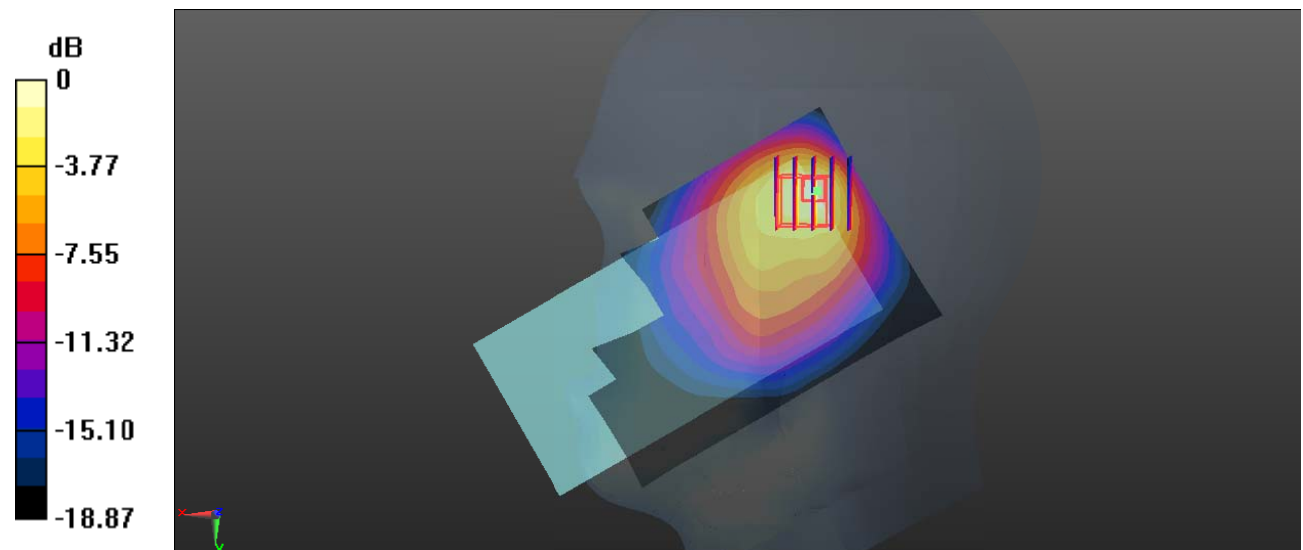
Zoom Scan (5x5x7)/Cube 0: Measurement grid: dx=8mm, dy=8mm, dz=5mm

Reference Value = 17.89 V/m; Power Drift = 0.16 dB

Peak SAR (extrapolated) = 1.35 W/kg

SAR(1 g) = 0.529 W/kg; SAR(10 g) = 0.284 W/kg

Maximum value of SAR (measured) = 0.959 W/kg



0 dB = 0.959 W/kg = -0.18 dBW/kg

Test Plot 86#: LTE Band 5_Head Right Cheek_50%RB_Middle**DUT: Mobile phone; Type: BB4; Serial: 19090600121**

Communication System: Generic FDD-LTE; Frequency: 836.5 MHz; Duty Cycle: 1:1
 Medium parameters used: $f = 836.5$ MHz; $\sigma = 0.898$ S/m; $\epsilon_r = 40.902$; $\rho = 1000$ kg/m³ ;
 Phantom section: Right Section

DASY5 Configuration:

- Probe: EX3DV4 - SN7441; ConvF(10.05, 10.05, 10.05) @ 836.5 MHz; Calibrated: 2018/12/13
- Sensor-Surface: 1.4mm (Mechanical Surface Detection)
- Electronics: DAE3 SN471; Calibrated: 2018/12/3
- Phantom: SAM (30deg probe tilt) with CRP v5.0_20150321; Type: QD000P40CD; Serial: TP:1874
- Measurement SW: DASY52, Version 52.10 (2); SEMCAD X Version 14.6.12 (7470)

Area Scan (71x101x1): Interpolated grid: dx=1.500 mm, dy=1.500 mm

Maximum value of SAR (interpolated) = 0.762 W/kg

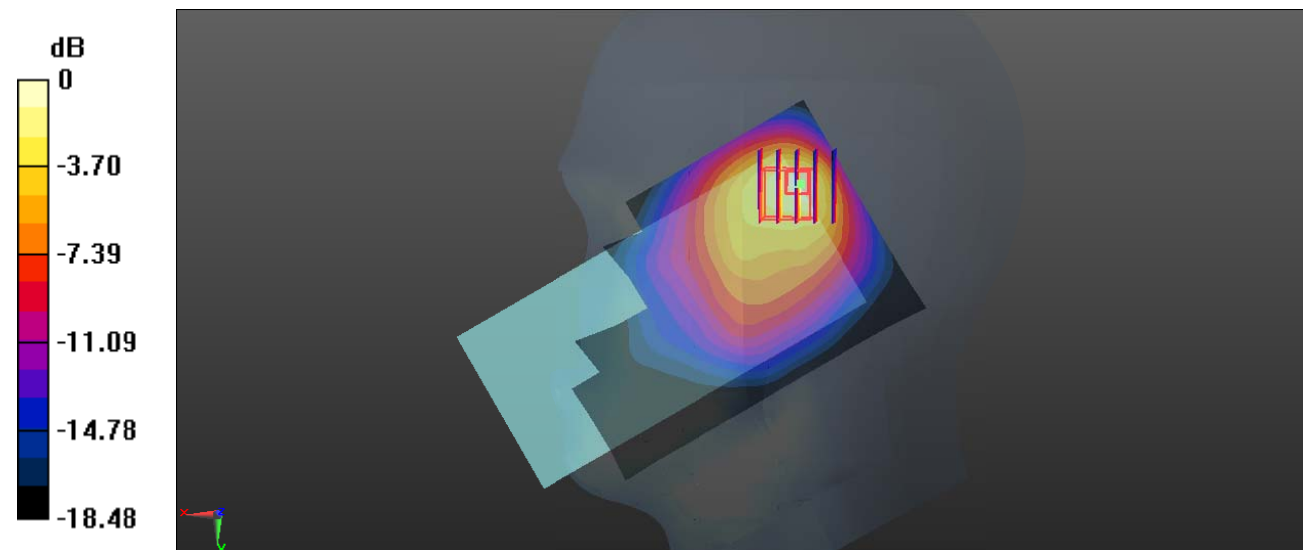
Zoom Scan (5x5x7)/Cube 0: Measurement grid: dx=8mm, dy=8mm, dz=5mm

Reference Value = 16.82 V/m; Power Drift = 0.02 dB

Peak SAR (extrapolated) = 1.07 W/kg

SAR(1 g) = 0.417 W/kg; SAR(10 g) = 0.224 W/kg

Maximum value of SAR (measured) = 0.748 W/kg



0 dB = 0.748 W/kg = -1.26 dBW/kg

Test Plot 87#: LTE Band 5_Head Right Tilt_1RB_Middle**DUT: Mobile phone; Type: BB4; Serial: 19090600121**

Communication System: Generic FDD-LTE; Frequency: 836.5 MHz; Duty Cycle: 1:1
 Medium parameters used: $f = 836.5$ MHz; $\sigma = 0.898$ S/m; $\epsilon_r = 40.902$; $\rho = 1000$ kg/m³ ;
 Phantom section: Right Section

DASY5 Configuration:

- Probe: EX3DV4 - SN7441; ConvF(10.05, 10.05, 10.05) @ 836.5 MHz; Calibrated: 2018/12/13
- Sensor-Surface: 1.4mm (Mechanical Surface Detection)
- Electronics: DAE3 SN471; Calibrated: 2018/12/3
- Phantom: SAM (30deg probe tilt) with CRP v5.0_20150321; Type: QD000P40CD; Serial: TP:1874
- Measurement SW: DASY52, Version 52.10 (2); SEMCAD X Version 14.6.12 (7470)

Area Scan (71x101x1): Interpolated grid: dx=1.500 mm, dy=1.500 mm

Maximum value of SAR (interpolated) = 0.821 W/kg

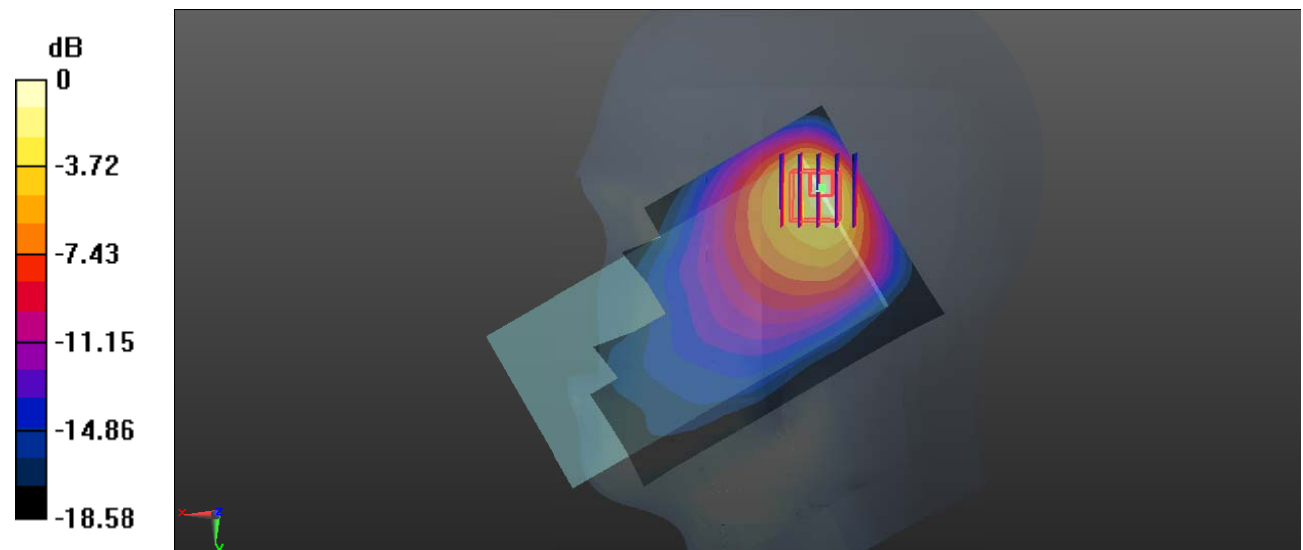
Zoom Scan (5x5x7)/Cube 0: Measurement grid: dx=8mm, dy=8mm, dz=5mm

Reference Value = 17.22 V/m; Power Drift = -0.11 dB

Peak SAR (extrapolated) = 1.19 W/kg

SAR(1 g) = 0.421 W/kg; SAR(10 g) = 0.203 W/kg

Maximum value of SAR (measured) = 0.838 W/kg



0 dB = 0.838 W/kg = -0.77 dBW/kg

Test Plot 88#: LTE Band 5_Head Right Tilt_50%RB_Middle**DUT: Mobile phone; Type: BB4; Serial: 19090600121**

Communication System: Generic FDD-LTE; Frequency: 836.5 MHz; Duty Cycle: 1:1
 Medium parameters used: $f = 836.5$ MHz; $\sigma = 0.898$ S/m; $\epsilon_r = 40.902$; $\rho = 1000$ kg/m³ ;
 Phantom section: Right Section

DASY5 Configuration:

- Probe: EX3DV4 - SN7441; ConvF(10.05, 10.05, 10.05) @ 836.5 MHz; Calibrated: 2018/12/13
- Sensor-Surface: 1.4mm (Mechanical Surface Detection)
- Electronics: DAE3 SN471; Calibrated: 2018/12/3
- Phantom: SAM (30deg probe tilt) with CRP v5.0_20150321; Type: QD000P40CD; Serial: TP:1874
- Measurement SW: DASY52, Version 52.10 (2); SEMCAD X Version 14.6.12 (7470)

Area Scan (71x101x1): Interpolated grid: dx=1.500 mm, dy=1.500 mm

Maximum value of SAR (interpolated) = 0.652 W/kg

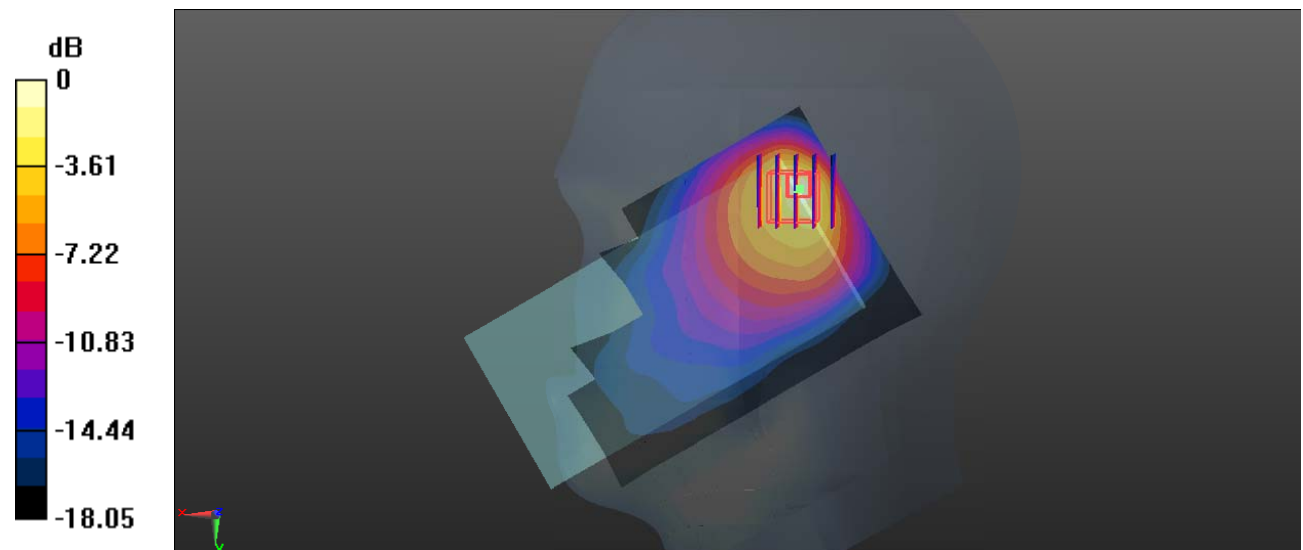
Zoom Scan (5x5x7)/Cube 0: Measurement grid: dx=8mm, dy=8mm, dz=5mm

Reference Value = 15.19 V/m; Power Drift = -0.07 dB

Peak SAR (extrapolated) = 0.958 W/kg

SAR(1 g) = 0.333 W/kg; SAR(10 g) = 0.162 W/kg

Maximum value of SAR (measured) = 0.651 W/kg



0 dB = 0.651 W/kg = -1.86 dBW/kg

Test Plot 89#: LTE Band 5_Body Back_1RB_Middle**DUT: Mobile phone; Type: BB4; Serial: 19090600121**

Communication System: Generic FDD-LTE; Frequency: 836.5 MHz; Duty Cycle: 1:1
 Medium parameters used: $f = 836.5$ MHz; $\sigma = 0.898$ S/m; $\epsilon_r = 40.902$; $\rho = 1000$ kg/m³ ;
 Phantom section: Flat Section

DASY5 Configuration:

- Probe: EX3DV4 - SN7441; ConvF(10.05, 10.05, 10.05) @ 836.5 MHz; Calibrated: 2018/12/13
- Sensor-Surface: 1.4mm (Mechanical Surface Detection)
- Electronics: DAE3 SN471; Calibrated: 2018/12/3
- Phantom: SAM (30deg probe tilt) with CRP v5.0_20150321; Type: QD000P40CD; Serial: TP:1874
- Measurement SW: DASY52, Version 52.10 (2); SEMCAD X Version 14.6.12 (7470)

Area Scan (71x131x1): Interpolated grid: dx=1.500 mm, dy=1.500 mm

Maximum value of SAR (interpolated) = 0.235 W/kg

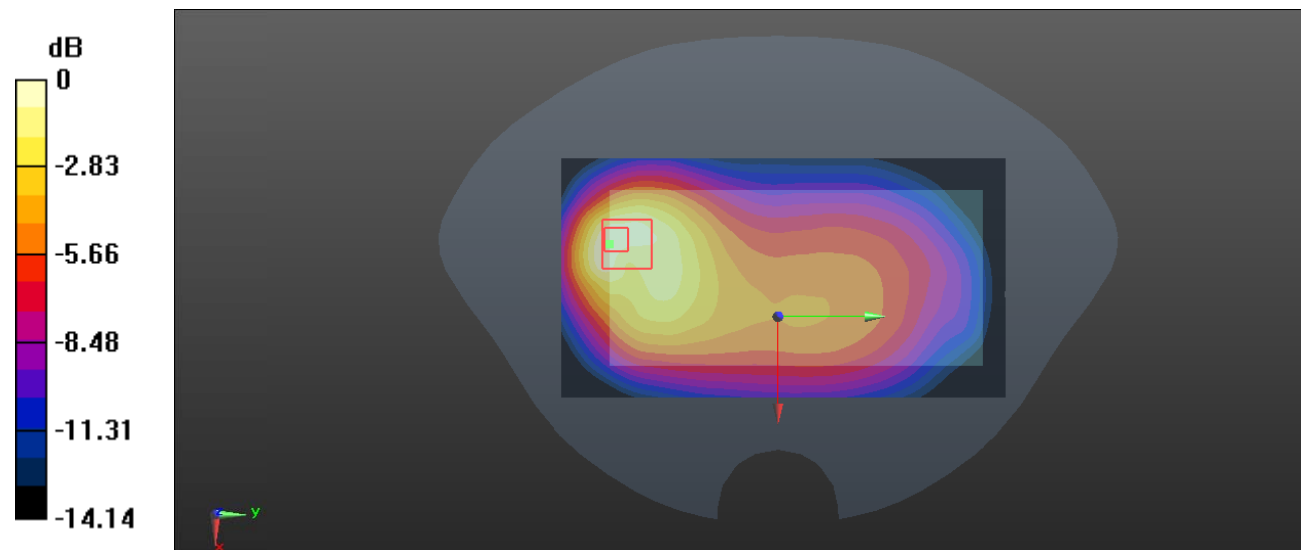
Zoom Scan (5x6x7)/Cube 0: Measurement grid: dx=8mm, dy=8mm, dz=5mm

Reference Value = 8.371 V/m; Power Drift = -0.12 dB

Peak SAR (extrapolated) = 0.285 W/kg

SAR(1 g) = 0.151 W/kg; SAR(10 g) = 0.091 W/kg

Maximum value of SAR (measured) = 0.228 W/kg



0 dB = 0.228 W/kg = -6.42 dBW/kg

Test Plot 90#: LTE Band 5_Body Back_50%RB_Middle**DUT: Mobile phone; Type: BB4; Serial: 19090600121**

Communication System: Generic FDD-LTE; Frequency: 836.5 MHz; Duty Cycle: 1:1
 Medium parameters used: $f = 836.5$ MHz; $\sigma = 0.898$ S/m; $\epsilon_r = 40.902$; $\rho = 1000$ kg/m³ ;
 Phantom section: Flat Section

DASY5 Configuration:

- Probe: EX3DV4 - SN7441; ConvF(10.05, 10.05, 10.05) @ 836.5 MHz; Calibrated: 2018/12/13
- Sensor-Surface: 1.4mm (Mechanical Surface Detection)
- Electronics: DAE3 SN471; Calibrated: 2018/12/3
- Phantom: SAM (30deg probe tilt) with CRP v5.0_20150321; Type: QD000P40CD; Serial: TP:1874
- Measurement SW: DASY52, Version 52.10 (2); SEMCAD X Version 14.6.12 (7470)

Area Scan (71x131x1): Interpolated grid: dx=1.500 mm, dy=1.500 mm

Maximum value of SAR (interpolated) = 0.185 W/kg

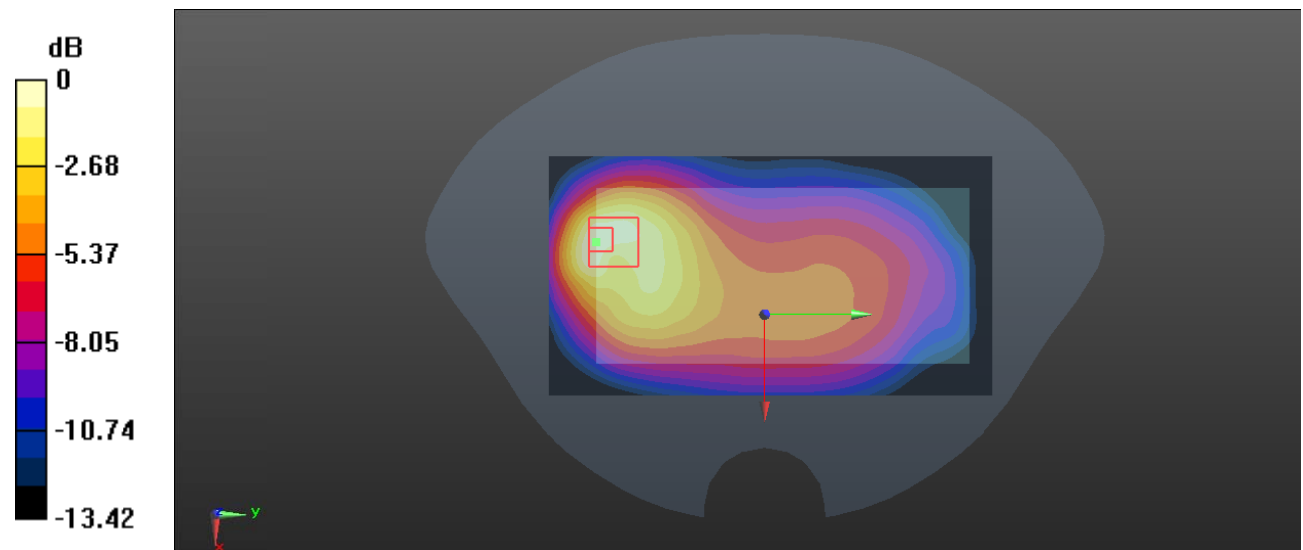
Zoom Scan (5x6x7)/Cube 0: Measurement grid: dx=8mm, dy=8mm, dz=5mm

Reference Value = 7.290 V/m; Power Drift = -0.10 dB

Peak SAR (extrapolated) = 0.227 W/kg

SAR(1 g) = 0.120 W/kg; SAR(10 g) = 0.072 W/kg

Maximum value of SAR (measured) = 0.183 W/kg



0 dB = 0.183 W/kg = -7.38 dBW/kg

Test Plot 91#: LTE Band 5_Body Front_1RB_Middle**DUT: Mobile Phone; Type: BB4; Serial: 19090600121**

Communication System: Generic FDD-LTE; Frequency: 836.5 MHz; Duty Cycle: 1:1

Medium parameters used: $f = 836.5$ MHz; $\sigma = 0.892$ S/m; $\epsilon_r = 40.837$; $\rho = 1000$ kg/m³

Phantom section: Flat Section

DASY5 Configuration:

- Probe: EX3DV4 - SN7441; ConvF(10.05, 10.05, 10.05) @ 836.5 MHz; Calibrated: 2018/12/13
- Sensor-Surface: 1.4mm (Mechanical Surface Detection)
- Electronics: DAE3 Sn471; Calibrated: 2018/12/3
- Phantom: SAM (30deg probe tilt) with CRP v5.0_20150321; Type: QD000P40CD; Serial: TP:1874
- Measurement SW: DASY52, Version 52.10 (2); SEMCAD X Version 14.6.12 (7470)

Area Scan (71x131x1): Interpolated grid: dx=1.500 mm, dy=1.500 mm

Maximum value of SAR (interpolated) = 0.114 W/kg

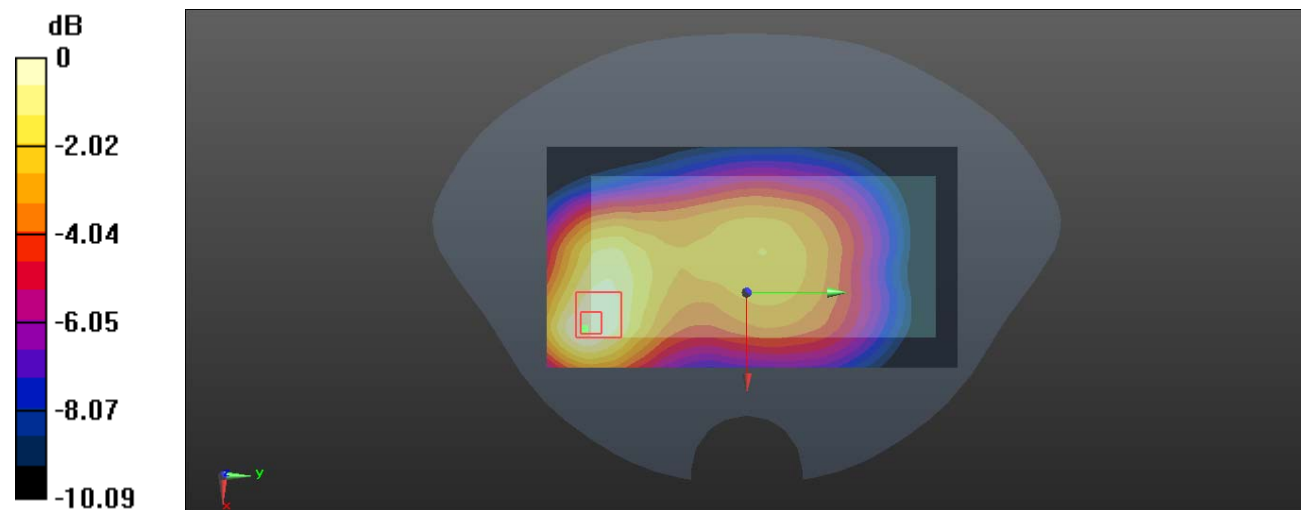
Zoom Scan (6x6x7)/Cube 0: Measurement grid: dx=8mm, dy=8mm, dz=5mm

Reference Value = 8.069 V/m; Power Drift = 0.03 dB

Peak SAR (extrapolated) = 0.129 W/kg

SAR(1 g) = 0.083 W/kg; SAR(10 g) = 0.058 W/kg

Maximum value of SAR (measured) = 0.106 W/kg



0 dB = 0.106 W/kg = -9.75 dBW/kg

Test Plot 92#: LTE Band 5_Body Front_50%RB_Middle**DUT: Mobile Phone; Type: BB4; Serial: 19090600121**

Communication System: Generic FDD-LTE; Frequency: 836.5 MHz; Duty Cycle: 1:1

Medium parameters used: $f = 836.5$ MHz; $\sigma = 0.892$ S/m; $\epsilon_r = 40.837$; $\rho = 1000$ kg/m³

Phantom section: Flat Section

DASY5 Configuration:

- Probe: EX3DV4 - SN7441; ConvF(10.05, 10.05, 10.05) @ 836.5 MHz; Calibrated: 2018/12/13
- Sensor-Surface: 1.4mm (Mechanical Surface Detection)
- Electronics: DAE3 Sn471; Calibrated: 2018/12/3
- Phantom: SAM (30deg probe tilt) with CRP v5.0_20150321; Type: QD000P40CD; Serial: TP:1874
- Measurement SW: DASY52, Version 52.10 (2); SEMCAD X Version 14.6.12 (7470)

Area Scan (71x131x1): Interpolated grid: dx=1.500 mm, dy=1.500 mm

Maximum value of SAR (interpolated) = 0.0924 W/kg

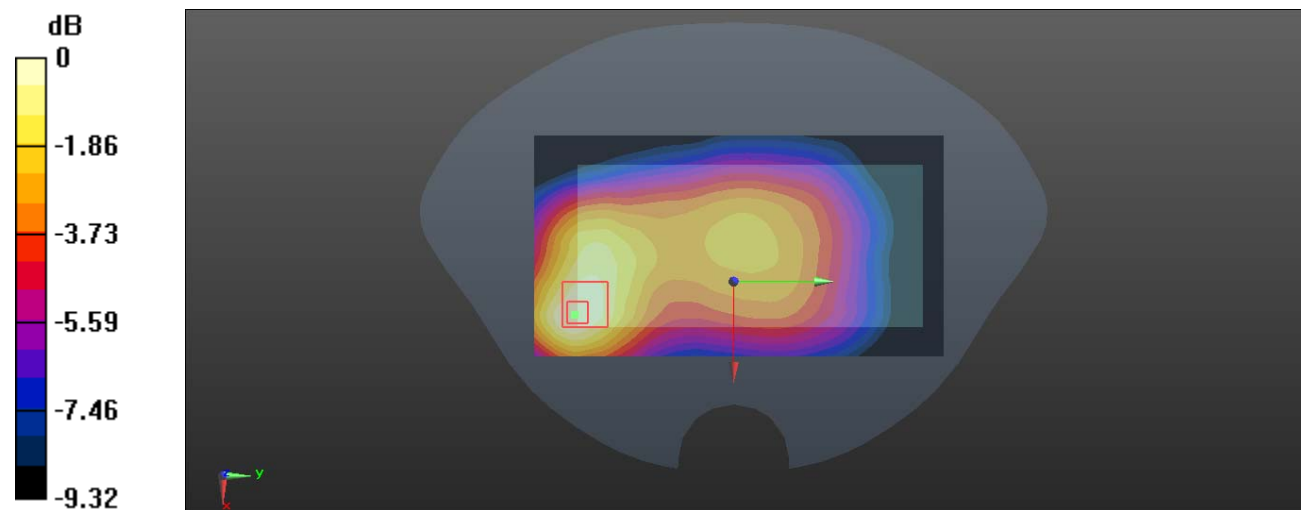
Zoom Scan (6x6x7)/Cube 0: Measurement grid: dx=8mm, dy=8mm, dz=5mm

Reference Value = 7.173 V/m; Power Drift = 0.08 dB

Peak SAR (extrapolated) = 0.103 W/kg

SAR(1 g) = 0.067 W/kg; SAR(10 g) = 0.047 W/kg

Maximum value of SAR (measured) = 0.0863 W/kg



0 dB = 0.0863 W/kg = -10.64 dBW/kg

Test Plot 93#: LTE Band 5_Body Left_1RB_Middle**DUT: Mobile phone; Type: BB4; Serial: 19090600121**

Communication System: Generic FDD-LTE; Frequency: 836.5 MHz; Duty Cycle: 1:1
 Medium parameters used: $f = 836.5$ MHz; $\sigma = 0.898$ S/m; $\epsilon_r = 40.902$; $\rho = 1000$ kg/m³ ;
 Phantom section: Flat Section

DASY5 Configuration:

- Probe: EX3DV4 - SN7441; ConvF(10.05, 10.05, 10.05) @ 836.5 MHz; Calibrated: 2018/12/13
- Sensor-Surface: 1.4mm (Mechanical Surface Detection)
- Electronics: DAE3 SN471; Calibrated: 2018/12/3
- Phantom: SAM (30deg probe tilt) with CRP v5.0_20150321; Type: QD000P40CD; Serial: TP:1874
- Measurement SW: DASY52, Version 52.10 (2); SEMCAD X Version 14.6.12 (7470)

Area Scan (41x131x1): Interpolated grid: dx=1.500 mm, dy=1.500 mm

Maximum value of SAR (interpolated) = 0.0496 W/kg

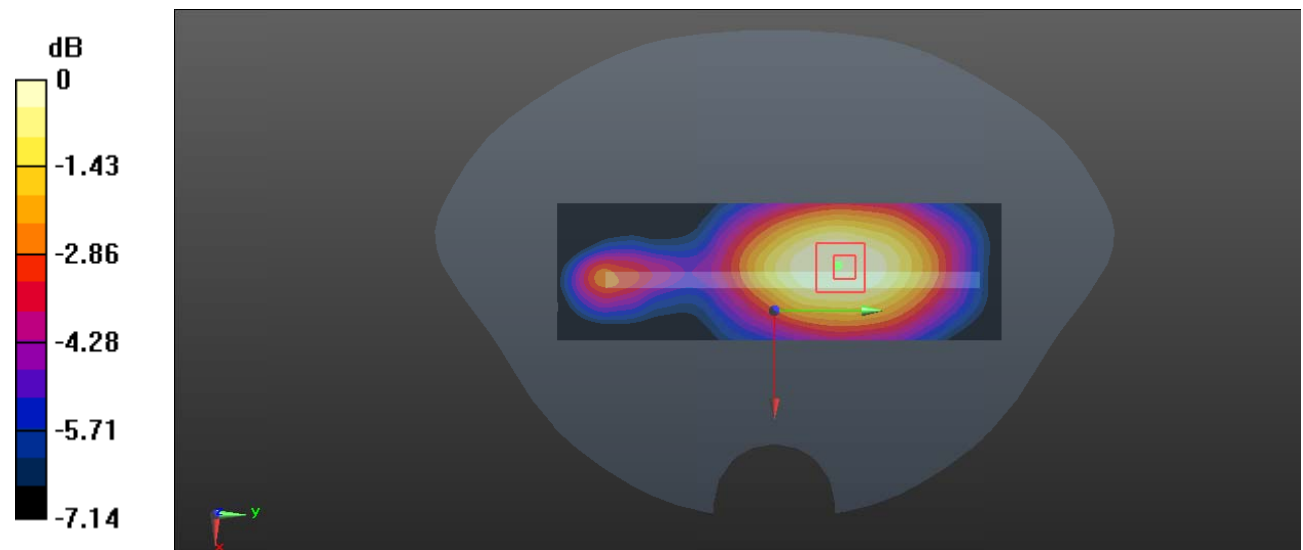
Zoom Scan (5x5x7)/Cube 0: Measurement grid: dx=8mm, dy=8mm, dz=5mm

Reference Value = 5.962 V/m; Power Drift = -0.11 dB

Peak SAR (extrapolated) = 0.0520 W/kg

SAR(1 g) = 0.036 W/kg; SAR(10 g) = 0.026 W/kg

Maximum value of SAR (measured) = 0.0458 W/kg



0 dB = 0.0458 W/kg = -13.39 dBW/kg

Test Plot 94#: LTE Band 5_Body Left_50%RB_Middle**DUT: Mobile phone; Type: BB4; Serial: 19090600121**

Communication System: Generic FDD-LTE; Frequency: 836.5 MHz; Duty Cycle: 1:1
 Medium parameters used: $f = 836.5$ MHz; $\sigma = 0.898$ S/m; $\epsilon_r = 40.902$; $\rho = 1000$ kg/m³ ;
 Phantom section: Flat Section

DASY5 Configuration:

- Probe: EX3DV4 - SN7441; ConvF(10.05, 10.05, 10.05) @ 836.5 MHz; Calibrated: 2018/12/13
- Sensor-Surface: 1.4mm (Mechanical Surface Detection)
- Electronics: DAE3 SN471; Calibrated: 2018/12/3
- Phantom: SAM (30deg probe tilt) with CRP v5.0_20150321; Type: QD000P40CD; Serial: TP:1874
- Measurement SW: DASY52, Version 52.10 (2); SEMCAD X Version 14.6.12 (7470)

Area Scan (41x131x1): Interpolated grid: dx=1.500 mm, dy=1.500 mm

Maximum value of SAR (interpolated) = 0.0357 W/kg

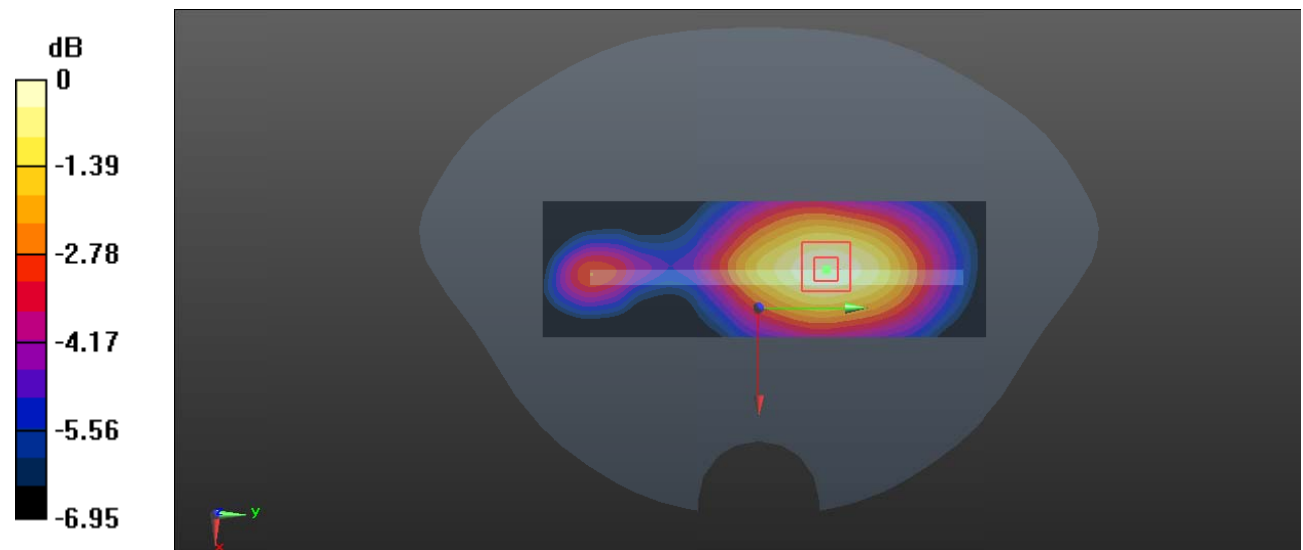
Zoom Scan (5x5x7)/Cube 0: Measurement grid: dx=8mm, dy=8mm, dz=5mm

Reference Value = 4.964 V/m; Power Drift = -0.04 dB

Peak SAR (extrapolated) = 0.0400 W/kg

SAR(1 g) = 0.028 W/kg; SAR(10 g) = 0.021 W/kg

Maximum value of SAR (measured) = 0.0356 W/kg



0 dB = 0.0356 W/kg = -14.49 dBW/kg

Test Plot 95#: LTE Band 5_Body Top_1RB_Middle**DUT: Mobile phone; Type: BB4; Serial: 19090600121**

Communication System: Generic FDD-LTE; Frequency: 836.5 MHz; Duty Cycle: 1:1
 Medium parameters used: $f = 836.5$ MHz; $\sigma = 0.898$ S/m; $\epsilon_r = 40.902$; $\rho = 1000$ kg/m³ ;
 Phantom section: Flat Section

DASY5 Configuration:

- Probe: EX3DV4 - SN7441; ConvF(10.05, 10.05, 10.05) @ 836.5 MHz; Calibrated: 2018/12/13
- Sensor-Surface: 1.4mm (Mechanical Surface Detection)
- Electronics: DAE3 SN471; Calibrated: 2018/12/3
- Phantom: SAM (30deg probe tilt) with CRP v5.0_20150321; Type: QD000P40CD; Serial: TP:1874
- Measurement SW: DASY52, Version 52.10 (2); SEMCAD X Version 14.6.12 (7470)

Area Scan (41x71x1): Interpolated grid: dx=1.500 mm, dy=1.500 mm

Maximum value of SAR (interpolated) = 0.237 W/kg

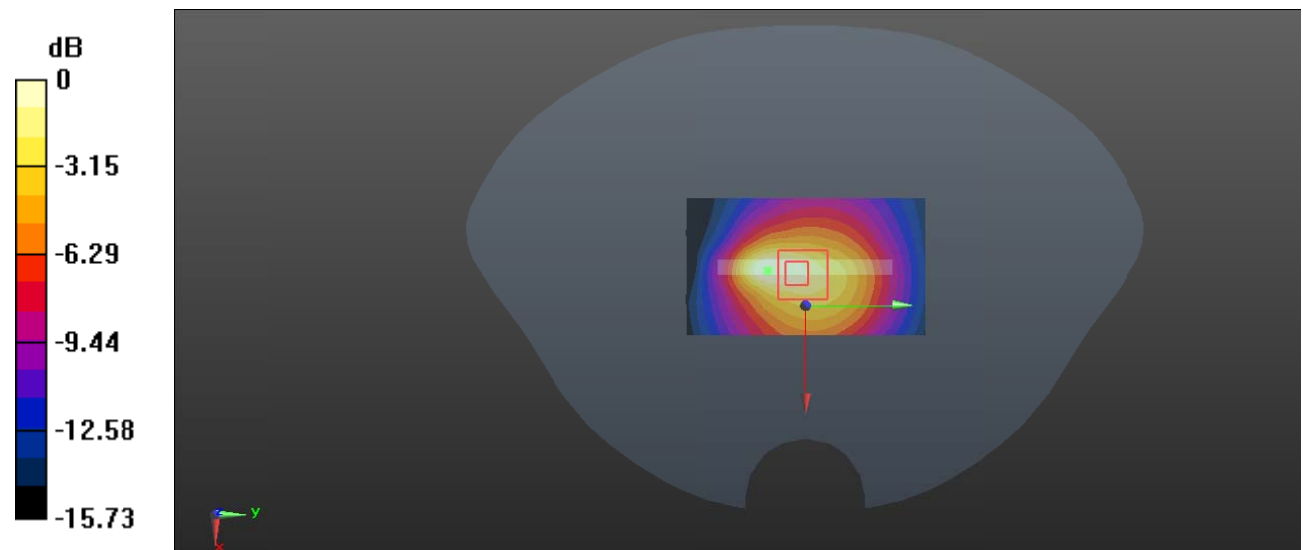
Zoom Scan (6x7x7)/Cube 0: Measurement grid: dx=8mm, dy=8mm, dz=5mm

Reference Value = 12.07 V/m; Power Drift = -0.13 dB

Peak SAR (extrapolated) = 0.328 W/kg

SAR(1 g) = 0.129 W/kg; SAR(10 g) = 0.076 W/kg

Maximum value of SAR (measured) = 0.224 W/kg



0 dB = 0.224 W/kg = -6.50 dBW/kg

Test Plot 96#: LTE Band 5_Body Top_50%RB_Middle**DUT: Mobile phone; Type: BB4; Serial: 19090600121**

Communication System: Generic FDD-LTE; Frequency: 836.5 MHz; Duty Cycle: 1:1
 Medium parameters used: $f = 836.5$ MHz; $\sigma = 0.898$ S/m; $\epsilon_r = 40.902$; $\rho = 1000$ kg/m³ ;
 Phantom section: Flat Section

DASY5 Configuration:

- Probe: EX3DV4 - SN7441; ConvF(10.05, 10.05, 10.05) @ 836.5 MHz; Calibrated: 2018/12/13
- Sensor-Surface: 1.4mm (Mechanical Surface Detection)
- Electronics: DAE3 SN471; Calibrated: 2018/12/3
- Phantom: SAM (30deg probe tilt) with CRP v5.0_20150321; Type: QD000P40CD; Serial: TP:1874
- Measurement SW: DASY52, Version 52.10 (2); SEMCAD X Version 14.6.12 (7470)

Area Scan (41x71x1): Interpolated grid: dx=1.500 mm, dy=1.500 mm

Maximum value of SAR (interpolated) = 0.184 W/kg

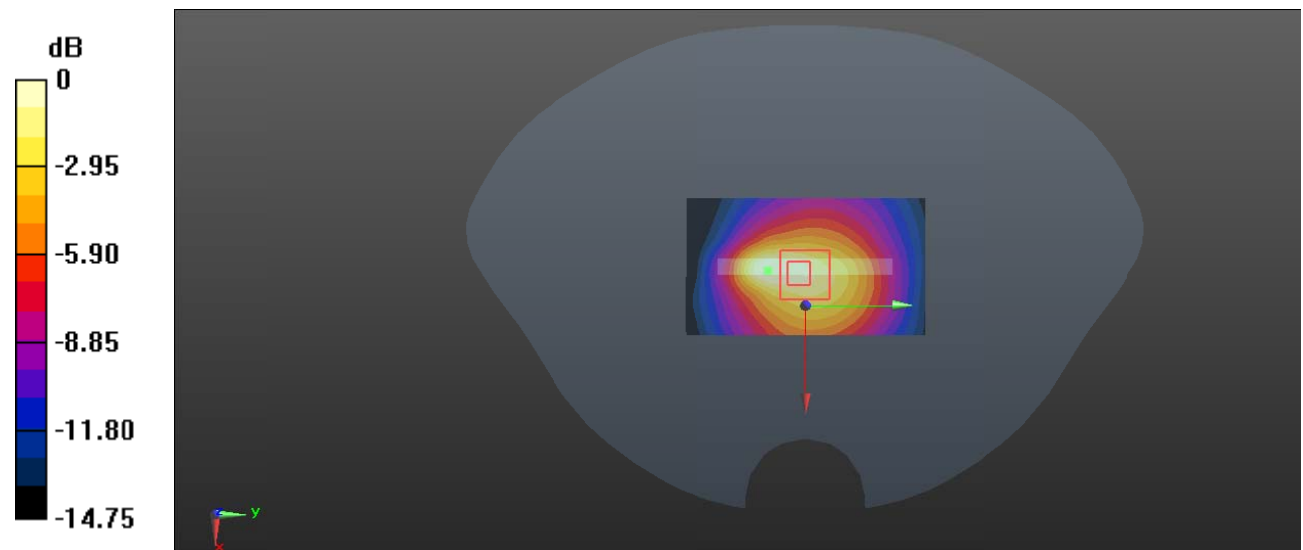
Zoom Scan (6x7x7)/Cube 0: Measurement grid: dx=8mm, dy=8mm, dz=5mm

Reference Value = 10.75 V/m; Power Drift = -0.08 dB

Peak SAR (extrapolated) = 0.247 W/kg

SAR(1 g) = 0.103 W/kg; SAR(10 g) = 0.061 W/kg

Maximum value of SAR (measured) = 0.171 W/kg



0 dB = 0.171 W/kg = -7.67 dBW/kg

Test Plot 97#: LTE Band 7_Head Left Cheek_1RB_Middle**DUT: Mobile phone; Type: BB4; Serial: 19090600121**

Communication System: Generic FDD-LTE; Frequency: 2535 MHz; Duty Cycle: 1:1
 Medium parameters used: $f = 2535$ MHz; $\sigma = 1.923$ S/m; $\epsilon_r = 37.969$; $\rho = 1000$ kg/m³ ;
 Phantom section: Left Section

DASY5 Configuration:

- Probe: EX3DV4 - SN7441; ConvF(7.49, 7.49, 7.49) @ 2535 MHz; Calibrated: 2018/12/13
- Sensor-Surface: 1.4mm (Mechanical Surface Detection)
- Electronics: DAE3 SN471; Calibrated: 2018/12/3
- Phantom: SAM (30deg probe tilt) with CRP v5.0_20150321; Type: QD000P40CD; Serial: TP:1874
- Measurement SW: DASY52, Version 52.10 (2); SEMCAD X Version 14.6.12 (7470)

Area Scan (91x121x1): Interpolated grid: dx=1.200 mm, dy=1.200 mm

Maximum value of SAR (interpolated) = 0.348 W/kg

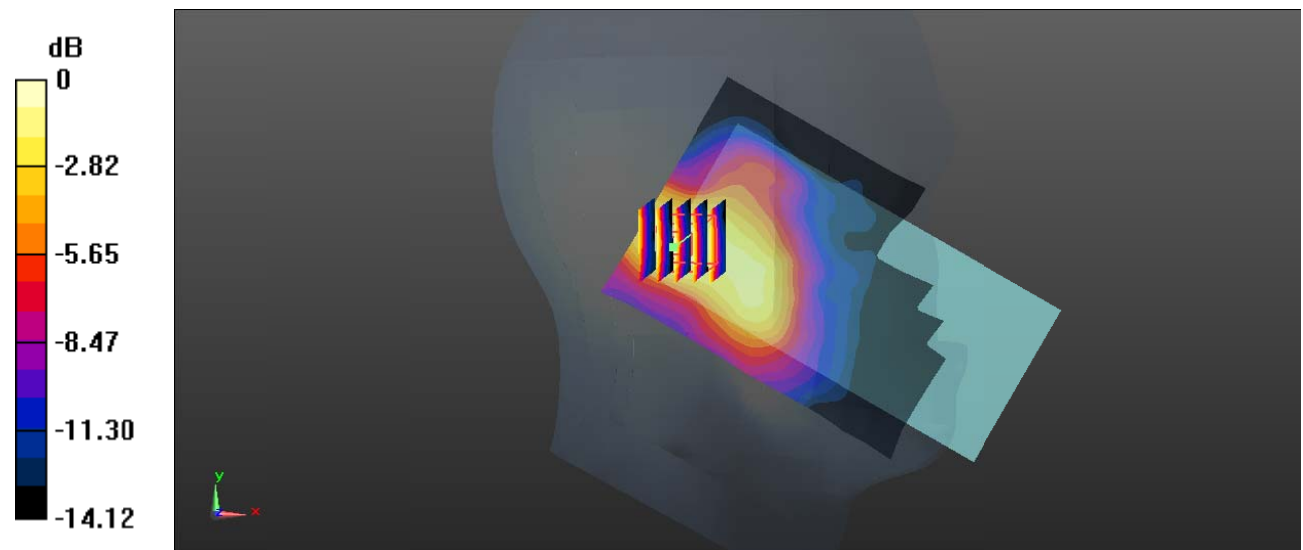
Zoom Scan (5x5x7)/Cube 0: Measurement grid: dx=8mm, dy=8mm, dz=5mm

Reference Value = 6.244 V/m; Power Drift = -0.03 dB

Peak SAR (extrapolated) = 0.422 W/kg

SAR(1 g) = 0.228 W/kg; SAR(10 g) = 0.125 W/kg

Maximum value of SAR (measured) = 0.342 W/kg



0 dB = 0.342 W/kg = -4.66 dBW/kg

Test Plot 98#: LTE Band 7_Head Left Cheek_50%RB_Middle**DUT: Mobile phone; Type: BB4; Serial: 19090600121**

Communication System: Generic FDD-LTE; Frequency: 2535 MHz; Duty Cycle: 1:1
 Medium parameters used: $f = 2535$ MHz; $\sigma = 1.923$ S/m; $\epsilon_r = 37.969$; $\rho = 1000$ kg/m³ ;
 Phantom section: Left Section

DASY5 Configuration:

- Probe: EX3DV4 - SN7441; ConvF(7.49, 7.49, 7.49) @ 2535 MHz; Calibrated: 2018/12/13
- Sensor-Surface: 1.4mm (Mechanical Surface Detection)
- Electronics: DAE3 SN471; Calibrated: 2018/12/3
- Phantom: SAM (30deg probe tilt) with CRP v5.0_20150321; Type: QD000P40CD; Serial: TP:1874
- Measurement SW: DASY52, Version 52.10 (2); SEMCAD X Version 14.6.12 (7470)

Area Scan (91x121x1): Interpolated grid: dx=1.200 mm, dy=1.200 mm

Maximum value of SAR (interpolated) = 0.262 W/kg

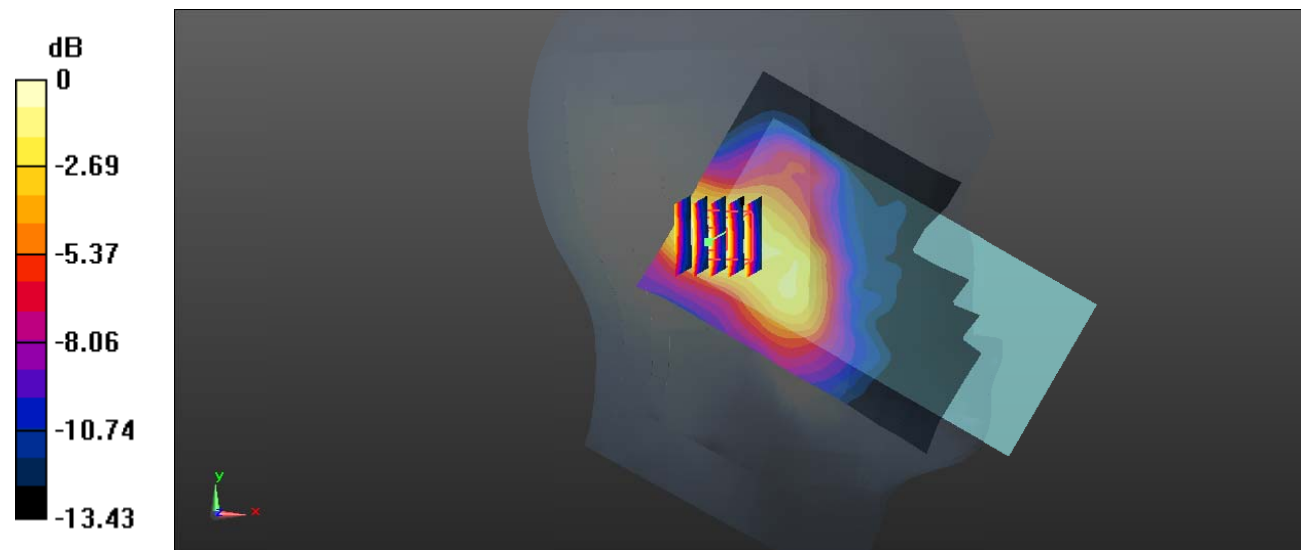
Zoom Scan (5x5x7)/Cube 0: Measurement grid: dx=8mm, dy=8mm, dz=5mm

Reference Value = 5.313 V/m; Power Drift = 0.14 dB

Peak SAR (extrapolated) = 0.323 W/kg

SAR(1 g) = 0.173 W/kg; SAR(10 g) = 0.096 W/kg

Maximum value of SAR (measured) = 0.260 W/kg



0 dB = 0.260 W/kg = -5.85 dBW/kg

Test Plot 99#: LTE Band 7_Head Left Tilt_1RB_Middle**DUT: Mobile phone; Type: BB4; Serial: 19090600121**

Communication System: Generic FDD-LTE; Frequency: 2535 MHz; Duty Cycle: 1:1
 Medium parameters used: $f = 2535$ MHz; $\sigma = 1.923$ S/m; $\epsilon_r = 37.969$; $\rho = 1000$ kg/m³ ;
 Phantom section: Left Section

DASY5 Configuration:

- Probe: EX3DV4 - SN7441; ConvF(7.49, 7.49, 7.49) @ 2535 MHz; Calibrated: 2018/12/13
- Sensor-Surface: 1.4mm (Mechanical Surface Detection)
- Electronics: DAE3 SN471; Calibrated: 2018/12/3
- Phantom: SAM (30deg probe tilt) with CRP v5.0_20150321; Type: QD000P40CD; Serial: TP:1874
- Measurement SW: DASY52, Version 52.10 (2); SEMCAD X Version 14.6.12 (7470)

Area Scan (91x121x1): Interpolated grid: dx=1.200 mm, dy=1.200 mm

Maximum value of SAR (interpolated) = 0.374 W/kg


Zoom Scan (5x5x7)/Cube 0: Measurement grid: dx=8mm, dy=8mm, dz=5mm

Reference Value = 5.935 V/m; Power Drift = 0.09 dB

Peak SAR (extrapolated) = 0.461 W/kg

SAR(1 g) = 0.227 W/kg; SAR(10 g) = 0.119 W/kg

Maximum value of SAR (measured) = 0.358 W/kg



0 dB = 0.358 W/kg = -4.46 dBW/kg

Test Plot 100#: LTE Band 7_Head Left Tilt_50%RB_Middle**DUT: Mobile phone; Type: BB4; Serial: 19090600121**

Communication System: Generic FDD-LTE; Frequency: 2535 MHz; Duty Cycle: 1:1
 Medium parameters used: $f = 2535$ MHz; $\sigma = 1.923$ S/m; $\epsilon_r = 37.969$; $\rho = 1000$ kg/m³ ;
 Phantom section: Left Section

DASY5 Configuration:

- Probe: EX3DV4 - SN7441; ConvF(7.49, 7.49, 7.49) @ 2535 MHz; Calibrated: 2018/12/13
- Sensor-Surface: 1.4mm (Mechanical Surface Detection)
- Electronics: DAE3 SN471; Calibrated: 2018/12/3
- Phantom: SAM (30deg probe tilt) with CRP v5.0_20150321; Type: QD000P40CD; Serial: TP:1874
- Measurement SW: DASY52, Version 52.10 (2); SEMCAD X Version 14.6.12 (7470)

Area Scan (91x121x1): Interpolated grid: dx=1.200 mm, dy=1.200 mm

Maximum value of SAR (interpolated) = 0.279 W/kg


Zoom Scan (5x5x7)/Cube 0: Measurement grid: dx=8mm, dy=8mm, dz=5mm

Reference Value = 5.266 V/m; Power Drift = 0.14 dB

Peak SAR (extrapolated) = 0.336 W/kg

SAR(1 g) = 0.168 W/kg; SAR(10 g) = 0.092 W/kg

Maximum value of SAR (measured) = 0.256 W/kg



0 dB = 0.256 W/kg = -5.92 dBW/kg

Test Plot 101#: LTE Band 7_Head Right Cheek_1RB_Middle**DUT: Mobile phone; Type: BB4; Serial: 19090600121**

Communication System: Generic FDD-LTE; Frequency: 2535 MHz; Duty Cycle: 1:1
Medium parameters used: $f = 2535$ MHz; $\sigma = 1.923$ S/m; $\epsilon_r = 37.969$; $\rho = 1000$ kg/m³ ;
Phantom section: Right Section

DASY5 Configuration:

- Probe: EX3DV4 - SN7441; ConvF(7.49, 7.49, 7.49) @ 2535 MHz; Calibrated: 2018/12/13
- Sensor-Surface: 1.4mm (Mechanical Surface Detection)
- Electronics: DAE3 SN471; Calibrated: 2018/12/3
- Phantom: SAM (30deg probe tilt) with CRP v5.0_20150321; Type: QD000P40CD; Serial: TP:1874
- Measurement SW: DASY52, Version 52.10 (2); SEMCAD X Version 14.6.12 (7470)

Area Scan (91x121x1): Interpolated grid: dx=1.200 mm, dy=1.200 mm

Maximum value of SAR (interpolated) = 0.985 W/kg

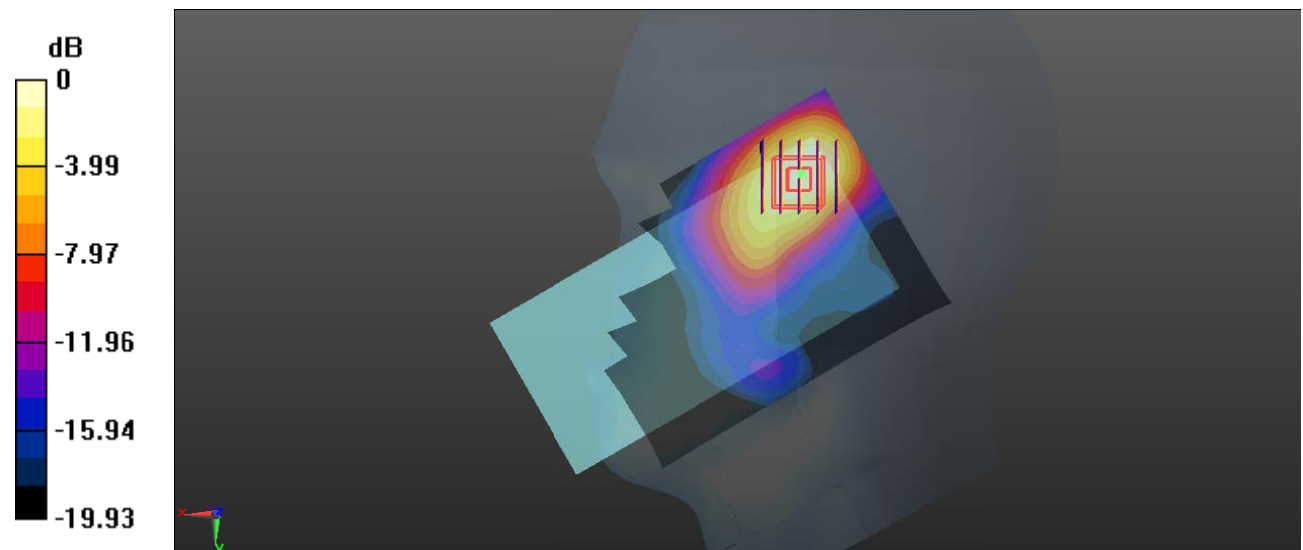
Zoom Scan (5x5x7)/Cube 0: Measurement grid: dx=8mm, dy=8mm, dz=5mm

Reference Value = 4.269 V/m; Power Drift = 0.06 dB

Peak SAR (extrapolated) = 1.20 W/kg

SAR(1 g) = 0.622 W/kg; SAR(10 g) = 0.314 W/kg

Maximum value of SAR (measured) = 0.970 W/kg



0 dB = 0.970 W/kg = -0.13 dBW/kg

Test Plot 102#: LTE Band 7_Head Right Cheek_50%RB_Middle**DUT: Mobile phone; Type: BB4; Serial: 19090600121**

Communication System: Generic FDD-LTE; Frequency: 2535 MHz; Duty Cycle: 1:1
Medium parameters used: $f = 2535$ MHz; $\sigma = 1.923$ S/m; $\epsilon_r = 37.969$; $\rho = 1000$ kg/m³ ;
Phantom section: Right Section

DASY5 Configuration:

- Probe: EX3DV4 - SN7441; ConvF(7.49, 7.49, 7.49) @ 2535 MHz; Calibrated: 2018/12/13
- Sensor-Surface: 1.4mm (Mechanical Surface Detection)
- Electronics: DAE3 SN471; Calibrated: 2018/12/3
- Phantom: SAM (30deg probe tilt) with CRP v5.0_20150321; Type: QD000P40CD; Serial: TP:1874
- Measurement SW: DASY52, Version 52.10 (2); SEMCAD X Version 14.6.12 (7470)

Area Scan (91x121x1): Interpolated grid: dx=1.200 mm, dy=1.200 mm

Maximum value of SAR (interpolated) = 0.742 W/kg


Zoom Scan (5x5x7)/Cube 0: Measurement grid: dx=8mm, dy=8mm, dz=5mm

Reference Value = 3.719 V/m; Power Drift = 0.03 dB

Peak SAR (extrapolated) = 0.883 W/kg

SAR(1 g) = 0.466 W/kg; SAR(10 g) = 0.236 W/kg

Maximum value of SAR (measured) = 0.722 W/kg



0 dB = 0.722 W/kg = -1.41 dBW/kg

Test Plot 103#: LTE Band 7_Head Right Tilt_1RB_Middle**DUT: Mobile phone; Type: BB4; Serial: 19090600121**

Communication System: Generic FDD-LTE; Frequency: 2535 MHz; Duty Cycle: 1:1
 Medium parameters used: $f = 2535$ MHz; $\sigma = 1.923$ S/m; $\epsilon_r = 37.969$; $\rho = 1000$ kg/m³ ;
 Phantom section: Right Section

DASY5 Configuration:

- Probe: EX3DV4 - SN7441; ConvF(7.49, 7.49, 7.49) @ 2535 MHz; Calibrated: 2018/12/13
- Sensor-Surface: 1.4mm (Mechanical Surface Detection)
- Electronics: DAE3 SN471; Calibrated: 2018/12/3
- Phantom: SAM (30deg probe tilt) with CRP v5.0_20150321; Type: QD000P40CD; Serial: TP:1874
- Measurement SW: DASY52, Version 52.10 (2); SEMCAD X Version 14.6.12 (7470)

Area Scan (91x121x1): Interpolated grid: dx=1.200 mm, dy=1.200 mm

Maximum value of SAR (interpolated) = 0.811 W/kg


Zoom Scan (5x5x7)/Cube 0: Measurement grid: dx=8mm, dy=8mm, dz=5mm

Reference Value = 4.237 V/m; Power Drift = 0.13 dB

Peak SAR (extrapolated) = 0.951 W/kg

SAR(1 g) = 0.419 W/kg; SAR(10 g) = 0.206 W/kg

Maximum value of SAR (measured) = 0.702 W/kg



0 dB = 0.702 W/kg = -1.54 dBW/kg

Test Plot 104#: LTE Band 7_Head Right Tilt_50%RB_Middle**DUT: Mobile phone; Type: BB4; Serial: 19090600121**

Communication System: Generic FDD-LTE; Frequency: 2535 MHz; Duty Cycle: 1:1
 Medium parameters used: $f = 2535$ MHz; $\sigma = 1.923$ S/m; $\epsilon_r = 37.969$; $\rho = 1000$ kg/m³ ;
 Phantom section: Right Section

DASY5 Configuration:

- Probe: EX3DV4 - SN7441; ConvF(7.49, 7.49, 7.49) @ 2535 MHz; Calibrated: 2018/12/13
- Sensor-Surface: 1.4mm (Mechanical Surface Detection)
- Electronics: DAE3 SN471; Calibrated: 2018/12/3
- Phantom: SAM (30deg probe tilt) with CRP v5.0_20150321; Type: QD000P40CD; Serial: TP:1874
- Measurement SW: DASY52, Version 52.10 (2); SEMCAD X Version 14.6.12 (7470)

Area Scan (91x121x1): Interpolated grid: dx=1.200 mm, dy=1.200 mm

Maximum value of SAR (interpolated) = 0.611 W/kg


Zoom Scan (5x5x7)/Cube 0: Measurement grid: dx=8mm, dy=8mm, dz=5mm

Reference Value = 3.985 V/m; Power Drift = 0.10 dB

Peak SAR (extrapolated) = 0.705 W/kg

SAR(1 g) = 0.309 W/kg; SAR(10 g) = 0.154 W/kg

Maximum value of SAR (measured) = 0.520 W/kg



0 dB = 0.520 W/kg = -2.84 dBW/kg

Test Plot 105#: LTE Band 7_Body Back_1RB_Middle**DUT: Mobile phone; Type: BB4; Serial: 19090600121**

Communication System: Generic FDD-LTE; Frequency: 2535 MHz; Duty Cycle: 1:1
 Medium parameters used: $f = 2535$ MHz; $\sigma = 1.923$ S/m; $\epsilon_r = 37.969$; $\rho = 1000$ kg/m³ ;
 Phantom section: Flat Section

DASY5 Configuration:

- Probe: EX3DV4 - SN7441; ConvF(7.49, 7.49, 7.49) @ 2535 MHz; Calibrated: 2018/12/13
- Sensor-Surface: 1.4mm (Mechanical Surface Detection)
- Electronics: DAE3 SN471; Calibrated: 2018/12/3
- Phantom: SAM (30deg probe tilt) with CRP v5.0_20150321; Type: QD000P40CD; Serial: TP:1874
- Measurement SW: DASY52, Version 52.10 (2); SEMCAD X Version 14.6.12 (7470)

Area Scan (91x161x1): Interpolated grid: dx=1.200 mm, dy=1.200 mm

Maximum value of SAR (interpolated) = 0.443 W/kg

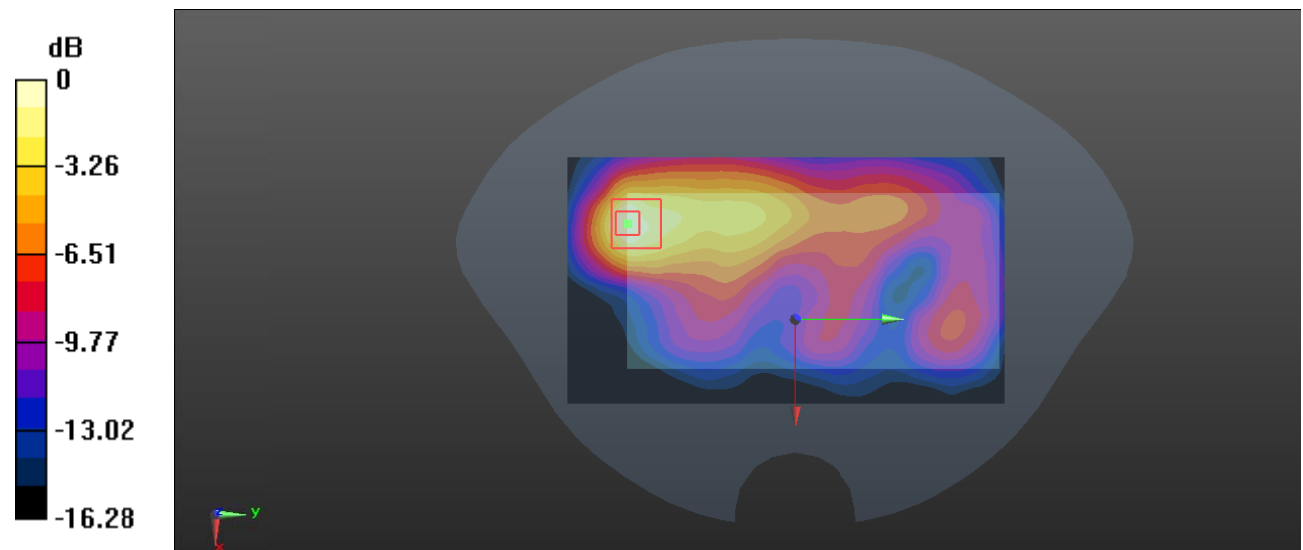
Zoom Scan (5x5x7)/Cube 0: Measurement grid: dx=8mm, dy=8mm, dz=5mm

Reference Value = 3.813 V/m; Power Drift = 0.06 dB

Peak SAR (extrapolated) = 0.515 W/kg

SAR(1 g) = 0.234 W/kg; SAR(10 g) = 0.114 W/kg

Maximum value of SAR (measured) = 0.403 W/kg



0 dB = 0.403 W/kg = -3.95 dBW/kg

Test Plot 106#: LTE Band 7_Body Back_50%RB_Middle**DUT: Mobile phone; Type: BB4; Serial: 19090600121**

Communication System: Generic FDD-LTE; Frequency: 2535 MHz; Duty Cycle: 1:1
 Medium parameters used: $f = 2535$ MHz; $\sigma = 1.923$ S/m; $\epsilon_r = 37.969$; $\rho = 1000$ kg/m³ ;
 Phantom section: Flat Section

DASY5 Configuration:

- Probe: EX3DV4 - SN7441; ConvF(7.49, 7.49, 7.49) @ 2535 MHz; Calibrated: 2018/12/13
- Sensor-Surface: 1.4mm (Mechanical Surface Detection)
- Electronics: DAE3 SN471; Calibrated: 2018/12/3
- Phantom: SAM (30deg probe tilt) with CRP v5.0_20150321; Type: QD000P40CD; Serial: TP:1874
- Measurement SW: DASY52, Version 52.10 (2); SEMCAD X Version 14.6.12 (7470)

Area Scan (91x161x1): Interpolated grid: dx=1.200 mm, dy=1.200 mm

Maximum value of SAR (interpolated) = 0.330 W/kg

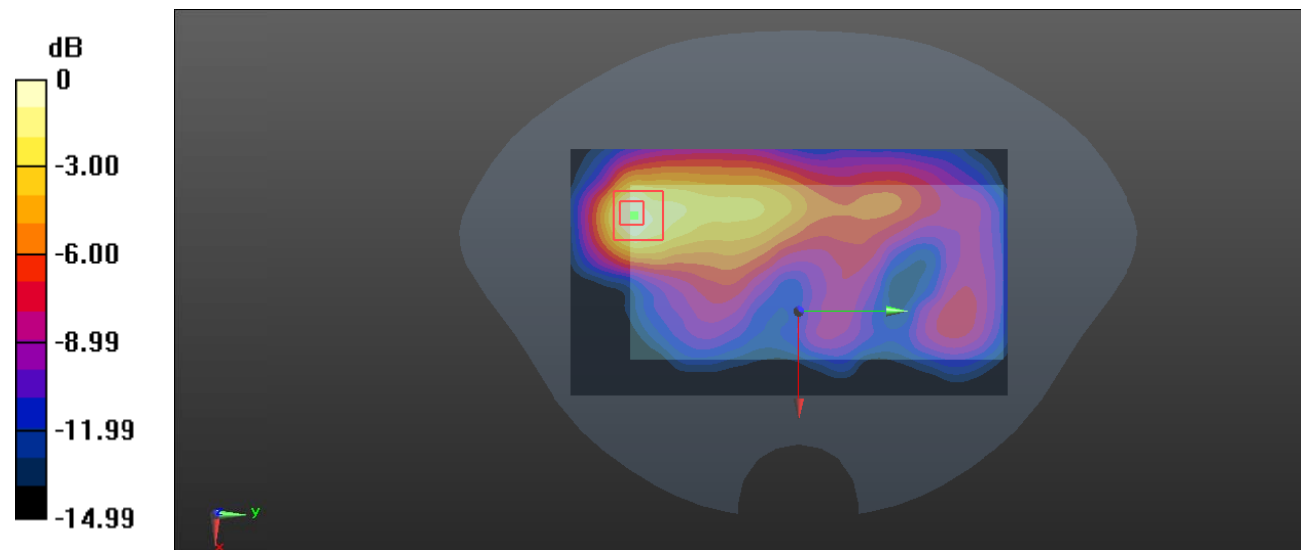
Zoom Scan (5x5x7)/Cube 0: Measurement grid: dx=8mm, dy=8mm, dz=5mm

Reference Value = 3.378 V/m; Power Drift = 0.12 dB

Peak SAR (extrapolated) = 0.377 W/kg

SAR(1 g) = 0.175 W/kg; SAR(10 g) = 0.086 W/kg

Maximum value of SAR (measured) = 0.295 W/kg



0 dB = 0.295 W/kg = -5.30 dBW/kg

Test Plot 107#: LTE Band 7_Body Front_1RB_Middle**DUT: Mobile phone; Type: BB4; Serial: 19090600121**

Communication System: Generic FDD-LTE; Frequency: 2535 MHz; Duty Cycle: 1:1

Medium parameters used: $f = 2535$ MHz; $\sigma = 1.927$ S/m; $\epsilon_r = 38.014$; $\rho = 1000$ kg/m³

Phantom section: Flat Section

DASY5 Configuration:

- Probe: EX3DV4 - SN7441; ConvF(7.49, 7.49, 7.49) @ 2535 MHz; Calibrated: 2018/12/13
- Sensor-Surface: 1.4mm (Mechanical Surface Detection)
- Electronics: DAE3 Sn471; Calibrated: 2018/12/3
- Phantom: SAM (30deg probe tilt) with CRP v5.0_20150321; Type: QD000P40CD; Serial: TP:1874
- Measurement SW: DASY52, Version 52.10 (2); SEMCAD X Version 14.6.12 (7470)

Area Scan (91x161x1): Interpolated grid: dx=1.200 mm, dy=1.200 mm

Maximum value of SAR (interpolated) = 0.148 W/kg

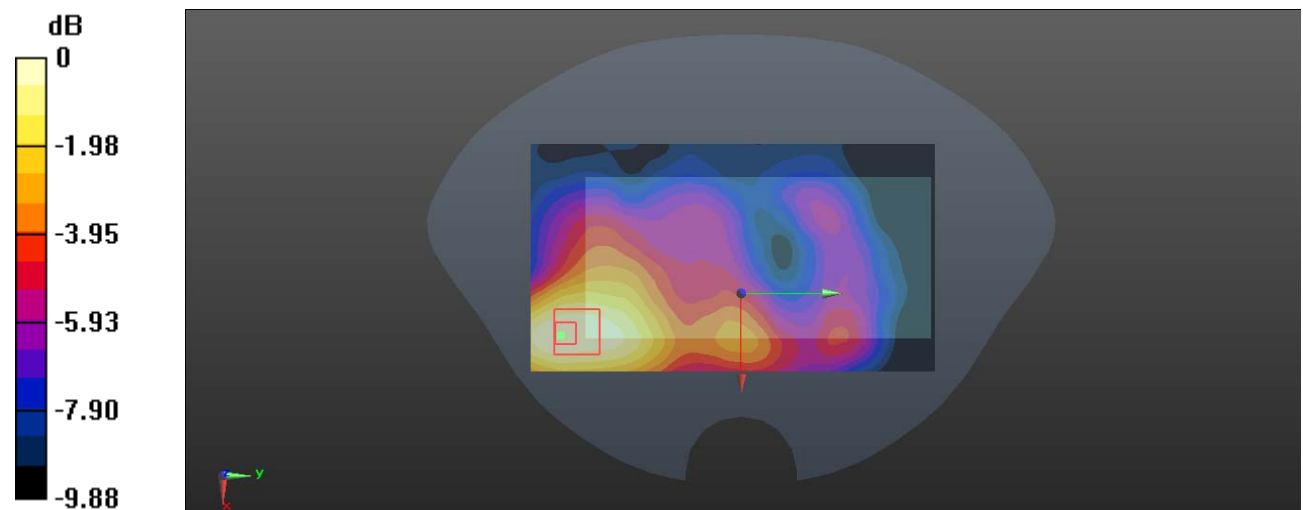
Zoom Scan (6x6x7)/Cube 0: Measurement grid: dx=8mm, dy=8mm, dz=5mm

Reference Value = 3.957 V/m; Power Drift = -0.14 dB

Peak SAR (extrapolated) = 0.181 W/kg

SAR(1 g) = 0.100 W/kg; SAR(10 g) = 0.062 W/kg

Maximum value of SAR (measured) = 0.148 W/kg



0 dB = 0.148 W/kg = -8.30 dBW/kg

Test Plot 108#: LTE Band 7_Body Front_50%RB_Middle**DUT: Mobile phone; Type: BB4; Serial: 19090600121**

Communication System: Generic FDD-LTE; Frequency: 2535 MHz; Duty Cycle: 1:1

Medium parameters used: $f = 2535$ MHz; $\sigma = 1.927$ S/m; $\epsilon_r = 38.014$; $\rho = 1000$ kg/m³

Phantom section: Flat Section

DASY5 Configuration:

- Probe: EX3DV4 - SN7441; ConvF(7.49, 7.49, 7.49) @ 2535 MHz; Calibrated: 2018/12/13
- Sensor-Surface: 1.4mm (Mechanical Surface Detection)
- Electronics: DAE3 Sn471; Calibrated: 2018/12/3
- Phantom: SAM (30deg probe tilt) with CRP v5.0_20150321; Type: QD000P40CD; Serial: TP:1874
- Measurement SW: DASY52, Version 52.10 (2); SEMCAD X Version 14.6.12 (7470)

Area Scan (91x161x1): Interpolated grid: dx=1.200 mm, dy=1.200 mm

Maximum value of SAR (interpolated) = 0.112 W/kg

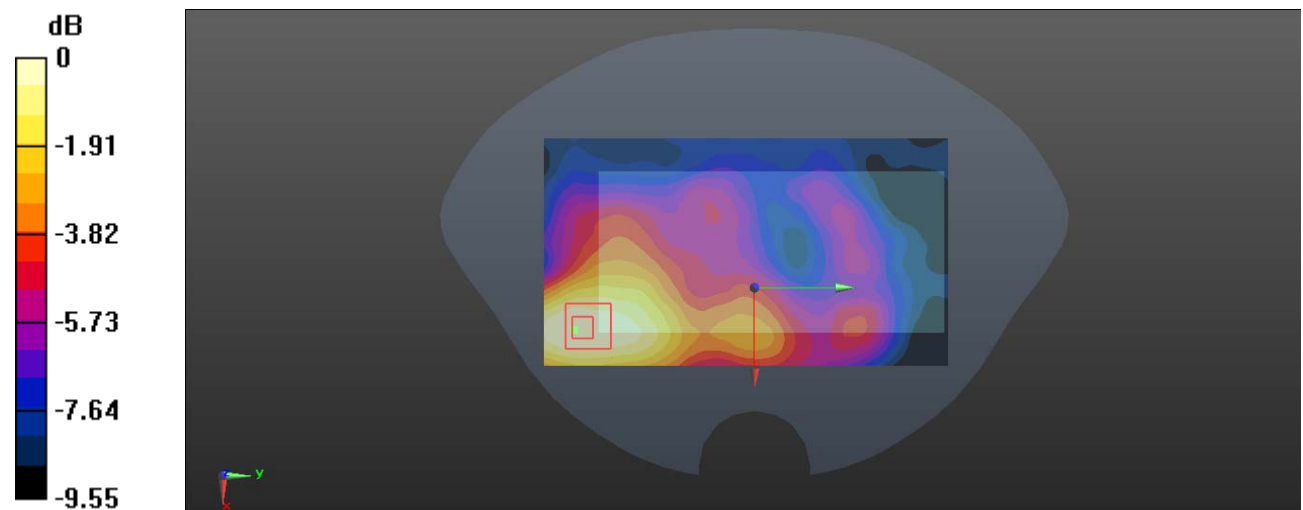
Zoom Scan (6x6x7)/Cube 0: Measurement grid: dx=8mm, dy=8mm, dz=5mm

Reference Value = 3.604 V/m; Power Drift = 0.19 dB

Peak SAR (extrapolated) = 0.133 W/kg

SAR(1 g) = 0.076 W/kg; SAR(10 g) = 0.048 W/kg

Maximum value of SAR (measured) = 0.110 W/kg



0 dB = 0.110 W/kg = -9.59 dBW/kg

Test Plot 109#: LTE Band 7_Body Left_1RB_Middle**DUT: Mobile phone; Type: BB4; Serial: 19090600121**

Communication System: Generic FDD-LTE; Frequency: 2535 MHz; Duty Cycle: 1:1
 Medium parameters used: $f = 2535$ MHz; $\sigma = 1.923$ S/m; $\epsilon_r = 37.969$; $\rho = 1000$ kg/m³ ;
 Phantom section: Flat Section

DASY5 Configuration:

- Probe: EX3DV4 - SN7441; ConvF(7.49, 7.49, 7.49) @ 2535 MHz; Calibrated: 2018/12/13
- Sensor-Surface: 1.4mm (Mechanical Surface Detection)
- Electronics: DAE3 SN471; Calibrated: 2018/12/3
- Phantom: SAM (30deg probe tilt) with CRP v5.0_20150321; Type: QD000P40CD; Serial: TP:1874
- Measurement SW: DASY52, Version 52.10 (2); SEMCAD X Version 14.6.12 (7470)

Area Scan (51x161x1): Interpolated grid: dx=1.200 mm, dy=1.200 mm

Maximum value of SAR (interpolated) = 0.333 W/kg

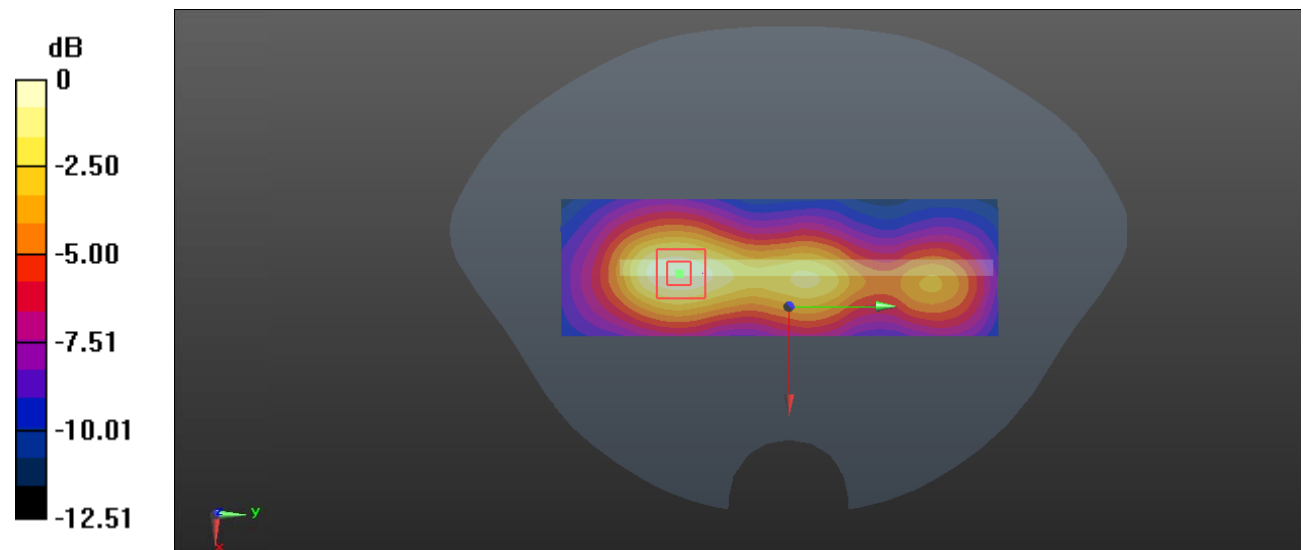
Zoom Scan (5x5x7)/Cube 0: Measurement grid: dx=8mm, dy=8mm, dz=5mm

Reference Value = 8.765 V/m; Power Drift = 0.04 dB

Peak SAR (extrapolated) = 0.416 W/kg

SAR(1 g) = 0.210 W/kg; SAR(10 g) = 0.115 W/kg

Maximum value of SAR (measured) = 0.333 W/kg



0 dB = 0.333 W/kg = -4.78 dBW/kg

Test Plot 110#: LTE Band 7_Body Left_50%RB_Middle**DUT: Mobile phone; Type: BB4; Serial: 19090600121**

Communication System: Generic FDD-LTE; Frequency: 2535 MHz; Duty Cycle: 1:1
 Medium parameters used: $f = 2535$ MHz; $\sigma = 1.923$ S/m; $\epsilon_r = 37.969$; $\rho = 1000$ kg/m³ ;
 Phantom section: Flat Section

DASY5 Configuration:

- Probe: EX3DV4 - SN7441; ConvF(7.49, 7.49, 7.49) @ 2535 MHz; Calibrated: 2018/12/13
- Sensor-Surface: 1.4mm (Mechanical Surface Detection)
- Electronics: DAE3 SN471; Calibrated: 2018/12/3
- Phantom: SAM (30deg probe tilt) with CRP v5.0_20150321; Type: QD000P40CD; Serial: TP:1874
- Measurement SW: DASY52, Version 52.10 (2); SEMCAD X Version 14.6.12 (7470)

Area Scan (51x161x1): Interpolated grid: dx=1.200 mm, dy=1.200 mm

Maximum value of SAR (interpolated) = 0.247 W/kg

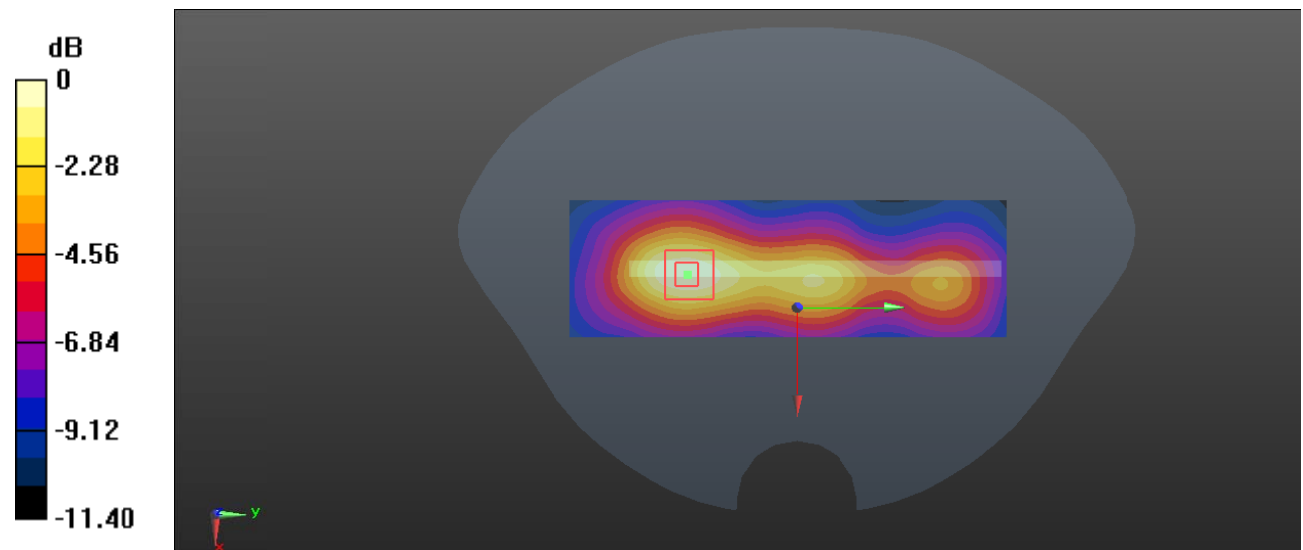
Zoom Scan (5x5x7)/Cube 0: Measurement grid: dx=8mm, dy=8mm, dz=5mm

Reference Value = 7.681 V/m; Power Drift = -0.02 dB

Peak SAR (extrapolated) = 0.304 W/kg

SAR(1 g) = 0.158 W/kg; SAR(10 g) = 0.089 W/kg

Maximum value of SAR (measured) = 0.245 W/kg



0 dB = 0.245 W/kg = -6.11 dBW/kg

Test Plot 111#: LTE Band 7_Body Top_1RB_Middle**DUT: Mobile phone; Type: BB4; Serial: 19090600121**

Communication System: Generic FDD-LTE; Frequency: 2535 MHz; Duty Cycle: 1:1
 Medium parameters used: $f = 2535$ MHz; $\sigma = 1.923$ S/m; $\epsilon_r = 37.969$; $\rho = 1000$ kg/m³ ;
 Phantom section: Flat Section

DASY5 Configuration:

- Probe: EX3DV4 - SN7441; ConvF(7.49, 7.49, 7.49) @ 2535 MHz; Calibrated: 2018/12/13
- Sensor-Surface: 1.4mm (Mechanical Surface Detection)
- Electronics: DAE3 SN471; Calibrated: 2018/12/3
- Phantom: SAM (30deg probe tilt) with CRP v5.0_20150321; Type: QD000P40CD; Serial: TP:1874
- Measurement SW: DASY52, Version 52.10 (2); SEMCAD X Version 14.6.12 (7470)

Area Scan (51x91x1): Interpolated grid: dx=1.200 mm, dy=1.200 mm

Maximum value of SAR (interpolated) = 0.318 W/kg

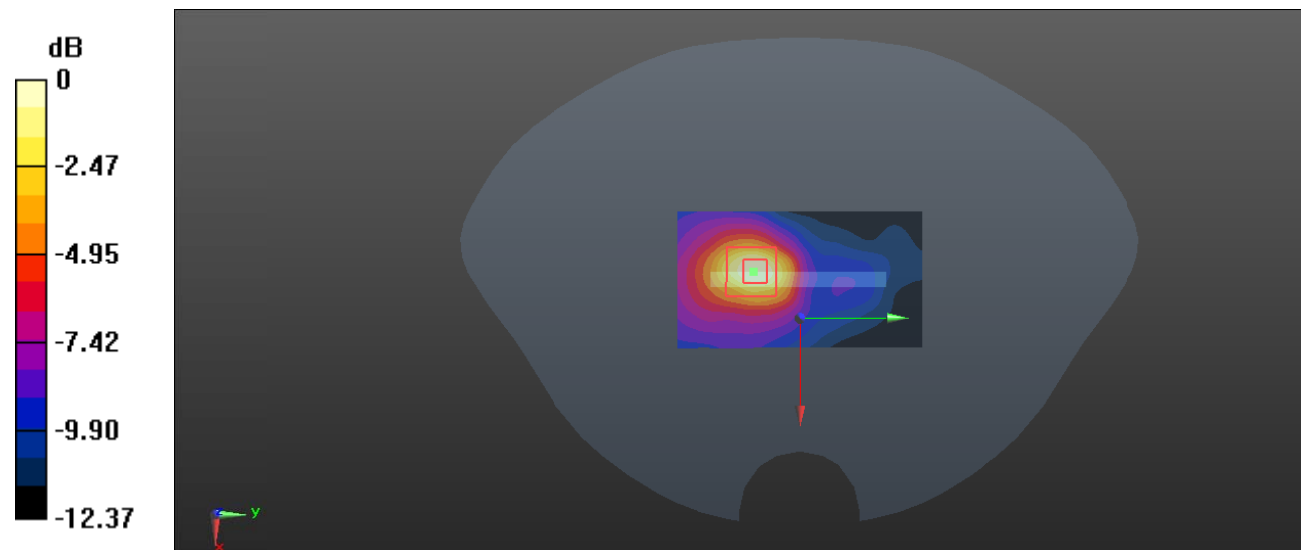
Zoom Scan (5x5x7)/Cube 0: Measurement grid: dx=8mm, dy=8mm, dz=5mm

Reference Value = 5.364 V/m; Power Drift = 0.15 dB

Peak SAR (extrapolated) = 0.386 W/kg

SAR(1 g) = 0.177 W/kg; SAR(10 g) = 0.087 W/kg

Maximum value of SAR (measured) = 0.297 W/kg



0 dB = 0.297 W/kg = -5.27 dBW/kg

Test Plot 112#: LTE Band 7_Body Top_50%RB_Middle**DUT: Mobile phone; Type: BB4; Serial: 19090600121**

Communication System: Generic FDD-LTE; Frequency: 2535 MHz; Duty Cycle: 1:1
 Medium parameters used: $f = 2535$ MHz; $\sigma = 1.923$ S/m; $\epsilon_r = 37.969$; $\rho = 1000$ kg/m³ ;
 Phantom section: Flat Section

DASY5 Configuration:

- Probe: EX3DV4 - SN7441; ConvF(7.49, 7.49, 7.49) @ 2535 MHz; Calibrated: 2018/12/13
- Sensor-Surface: 1.4mm (Mechanical Surface Detection)
- Electronics: DAE3 SN471; Calibrated: 2018/12/3
- Phantom: SAM (30deg probe tilt) with CRP v5.0_20150321; Type: QD000P40CD; Serial: TP:1874
- Measurement SW: DASY52, Version 52.10 (2); SEMCAD X Version 14.6.12 (7470)

Area Scan (51x91x1): Interpolated grid: dx=1.200 mm, dy=1.200 mm

Maximum value of SAR (interpolated) = 0.233 W/kg

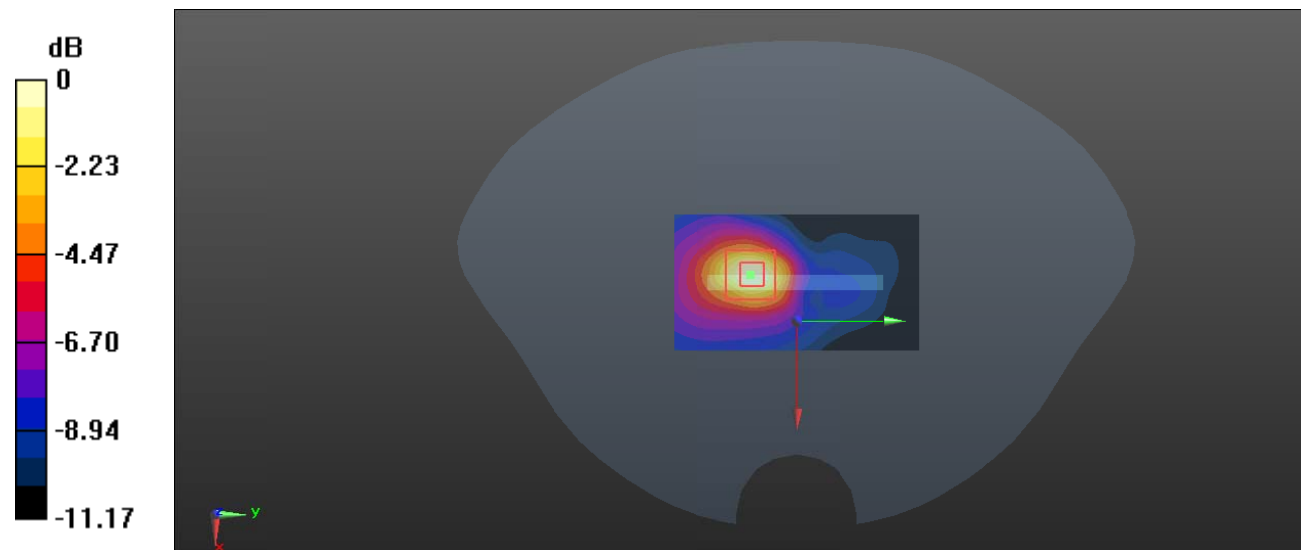
Zoom Scan (5x5x7)/Cube 0: Measurement grid: dx=8mm, dy=8mm, dz=5mm

Reference Value = 4.725 V/m; Power Drift = 0.09 dB

Peak SAR (extrapolated) = 0.286 W/kg

SAR(1 g) = 0.133 W/kg; SAR(10 g) = 0.068 W/kg

Maximum value of SAR (measured) = 0.221 W/kg



0 dB = 0.221 W/kg = -6.56 dBW/kg

Test Plot 113#: WLAN 2.4G Mode B_ Head Left Cheek _Middle**DUT: Mobile Phone; Type: BB4; Serial: 19090600121**

Communication System: IEEE 802.11b WiFi 2.4 GHz; Frequency: 2442 MHz; Duty Cycle: 1:1

Medium parameters used: $f = 2442$ MHz; $\sigma = 1.789$ S/m; $\epsilon_r = 40.307$; $\rho = 1000$ kg/m³

Phantom section: Left Section

DASY5 Configuration:

- Probe: EX3DV4 - SN7441; ConvF(7.49, 7.49, 7.49) @ 2442 MHz; Calibrated: 2018/12/13
- Sensor-Surface: 1.4mm (Mechanical Surface Detection)
- Electronics: DAE3 Sn471; Calibrated: 2018/12/3
- Phantom: SAM (30deg probe tilt) with CRP v5.0_20150321; Type: QD000P40CD; Serial: TP:1874
- Measurement SW: DASY52, Version 52.10 (2); SEMCAD X Version 14.6.12 (7470)

Area Scan (91x131x1): Interpolated grid: dx=1.200 mm, dy=1.200 mm

Maximum value of SAR (interpolated) = 1.39 W/kg


Zoom Scan (5x5x7)/Cube 0: Measurement grid: dx=8mm, dy=8mm, dz=5mm

Reference Value = 9.920 V/m; Power Drift = -0.07 dB

Peak SAR (extrapolated) = 2.06 W/kg

SAR(1 g) = 0.767 W/kg; SAR(10 g) = 0.293 W/kg

Maximum value of SAR (measured) = 1.50 W/kg



0 dB = 1.50 W/kg = 1.76 dBW/kg

Test Plot 114#: WLAN 2.4G Mode B_ Head Left Tilt _Middle**DUT: Mobile Phone; Type: BB4; Serial: 19090600121**

Communication System: IEEE 802.11b WiFi 2.4 GHz; Frequency: 2442 MHz; Duty Cycle: 1:1

Medium parameters used: $f = 2442$ MHz; $\sigma = 1.789$ S/m; $\epsilon_r = 40.307$; $\rho = 1000$ kg/m³

Phantom section: Left Section

DASY5 Configuration:

- Probe: EX3DV4 - SN7441; ConvF(7.49, 7.49, 7.49) @ 2442 MHz; Calibrated: 2018/12/13
- Sensor-Surface: 1.4mm (Mechanical Surface Detection)
- Electronics: DAE3 Sn471; Calibrated: 2018/12/3
- Phantom: SAM (30deg probe tilt) with CRP v5.0_20150321; Type: QD000P40CD; Serial: TP:1874
- Measurement SW: DASY52, Version 52.10 (2); SEMCAD X Version 14.6.12 (7470)

Area Scan (91x131x1): Interpolated grid: dx=1.200 mm, dy=1.200 mm

Maximum value of SAR (interpolated) = 1.49 W/kg


Zoom Scan (5x5x7)/Cube 0: Measurement grid: dx=8mm, dy=8mm, dz=5mm

Reference Value = 9.745 V/m; Power Drift = 0.04 dB

Peak SAR (extrapolated) = 1.87 W/kg

SAR(1 g) = 0.722 W/kg; SAR(10 g) = 0.273 W/kg

Maximum value of SAR (measured) = 1.42 W/kg



0 dB = 1.42 W/kg = 1.52 dBW/kg

Test Plot 115#: WLAN 2.4G Mode B_ Head Right Cheek _Middle**DUT: Mobile Phone; Type: BB4; Serial: 19090600121**

Communication System: IEEE 802.11b WiFi 2.4 GHz; Frequency: 2442 MHz; Duty Cycle: 1:1

Medium parameters used: $f = 2442$ MHz; $\sigma = 1.789$ S/m; $\epsilon_r = 40.307$; $\rho = 1000$ kg/m³

Phantom section: Right Section

DASY5 Configuration:

- Probe: EX3DV4 - SN7441; ConvF(7.49, 7.49, 7.49) @ 2442 MHz; Calibrated: 2018/12/13
- Sensor-Surface: 1.4mm (Mechanical Surface Detection)
- Electronics: DAE3 Sn471; Calibrated: 2018/12/3
- Phantom: SAM (30deg probe tilt) with CRP v5.0_20150321; Type: QD000P40CD; Serial: TP:1874
- Measurement SW: DASY52, Version 52.10 (2); SEMCAD X Version 14.6.12 (7470)

Area Scan (91x131x1): Interpolated grid: dx=1.200 mm, dy=1.200 mm

Maximum value of SAR (interpolated) = 0.490 W/kg


Zoom Scan (5x5x7)/Cube 0: Measurement grid: dx=8mm, dy=8mm, dz=5mm

Reference Value = 10.44 V/m; Power Drift = 0.11 dB

Peak SAR (extrapolated) = 0.662 W/kg

SAR(1 g) = 0.307 W/kg; SAR(10 g) = 0.141 W/kg

Maximum value of SAR (measured) = 0.500 W/kg



0 dB = 0.500 W/kg = -3.01 dBW/kg

Test Plot 116#: WLAN 2.4G Mode B_ Head Right Tilt _Middle**DUT: Mobile Phone; Type: BB4; Serial: 19090600121**

Communication System: IEEE 802.11b WiFi 2.4 GHz; Frequency: 2442 MHz; Duty Cycle: 1:1

Medium parameters used: $f = 2442$ MHz; $\sigma = 1.789$ S/m; $\epsilon_r = 40.307$; $\rho = 1000$ kg/m³

Phantom section: Right Section

DASY5 Configuration:

- Probe: EX3DV4 - SN7441; ConvF(7.49, 7.49, 7.49) @ 2442 MHz; Calibrated: 2018/12/13
- Sensor-Surface: 1.4mm (Mechanical Surface Detection)
- Electronics: DAE3 Sn471; Calibrated: 2018/12/3
- Phantom: SAM (30deg probe tilt) with CRP v5.0_20150321; Type: QD000P40CD; Serial: TP:1874
- Measurement SW: DASY52, Version 52.10 (2); SEMCAD X Version 14.6.12 (7470)

Area Scan (91x131x1): Interpolated grid: dx=1.200 mm, dy=1.200 mm

Maximum value of SAR (interpolated) = 0.468 W/kg


Zoom Scan (5x5x7)/Cube 0: Measurement grid: dx=8mm, dy=8mm, dz=5mm

Reference Value = 10.14 V/m; Power Drift = 0.03 dB

Peak SAR (extrapolated) = 0.642 W/kg

SAR(1 g) = 0.290 W/kg; SAR(10 g) = 0.133 W/kg

Maximum value of SAR (measured) = 0.470 W/kg



0 dB = 0.470 W/kg = -3.28 dBW/kg

Test Plot 117#: WLAN 2.4G Mode B_ Body Back _Middle**DUT: Mobile Phone; Type: BB4; Serial: 19090600121**

Communication System: IEEE 802.11b WiFi 2.4 GHz; Frequency: 2442 MHz; Duty Cycle: 1:1

Medium parameters used: $f = 2442$ MHz; $\sigma = 1.789$ S/m; $\epsilon_r = 40.307$; $\rho = 1000$ kg/m³

Phantom section: Flat Section

DASY5 Configuration:

- Probe: EX3DV4 - SN7441; ConvF(7.49, 7.49, 7.49) @ 2442 MHz; Calibrated: 2018/12/13
- Sensor-Surface: 1.4mm (Mechanical Surface Detection)
- Electronics: DAE3 Sn471; Calibrated: 2018/12/3
- Phantom: SAM (30deg probe tilt) with CRP v5.0_20150321; Type: QD000P40CD; Serial: TP:1874
- Measurement SW: DASY52, Version 52.10 (2); SEMCAD X Version 14.6.12 (7470)

Area Scan (91x171x1): Interpolated grid: dx=1.200 mm, dy=1.200 mm

Maximum value of SAR (interpolated) = 0.527 W/kg

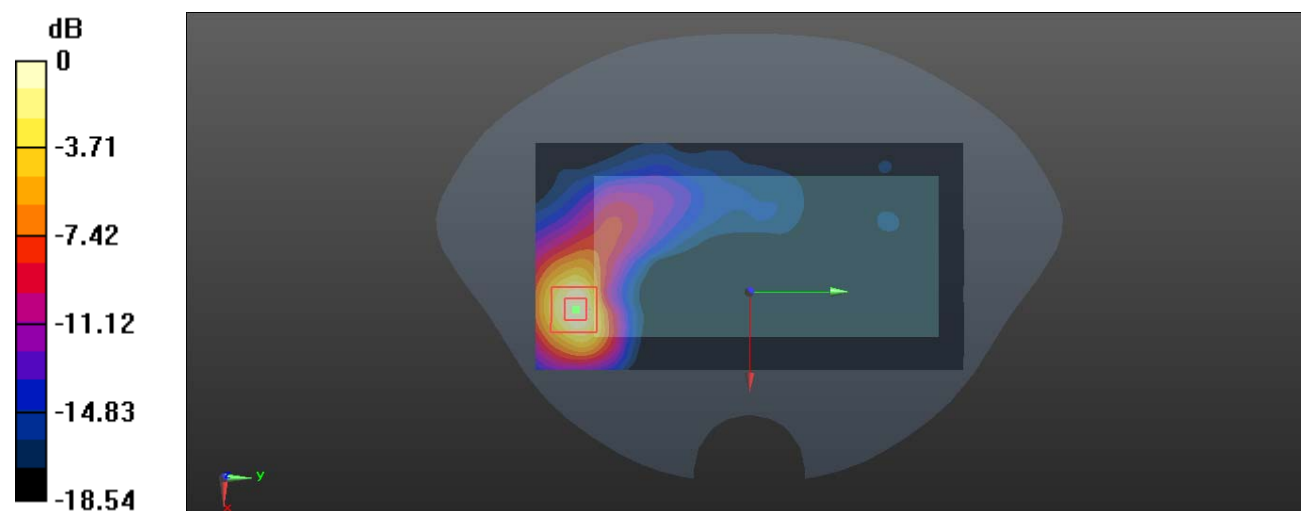
Zoom Scan (5x5x7)/Cube 0: Measurement grid: dx=8mm, dy=8mm, dz=5mm

Reference Value = 2.237 V/m; Power Drift = 0.17 dB

Peak SAR (extrapolated) = 0.602 W/kg

SAR(1 g) = 0.298 W/kg; SAR(10 g) = 0.140 W/kg

Maximum value of SAR (measured) = 0.485 W/kg



0 dB = 0.485 W/kg = -3.14 dBW/kg

Test Plot 118#: WLAN 2.4G Mode B_Body Front_Middle**DUT: Mobile Phone; Type: BB4; Serial: 19090600121**

Communication System: IEEE 802.11b WiFi 2.4 GHz; Frequency: 2442 MHz; Duty Cycle: 1:1

Medium parameters used: $f = 2442$ MHz; $\sigma = 1.798$ S/m; $\epsilon_r = 40.243$; $\rho = 1000$ kg/m³

Phantom section: Flat Section

DASY5 Configuration:

- Probe: EX3DV4 - SN7441; ConvF(7.49, 7.49, 7.49) @ 2442 MHz; Calibrated: 2018/12/13
- Sensor-Surface: 1.4mm (Mechanical Surface Detection)
- Electronics: DAE3 Sn471; Calibrated: 2018/12/3
- Phantom: SAM (30deg probe tilt) with CRP v5.0_20150321; Type: QD000P40CD; Serial: TP:1874
- Measurement SW: DASY52, Version 52.10 (2); SEMCAD X Version 14.6.12 (7470)

Area Scan (91x181x1): Interpolated grid: dx=1.200 mm, dy=1.200 mm

Maximum value of SAR (interpolated) = 0.410 W/kg

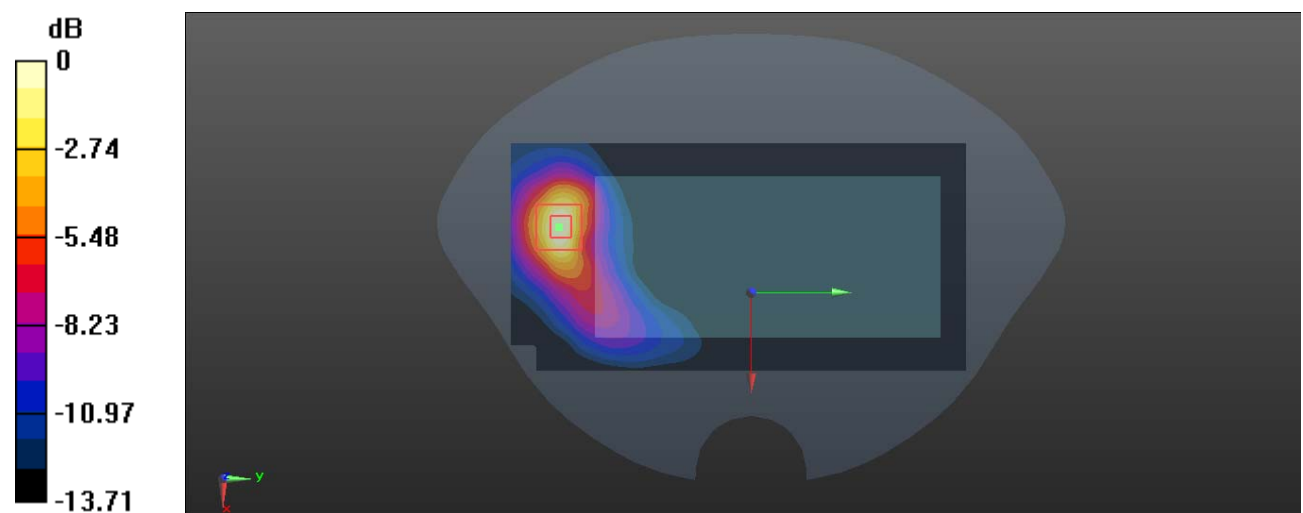
Zoom Scan (5x5x7)/Cube 0: Measurement grid: dx=8mm, dy=8mm, dz=5mm

Reference Value = 2.858 V/m; Power Drift = -0.19 dB

Peak SAR (extrapolated) = 0.514 W/kg

SAR(1 g) = 0.240 W/kg; SAR(10 g) = 0.114 W/kg

Maximum value of SAR (measured) = 0.400 W/kg



0 dB = 0.400 W/kg = -3.98 dBW/kg

Test Plot 119#: WLAN 2.4G Mode B_ Body Right _Middle**DUT: Mobile Phone; Type: BB4; Serial: 19090600121**

Communication System: IEEE 802.11b WiFi 2.4 GHz; Frequency: 2442 MHz; Duty Cycle: 1:1

Medium parameters used: $f = 2442$ MHz; $\sigma = 1.789$ S/m; $\epsilon_r = 40.307$; $\rho = 1000$ kg/m³

Phantom section: Flat Section

DASY5 Configuration:

- Probe: EX3DV4 - SN7441; ConvF(7.49, 7.49, 7.49) @ 2442 MHz; Calibrated: 2018/12/13
- Sensor-Surface: 1.4mm (Mechanical Surface Detection)
- Electronics: DAE3 Sn471; Calibrated: 2018/12/3
- Phantom: SAM (30deg probe tilt) with CRP v5.0_20150321; Type: QD000P40CD; Serial: TP:1874
- Measurement SW: DASY52, Version 52.10 (2); SEMCAD X Version 14.6.12 (7470)

Area Scan (51x171x1): Interpolated grid: dx=1.200 mm, dy=1.200 mm

Maximum value of SAR (interpolated) = 0.0817 W/kg

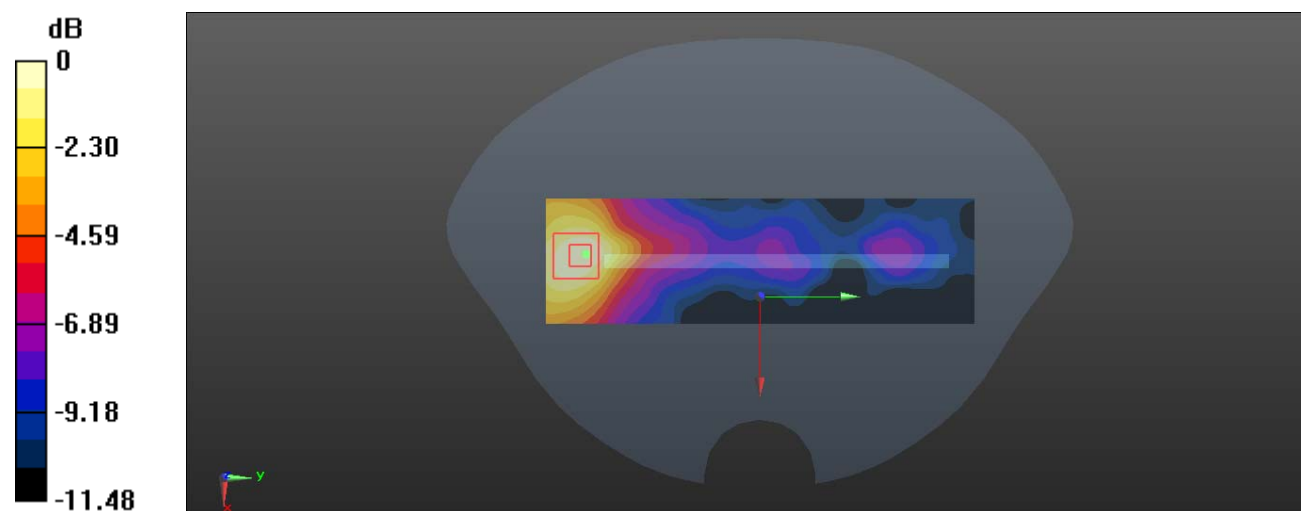
Zoom Scan (5x5x7)/Cube 0: Measurement grid: dx=8mm, dy=8mm, dz=5mm

Reference Value = 2.654 V/m; Power Drift = 0.10 dB

Peak SAR (extrapolated) = 0.0990 W/kg

SAR(1 g) = 0.055 W/kg; SAR(10 g) = 0.034 W/kg

Maximum value of SAR (measured) = 0.0812 W/kg



0 dB = 0.0812 W/kg = -10.90 dBW/kg

Test Plot 1120#: WLAN 2.4G Mode B_ Body Top _Middle**DUT: Mobile Phone; Type: BB4; Serial: 19090600121**

Communication System: IEEE 802.11b WiFi 2.4 GHz; Frequency: 2442 MHz; Duty Cycle: 1:1

Medium parameters used: $f = 2442$ MHz; $\sigma = 1.789$ S/m; $\epsilon_r = 40.307$; $\rho = 1000$ kg/m³

Phantom section: Flat Section

DASY5 Configuration:

- Probe: EX3DV4 - SN7441; ConvF(7.49, 7.49, 7.49) @ 2442 MHz; Calibrated: 2018/12/13
- Sensor-Surface: 1.4mm (Mechanical Surface Detection)
- Electronics: DAE3 Sn471; Calibrated: 2018/12/3
- Phantom: SAM (30deg probe tilt) with CRP v5.0_20150321; Type: QD000P40CD; Serial: TP:1874
- Measurement SW: DASY52, Version 52.10 (2); SEMCAD X Version 14.6.12 (7470)

Area Scan (51x91x1): Interpolated grid: dx=1.200 mm, dy=1.200 mm

Maximum value of SAR (interpolated) = 0.878 W/kg

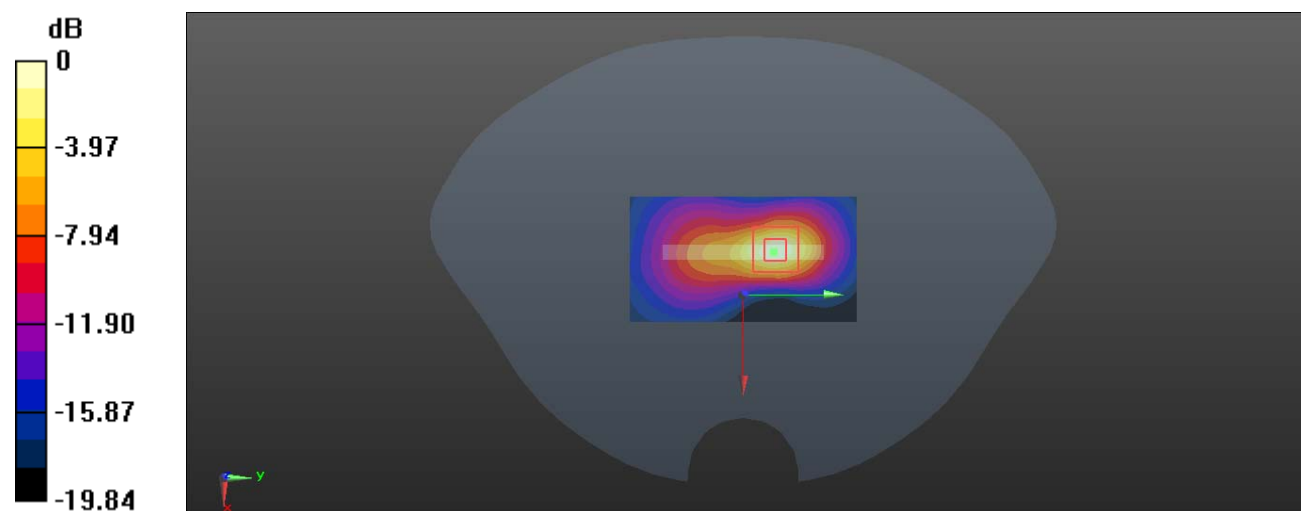
Zoom Scan (5x5x7)/Cube 0: Measurement grid: dx=8mm, dy=8mm, dz=5mm

Reference Value = 11.89 V/m; Power Drift = -0.08 dB

Peak SAR (extrapolated) = 1.13 W/kg

SAR(1 g) = 0.492 W/kg; SAR(10 g) = 0.205 W/kg

Maximum value of SAR (measured) = 0.884 W/kg



0 dB = 0.884 W/kg = -0.54 dBW/kg