


EUT Photos (Model: AC8)



EUT Antenna Locations















SAR Test Setup Photos

Head




Right Cheek



Right Tilted




Left Cheek



Left Tilted

Body




Front side (10mm)



Back side(10mm)




Left side(10mm)



Right side(10mm)



Top side(10mm)

EUT holder Perturbation Evaluation Test Setup Photos

DUT with device holder (DUT direct contact with the phantom)



DUT without device holder (DUT direct contact with the phantom)