




Photographs of the Test Configuration

Conducted Emission Test (Adapter mode)




Conducted Emission Test (POE mode)




For 2.4GHz



Radiated Emission Below 1GHz Test (Adapter mode)




Radiated Emission Below 1GHz Test (POE mode)





Radiated Emission Above 1GHz Test (Adapter mode)




Radiated Emission Above 1GHz Test (Adapter mode)



Radiated Emission Above 1GHz Test (POE mode)




Radiated Emission Above 1GHz Test (POE mode)




For 5GHz



Radiated Emission Below 1GHz Test (Adapter mode)




Radiated Emission Below 1GHz Test (POE mode)





Radiated Emission Above 1GHz Test (Adapter mode)



Radiated Emission Above 1GHz Test (Adapter mode)



Radiated Emission Above 1GHz Test (POE mode)



Radiated Emission Above 1GHz Test (POE mode)

