

Appendix: 2.4G WIFI

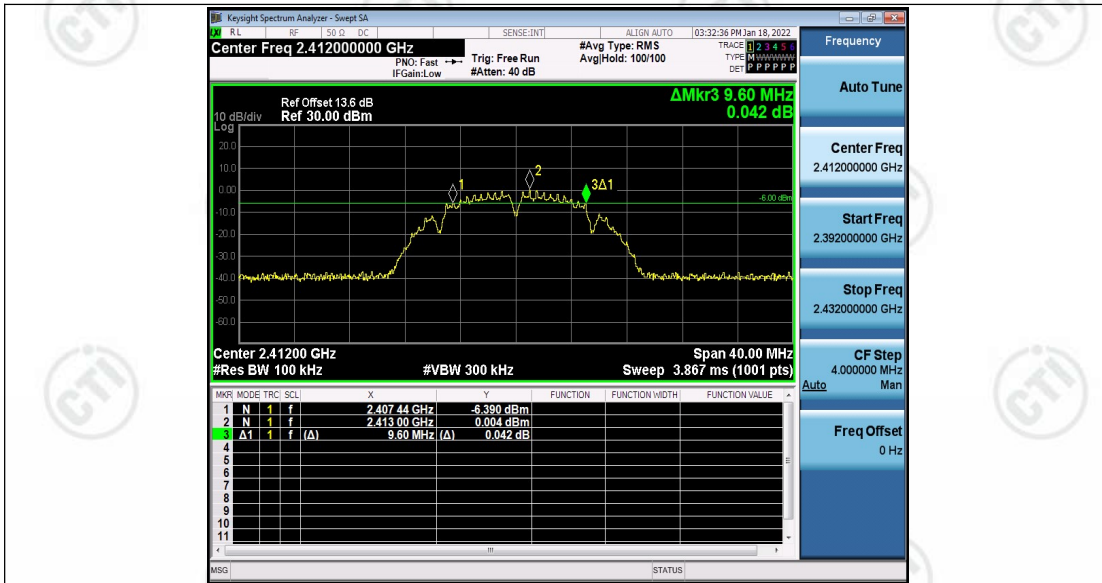
Contents

Appendix A: DTS Bandwidth.....	3
Test Result.....	3
Test Graphs.....	4
Appendix B: Occupied Channel Bandwidth.....	9
Test Result.....	9
Test Graphs.....	10
Appendix C: Maximum conducted output power.....	15
Test Result.....	15
Appendix D: Maximum power spectral density.....	16
Test Result.....	16
Test Graphs.....	17
Appendix E: Band edge measurements.....	22
Test Result.....	22
Test Graphs.....	23
Appendix F: Conducted Spurious Emission.....	26
Test Result.....	26
Test Graphs.....	27
Appendix G: Duty Cycle.....	41
Test Result.....	41
Test Graphs.....	42

Appendix A: DTS Bandwidth**Test Result**

Test Mode	Antenna	Channel	DTS BW [MHz]	FL[MHz]	FH[MHz]	Limit[MHz]	Verdict
11B	Ant1	2412	9.600	2407.440	2417.040	0.5	PASS
		2437	9.200	2432.400	2441.600	0.5	PASS
		2462	9.640	2457.440	2467.080	0.5	PASS
11G	Ant1	2412	16.480	2403.760	2420.240	0.5	PASS
		2437	16.520	2428.760	2445.280	0.5	PASS
		2462	16.400	2453.800	2470.200	0.5	PASS
11N20SISO	Ant1	2412	17.000	2403.560	2420.560	0.5	PASS
		2437	17.640	2428.200	2445.840	0.5	PASS
		2462	17.120	2453.440	2470.560	0.5	PASS

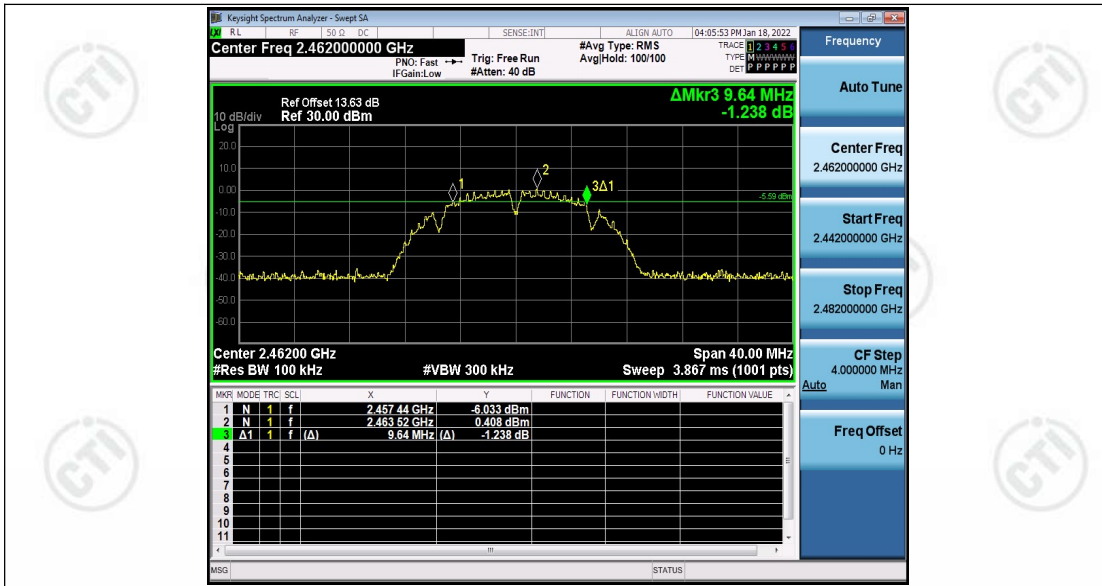
Test Graphs



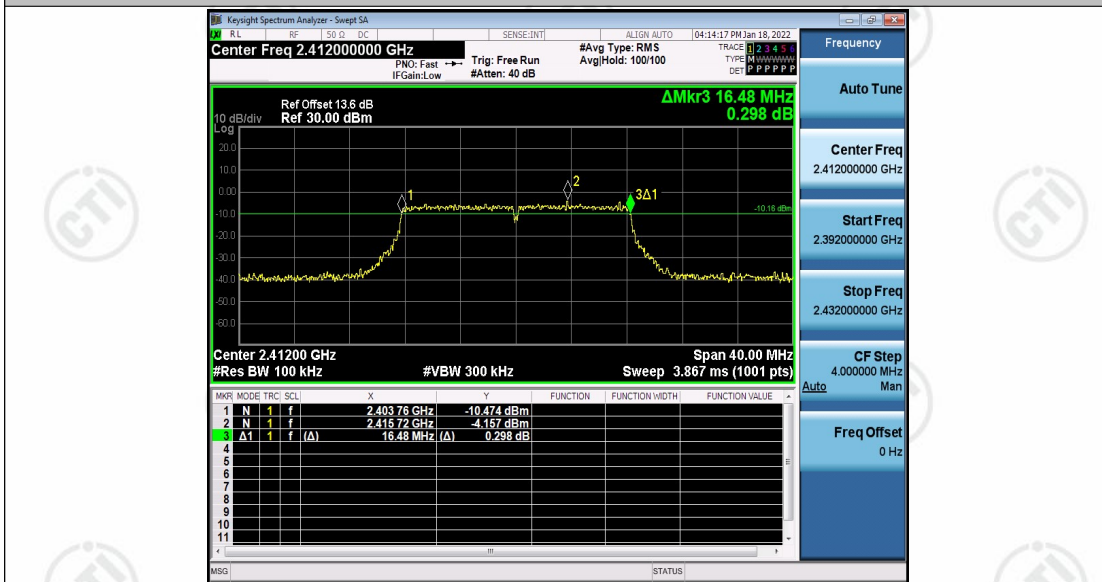
11B_Ant1_2412



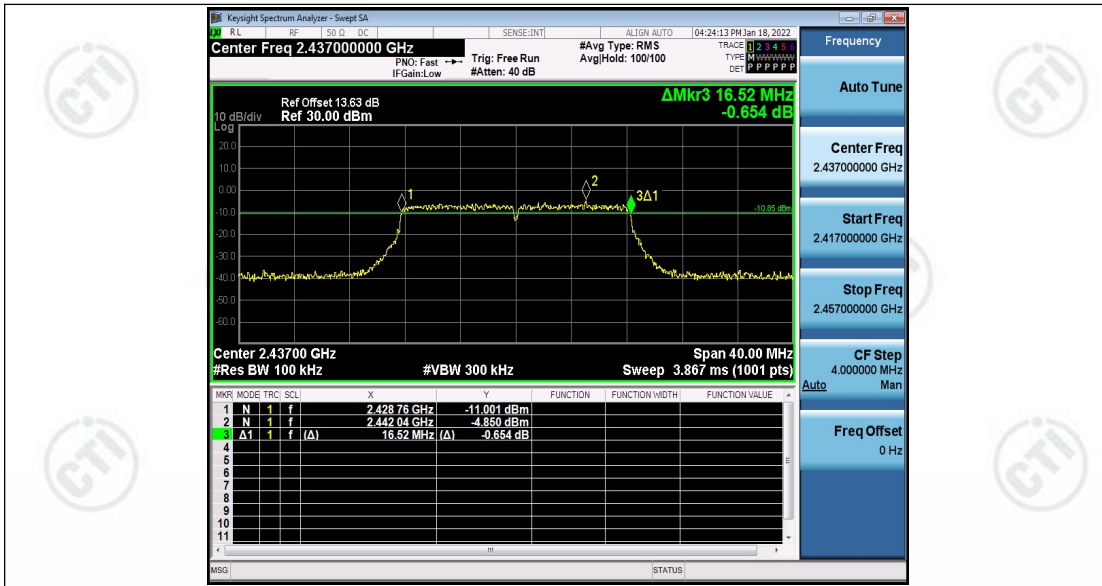
11B_Ant1_2437



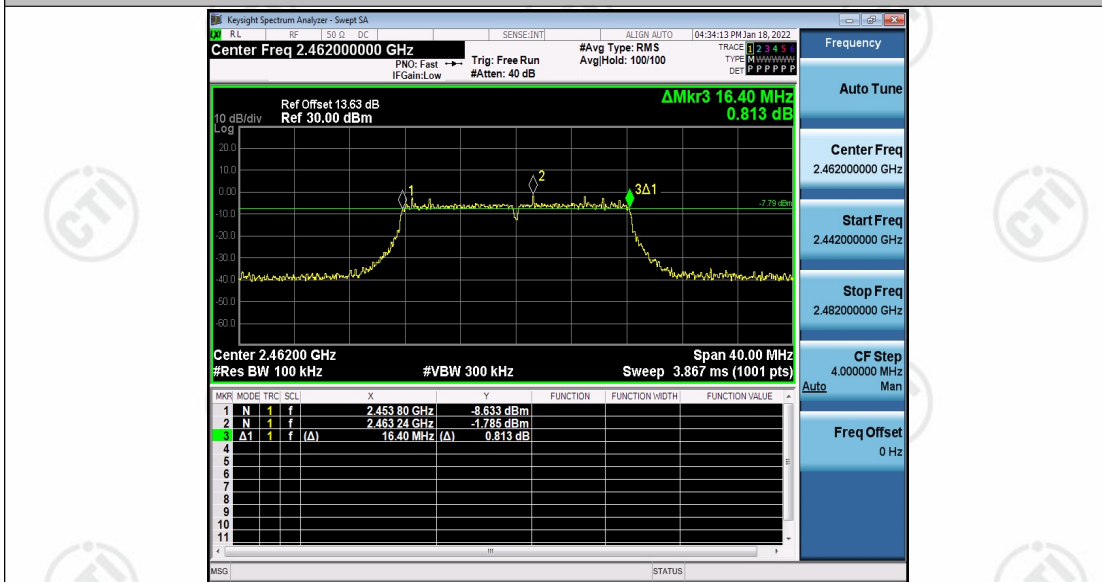
11B_Ant1_2462



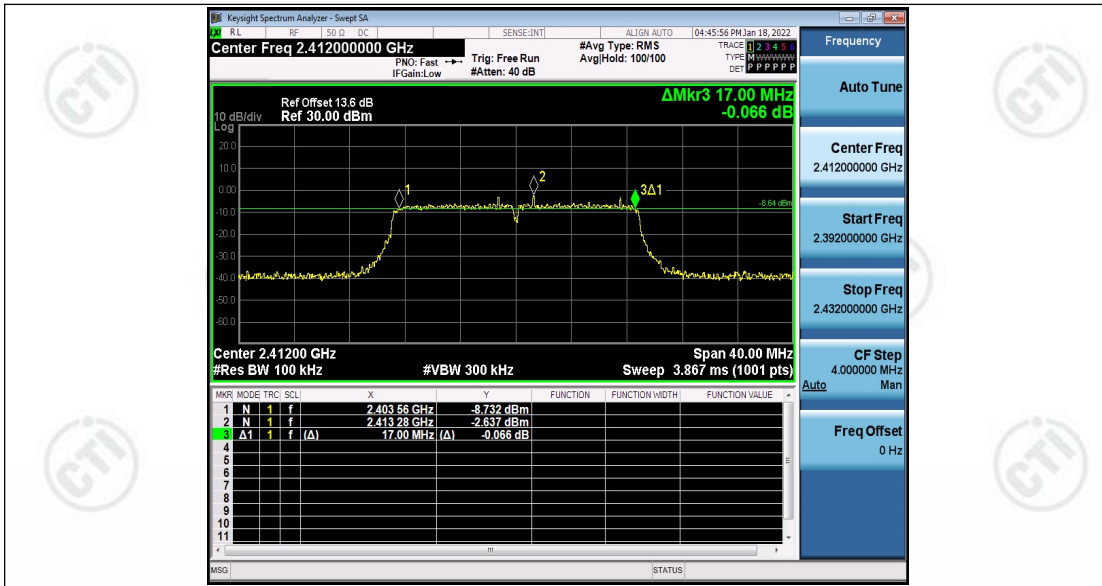
11G_Ant1_2412



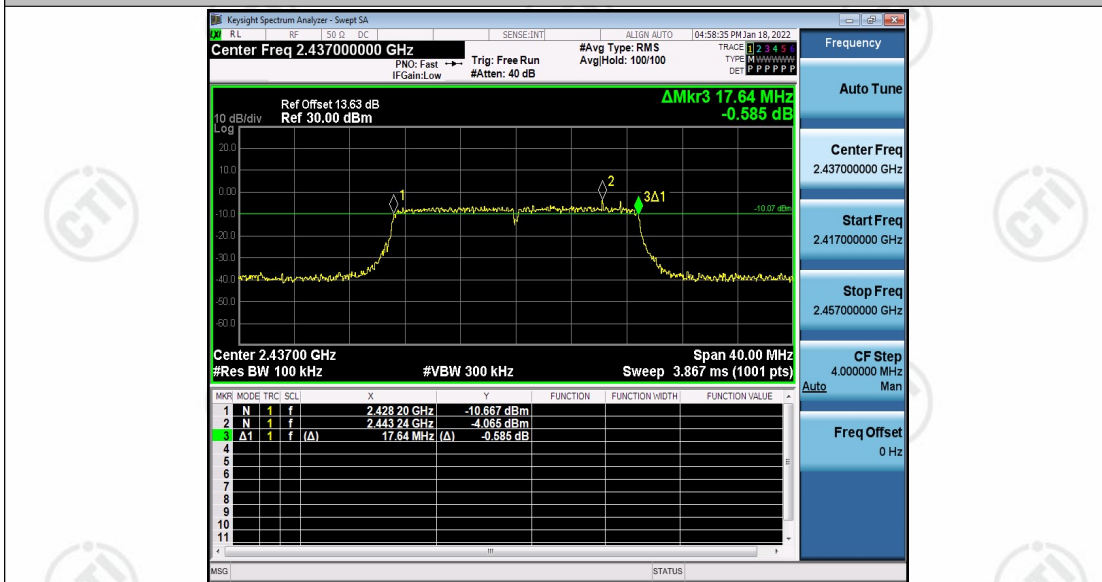
11G_Ant1_2437



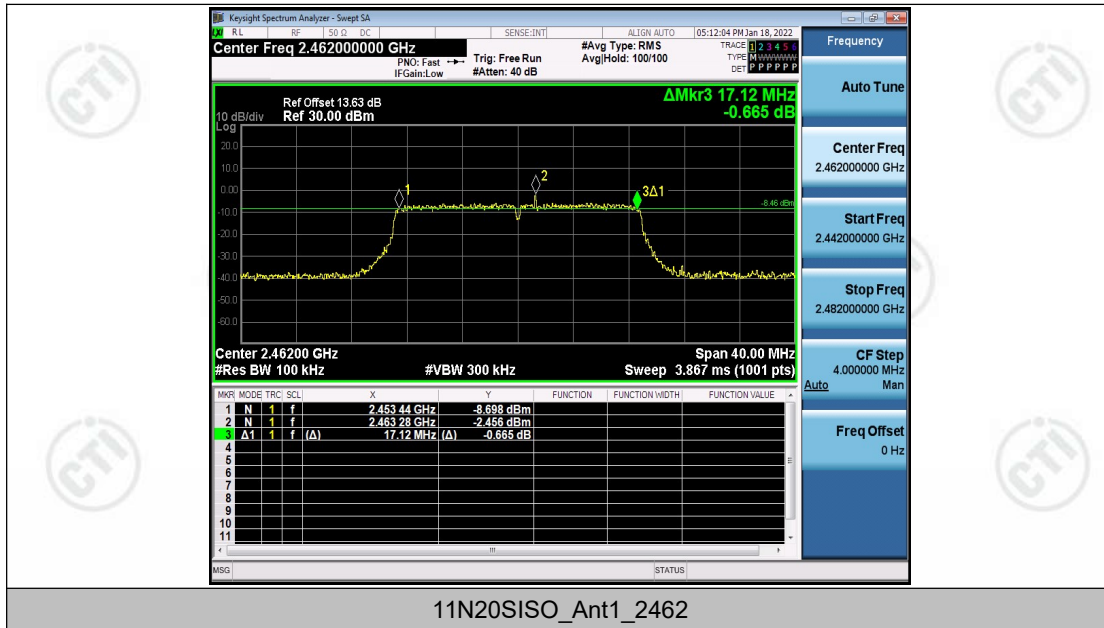
11G_Ant1_2462



11N20SISO_Ant1_2412



11N20SISO_Ant1_2437



Appendix B: Occupied Channel Bandwidth**Test Result**

Test Mode	Antenna	Channel	OCB [MHz]	FL[MHz]	FH[MHz]	Limit[MHz]	Verdict
11B	Ant1	2412	13.386	2405.350	2418.736	---	PASS
		2437	13.462	2430.310	2443.772	---	PASS
		2462	13.299	2455.394	2468.693	---	PASS
11G	Ant1	2412	16.925	2403.581	2420.506	---	PASS
		2437	16.995	2428.540	2445.535	---	PASS
		2462	16.897	2453.551	2470.448	---	PASS
11N20SISO	Ant1	2412	17.877	2403.071	2420.948	---	PASS
		2437	17.857	2428.088	2445.945	---	PASS
		2462	17.814	2453.173	2470.987	---	PASS

Test Graphs

