



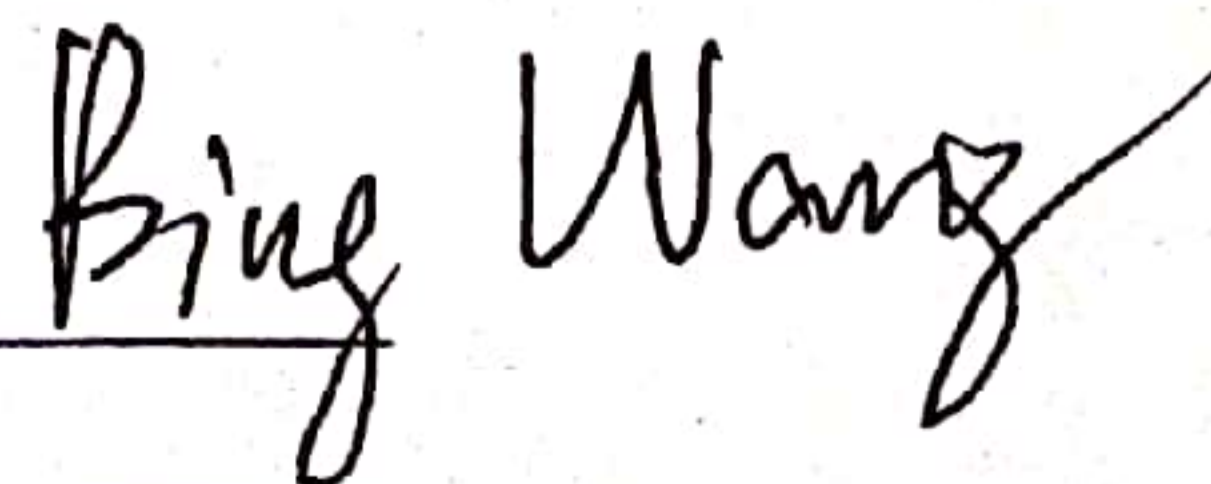
Description of differences in coverage of medical device models

Main test model	<p><u>PO6</u></p> 									
Covered model	<p><u>PO6A</u></p> 									
Difference description	<p>Their electrical circuit design, layout, components used and internal wiring are identical. Only the color of silicon finger-cot appearance is different, details as below:</p> <table border="1" style="margin-left: auto; margin-right: auto; border-collapse: collapse;"> <thead> <tr> <th>No.</th> <th>Model</th> <th>Appearance color</th> </tr> </thead> <tbody> <tr> <td style="text-align: center;">1</td> <td style="text-align: center;">PO6</td> <td style="text-align: center;">Blue</td> </tr> <tr> <td style="text-align: center;">2</td> <td style="text-align: center;">PO6A</td> <td style="text-align: center;">Gray</td> </tr> </tbody> </table>	No.	Model	Appearance color	1	PO6	Blue	2	PO6A	Gray
No.	Model	Appearance color								
1	PO6	Blue								
2	PO6A	Gray								

Shenzhen Viatom Technology Co., Ltd

4E, 3#, Tingwei Industrial Park, Honglang North 2nd Road, Baoan District, Shenzhen, China

Printed Name(Signature): _____ Bing Wang



Date: _____ 2020-10-25