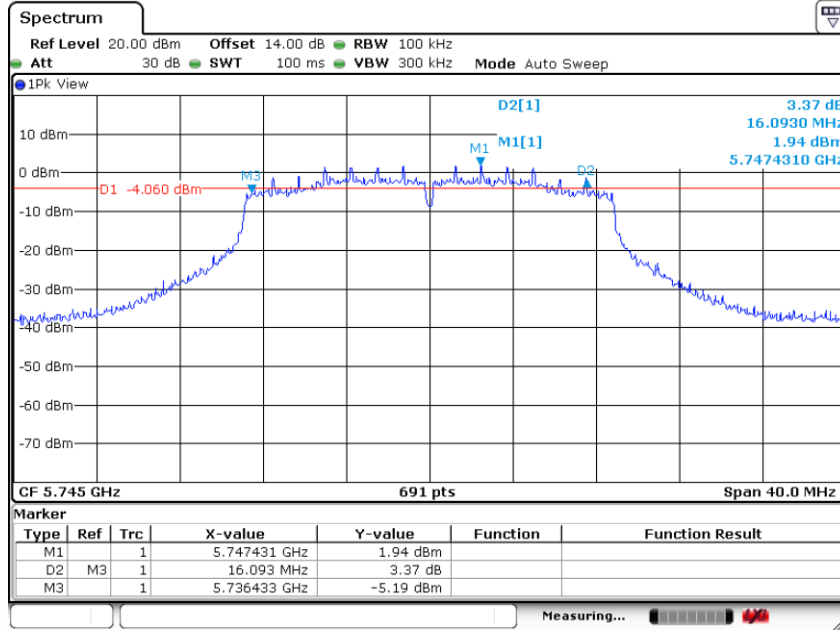
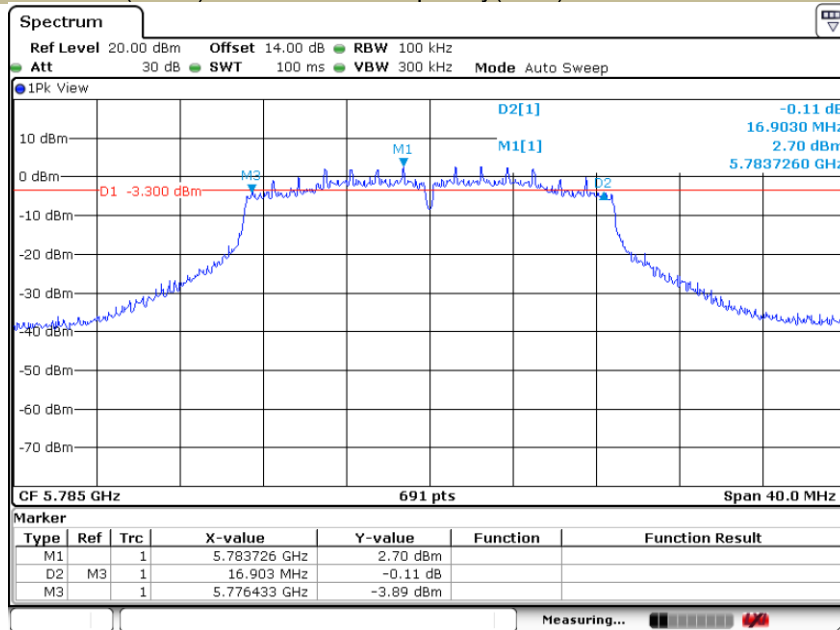


-6 dB Emission Bandwidth **U-NII - 3**
Test Model 802.11ac(HT20) **Frequency(MHz)** 5745



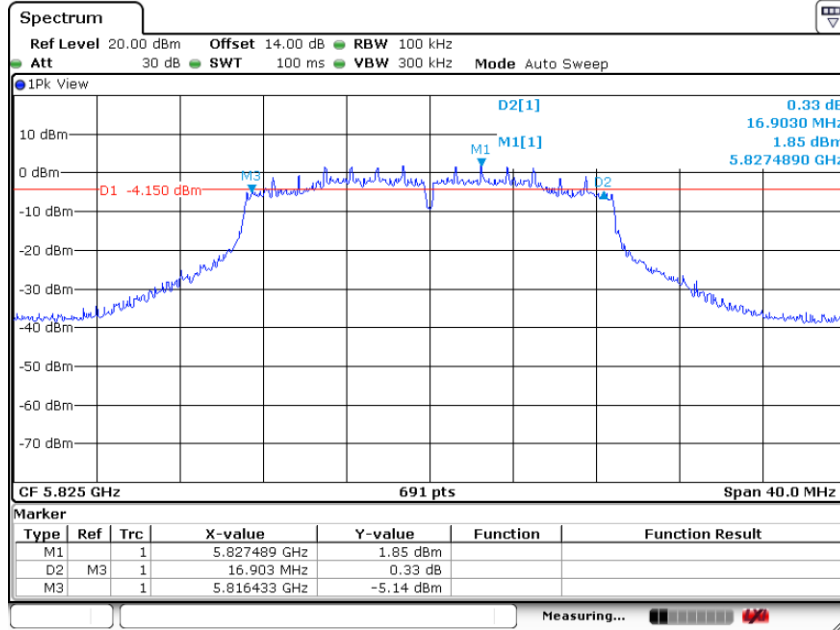
Date: 14.NOV.2020 12:43:33

-6 dB Emission Bandwidth **U-NII - 3**
Test Model 802.11ac(HT20) **Frequency(MHz)** 5785



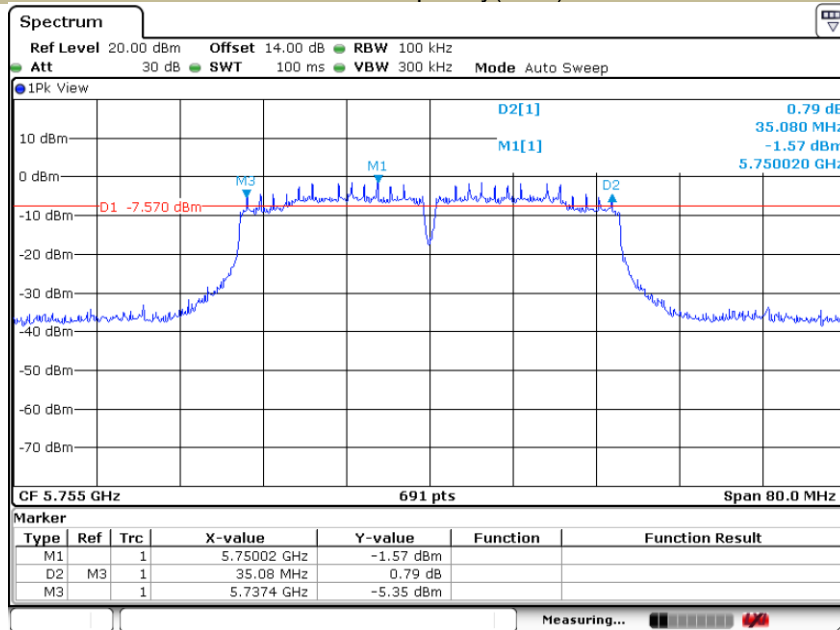
Date: 14.NOV.2020 12:46:03

-6 dB Emission Bandwidth **U-NII - 3**
Test Model 802.11ac(HT20) **Frequency(MHz)** 5825



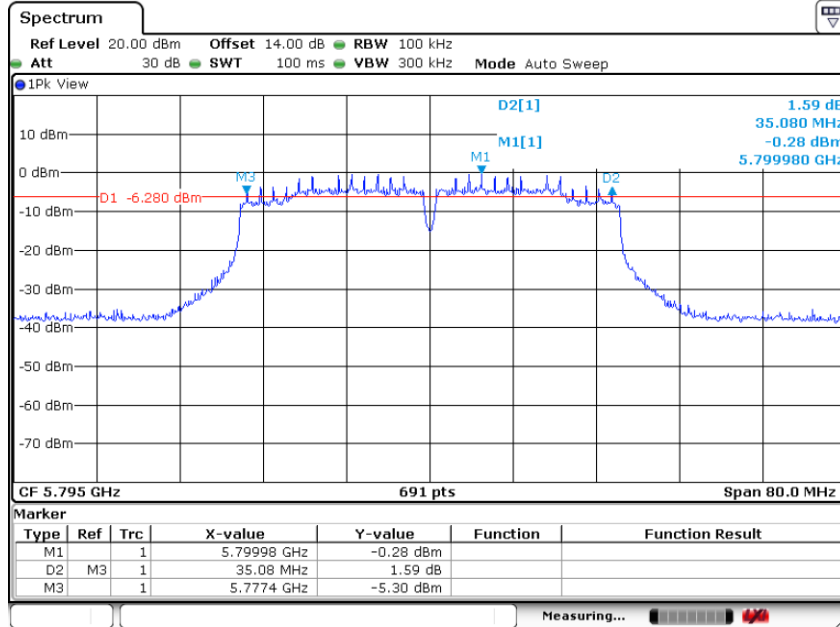
Date: 14.NOV.2020 12:49:20

-6 dB Emission Bandwidth **U-NII - 3**
Test Model 802.11n-HT40 **Frequency(MHz)** 5755

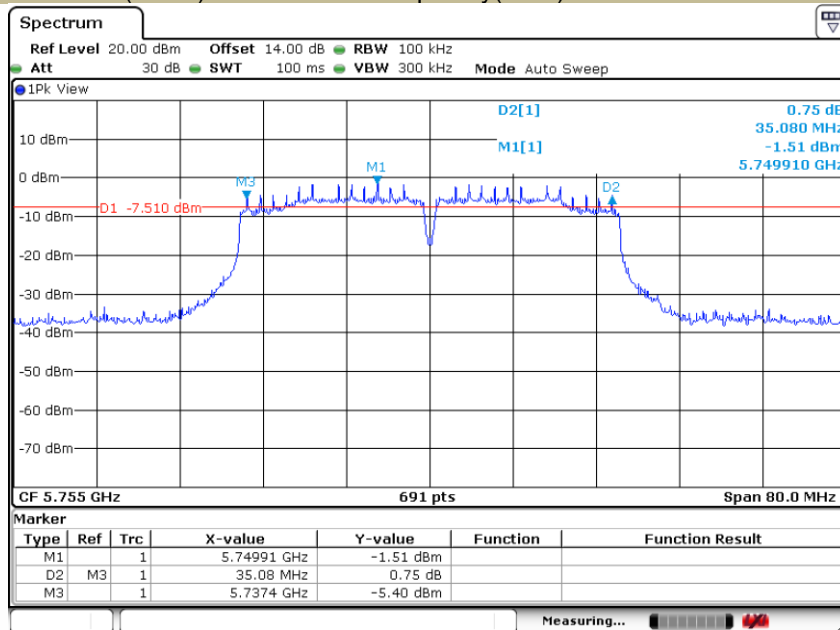


Date: 14.NOV.2020 12:51:35

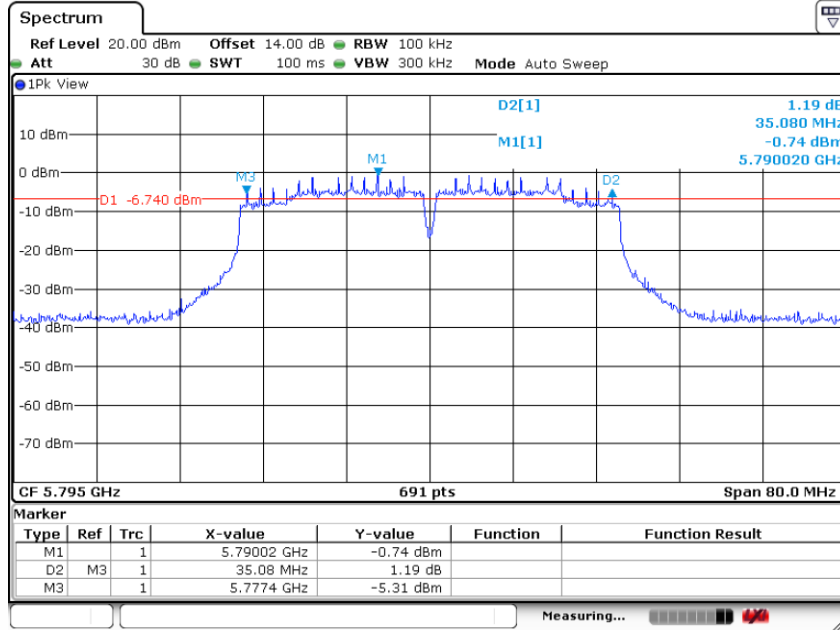
-6 dB Emission Bandwidth **U-NII - 3**
Test Model 802.11n-HT40 **Frequency(MHz)** 5795



-6 dB Emission Bandwidth **U-NII - 3**
Test Model 802.11ac(HT40) **Frequency(MHz)** 5755

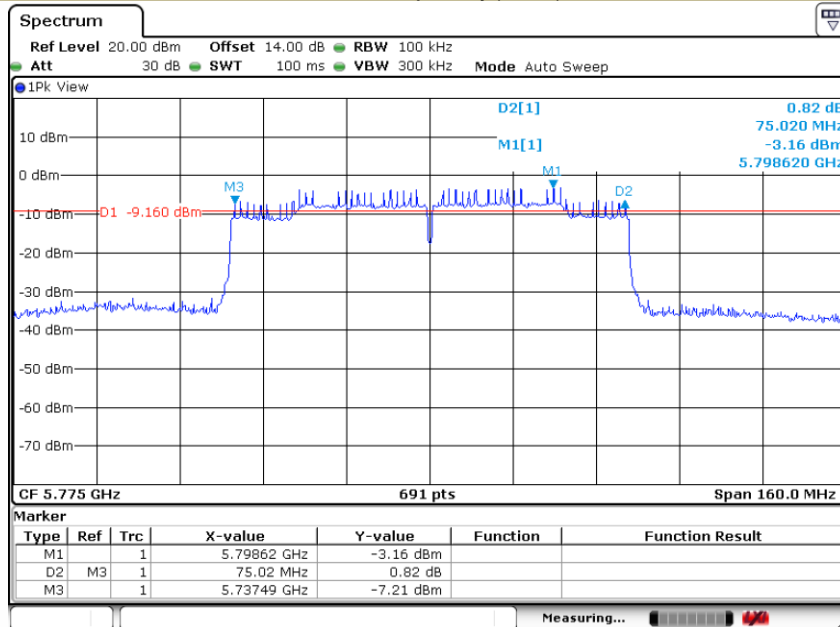


-6 dB Emission Bandwidth **U-NII - 3**
Test Model 802.11ac(HT40) **Frequency(MHz)** 5795



Date: 14.NOV.2020 12:56:27

-6 dB Emission Bandwidth **U-NII - 3**
Test Model 802.11ac 80 **Frequency(MHz)** 5775



Date: 14.NOV.2020 12:58:17

8.2 MAXIMUM CONDUCTED OUTPUT POWER

8.2.1 Applicable Standard

According to FCC Part 15.407(a)(1) for UNII Band I

According to FCC Part 15.407(a)(2) for UNII Band II-A and UNII Band II-C

According to FCC Part 15.407(a)(3) for UNII Band III

According to 789033 D02 Section II(E)

8.2.2 Conformance Limit

■ For the band 5.15-5.25 GHz,

(a) (1) (i) For an outdoor access point operating in the band 5.15-5.25 GHz, the maximum conducted output power over the frequency band of operation shall not exceed 1 W provided the maximum antenna gain does not exceed 6 dBi. In addition, the maximum power spectral density shall not exceed 17 dBm in any 1 megahertz band. If transmitting antennas of directional gain greater than 6 dBi are used, both the maximum conducted output power and the maximum power spectral density shall be reduced by the amount in dB that the directional gain of the antenna exceeds 6 dBi. The maximum e.i.r.p. at any elevation angle above 30 degrees as measured from the horizon must not exceed 125 mW (21 dBm).

(a) (1) (ii) For an indoor access point operating in the band 5.15-5.25 GHz, the maximum conducted output power over the frequency band of operation shall not exceed 1 W provided the maximum antenna gain does not exceed 6 dBi. In addition, the maximum power spectral density shall not exceed 17 dBm in any 1 megahertz band. If transmitting antennas of directional gain greater than 6 dBi are used, both the maximum conducted output power and the maximum power spectral density shall be reduced by the amount in dB that the directional gain of the antenna exceeds 6 dBi.

(a) (1) (iii) For fixed point-to-point access points operating in the band 5.15-5.25 GHz, the maximum conducted output power over the frequency band of operation shall not exceed 1 W. In addition, the maximum power spectral density shall not exceed 17 dBm in any 1 megahertz band. Fixed point-to-point U-NII devices may employ antennas with directional gain up to 23 dBi without any corresponding reduction in the maximum conducted output power or maximum power spectral density. For fixed point-to-point transmitters that employ a directional antenna gain greater than 23 dBi, a 1 dB reduction in maximum conducted output power and maximum power spectral density is required for each 1 dB of antenna gain in excess of 23 dBi. Fixed, point-to-point operations exclude the use of point-to-multipoint systems, omnidirectional applications, and multiple collocated transmitters transmitting the same information. The operator of the U-NII device, or if the equipment is professionally installed, the installer, is responsible for ensuring that systems employing high gain directional antennas are used exclusively for fixed, point-to-point operations.

(a) (1) (iv) For client devices in the 5.15-5.25 GHz band, the maximum conducted output power over the frequency band of operation shall not exceed 250 mW provided the maximum antenna gain does not exceed 6 dBi. In addition, the maximum power spectral density shall not exceed 11 dBm in any 1 megahertz band. If transmitting antennas of directional gain greater than 6 dBi are used, both the maximum conducted output power and the maximum power spectral density shall be reduced by the amount in dB that the directional gain of the antenna exceeds 6 dBi.

■ For the 5.25-5.35 GHz and 5.47-5.725 GHz bands

(a) (2) The maximum conducted output power over the frequency bands of operation shall not exceed the lesser of 250 mW or $11 \text{ dBm} + 10 \log B$, where B is the 26 dB emission bandwidth in megahertz. In addition, the maximum power spectral density shall not exceed 11 dBm in any 1 megahertz band. If transmitting antennas of directional gain greater than 6 dBi are used, both the maximum conducted output power and the maximum power spectral density shall be reduced by the amount in dB that the directional gain of the antenna exceeds 6 dBi.

■ For the band 5.725-5.85 GHz

(a) (3) for the band 5.725-5.85 GHz, the maximum conducted output power over the frequency band of operation shall not exceed 1 W. In addition, the maximum power spectral density shall not exceed 30

dBm in any 500-kHz band. If transmitting antennas of directional gain greater than 6 dBi are used, both the maximum conducted output power and the maximum power spectral density shall be reduced by the amount in dB that the directional gain of the antenna exceeds 6 dBi. However, fixed point-to-point U-NII devices operating in this band may employ transmitting antennas with directional gain greater than 6 dBi without any corresponding reduction in transmitter conducted power. Fixed, point-to-point operations exclude the use of point-to-multipoint systems, omnidirectional applications, and multiple collocated transmitters transmitting the same information. The operator of the U-NII device, or if the equipment is professionally installed, the installer, is responsible for ensuring that systems employing high gain directional antennas are used exclusively for fixed, point-to-point operations

8.2.3 Test Configuration

Test according to clause 6.1 radio frequency test setup

8.2.4 Test Procedure

The maximum average conducted output power can be measured using Method PM-G (Measurement using a gated RF average power meter):

Measurements may be performed using a wideband gated RF power meter provided that the gate parameters are adjusted such that the power is measured only when the EUT is transmitting at its maximum power control level. Since the measurement is made only during the ON time of the transmitter, no duty cycle correction factor is required.

- a. The Transmitter output (antenna port) was connected to the power meter.
- b. Turn on the EUT and power meter and then record the power value.
- c. Repeat above procedures on all channels needed to be tested.

8.2.5 Test Results

1T1R - Antenna 1

Band	Operating mode	Channel Number	Channel Freq. (MHz)	Conducted Output Power(dBm)	Limit (dBm)	Verdict
U-NII – 1	802.11a	CH36	5180	13.86	24	Pass
		CH40	5200	13.92	24	Pass
		CH48	5240	14.55	24	Pass
	802.11n-HT20	CH36	5180	12.87	24	Pass
		CH40	5200	13.56	24	Pass
		CH48	5240	13.80	24	Pass
	802.11ac(HT20)	CH36	5180	12.70	24	Pass
		CH40	5200	13.53	24	Pass
		CH48	5240	13.45	24	Pass
	802.11n-HT40	CH38	5190	10.23	24	Pass
		CH46	5230	11.70	24	Pass
	802.11ac(HT40)	CH38	5190	12.56	24	Pass
		CH46	5230	11.93	24	Pass
	802.11ac(HT80)	CH42	5210	9.42	24	Pass

Band	Operating mode	Channel Number	Channel Freq. (MHz)	Conducted Output Power(dBm)	Limit (dBm)	Verdict
U-NII – 2A	802.11a	CH52	5260	14.49	24	Pass
		CH56	5280	13.23	24	Pass
		CH64	5320	13.46	24	Pass
	802.11n-HT20	CH52	5260	12.25	24	Pass
		CH56	5280	12.96	24	Pass
		CH64	5320	12.52	24	Pass
	802.11ac(HT20)	CH52	5260	14.70	24	Pass
		CH56	5280	14.49	24	Pass
		CH64	5320	15.02	24	Pass
	802.11n-HT40	CH54	5270	12.01	24	Pass
		CH62	5310	11.99	24	Pass
	802.11ac(HT40)	CH54	5270	14.04	24	Pass
		CH62	5310	13.92	24	Pass
	802.11ac(HT80)	CH58	5290	9.90	24	Pass

Band	Operating mode	Channel Number	Channel Freq. (MHz)	Conducted Output Power(dBm)	Limit (dBm)	Verdict
U-NII – 2C	802.11a	CH100	5500	14.69	24	Pass
		CH116	5580	15.82	24	Pass
		CH140	5700	15.27	24	Pass
	802.11n-HT20	CH100	5500	14.22	24	Pass
		CH116	5580	14.87	24	Pass
		CH140	5700	15.98	24	Pass
	802.11ac(HT20)	CH100	5500	14.86	24	Pass
		CH116	5580	14.93	24	Pass
		CH140	5700	15.68	24	Pass
	802.11n-HT40	CH102	5510	12.15	24	Pass
		CH134	5670	12.71	24	Pass
	802.11ac(HT40)	CH102	5510	12.14	24	Pass
		CH134	5670	12.74	24	Pass
	802.11ac(HT80)	CH106	5530	11.93	24	Pass

Band	Operating mode	Channel Number	Channel Freq. (MHz)	Conducted Output Power(dBm)	Limit (dBm)	Verdict
U-NII – 3	802.11a	CH149	5745	15.62	30	Pass
		CH157	5785	15.84	30	Pass
		CH165	5825	16.19	30	Pass
	802.11n-HT20	CH149	5745	16.86	30	Pass
		CH157	5785	16.81	30	Pass
		CH165	5825	16.49	30	Pass
	802.11ac(HT20)	CH149	5745	16.60	30	Pass
		CH157	5785	16.98	30	Pass
		CH165	5825	16.29	30	Pass
	802.11n-HT40	CH151	5755	14.14	30	Pass
		CH159	5795	13.96	30	Pass
	802.11ac(HT40)	CH151	5755	12.88	30	Pass
		CH159	5795	12.13	30	Pass
	802.11ac(HT80)	CH155	5775	12.45	30	Pass

1T1R - Antenna 2

Band	Operating mode	Channel Number	Channel Freq. (MHz)	Conducted Output Power(dBm)	Limit (dBm)	Verdict
U-NII – 1	802.11a	CH36	5180	12.63	24	Pass
		CH40	5200	11.69	24	Pass
		CH48	5240	12.45	24	Pass
	802.11n-HT20	CH36	5180	12.16	24	Pass
		CH40	5200	11.81	24	Pass
		CH48	5240	11.81	24	Pass
	802.11ac(HT20)	CH36	5180	11.87	24	Pass
		CH40	5200	12.11	24	Pass
		CH48	5240	12.11	24	Pass
	802.11n-HT40	CH38	5190	12.00	24	Pass
		CH46	5230	11.95	24	Pass
	802.11ac(HT40)	CH38	5190	13.14	24	Pass
		CH46	5230	13.04	24	Pass
	802.11ac(HT80)	CH42	5210	10.03	24	Pass

Band	Operating mode	Channel Number	Channel Freq. (MHz)	Conducted Output Power(dBm)	Limit (dBm)	Verdict
U-NII – 2A	802.11a	CH52	5260	13.65	24	Pass
		CH56	5280	13.23	24	Pass
		CH64	5320	13.30	24	Pass
	802.11n-HT20	CH52	5260	13.16	24	Pass
		CH56	5280	13.53	24	Pass
		CH64	5320	13.93	24	Pass
	802.11ac(HT20)	CH52	5260	13.57	24	Pass
		CH56	5280	13.29	24	Pass
		CH64	5320	13.27	24	Pass
	802.11n-HT40	CH54	5270	11.92	24	Pass
		CH62	5310	12.34	24	Pass
	802.11ac(HT40)	CH54	5270	12.98	24	Pass
		CH62	5310	13.48	24	Pass
	802.11ac(HT80)	CH58	5290	10.38	24	Pass

Band	Operating mode	Channel Number	Channel Freq. (MHz)	Conducted Output Power(dBm)	Limit (dBm)	Verdict
U-NII – 2C	802.11a	CH100	5500	13.84	24	Pass
		CH116	5580	14.50	24	Pass
		CH140	5700	15.20	24	Pass
	802.11n-HT20	CH100	5500	13.59	24	Pass
		CH116	5580	13.84	24	Pass
		CH140	5700	15.70	24	Pass
	802.11ac(HT20)	CH100	5500	13.53	24	Pass
		CH116	5580	13.73	24	Pass
		CH140	5700	14.92	24	Pass
	802.11n-HT40	CH102	5510	13.80	24	Pass
		CH134	5670	14.75	24	Pass
	802.11ac(HT40)	CH102	5510	13.22	24	Pass
		CH134	5670	14.80	24	Pass
	802.11ac(HT80)	CH106	5530	12.39	24	Pass

Band	Operating mode	Channel Number	Channel Freq. (MHz)	Conducted Output Power(dBm)	Limit (dBm)	Verdict
U-NII – 3	802.11a	CH149	5745	15.87	30	Pass
		CH157	5785	16.12	30	Pass
		CH165	5825	15.84	30	Pass
	802.11n-HT20	CH149	5745	15.13	30	Pass
		CH157	5785	15.57	30	Pass
		CH165	5825	15.33	30	Pass
	802.11ac(HT20)	CH149	5745	15.50	30	Pass
		CH157	5785	15.96	30	Pass
		CH165	5825	15.69	30	Pass
	802.11n-HT40	CH151	5755	12.09	30	Pass
		CH159	5795	12.77	30	Pass
	802.11ac(HT40)	CH151	5755	11.97	30	Pass
		CH159	5795	11.56	30	Pass
	802.11ac(HT80)	CH155	5775	13.16	30	Pass

For 2T2R

Band	Operating mode	Channel Number	Channel Freq. (MHz)	Conducted Output Power(dBm)	Limit (dBm)	Verdict
U-NII - 1	802.11n-HT20	CH36	5180	15.54	24	Pass
		CH40	5200	15.78	24	Pass
		CH48	5240	15.93	24	Pass
	802.11ac(HT20)	CH36	5180	15.32	24	Pass
		CH40	5200	15.89	24	Pass
		CH48	5240	15.84	24	Pass
	802.11n-HT40	CH38	5190	14.21	24	Pass
		CH46	5230	14.84	24	Pass
	802.11ac(HT40)	CH38	5190	15.87	24	Pass
		CH46	5230	15.53	24	Pass
	802.11ac(HT80)	CH42	5210	12.75	24	Pass

Band	Operating mode	Channel Number	Channel Freq. (MHz)	Conducted Output Power(dBm)	Limit (dBm)	Verdict
U-NII – 2A	802.11n-HT20	CH52	5260	15.74	24	Pass
		CH56	5280	16.26	24	Pass
		CH64	5320	16.29	24	Pass
	802.11ac(HT20)	CH52	5260	17.18	24	Pass
		CH56	5280	16.94	24	Pass
		CH64	5320	17.24	24	Pass
	802.11n-HT40	CH54	5270	14.98	24	Pass
		CH62	5310	15.18	24	Pass
	802.11ac(HT40)	CH54	5270	16.55	24	Pass
		CH62	5310	16.72	24	Pass
	802.11ac(HT80)	CH58	5290	13.16	24	Pass

Band	Operating mode	Channel Number	Channel Freq. (MHz)	Conducted Output Power(dBm)	Limit (dBm)	Verdict
U-NII – 2C	802.11n-HT20	CH100	5500	16.93	24	Pass
		CH116	5580	17.40	24	Pass
		CH140	5700	18.85	24	Pass
	802.11ac(HT20)	CH100	5500	17.26	24	Pass
		CH116	5580	17.38	24	Pass
		CH140	5700	18.33	24	Pass
	802.11n-HT40	CH102	5510	16.06	24	Pass
		CH134	5670	16.86	24	Pass
	802.11ac(HT40)	CH102	5510	15.72	24	Pass
		CH134	5670	16.90	24	Pass
	802.11ac(HT80)	CH106	5530	15.18	24	Pass

Band	Operating mode	Channel Number	Channel Freq. (MHz)	Conducted Output Power(dBm)	Limit (dBm)	Verdict
U-NII – 3	802.11n-HT20	CH149	5745	19.09	30	Pass
		CH157	5785	19.24	30	Pass
		CH165	5825	18.96	30	Pass
	802.11ac(HT20)	CH149	5745	19.10	30	Pass
		CH157	5785	19.51	30	Pass
		CH165	5825	19.01	30	Pass
	802.11n-HT40	CH151	5755	16.25	30	Pass
		CH159	5795	16.42	30	Pass
	802.11ac(HT40)	CH151	5755	15.46	30	Pass
		CH159	5795	14.86	30	Pass
	802.11ac(HT80)	CH155	5775	15.83	30	Pass

8.3 MAXIMUM PEAK POWER DENSITY

8.3.1 Applicable Standard

According to FCC Part 15.407(a)(1) for UNII Band I

According to FCC Part 15.407(a)(2) for UNII Band II-A and UNII Band II-C

According to FCC Part 15.407(a)(3) for UNII Band III

According to 789033 D02 Section II(F)

8.3.2 Conformance Limit

■ For the band 5.15-5.25 GHz,

(a) (1) (i) For an outdoor access point operating in the band 5.15-5.25 GHz, the maximum conducted output power over the frequency band of operation shall not exceed 1 W provided the maximum antenna gain does not exceed 6 dBi. In addition, the maximum power spectral density shall not exceed 17 dBm in any 1 megahertz band. If transmitting antennas of directional gain greater than 6 dBi are used, both the maximum conducted output power and the maximum power spectral density shall be reduced by the amount in dB that the directional gain of the antenna exceeds 6 dBi. The maximum e.i.r.p. at any elevation angle above 30 degrees as measured from the horizon must not exceed 125 mW (21 dBm).

(a) (1) (ii) For an indoor access point operating in the band 5.15-5.25 GHz, the maximum conducted output power over the frequency band of operation shall not exceed 1 W provided the maximum antenna gain does not exceed 6 dBi. In addition, the maximum power spectral density shall not exceed 17 dBm in any 1 megahertz band. If transmitting antennas of directional gain greater than 6 dBi are used, both the maximum conducted output power and the maximum power spectral density shall be reduced by the amount in dB that the directional gain of the antenna exceeds 6 dBi.

(a) (1) (iii) For fixed point-to-point access points operating in the band 5.15-5.25 GHz, the maximum conducted output power over the frequency band of operation shall not exceed 1 W. In addition, the maximum power spectral density shall not exceed 17 dBm in any 1 megahertz band. Fixed point-to-point U-NII devices may employ antennas with directional gain up to 23 dBi without any corresponding reduction in the maximum conducted output power or maximum power spectral density. For fixed point-to-point transmitters that employ a directional antenna gain greater than 23 dBi, a 1 dB reduction in maximum conducted output power and maximum power spectral density is required for each 1 dB of antenna gain in excess of 23 dBi. Fixed, point-to-point operations exclude the use of point-to-multipoint systems, omnidirectional applications, and multiple collocated transmitters transmitting the same information. The operator of the U-NII device, or if the equipment is professionally installed, the installer, is responsible for ensuring that systems employing high gain directional antennas are used exclusively for fixed, point-to-point operations.

(a) (1) (iv) For client devices in the 5.15-5.25 GHz band, the maximum conducted output power over the frequency band of operation shall not exceed 250 mW provided the maximum antenna gain does not exceed 6 dBi. In addition, the maximum power spectral density shall not exceed 11 dBm in any 1 megahertz band. If transmitting antennas of directional gain greater than 6 dBi are used, both the maximum conducted output power and the maximum power spectral density shall be reduced by the amount in dB that the directional gain of the antenna exceeds 6 dBi.

■ For the 5.25-5.35 GHz and 5.47-5.725 GHz bands

(b) (2) The maximum conducted output power over the frequency bands of operation shall not exceed the lesser of 250 mW or $11 \text{ dBm} + 10 \log B$, where B is the 26 dB emission bandwidth in megahertz. In addition, the maximum power spectral density shall not exceed 11 dBm in any 1 megahertz band. If transmitting antennas of directional gain greater than 6 dBi are used, both the maximum conducted output power and the maximum power spectral density shall be reduced by the amount in dB that the directional gain of the antenna exceeds 6 dBi.

■ For the band 5.725-5.85 GHz

(a) (3) for the band 5.725-5.85 GHz, the maximum conducted output power over the frequency band of operation shall not exceed 1 W. In addition, the maximum power spectral density shall not exceed 30

dBm in any 500-kHz band. If transmitting antennas of directional gain greater than 6 dBi are used, both the maximum conducted output power and the maximum power spectral density shall be reduced by the amount in dB that the directional gain of the antenna exceeds 6 dBi. However, fixed point-to-point U-NII devices operating in this band may employ transmitting antennas with directional gain greater than 6 dBi without any corresponding reduction in transmitter conducted power. Fixed, point-to-point operations exclude the use of point-to-multipoint systems, omnidirectional applications, and multiple collocated transmitters transmitting the same information. The operator of the U-NII device, or if the equipment is professionally installed, the installer, is responsible for ensuring that systems employing high gain directional antennas are used exclusively for fixed, point-to-point operations

8.3.3 Test Configuration

Test according to clause 6.1 radio frequency test setup

8.3.4 Test Procedure

Methods refer to FCC KDB 789033

For devices operating in the bands 5.15-5.25 GHz, 5.25-5.35 GHz, and 5.47-5.725 GHz, the above procedures make use of 1 MHz RBW to satisfy directly the 1 MHz reference bandwidth specified in § 15.407(a)(5). For devices operating in the band 5.725-5.85 GHz, the rules specify a measurement bandwidth of 500 kHz. Many spectrum analyzers do not have 500 kHz RBW, thus a narrower RBW may need to be used. The rules permit the use of a RBWs less than 1 MHz, or 500 kHz, “provided that the measured power is integrated over the full reference bandwidth” to show the total power over the specified measurement bandwidth (i.e., 1 MHz, or 500 kHz). If measurements are performed using a reduced resolution bandwidth (< 1 MHz, or < 500 kHz) and integrated over 1 MHz, or 500 KHz bandwidth, the following adjustments to the procedures apply:

- a) Set $RBW \geq 1/T$, where T is defined in section II.B.I.a).
- b) Set $VBW \geq 3 RBW$.
- c) If measurement bandwidth of Maximum PSD is specified in 500 kHz, add $10\log(500\text{kHz}/RBW)$ to the measured result, whereas $RBW (< 500 \text{ KHz})$ is the reduced resolution bandwidth of the spectrum analyzer set during measurement.
- d) If measurement bandwidth of Maximum PSD is specified in 1 MHz, add $10\log(1\text{MHz}/RBW)$ to the measured result, whereas $RBW (< 1 \text{ MHz})$ is the reduced resolution bandwidth of spectrum analyzer set during measurement.
- e) Care must be taken to ensure that the measurements are performed during a period of continuous transmission or are corrected upward for duty cycle.

Note: As a practical matter, it is recommended to use reduced RBW of 100 KHz for the sections 5.c) and 5.d) above, since $RBW=100 \text{ KHz}$ is available on nearly all spectrum analyzers.

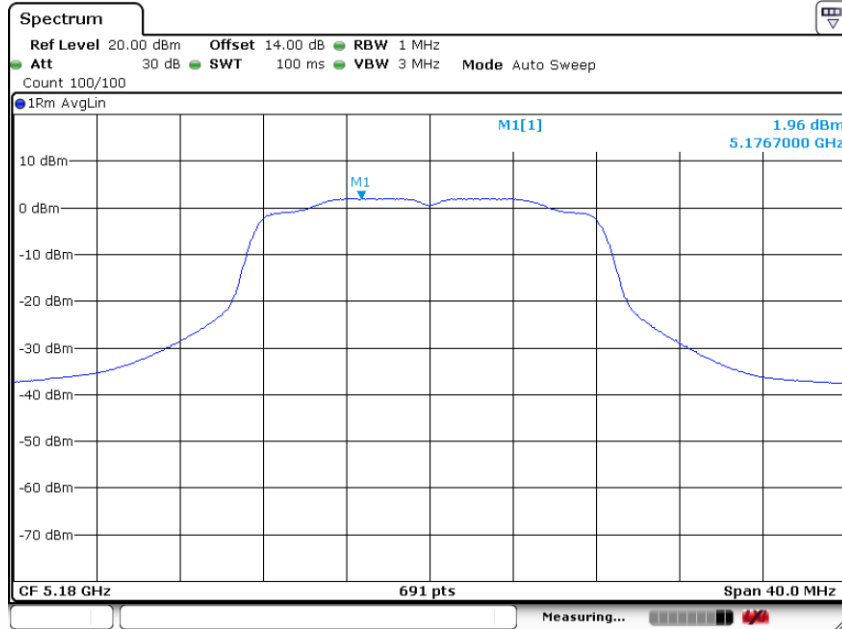
8.3.5 Test Results

For 1T1R-Antenna 1

5150-5250MHz

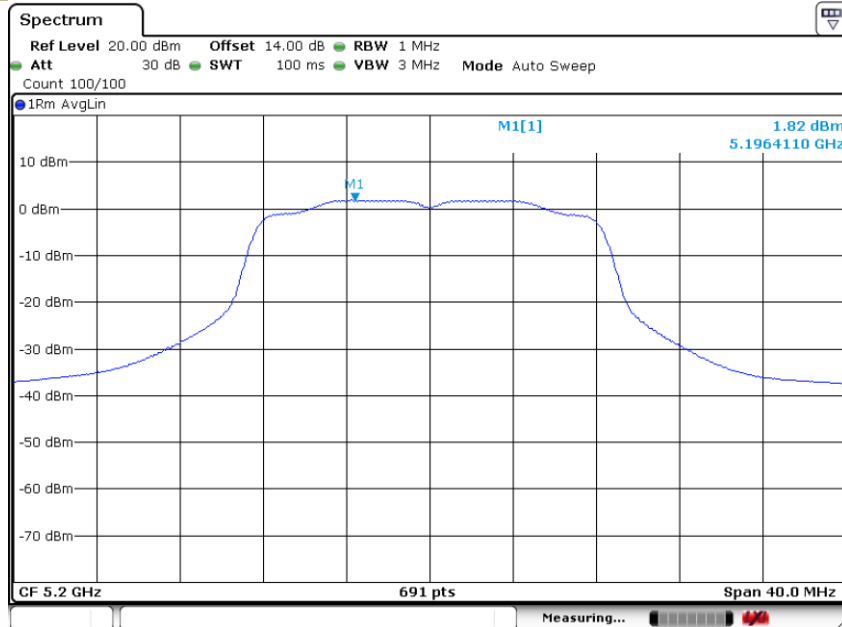
Operating mode	Test Channel	Power Spectral Density dBm/MHz	Limit (dBm/MHz)
802.11a	5180	1.96	11
	5200	1.82	11
	5240	1.88	11
802.11n-HT20	5180	1.17	11
	5200	0.97	11
	5240	1.04	11
802.11ac(HT20)	5180	1.54	11
	5200	1.38	11
	5240	1.12	11
802.11n-HT40	5190	-2.54	11
	5230	-2.53	11
802.11ac(HT40)	5190	-2.54	11
	5230	-2.83	11
802.11ac(HT80)	5210	-6.73	11

Power Spectral Density **U-NII - 1**
Test Model 802.11a **Frequency(MHz)** 5180



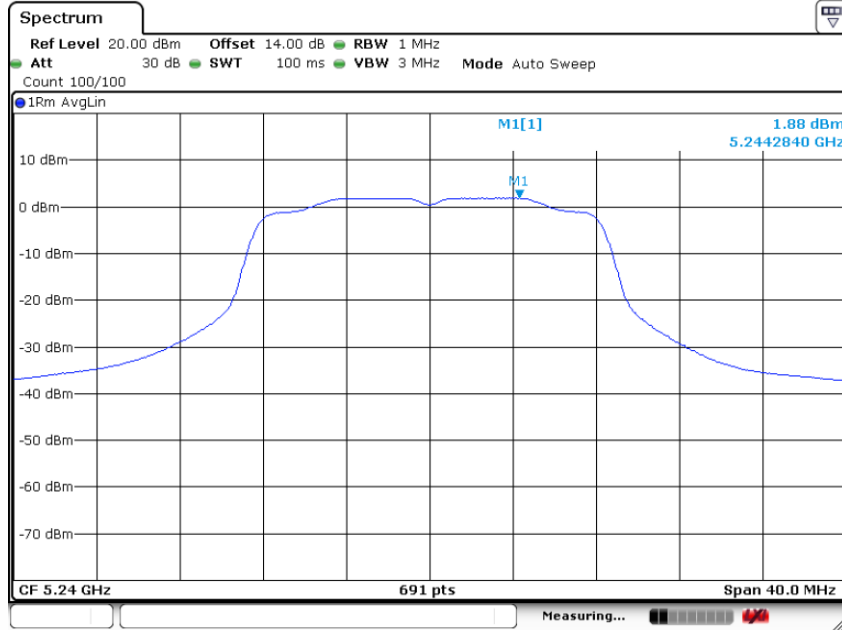
Date: 14.NOV.2020 09:20:26

Power Spectral Density **U-NII - 1**
Test Model 802.11a **Frequency(MHz)** 5200



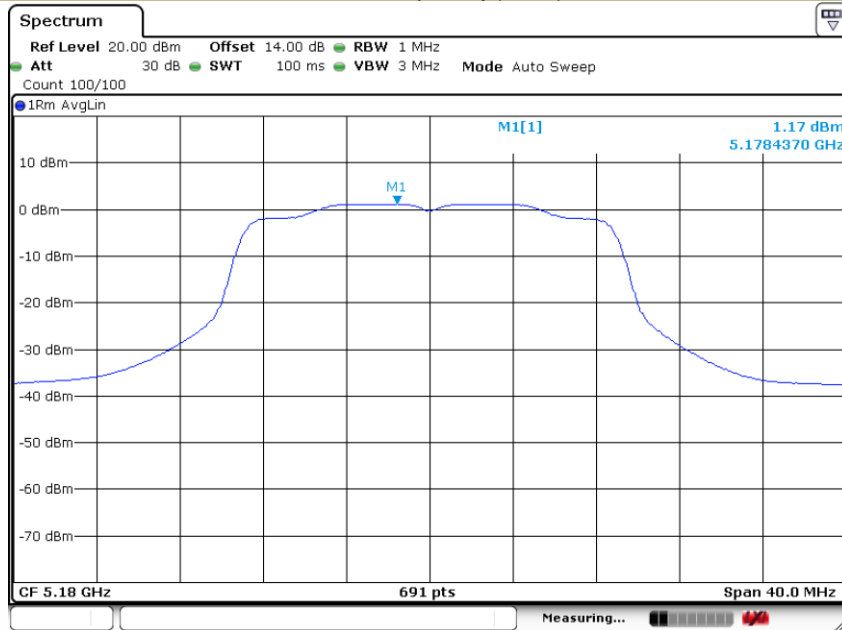
Date: 14.NOV.2020 09:19:40

Power Spectral Density **U-NII - 1**
Test Model 802.11a **Frequency(MHz)** 5240



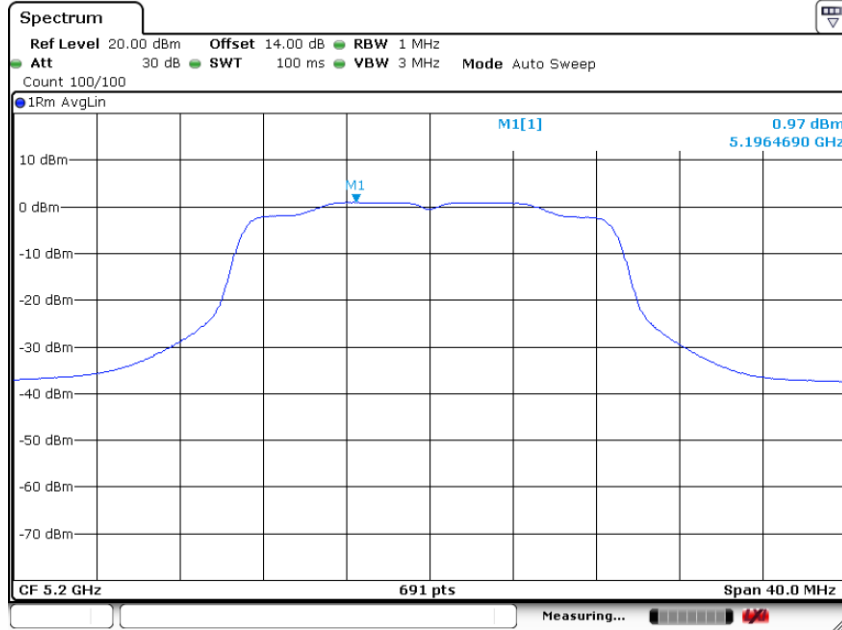
Date: 14.NOV.2020 09:19:05

Power Spectral Density **U-NII - 1**
Test Model 802.11n-HT20 **Frequency(MHz)** 5180

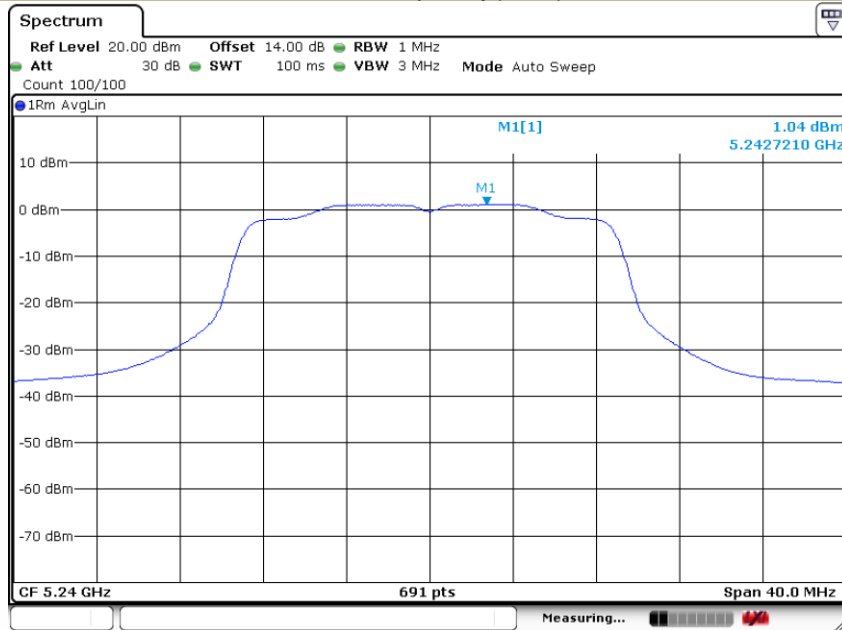


Date: 14.NOV.2020 09:28:56

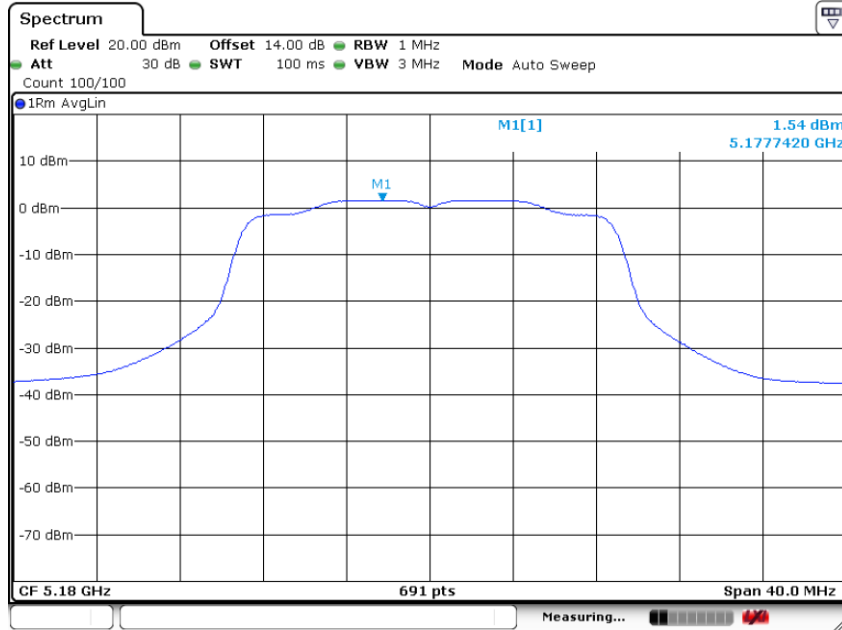
Power Spectral Density **U-NII - 1**
Test Model 802.11n-HT20 **Frequency(MHz)** 5200



Power Spectral Density **U-NII - 1**
Test Model 802.11n-HT20 **Frequency(MHz)** 5240



Power Spectral Density U-NII - 1
 Test Model 802.11ac(HT20) Frequency(MHz) 5180



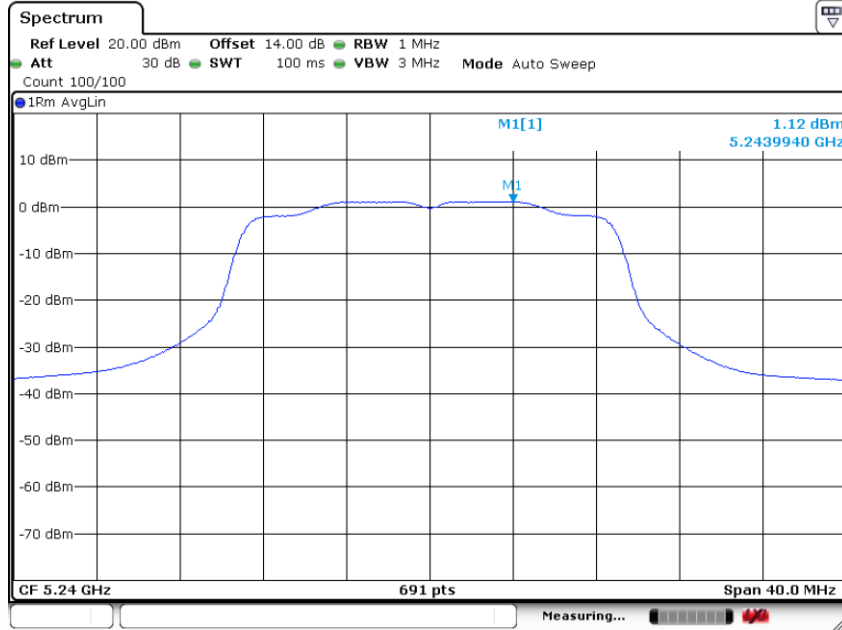
Date: 14.NOV.2020 09:39:13

Power Spectral Density U-NII - 1
 Test Model 802.11ac(HT20) Frequency(MHz) 5200

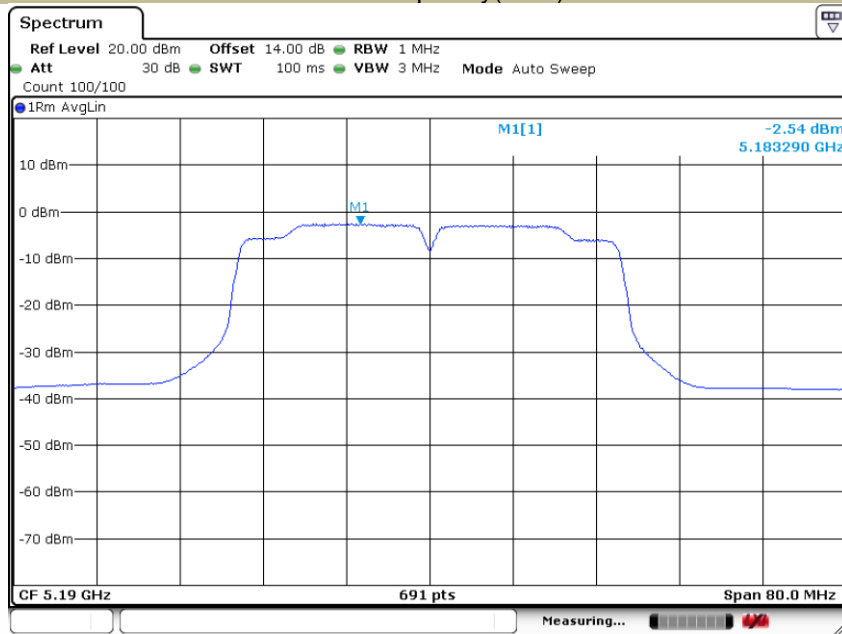


Date: 14.NOV.2020 09:40:04

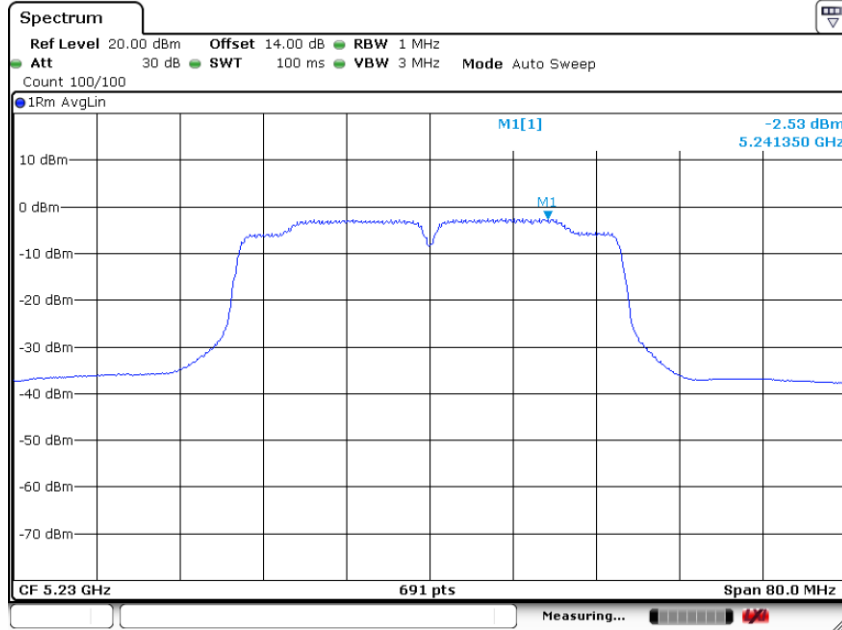
Power Spectral Density **U-NII - 1**
Test Model 802.11ac(HT20) **Frequency(MHz)** 5240



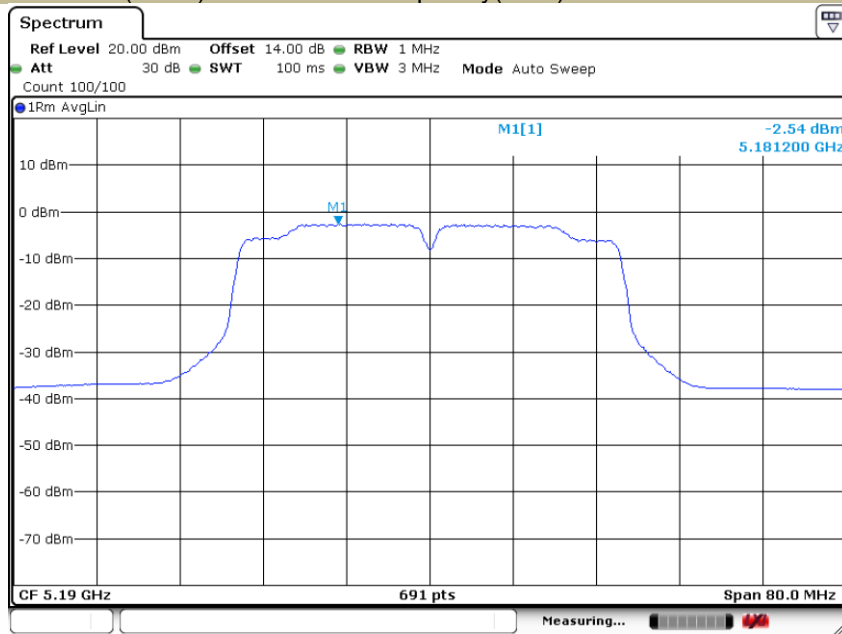
Power Spectral Density **U-NII - 1**
Test Model 802.11n-HT40 **Frequency(MHz)** 5190



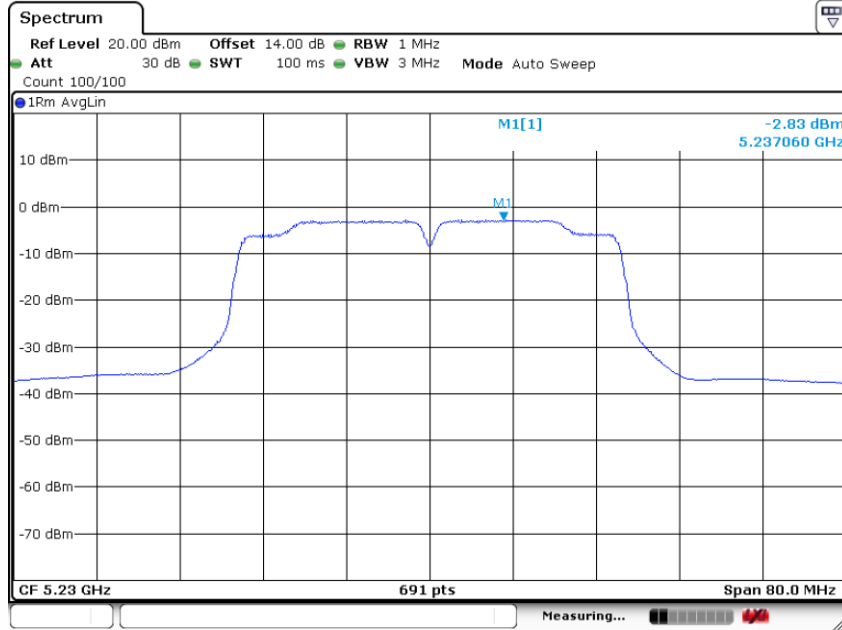
Power Spectral Density **U-NII - 1**
Test Model 802.11n-HT40 **Frequency(MHz)** 5230



Power Spectral Density **U-NII - 1**
Test Model 802.11ac(HT40) **Frequency(MHz)** 5190



Power Spectral Density **U-NII - 1**
Test Model 802.11ac(HT40) **Frequency(MHz)** 5230



Date: 14.NOV.2020 09:54:52

Power Spectral Density **U-NII - 1**
Test Model 802.11ac 80 **Frequency(MHz)** 5210

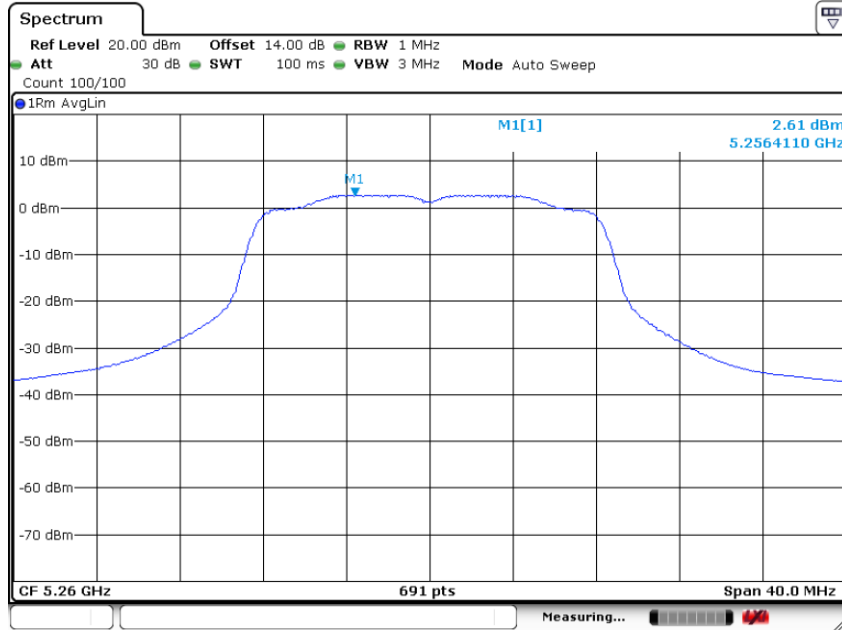


Date: 14.NOV.2020 10:04:06

5250-5350MHz

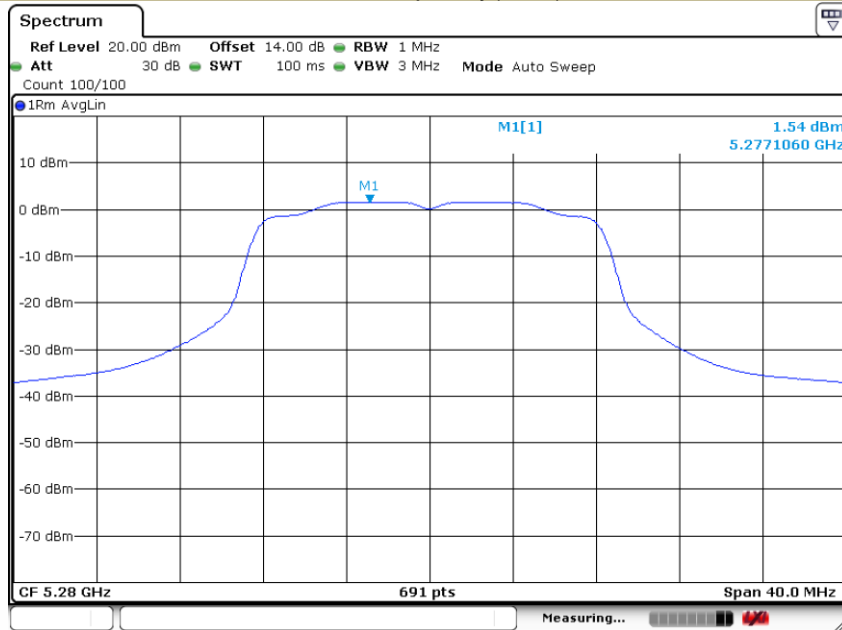
Operating mode	Test Channel	Power Spectral Density dBm/MHz	Limit (dBm/MHz)
802.11a	5260	2.61	11
	5280	1.54	11
	5320	1.78	11
802.11n-HT20	5260	2.26	11
	5280	1.79	11
	5320	1.79	11
802.11ac(HT20)	5260	1.09	11
	5280	0.95	11
	5320	0.83	11
802.11n-HT40	5270	-3.05	11
	5310	-2.90	11
802.11ac(HT40)	5270	-2.83	11
	5310	-3.15	11
802.11ac(HT80)	5290	-6.78	11

Power Spectral Density U-NII – 2A
 Test Model 802.11a Frequency(MHz) 5260



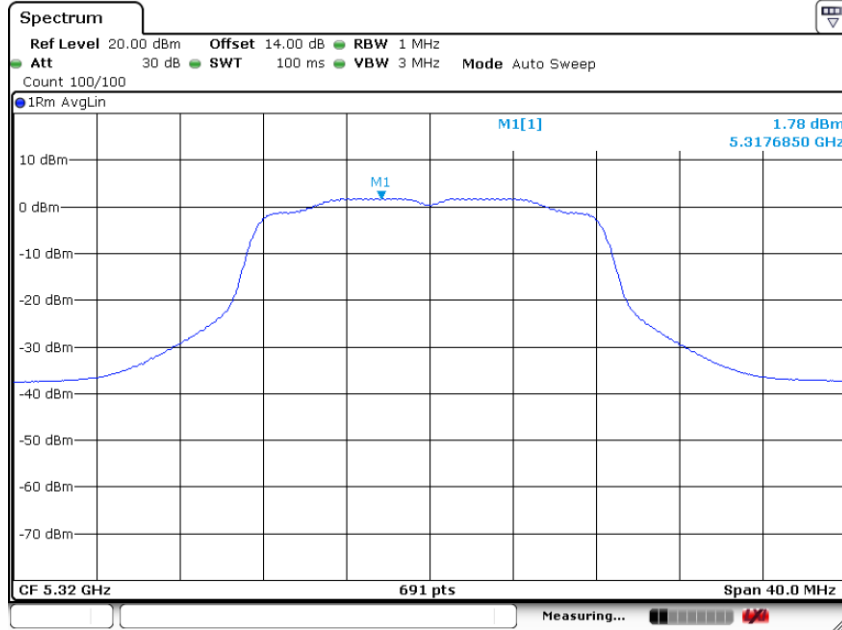
Date: 14.NOV.2020 09:21:14

Power Spectral Density U-NII – 2A
 Test Model 802.11a Frequency(MHz) 5280



Date: 14.NOV.2020 09:21:54

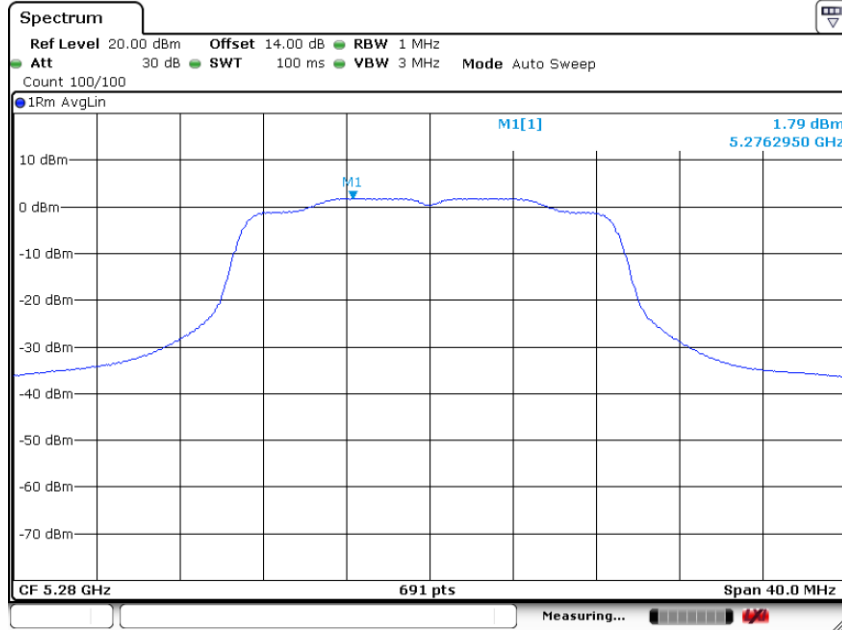
Power Spectral Density **U-NII – 2A**
Test Model 802.11a **Frequency(MHz)** 5320



Power Spectral Density **U-NII – 2A**
Test Model 802.11n-HT20 **Frequency(MHz)** 5260



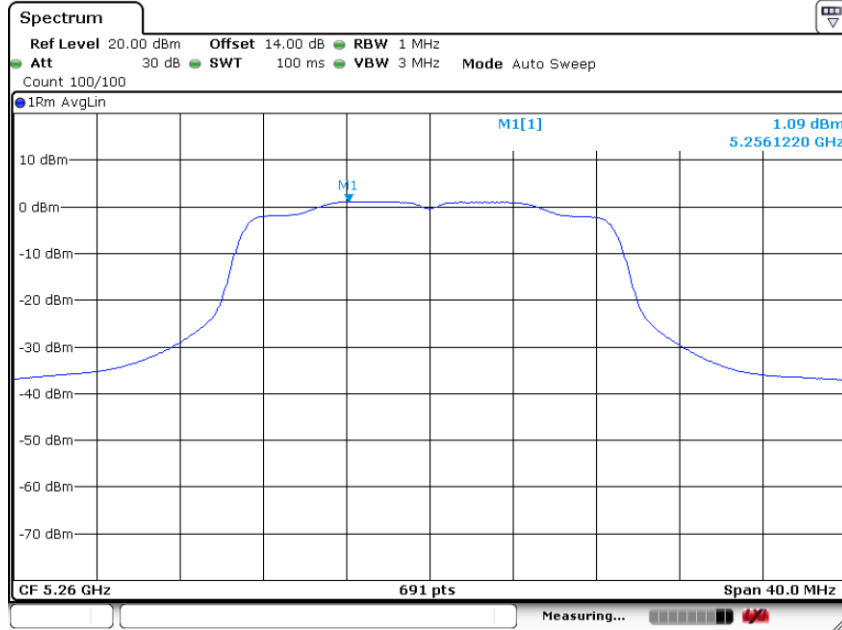
Power Spectral Density **U-NII – 2A**
Test Model 802.11n-HT20 **Frequency(MHz)** 5280



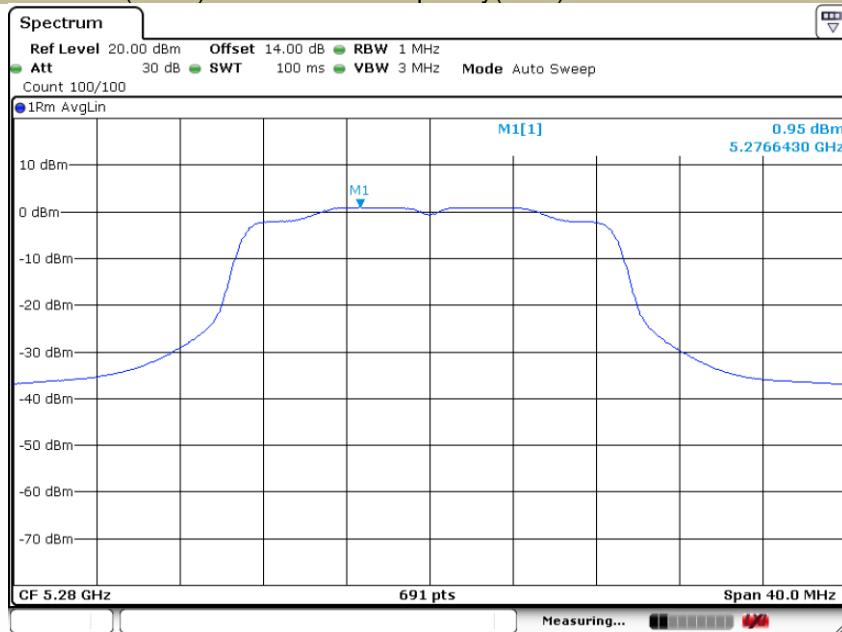
Power Spectral Density **U-NII – 2A**
Test Model 802.11n-HT20 **Frequency(MHz)** 5320



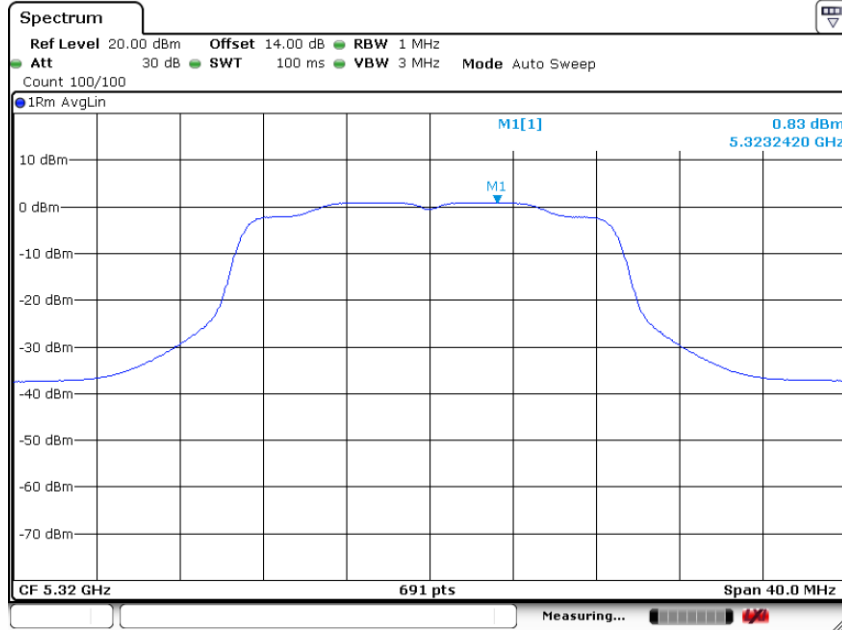
Power Spectral Density **U-NII – 2A**
Test Model 802.11ac(HT20) **Frequency(MHz)** 5260



Power Spectral Density **U-NII – 2A**
Test Model 802.11ac(HT20) **Frequency(MHz)** 5280



Power Spectral Density **U-NII – 2A**
Test Model 802.11ac(HT20) **Frequency(MHz)** 5320



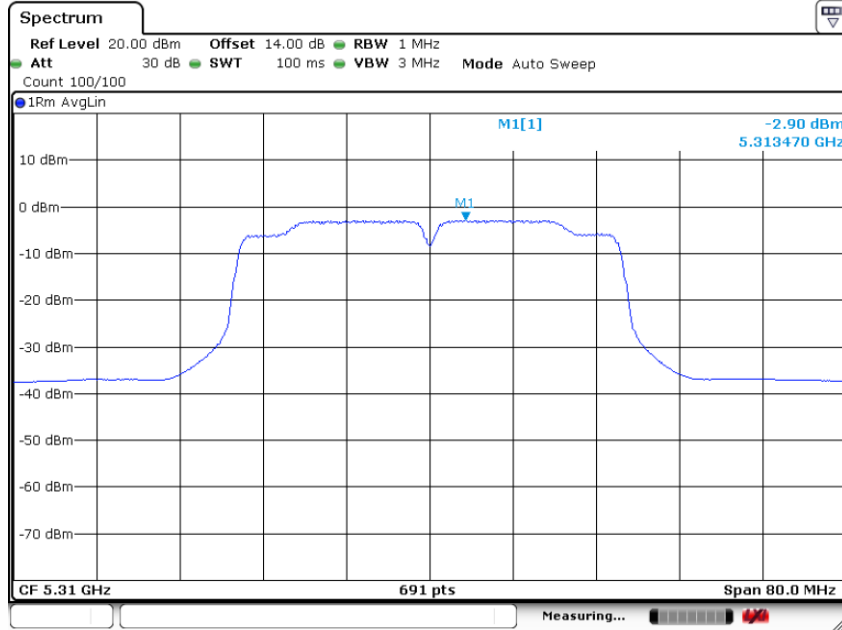
Date: 14.NOV.2020 09:42:45

Power Spectral Density **U-NII – 2A**
Test Model 802.11n-HT40 **Frequency(MHz)** 5270



Date: 14.NOV.2020 09:48:40

Power Spectral Density **U-NII – 2A**
Test Model 802.11n-HT40 **Frequency(MHz)** 5310



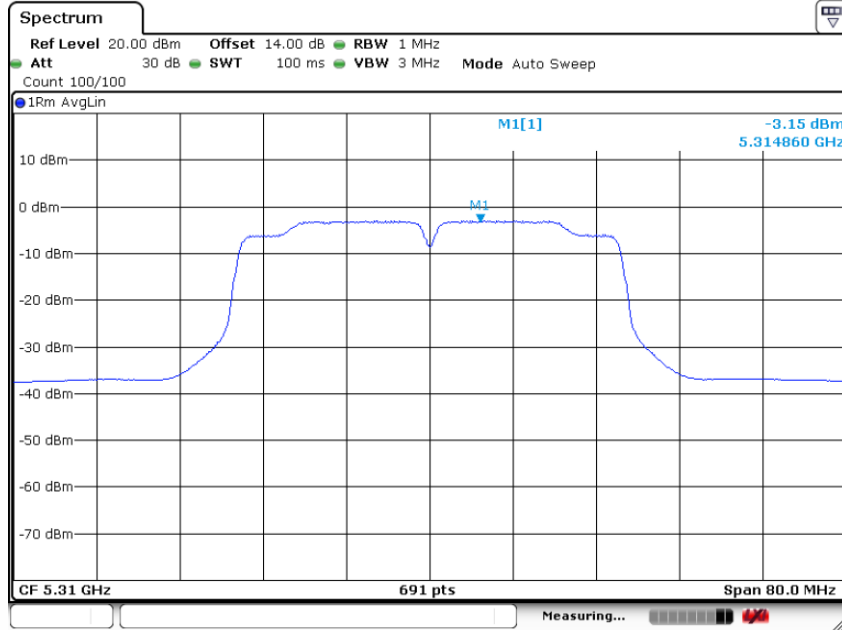
Date: 14.NOV.2020 09:49:09

Power Spectral Density **U-NII – 2A**
Test Model 802.11ac(HT40) **Frequency(MHz)** 5270



Date: 14.NOV.2020 09:55:25

Power Spectral Density **U-NII – 2A**
Test Model 802.11ac(HT40) **Frequency(MHz)** 5310



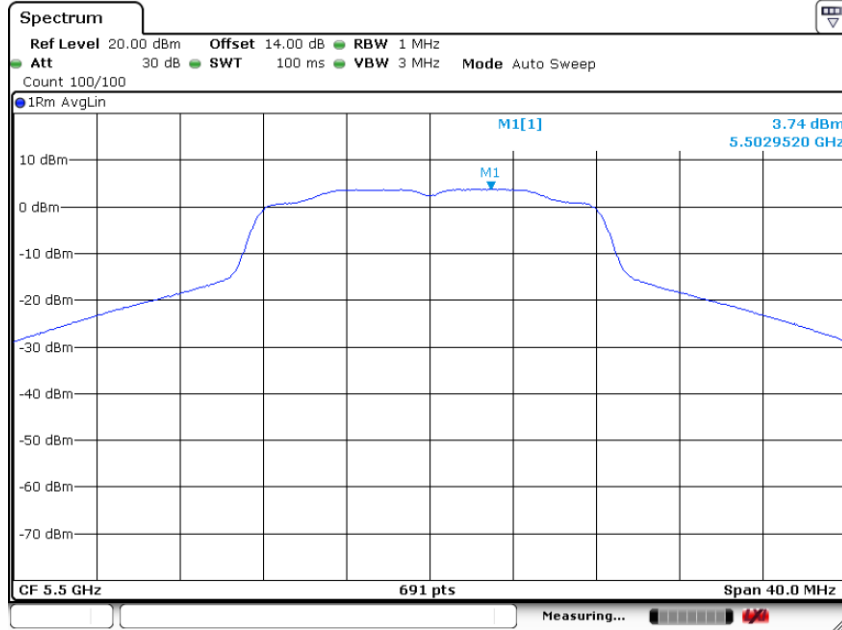
Power Spectral Density **U-NII – 2A**
Test Model 802.11ac 80 **Frequency(MHz)** 5290



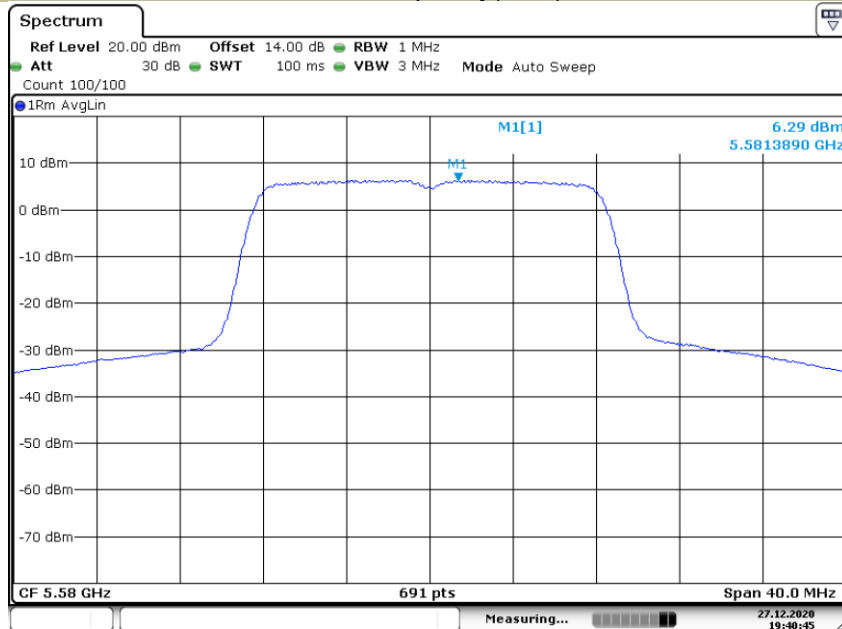
5470-5725MHz

Operating mode	Test Channel	Power Spectral Density dBm/MHz	Limit (dBm/MHz)
802.11a	5500	3.74	11
	5580	6.29	11
	5700	4.89	11
802.11n-HT20	5500	3.44	11
	5580	3.08	11
	5700	2.82	11
802.11ac(HT20)	5500	2.62	11
	5580	3.21	11
	5700	2.76	11
802.11n-HT40	5510	-1.12	11
	5670	-0.91	11
802.11ac(HT40)	5510	-1.00	11
	5670	0.21	11
802.11ac(HT80)	5530	-5.53	11

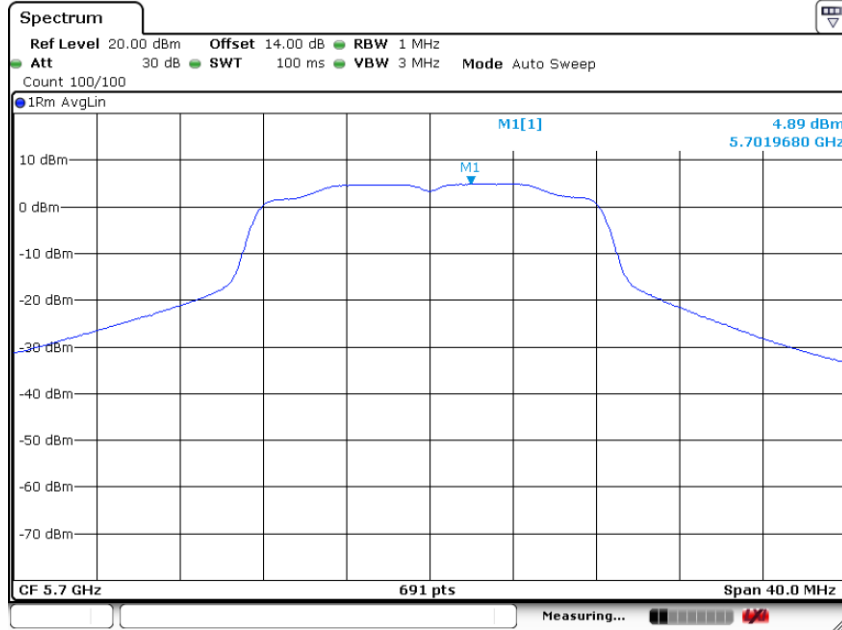
Power Spectral Density **U-NII – 2C**
Test Model 802.11a **Frequency(MHz)** 5500



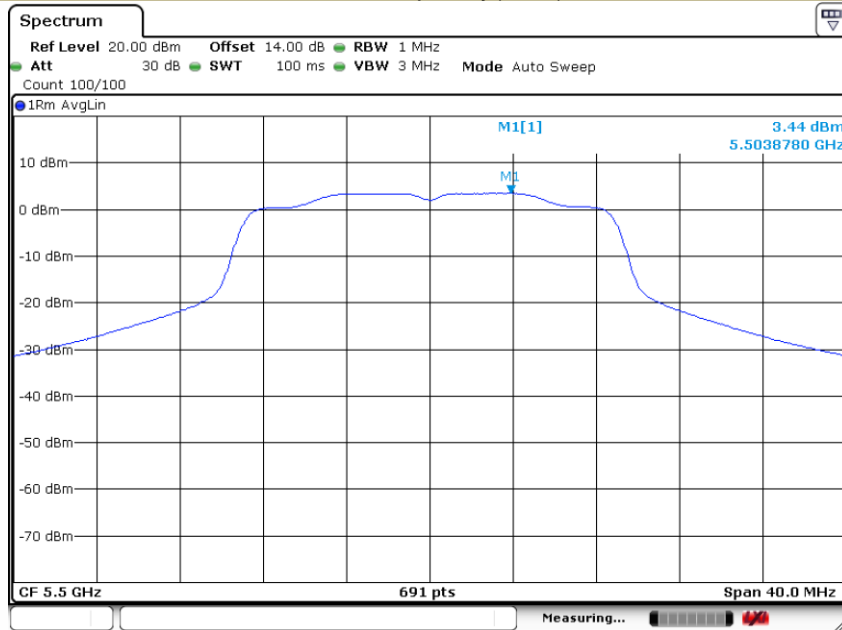
Power Spectral Density **U-NII – 2C**
Test Model 802.11a **Frequency(MHz)** 5580



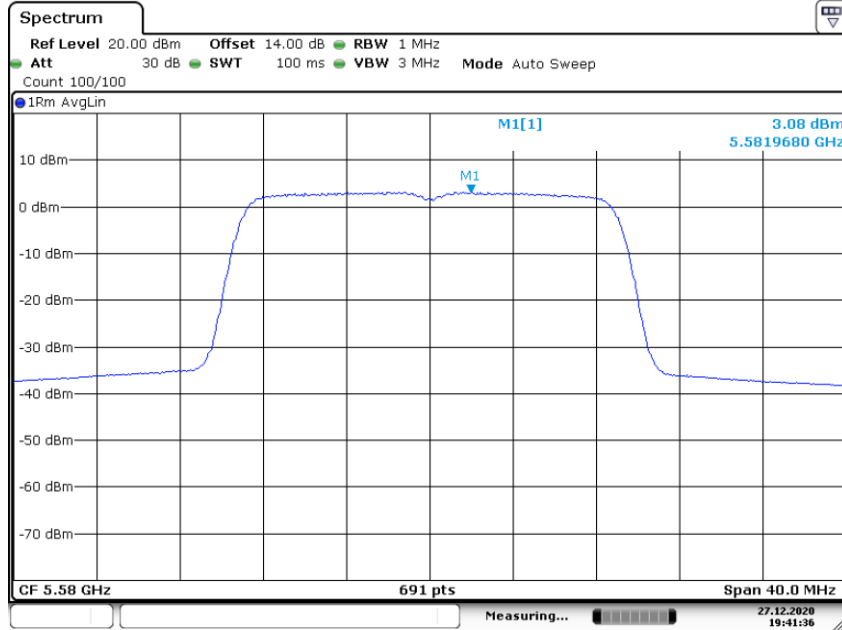
Power Spectral Density **U-NII – 2C**
Test Model 802.11a **Frequency(MHz)** 5700



Power Spectral Density **U-NII – 2C**
Test Model 802.11n-HT20 **Frequency(MHz)** 5500

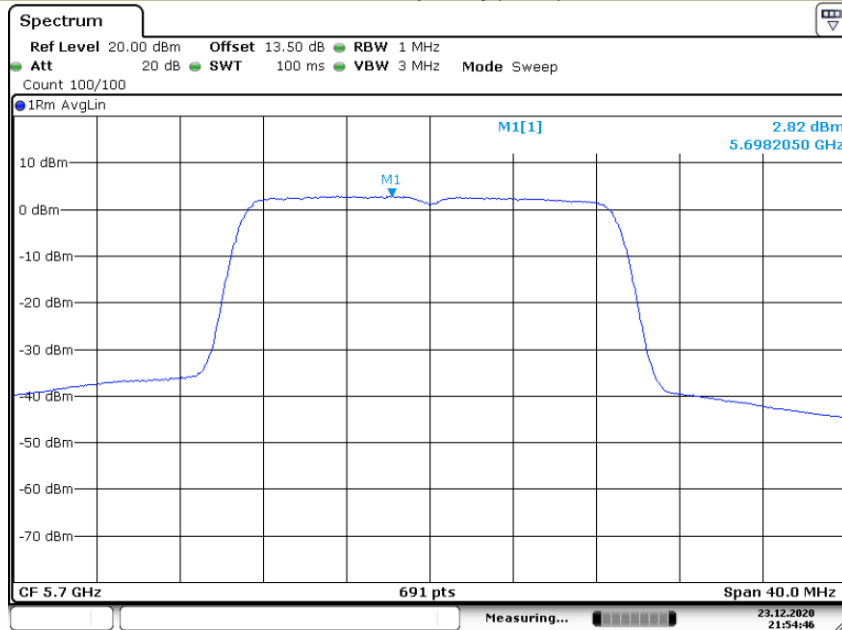


Power Spectral Density **U-NII – 2C**
Test Model 802.11n-HT20 **Frequency(MHz)** 5580



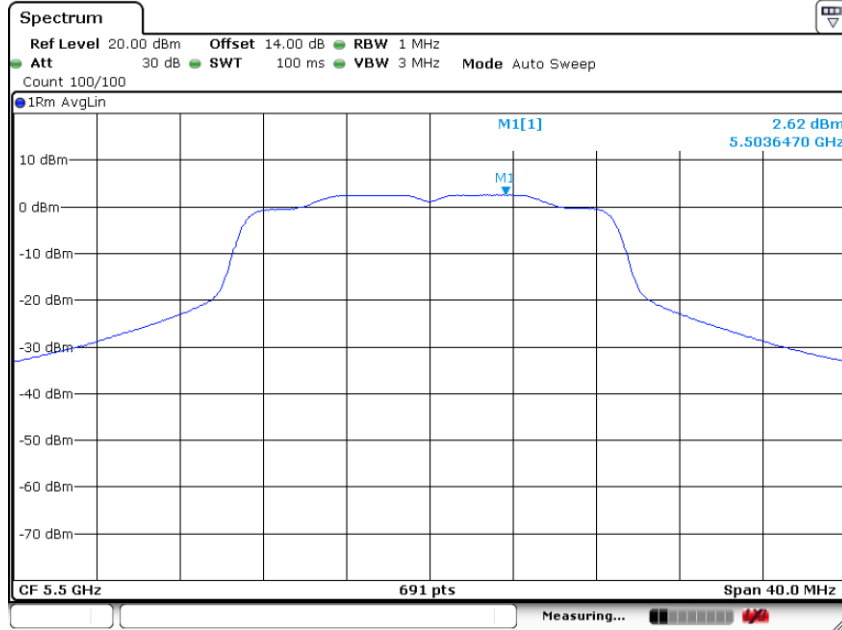
Date: 27. DEC. 2020 19:41:36

Power Spectral Density **U-NII – 2C**
Test Model 802.11n-HT20 **Frequency(MHz)** 5700



Date: 23. DEC. 2020 21:54:46

Power Spectral Density **U-NII – 2C**
Test Model 802.11ac(HT20) **Frequency(MHz)** 5500



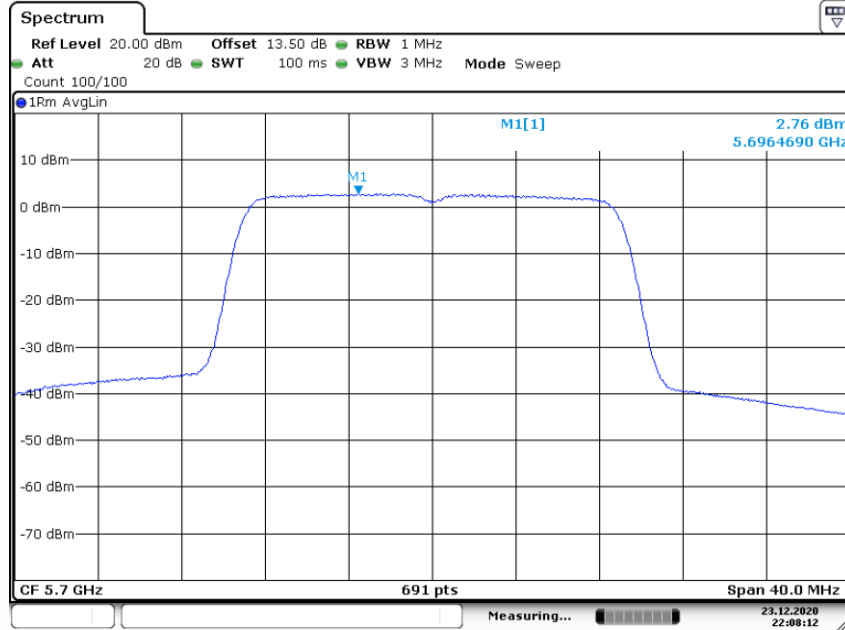
Date: 14.NOV.2020 09:43:26

Power Spectral Density **U-NII – 2C**
Test Model 802.11ac(HT20) **Frequency(MHz)** 5580



Date: 27.DEC.2020 19:42:13

Power Spectral Density **U-NII – 2C**
Test Model 802.11ac(HT20) **Frequency(MHz)** 5700



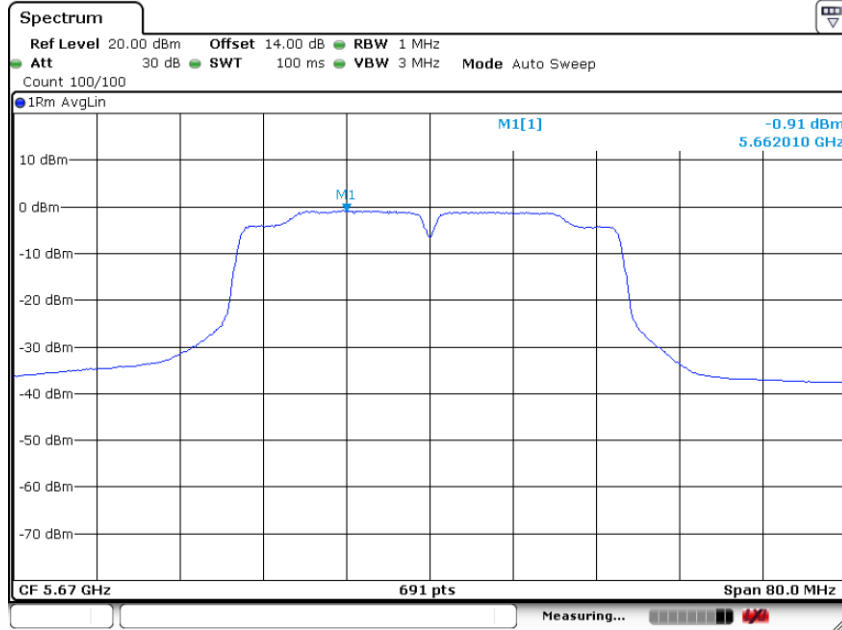
Date: 23.DEC.2020 22:08:12

Power Spectral Density **U-NII – 2C**
Test Model 802.11n-HT40 **Frequency(MHz)** 5510



Date: 14.NOV.2020 09:50:16

Power Spectral Density **U-NII – 2C**
Test Model 802.11n-HT40 **Frequency(MHz)** 5670



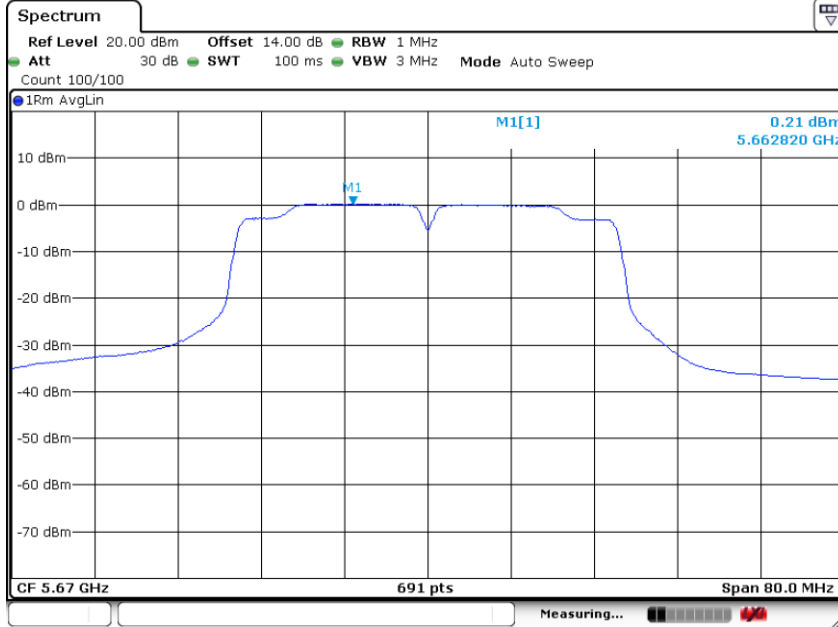
Date: 14.NOV.2020 09:51:43

Power Spectral Density **U-NII – 2C**
Test Model 802.11ac(HT40) **Frequency(MHz)** 5510



Date: 14.NOV.2020 09:56:35

Power Spectral Density **U-NII – 2C**
Test Model 802.11ac(HT40) **Frequency(MHz)** 5670



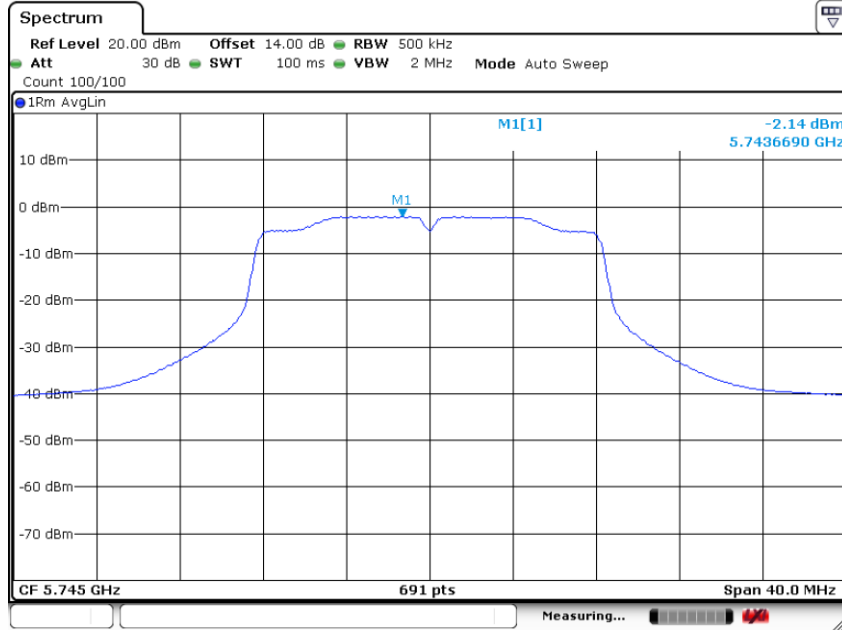
Power Spectral Density **U-NII – 2C**
Test Model 802.11ac 80 **Frequency(MHz)** 5530



5725-5850MHz

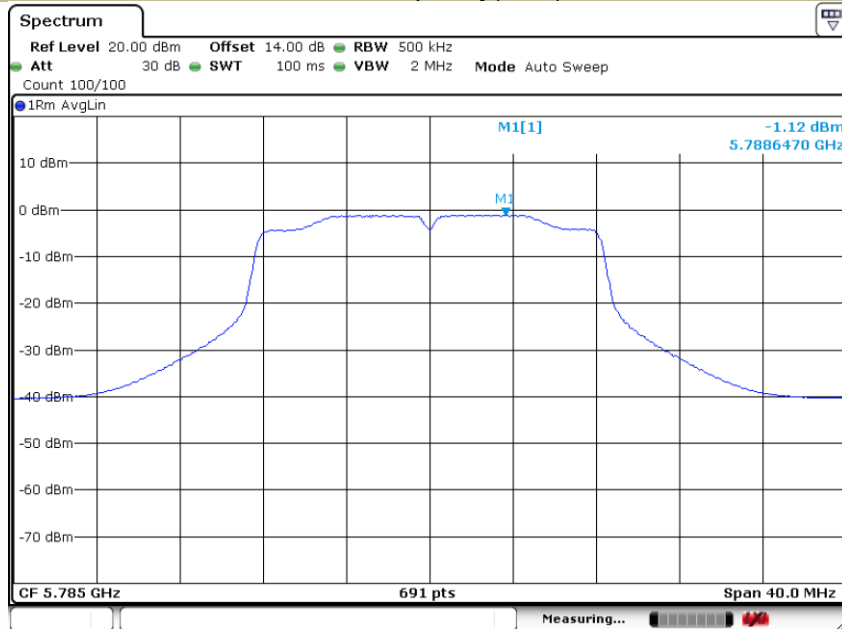
Operating mode	Test Channel	Power Spectral Density dBm/500kHz	Limit (dBm/500kHz)
802.11a	5745	-2.14	30
	5785	-1.12	30
	5825	-1.60	30
802.11n-HT20	5745	-1.43	30
	5785	-0.72	30
	5825	-0.93	30
802.11ac(HT20)	5745	-1.00	30
	5785	0.01	30
	5825	-1.64	30
802.11n-HT40	5755	-4.90	30
	5795	-4.65	30
802.11ac(HT40)	5755	-5.08	30
	5795	-4.30	30
802.11ac(HT80)	5775	-7.28	30

Power Spectral Density **U-NII - 3**
Test Model 802.11a **Frequency(MHz)** 5745



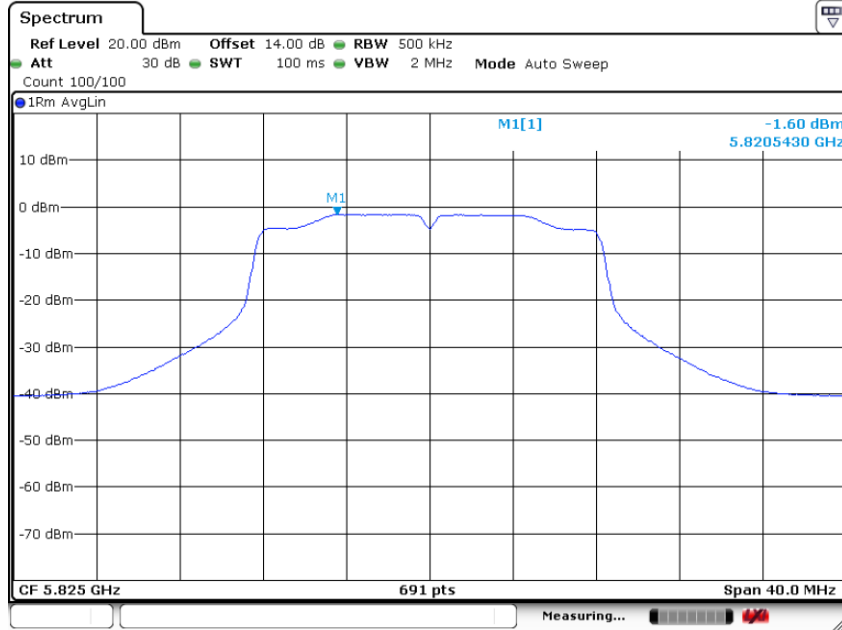
Date: 14.NOV.2020 11:24:10

Power Spectral Density **U-NII - 3**
Test Model 802.11a **Frequency(MHz)** 5785

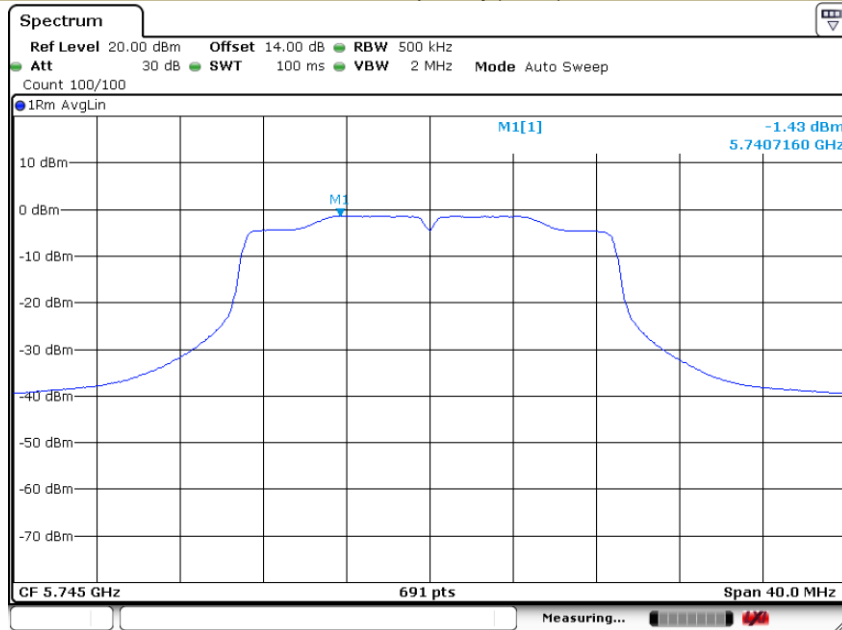


Date: 14.NOV.2020 11:24:56

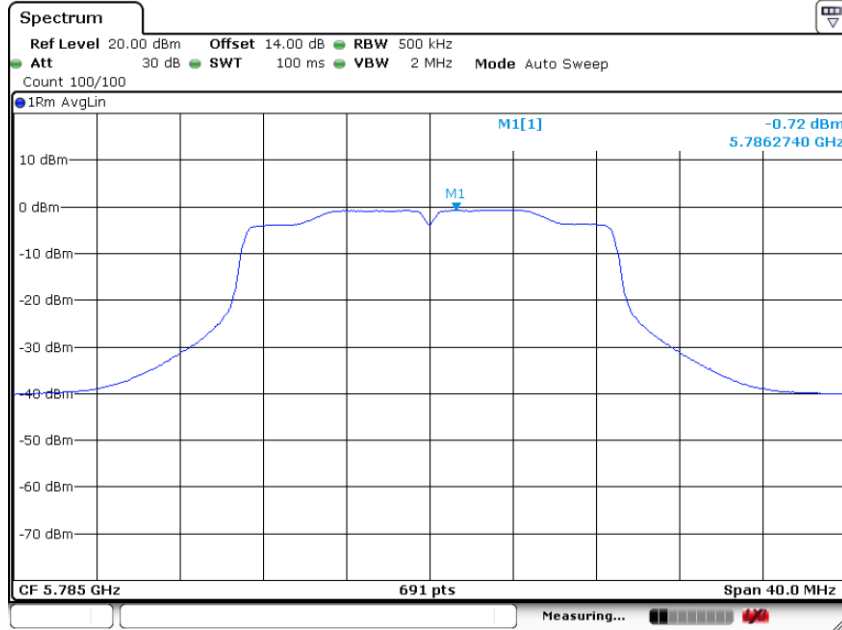
Power Spectral Density **U-NII - 3**
Test Model 802.11a **Frequency(MHz)** 5825



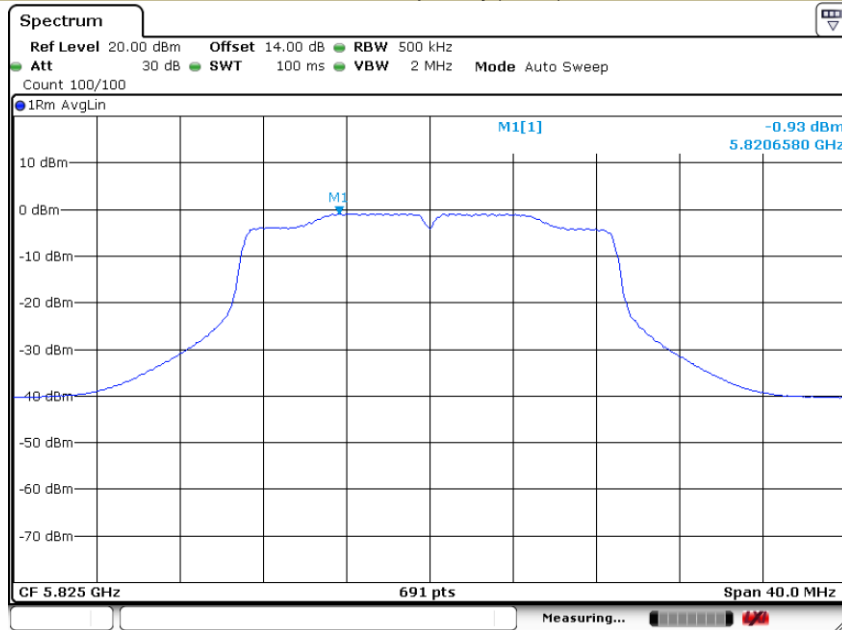
Power Spectral Density **U-NII - 3**
Test Model 802.11n-HT20 **Frequency(MHz)** 5745



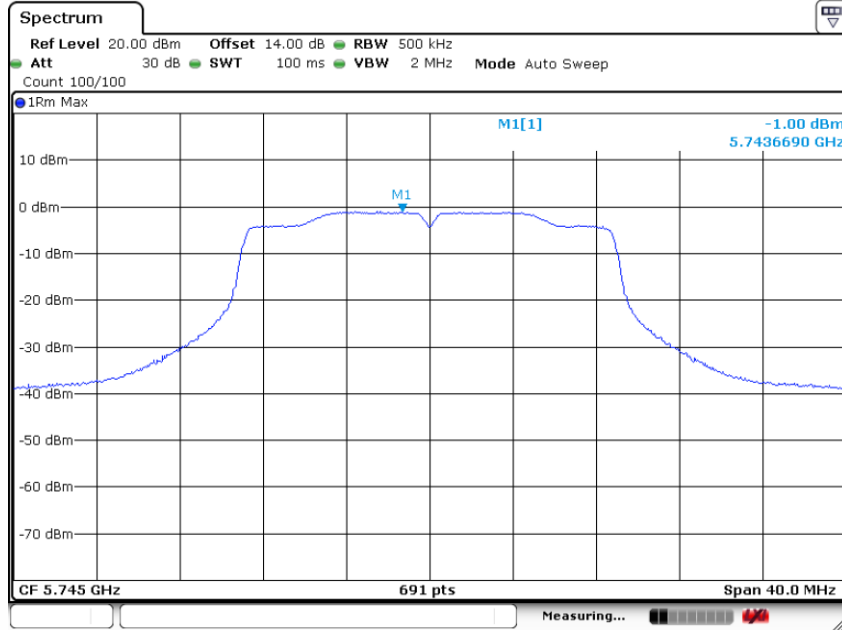
Power Spectral Density **U-NII - 3**
Test Model 802.11n-HT20 **Frequency(MHz)** 5785



Power Spectral Density **U-NII - 3**
Test Model 802.11n-HT20 **Frequency(MHz)** 5825



Power Spectral Density **U-NII - 3**
Test Model 802.11ac(HT20) **Frequency(MHz)** 5745



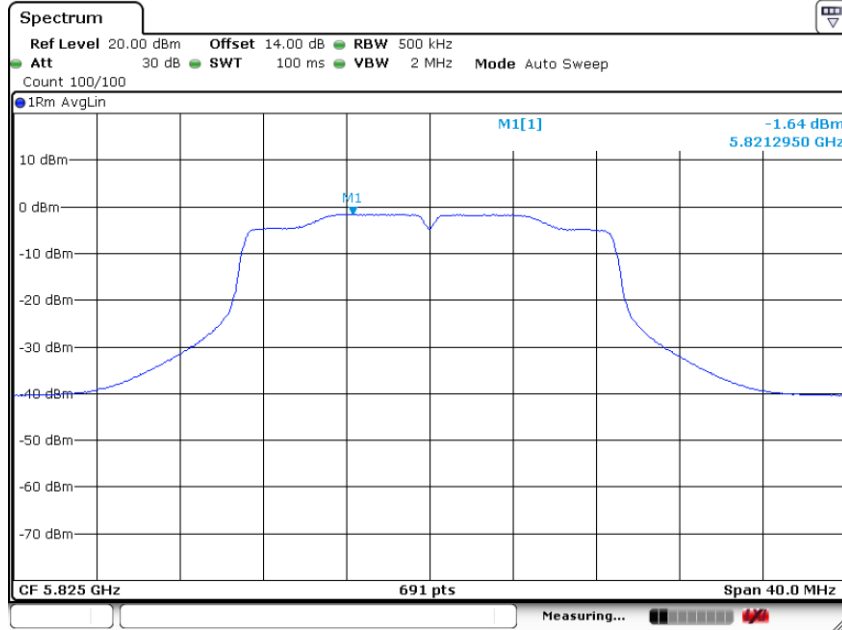
Date: 14.NOV.2020 11:23:09

Power Spectral Density **U-NII - 3**
Test Model 802.11ac(HT20) **Frequency(MHz)** 5785



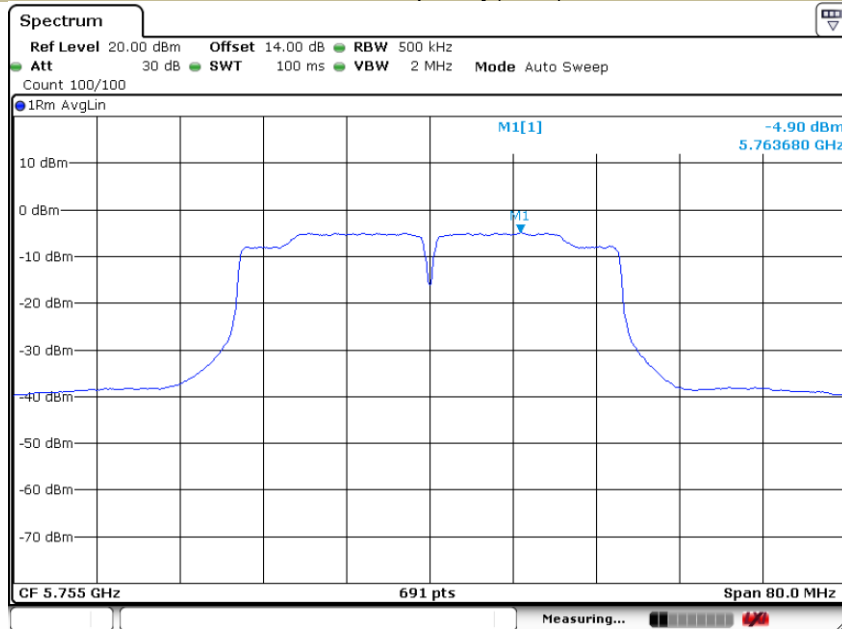
Date: 14.NOV.2020 11:22:33

Power Spectral Density **U-NII - 3**
Test Model 802.11ac(HT20) **Frequency(MHz)** 5825



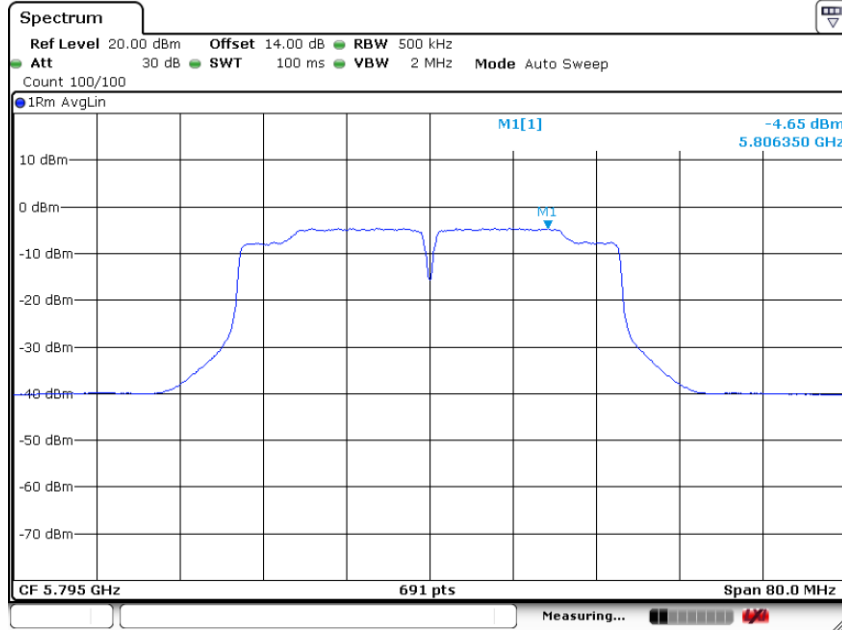
Date: 14.NOV.2020 11:21:48

Power Spectral Density **U-NII - 3**
Test Model 802.11n-HT40 **Frequency(MHz)** 5755



Date: 14.NOV.2020 11:17:49

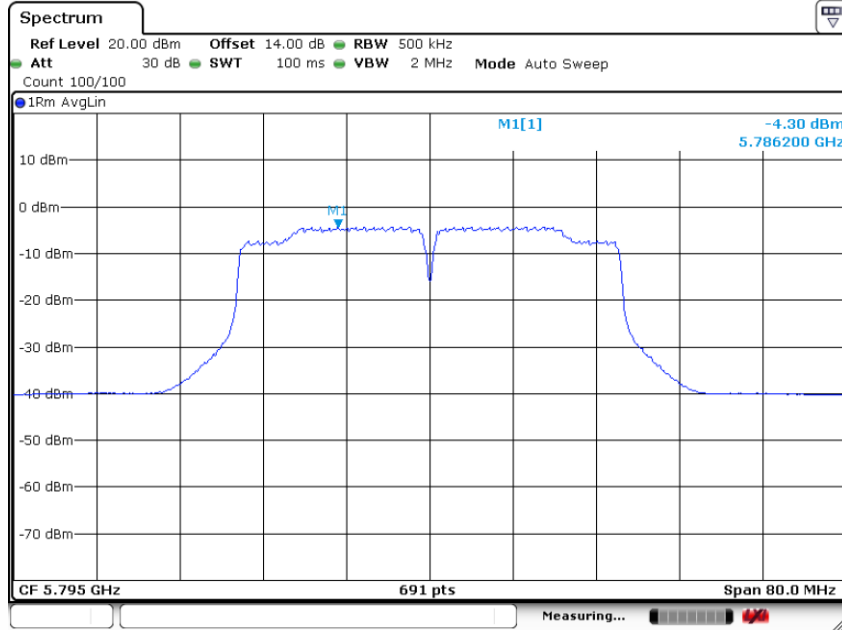
Power Spectral Density **U-NII - 3**
Test Model 802.11n-HT40 **Frequency(MHz)** 5795



Power Spectral Density **U-NII - 3**
Test Model 802.11ac(HT40) **Frequency(MHz)** 5755

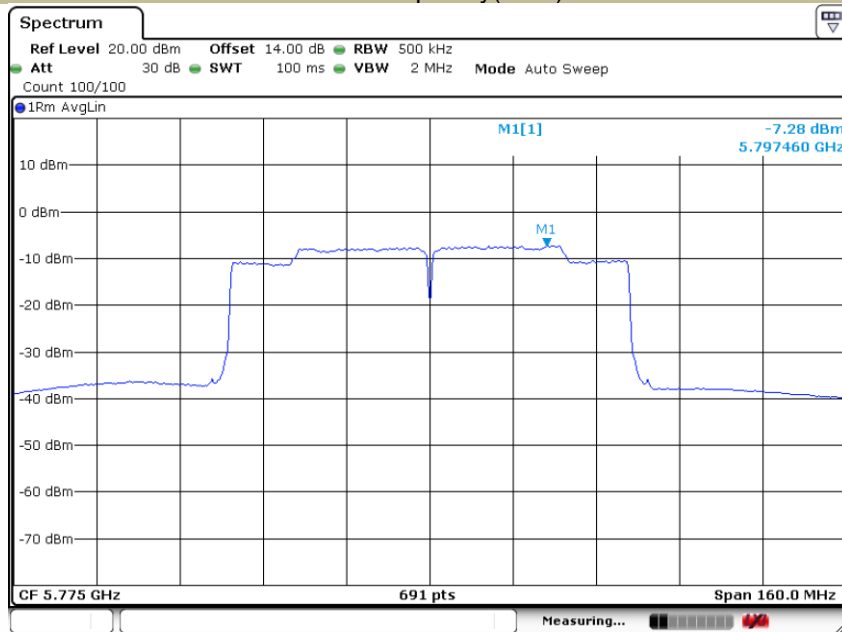


Power Spectral Density **U-NII - 3**
Test Model 802.11ac(HT40) **Frequency(MHz)** 5795



Date: 14.NOV.2020 11:15:52

Power Spectral Density **U-NII - 3**
Test Model 802.11ac 80 **Frequency(MHz)** 5775



Date: 14.NOV.2020 11:13:05

For 1T1R-Antenna 2

5150-5250MHz

Operating mode	Test Channel	Power Spectral Density dBm/MHz	Limit (dBm/MHz)
802.11a	5180	1.03	11
	5200	0.78	11
	5240	0.74	11
802.11n-HT20	5180	1.71	11
	5200	1.44	11
	5240	1.84	11
802.11ac(HT20)	5180	1.75	11
	5200	1.48	11
	5240	1.51	11
802.11n-HT40	5190	-1.75	11
	5230	-1.33	11
802.11ac(HT40)	5190	-1.61	11
	5230	-1.47	11
802.11ac(HT80)	5210	-5.94	11