

**DUT: Mobile Phone; Type: Fury W242;**

Communication System: GSM; Frequency: 836.6 MHz; Duty Cycle: 1:8

Medium parameters used:  $f = 836.6$  MHz;  $\sigma = 0.91$  mho/m;  $\epsilon_r = 41.92$ ;  $\rho = 1000$  kg/m<sup>3</sup>

Phantom section: Flat Section

DASY4 Configuration:

- Probe: EX3DV4 – SN7382; ConvF(10.50, 10.50, 10.50); Calibrated: 26/10/2016

- Sensor-Surface: 4mm (Mechanical Surface Detection)

- Electronics: DAE – SN772; Calibrated: 25/10/2016

- Phantom: TWIN SAM; Type: Twin SAM V5.0; Serial: 1909

- Measurement SW: DASY4, V4.5 Build 19; Postprocessing SW: SEMCAD, V1.8 Build 145

**Head Cheek/GSM 850 Mid/Area Scan (101x121x1):** Measurement grid: dx=10mm, dy=10mm

Maximum value of SAR (interpolated) = 0.092 mW/g

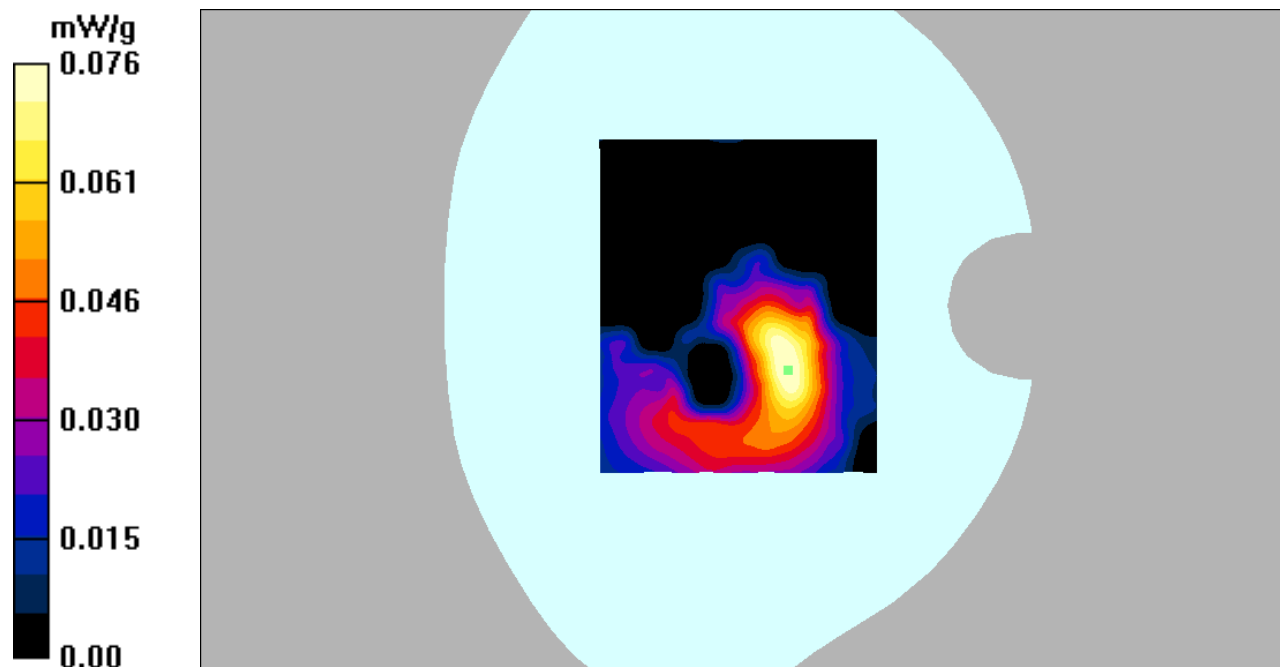
**Head Cheek/GSM 850 Mid/Zoom Scan (7x7x7)/Cube 0:** Measurement grid: dx=5mm, dy=5mm, dz=5mm

Reference Value = 5.47 V/m; Power Drift = 0.070 dB

Peak SAR (extrapolated) = 0.090 W/kg

**SAR(1 g) = 0.072 mW/g; SAR(10 g) = 0.045 mW/g**

Maximum value of SAR (measured) = 0.076 mW/g



**DUT: Mobile Phone; Type: Fury W242;**

Communication System: GSM; Frequency: 836.6 MHz; Duty Cycle: 1:8

Medium parameters used:  $f = 836.6$  MHz;  $\sigma = 0.95$  mho/m;  $\epsilon_r = 55.12$ ;  $\rho = 1000$  kg/m<sup>3</sup>

Phantom section: Flat Section

DASY4 Configuration:

- Probe: EX3DV4 – SN7382; ConvF(10.54, 10.54, 10.54); Calibrated: 26/10/2016

- Sensor-Surface: 4mm (Mechanical Surface Detection)

- Electronics: DAE – SN772; Calibrated: 25/10/2016

- Phantom: TWIN SAM; Type: Twin SAM V5.0; Serial: 1909

- Measurement SW: DASY4, V4.5 Build 19; Postprocessing SW: SEMCAD, V1.8 Build 145

**Body Worn Back/GSM 850 Mid/Area Scan (101x121x1):** Measurement grid: dx=10mm, dy=10mm

Maximum value of SAR (interpolated) = 0.186 mW/g

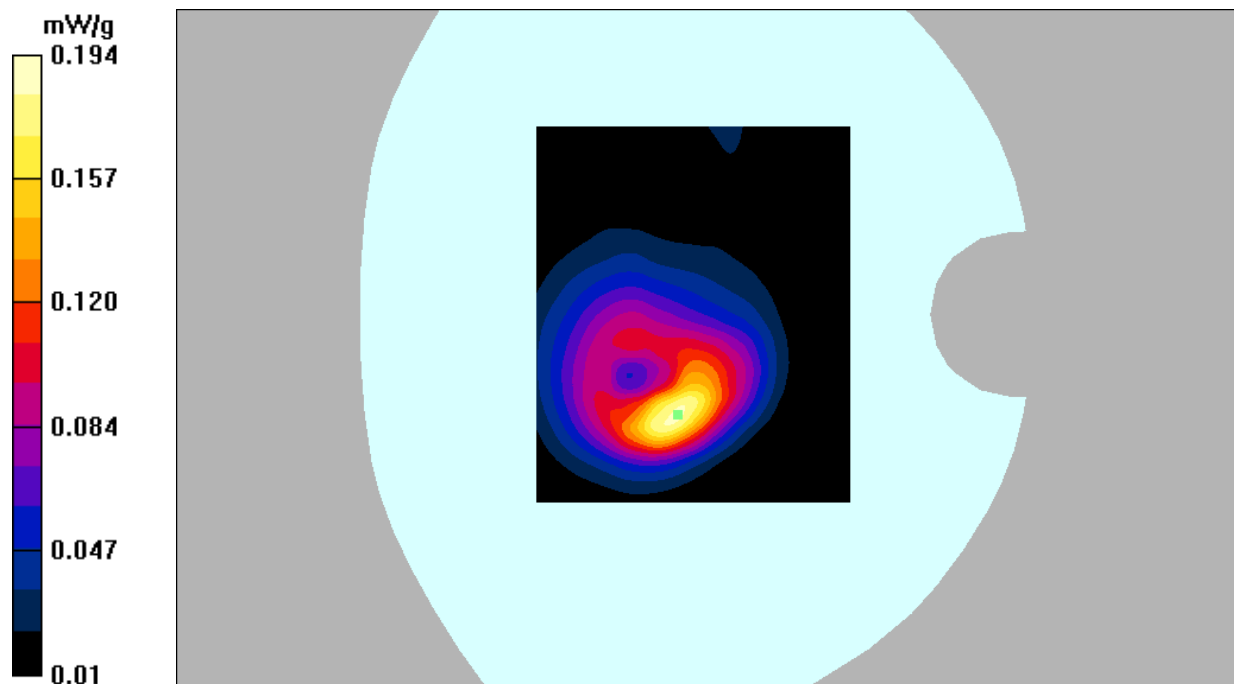
**Body Worn Back/GSM 850 Mid/Zoom Scan (7x7x7)/Cube 0:** Measurement grid: dx=5mm, dy=5mm, dz=5mm

Reference Value = 8.27 V/m; Power Drift = -0.029 dB

Peak SAR (extrapolated) = 0.432 W/kg

**SAR(1 g) = 0.175 mW/g; SAR(10 g) = 0.087 mW/g**

Maximum value of SAR (measured) = 0.194 mW/g



**DUT: Mobile Phone; Type: Fury W242;**

Communication System: GPRS-2slots; Frequency: 836.6 MHz; Duty Cycle: 1:4

Medium parameters used:  $f = 836.6$  MHz;  $\sigma = 0.95$  mho/m;  $\epsilon_r = 55.12$ ;  $\rho = 1000$  kg/m<sup>3</sup>

Phantom section: Flat Section

DASY4 Configuration:

- Probe: EX3DV4 – SN7382; ConvF(10.54, 10.54, 10.54); Calibrated: 26/10/2016

- Sensor-Surface: 4mm (Mechanical Surface Detection)

- Electronics: DAE – SN772; Calibrated: 25/10/2016

- Phantom: TWIN SAM; Type: Twin SAM V5.0; Serial: 1909

- Measurement SW: DASY4, V4.5 Build 19; Postprocessing SW: SEMCAD, V1.8 Build 145

**Body Back/GSM 850 Mid/Area Scan (101x121x1):** Measurement grid: dx=10mm, dy=10mm

Maximum value of SAR (interpolated) = 0.253 mW/g

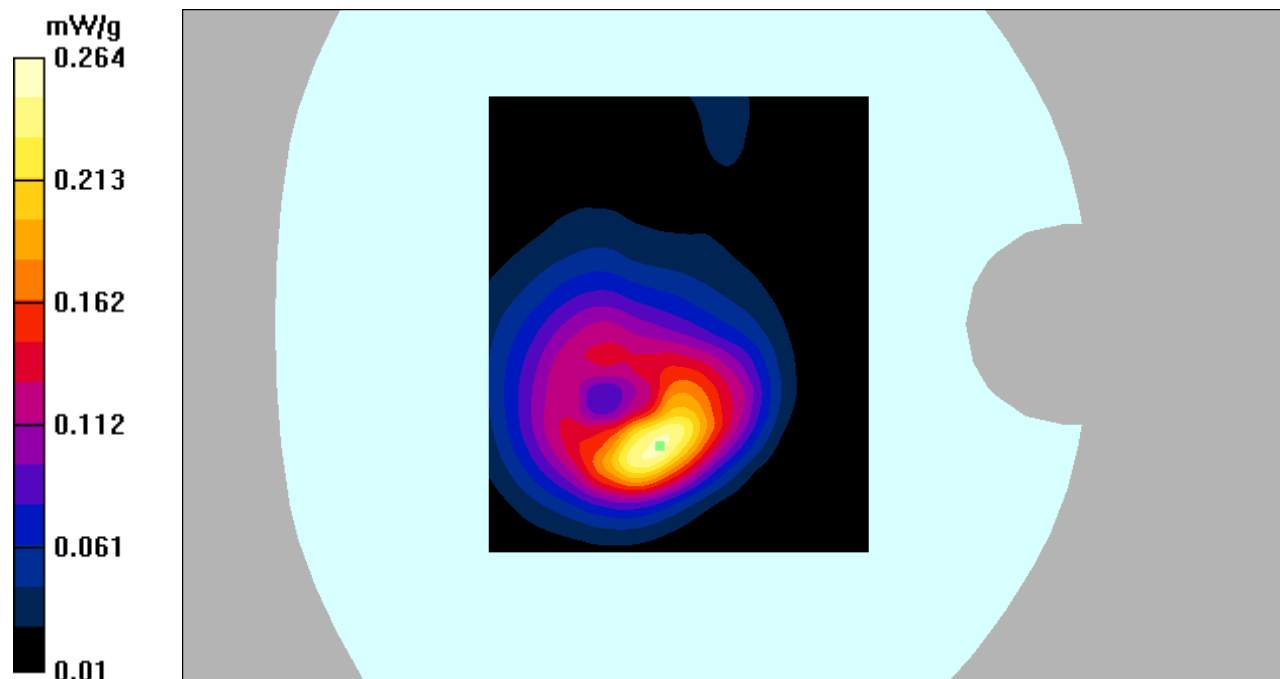
**Body Back/GSM 850 Mid/Zoom Scan (7x7x7)/Cube 0:** Measurement grid: dx=5mm, dy=5mm, dz=5mm

Reference Value = 9.77 V/m; Power Drift = -0.088 dB

Peak SAR (extrapolated) = 0.584 W/kg

**SAR(1 g) = 0.236 mW/g; SAR(10 g) = 0.119 mW/g**

Maximum value of SAR (measured) = 0.264 mW/g



**DUT: Mobile Phone; Type: Fury W242;**

Communication System: GSM; Frequency: 1880 MHz; Duty Cycle: 1:8

Medium parameters used:  $f = 1880$  MHz;  $\sigma = 1.42$  mho/m;  $\epsilon_r = 39.33$ ;  $\rho = 1000$  kg/m<sup>3</sup>

Phantom section: Flat Section

DASY4 Configuration:

- Probe: EX3DV4 – SN7382; ConvF(8.71, 8.71, 8.71); Calibrated: 26/10/2016

- Sensor-Surface: 4mm (Mechanical Surface Detection)

- Electronics: DAE – SN772; Calibrated: 25/10/2016

- Phantom: TWIN SAM; Type: Twin SAM V5.0; Serial: 1909

- Measurement SW: DASY4, V4.5 Build 19; Postprocessing SW: SEMCAD, V1.8 Build 145

**Head Cheek/GSM 1900 Mid/Area Scan (91x121x1):** Measurement grid: dx=10mm, dy=10mm

Maximum value of SAR (interpolated) = 0.083 mW/g

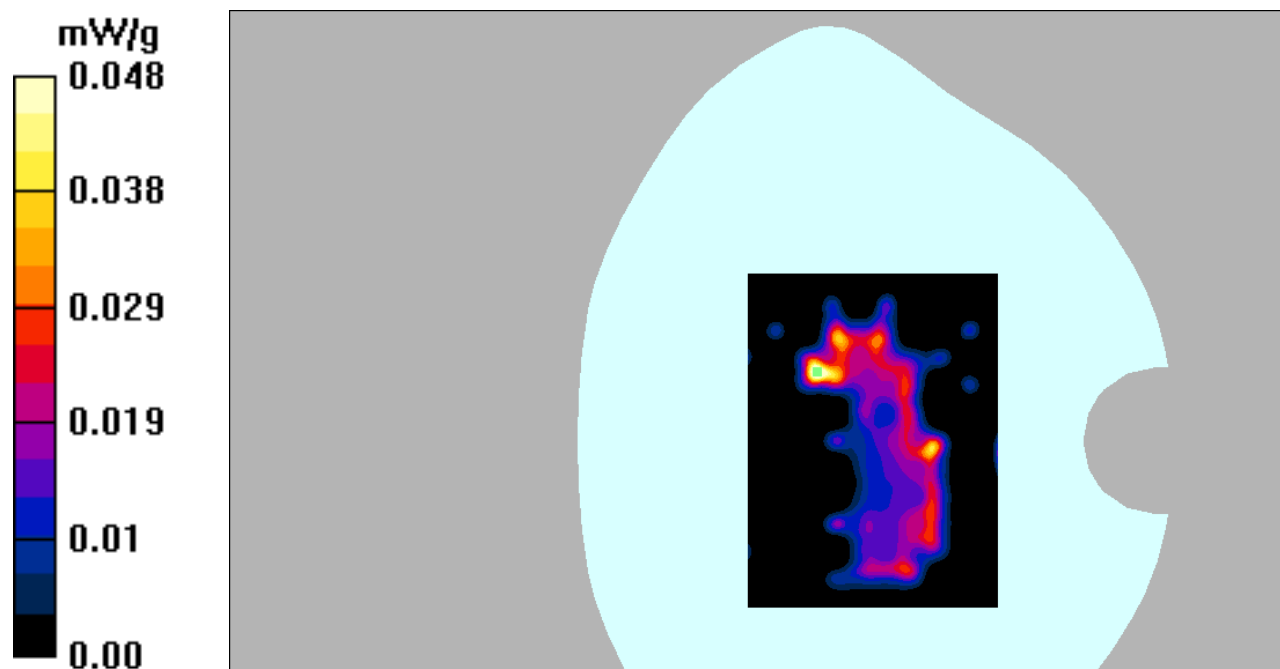
**Head Cheek/GSM 1900 Mid/Zoom Scan (7x7x7)/Cube 0:** Measurement grid: dx=5mm, dy=5mm, dz=5mm

Reference Value = 1.86 V/m; Power Drift = 0.12 dB

Peak SAR (extrapolated) = 0.053 W/kg

**SAR(1 g) = 0.043 mW/g; SAR(10 g) = 0.025 mW/g**

Maximum value of SAR (measured) = 0.048 mW/g



**DUT: Mobile Phone; Type: Fury W242;**

Communication System: GSM; Frequency: 1880 MHz; Duty Cycle: 1:8

Medium parameters used:  $f = 1880$  MHz;  $\sigma = 1.52$  mho/m;  $\epsilon_r = 52.6$ ;  $\rho = 1000$  kg/m<sup>3</sup>

Phantom section: Flat Section

**DASY4 Configuration:**

- Probe: EX3DV4 – SN7382; ConvF(8.31, 8.31, 8.31); Calibrated: 26/10/2016

- Sensor-Surface: 4mm (Mechanical Surface Detection)

- Electronics: DAE – SN772; Calibrated: 25/10/2016

- Phantom: TWIN SAM; Type: Twin SAM V5.0; Serial: 1909

- Measurement SW: DASY4, V4.5 Build 19; Postprocessing SW: SEMCAD, V1.8 Build 145

**Body Back/GSM 1900 Mid/Area Scan (101x121x1):** Measurement grid: dx=10mm, dy=10mm

Maximum value of SAR (interpolated) = 0.146 mW/g

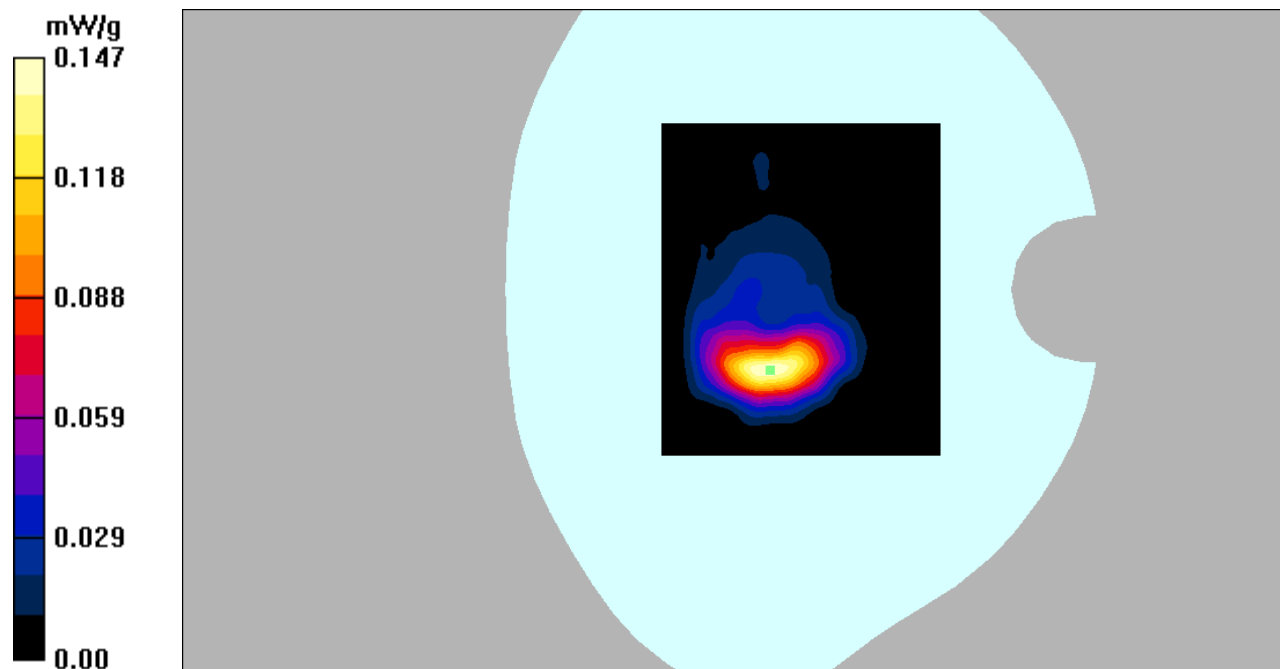
**Body Back/GSM 1900 Mid/Zoom Scan (7x7x7)/Cube 0:** Measurement grid: dx=5mm, dy=5mm, dz=5mm

Reference Value = 3.65 V/m; Power Drift = 0.094 dB

Peak SAR (extrapolated) = 0.297 W/kg

**SAR(1 g) = 0.130 mW/g; SAR(10 g) = 0.058 mW/g**

Maximum value of SAR (measured) = 0.147 mW/g



**DUT: Mobile Phone; Type: Fury W242;**

Communication System: GPRS-3slots; Frequency: 1880 MHz;Duty Cycle: 1:2.67

Medium parameters used:  $f = 1880$  MHz;  $\sigma = 1.52$  mho/m;  $\epsilon_r = 52.6$ ;  $\rho = 1000$  kg/m<sup>3</sup>

Phantom section: Flat Section

**DASY4 Configuration:**

- Probe: EX3DV4 – SN7382; ConvF(8.31, 8.31, 8.31); Calibrated: 26/10/2016

- Sensor-Surface: 4mm (Mechanical Surface Detection)

- Electronics: DAE – SN772; Calibrated: 25/10/2016

- Phantom: TWIN SAM; Type: Twin SAM V5.0; Serial: 1909

- Measurement SW: DASY4, V4.5 Build 19; Postprocessing SW: SEMCAD, V1.8 Build 145

**Body Back/GSM 1900 Mid/Area Scan (101x121x1):** Measurement grid: dx=10mm, dy=10mm

Maximum value of SAR (interpolated) = 0.334 mW/g

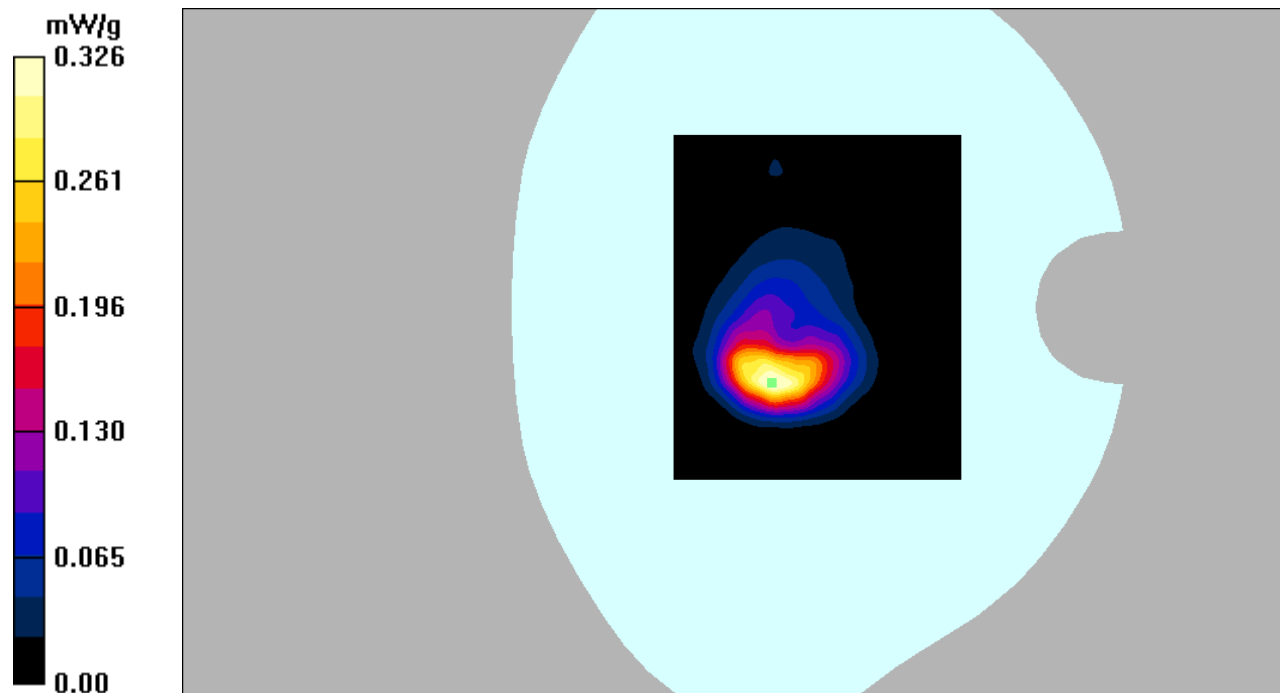
**Body Back/GSM 1900 Mid/Zoom Scan (7x7x7)/Cube 0:** Measurement grid: dx=5mm, dy=5mm, dz=5mm

Reference Value = 6.70 V/m; Power Drift = -0.064 dB

Peak SAR (extrapolated) = 0.750 W/kg

**SAR(1 g) = 0.287 mW/g; SAR(10 g) = 0.125 mW/g**

Maximum value of SAR (measured) = 0.326 mW/g



**DUT: Mobile Phone; Type: Fury W242;**

Communication System: WCDMA; Frequency: 836.6 MHz; Duty Cycle: 1:1

Medium parameters used:  $f = 836.6$  MHz;  $\sigma = 0.91$  mho/m;  $\epsilon_r = 41.92$ ;  $\rho = 1000$  kg/m<sup>3</sup>

Phantom section: Flat Section

DASY4 Configuration:

- Probe: EX3DV4 – SN7382; ConvF(10.50, 10.50, 10.50); Calibrated: 26/10/2016

- Sensor-Surface: 4mm (Mechanical Surface Detection)

- Electronics: DAE – SN772; Calibrated: 25/10/2016

- Phantom: TWIN SAM; Type: Twin SAM V5.0; Serial: 1909

- Measurement SW: DASY4, V4.5 Build 19; Postprocessing SW: SEMCAD, V1.8 Build 145

**Head Cheek/WCDMA Band 5 Mid/Area Scan (101x121x1):** Measurement grid: dx=10mm, dy=10mm

Maximum value of SAR (interpolated) = 0.102 mW/g

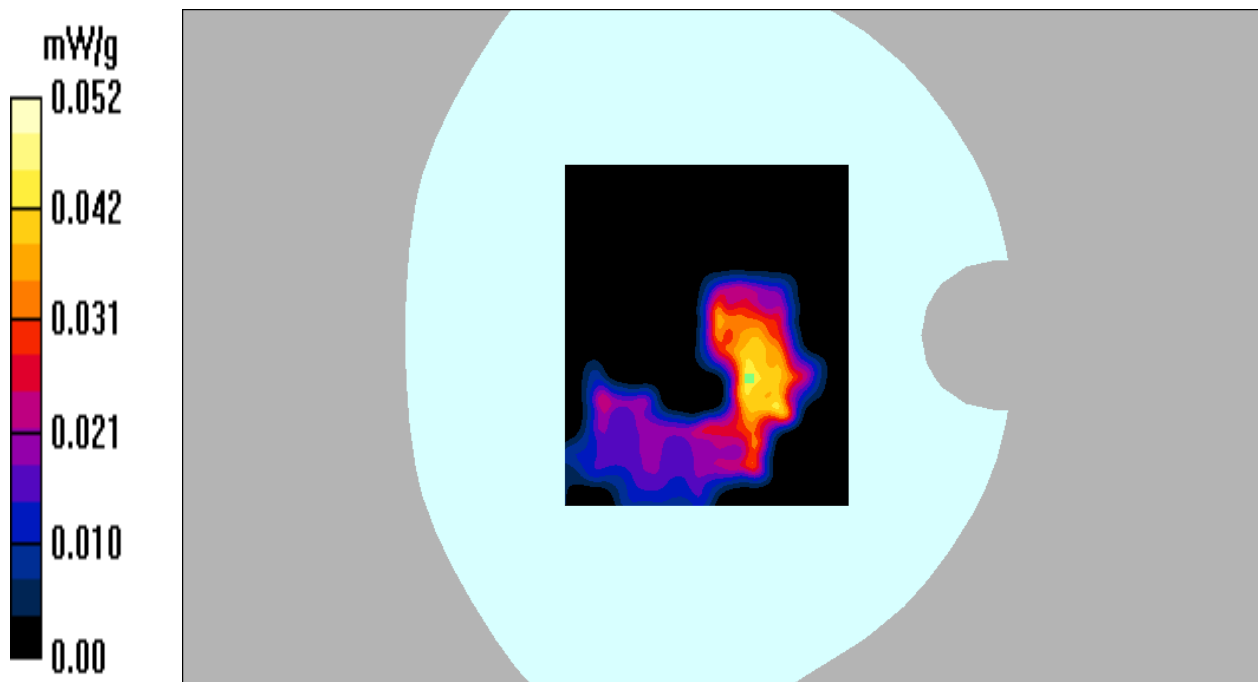
**Head Cheek/WCDMA Band 5 Mid/Zoom Scan (7x7x7)/Cube 0:** Measurement grid: dx=5mm, dy=5mm, dz=5mm

Reference Value = 4.16 V/m; Power Drift = -0.101 dB

Peak SAR (extrapolated) = 0.013 W/kg

**SAR(1 g) = 0.048 mW/g; SAR(10 g) = 0.035 mW/g**

Maximum value of SAR (measured) = 0.052 mW/g



**DUT: Mobile Phone; Type: Fury W242;**

Communication System: WCDMA; Frequency: 836.6 MHz; Duty Cycle: 1:1

Medium parameters used:  $f = 836.6$  MHz;  $\sigma = 0.95$  mho/m;  $\epsilon_r = 55.12$ ;  $\rho = 1000$  kg/m<sup>3</sup>

Phantom section: Flat Section

**DASY4 Configuration:**

- Probe: EX3DV4 – SN7382; ConvF(10.54, 10.54, 10.54); Calibrated: 26/10/2016

- Sensor-Surface: 4mm (Mechanical Surface Detection)

- Electronics: DAE – SN772; Calibrated: 25/10/2016

- Phantom: TWIN SAM; Type: Twin SAM V5.0; Serial: 1909

- Measurement SW: DASY4, V4.5 Build 19; Postprocessing SW: SEMCAD, V1.8 Build 145

**Body Back/WCDMA Band 5 Mid/Area Scan (101x121x1):** Measurement grid: dx=10mm, dy=10mm

Maximum value of SAR (interpolated) = 0.149 mW/g

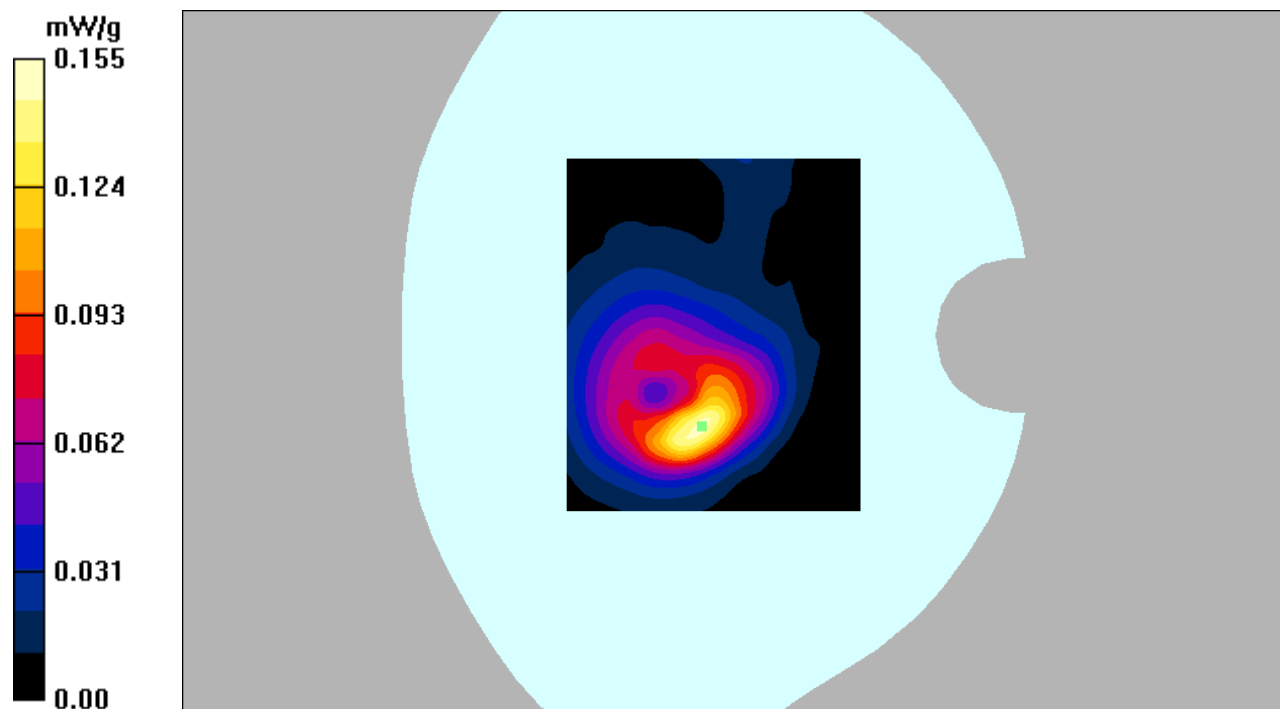
**Body Back/WCDMA Band 5 Mid/Zoom Scan (7x7x7)/Cube 0:** Measurement grid: dx=5mm, dy=5mm, dz=5mm

Reference Value = 7.06 V/m; Power Drift = -0.180 dB

Peak SAR (extrapolated) = 0.356 W/kg

**SAR(1 g) = 0.140 mW/g; SAR(10 g) = 0.070 mW/g**

Maximum value of SAR (measured) = 0.155 mW/g





**DUT: Mobile Phone; Type: Fury W242;**

Communication System: WCDMA; Frequency: 1852.4 MHz; Duty Cycle: 1:1

Medium parameters used:  $f = 1852.4$  MHz;  $\sigma = 1.41$  mho/m;  $\epsilon_r = 40.46$ ;  $\rho = 1000$  kg/m<sup>3</sup>

Phantom section: Flat Section

DASY4 Configuration:

- Probe: EX3DV4 – SN7382; ConvF(8.71, 8.71, 8.71); Calibrated: 26/10/2016

- Sensor-Surface: 4mm (Mechanical Surface Detection)

- Electronics: DAE – SN772; Calibrated: 25/10/2016

- Phantom: TWIN SAM; Type: Twin SAM V5.0; Serial: 1909

- Measurement SW: DASY4, V4.5 Build 19; Postprocessing SW: SEMCAD, V1.8 Build 145

**Head Cheek/WCDMA Band 2 Low/Area Scan (91x121x1):** Measurement grid: dx=10mm, dy=10mm

Maximum value of SAR (interpolated) = 0.085 mW/g

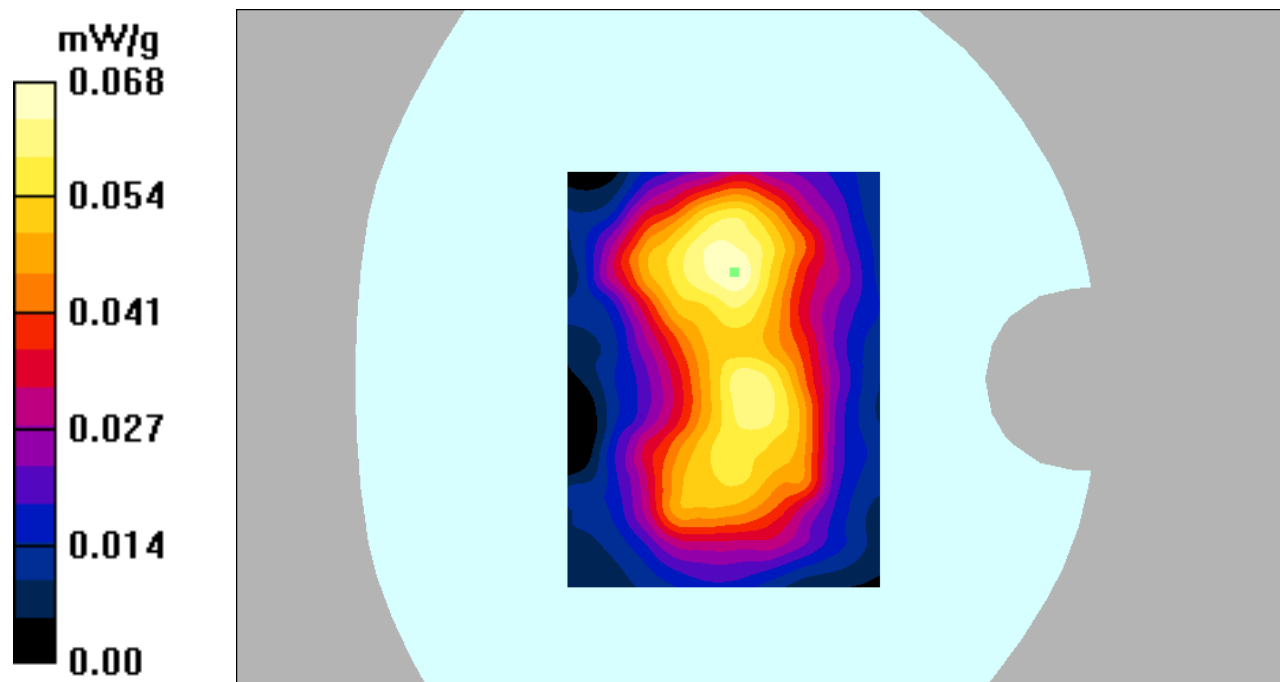
**Head Cheek/WCDMA Band 2 Low/Zoom Scan (7x7x7)/Cube 0:** Measurement grid: dx=5mm, dy=5mm, dz=5mm

Reference Value = 5.95 V/m; Power Drift = -0.102 dB

Peak SAR (extrapolated) = 0.074 W/kg

**SAR(1 g) = 0.063 mW/g; SAR(10 g) = 0.044 mW/g**

Maximum value of SAR (measured) = 0.068 mW/g



**DUT: Mobile Phone; Type: Fury W242;**

Communication System: WCDMA; Frequency: 1852.4 MHz; Duty Cycle: 1:1

Medium parameters used:  $f = 1852.4$  MHz;  $\sigma = 1.52$  mho/m;  $\epsilon_r = 53.59$ ;  $\rho = 1000$  kg/m<sup>3</sup>

Phantom section: Flat Section

**DASY4 Configuration:**

- Probe: EX3DV4 – SN7382; ConvF(8.31, 8.31, 8.31); Calibrated: 26/10/2016

- Sensor-Surface: 4mm (Mechanical Surface Detection)

- Electronics: DAE – SN772; Calibrated: 25/10/2016

- Phantom: TWIN SAM; Type: Twin SAM V5.0; Serial: 1909

- Measurement SW: DASY4, V4.5 Build 19; Postprocessing SW: SEMCAD, V1.8 Build 145

**Body Back/WCDMA Band 2 Low/Area Scan (101x121x1):** Measurement grid: dx=10mm, dy=10mm

Maximum value of SAR (interpolated) = 0.507 mW/g

**Body Back/WCDMA Band 2 Low/Zoom Scan (7x7x7)/Cube 0:** Measurement grid: dx=5mm, dy=5mm, dz=5mm

Reference Value = 7.91 V/m; Power Drift = 0.034 dB

Peak SAR (extrapolated) = 1.17 W/kg

**SAR(1 g) = 0.443 mW/g; SAR(10 g) = 0.191 mW/g**

Maximum value of SAR (measured) = 0.512 mW/g

