

Test Plot 1#: GSM 850_Head Left Cheek_Middle**DUT: Mobile phone; Type: S50G; Serial: 17090100221**

Communication System: Generic GSM; Frequency: 836.6 MHz; Duty Cycle: 1:8
Medium parameters used: $f = 836.6$ MHz; $\sigma = 0.896$ S/m; $\epsilon_r = 41.811$; $\rho = 1000$ kg/m³ ;
Phantom section: Left Section

DASY5 Configuration:

- Probe: EX3DV4 - SN7329; ConvF(9.36, 9.36, 9.36); Calibrated: 2017/3/13;
- Sensor-Surface: 1.4mm (Mechanical Surface Detection)
- Electronics: DAE4 Sn772; Calibrated: 2017/10/9
- Phantom: Twin SAM; Type: Twin SAM V5.0; Serial: 1412
- Measurement SW: DASY52, Version 52.8 (8);

Area Scan (121x71x1): Interpolated grid: dx=1.500 mm, dy=1.500 mm

Maximum value of SAR (interpolated) = 0.384 W/kg

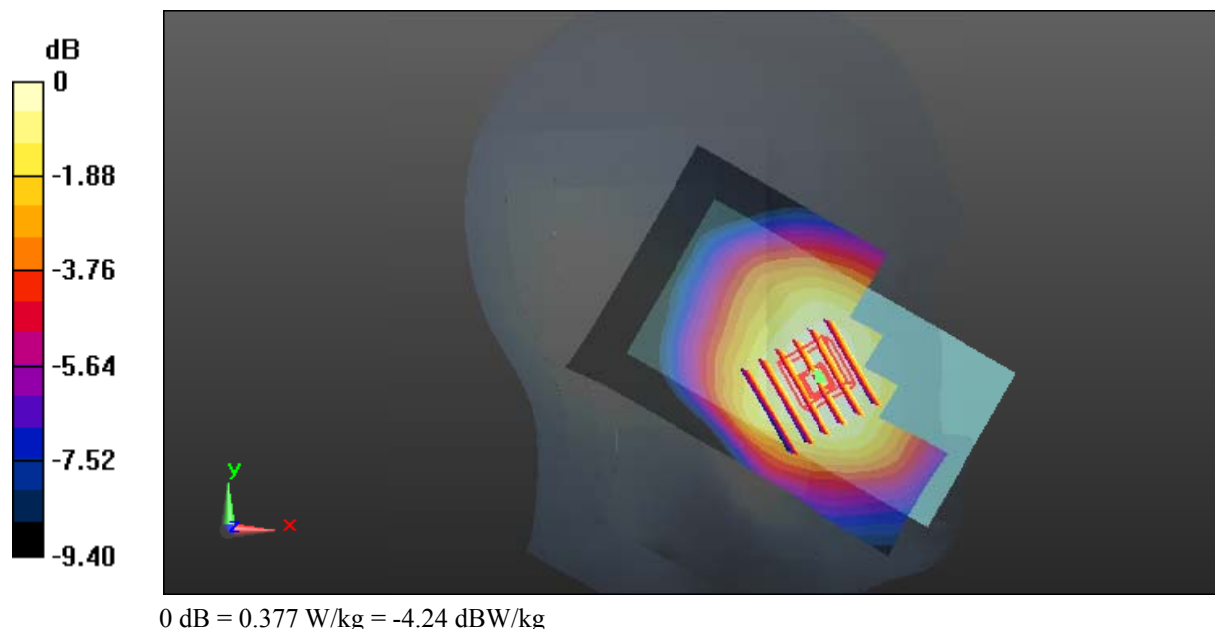
Zoom Scan (6x6x7)/Cube 0: Measurement grid: dx=8mm, dy=8mm, dz=5mm

Reference Value = 7.201 V/m; Power Drift = 0.02 dB

Peak SAR (extrapolated) = 0.413 W/kg

SAR(1 g) = 0.322 W/kg; SAR(10 g) = 0.251 W/kg

Maximum value of SAR (measured) = 0.377 W/kg



Test Plot 2#: GSM 850_Head Left Tilt_Middle**DUT: Mobile phone; Type: S50G; Serial: 17090100221**

Communication System: Generic GSM; Frequency: 836.6 MHz; Duty Cycle: 1:8
Medium parameters used: $f = 836.6$ MHz; $\sigma = 0.896$ S/m; $\epsilon_r = 41.811$; $\rho = 1000$ kg/m³ ;
Phantom section: Left Section

DASY5 Configuration:

- Probe: EX3DV4 - SN7329; ConvF(9.36, 9.36, 9.36); Calibrated: 2017/3/13;
- Sensor-Surface: 1.4mm (Mechanical Surface Detection)
- Electronics: DAE4 Sn772; Calibrated: 2017/10/9
- Phantom: Twin SAM; Type: Twin SAM V5.0; Serial: 1412
- Measurement SW: DASY52, Version 52.8 (8);

Area Scan (121x71x1): Interpolated grid: dx=1.500 mm, dy=1.500 mm

Maximum value of SAR (interpolated) = 0.212 W/kg


Zoom Scan (6x6x7)/Cube 0: Measurement grid: dx=8mm, dy=8mm, dz=5mm

Reference Value = 9.972 V/m; Power Drift = -0.02 dB

Peak SAR (extrapolated) = 0.231 W/kg

SAR(1 g) = 0.177 W/kg; SAR(10 g) = 0.139 W/kg

Maximum value of SAR (measured) = 0.212 W/kg



Test Plot 3#: GSM 850_Head Right Cheek_Low**DUT: Mobile phone; Type: S50G; Serial: 17090100221**

Communication System: Generic GSM; Frequency: 824.2 MHz; Duty Cycle: 1:8
Medium parameters used: $f = 824.2$ MHz; $\sigma = 0.889$ S/m; $\epsilon_r = 41.635$; $\rho = 1000$ kg/m³ ;
Phantom section: Right Section

DASY5 Configuration:

- Probe: EX3DV4 - SN7329; ConvF(9.36, 9.36, 9.36); Calibrated: 2017/3/13;
- Sensor-Surface: 1.4mm (Mechanical Surface Detection)
- Electronics: DAE4 Sn772; Calibrated: 2017/10/9
- Phantom: Twin SAM; Type: Twin SAM V5.0; Serial: 1412
- Measurement SW: DASY52, Version 52.8 (8);

Area Scan (121x71x1): Interpolated grid: dx=1.500 mm, dy=1.500 mm

Maximum value of SAR (interpolated) = 0.482 W/kg

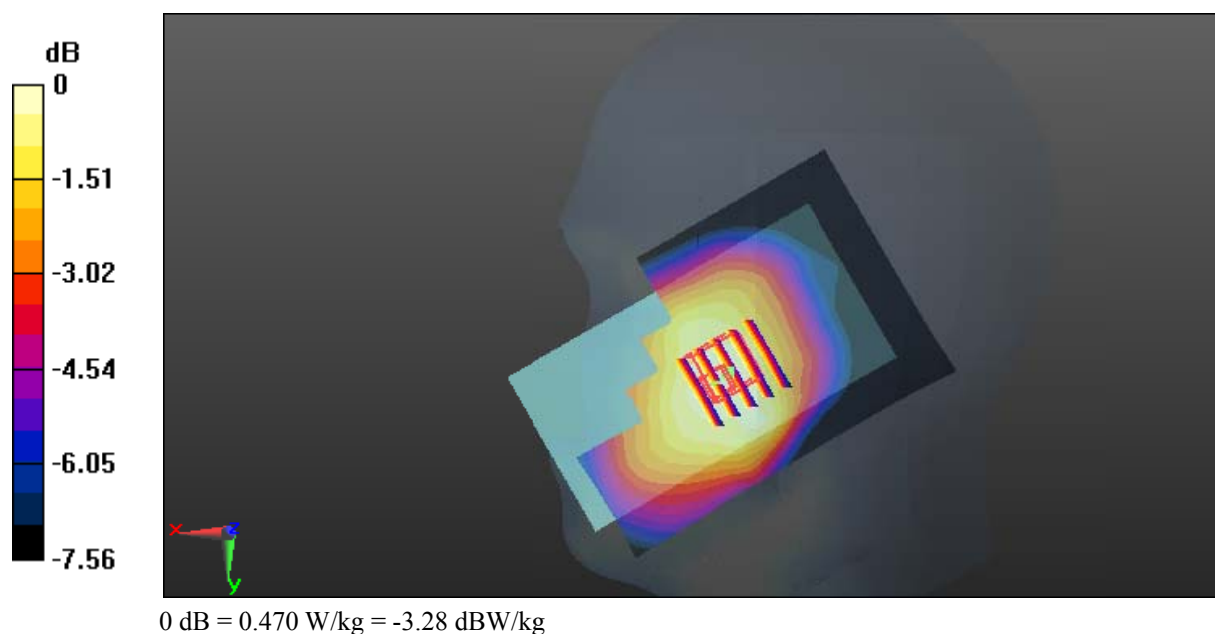
Zoom Scan (5x5x7)/Cube 0: Measurement grid: dx=8mm, dy=8mm, dz=5mm

Reference Value = 8.819 V/m; Power Drift = 0.17 dB

Peak SAR (extrapolated) = 0.503 W/kg

SAR(1 g) = 0.394 W/kg; SAR(10 g) = 0.311 W/kg

Maximum value of SAR (measured) = 0.470 W/kg



Test Plot 4#: GSM 850_Head Right Cheek_Middle**DUT: Mobile phone; Type: S50G; Serial: 17090100221**

Communication System: Generic GSM; Frequency: 836.6 MHz; Duty Cycle: 1:8
Medium parameters used: $f = 836.6$ MHz; $\sigma = 0.896$ S/m; $\epsilon_r = 41.811$; $\rho = 1000$ kg/m³ ;
Phantom section: Right Section

DASY5 Configuration:

- Probe: EX3DV4 - SN7329; ConvF(9.36, 9.36, 9.36); Calibrated: 2017/3/13;
- Sensor-Surface: 1.4mm (Mechanical Surface Detection)
- Electronics: DAE4 Sn772; Calibrated: 2017/10/9
- Phantom: Twin SAM; Type: Twin SAM V5.0; Serial: 1412
- Measurement SW: DASY52, Version 52.8 (8);

Area Scan (121x71x1): Interpolated grid: dx=1.500 mm, dy=1.500 mm

Maximum value of SAR (interpolated) = 0.478 W/kg


Zoom Scan (5x5x7)/Cube 0: Measurement grid: dx=8mm, dy=8mm, dz=5mm

Reference Value = 8.781 V/m; Power Drift = 0.14 dB

Peak SAR (extrapolated) = 0.490 W/kg

SAR(1 g) = 0.381 W/kg; SAR(10 g) = 0.300 W/kg

Maximum value of SAR (measured) = 0.451 W/kg



Test Plot 5#: GSM 850_Head Right Cheek_High**DUT: Mobile phone; Type: S50G; Serial: 17090100221**

Communication System: Generic GSM; Frequency: 848.8 MHz; Duty Cycle: 1:8
Medium parameters used: $f = 848.8$ MHz; $\sigma = 0.903$ S/m; $\epsilon_r = 41.77$; $\rho = 1000$ kg/m³ ;
Phantom section: Right Section

DASY5 Configuration:

- Probe: EX3DV4 - SN7329; ConvF(9.36, 9.36, 9.36); Calibrated: 2017/3/13;
- Sensor-Surface: 1.4mm (Mechanical Surface Detection)
- Electronics: DAE4 Sn772; Calibrated: 2017/10/9
- Phantom: Twin SAM; Type: Twin SAM V5.0; Serial: 1412
- Measurement SW: DASY52, Version 52.8 (8);

Area Scan (121x71x1): Interpolated grid: dx=1.500 mm, dy=1.500 mm

Maximum value of SAR (interpolated) = 0.477 W/kg


Zoom Scan (5x5x7)/Cube 0: Measurement grid: dx=8mm, dy=8mm, dz=5mm

Reference Value = 8.985 V/m; Power Drift = -0.02 dB

Peak SAR (extrapolated) = 0.502 W/kg

SAR(1 g) = 0.396 W/kg; SAR(10 g) = 0.309 W/kg

Maximum value of SAR (measured) = 0.469 W/kg



Test Plot 6#: GSM 850_Head Right Tilt_Middle**DUT: Mobile phone; Type: S50G; Serial: 17090100221**

Communication System: Generic GSM; Frequency: 836.6 MHz; Duty Cycle: 1:8
Medium parameters used: $f = 836.6$ MHz; $\sigma = 0.896$ S/m; $\epsilon_r = 41.811$; $\rho = 1000$ kg/m³ ;
Phantom section: Right Section

DASY5 Configuration:

- Probe: EX3DV4 - SN7329; ConvF(9.36, 9.36, 9.36); Calibrated: 2017/3/13;
- Sensor-Surface: 1.4mm (Mechanical Surface Detection)
- Electronics: DAE4 Sn772; Calibrated: 2017/10/9
- Phantom: Twin SAM; Type: Twin SAM V5.0; Serial: 1412
- Measurement SW: DASY52, Version 52.8 (8);

Area Scan (121x71x1): Interpolated grid: dx=1.500 mm, dy=1.500 mm

Maximum value of SAR (interpolated) = 0.283 W/kg

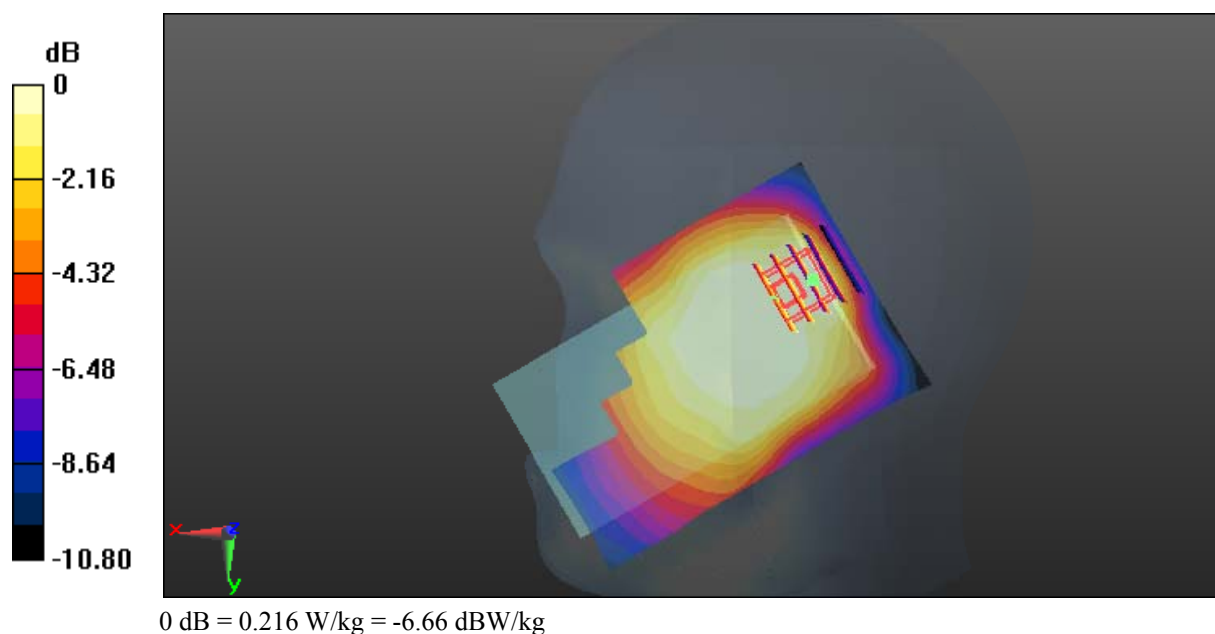
Zoom Scan (5x5x7)/Cube 0: Measurement grid: dx=8mm, dy=8mm, dz=5mm

Reference Value = 13.42 V/m; Power Drift = 0.04 dB

Peak SAR (extrapolated) = 0.300 W/kg

SAR(1 g) = 0.171 W/kg; SAR(10 g) = 0.123 W/kg

Maximum value of SAR (measured) = 0.216 W/kg



Test Plot 7#: GSM 850_Body Worn Back_Middle**DUT: Mobile phone; Type: S50G; Serial: 17090100221**

Communication System: Generic GSM; Frequency: 836.6 MHz; Duty Cycle: 1:8
Medium parameters used: $f = 836.6$ MHz; $\sigma = 0.964$ S/m; $\epsilon_r = 56.487$; $\rho = 1000$ kg/m³ ;
Phantom section: Right Section

DASY5 Configuration:

- Probe: EX3DV4 - SN7329; ConvF(9.58, 9.58, 9.58); Calibrated: 2017/3/13;
- Sensor-Surface: 1.4mm (Mechanical Surface Detection)
- Electronics: DAE4 Sn772; Calibrated: 2017/10/9
- Phantom: Triple Flat Phantom 5.1C; Type: QD 000 P51 CA; Serial: 1130
- Measurement SW: DASY52, Version 52.8 (8);

Area Scan (111x71x1): Interpolated grid: dx=1.500 mm, dy=1.500 mm

Maximum value of SAR (interpolated) = 0.572 W/kg


Zoom Scan (5x5x7)/Cube 0: Measurement grid: dx=8mm, dy=8mm, dz=5mm

Reference Value = 22.51 V/m; Power Drift = -0.02 dB

Peak SAR (extrapolated) = 0.627 W/kg

SAR(1 g) = 0.482 W/kg; SAR(10 g) = 0.360 W/kg

Maximum value of SAR (measured) = 0.580 W/kg



Test Plot 8#: GSM 850_Body Back_Low**DUT: Mobile phone; Type: S50G; Serial: 17090100221**

Communication System: Generic GPRS-4 slots; Frequency: 824.2 MHz; Duty Cycle: 1:2
Medium parameters used: $f = 824.2$ MHz; $\sigma = 0.946$ S/m; $\epsilon_r = 56.078$; $\rho = 1000$ kg/m³ ;
Phantom section: Right Section

DASY5 Configuration:

- Probe: EX3DV4 - SN7329; ConvF(9.58, 9.58, 9.58); Calibrated: 2017/3/13;
- Sensor-Surface: 1.4mm (Mechanical Surface Detection)
- Electronics: DAE4 Sn772; Calibrated: 2017/10/9
- Phantom: Triple Flat Phantom 5.1C; Type: QD 000 P51 CA; Serial: 1130
- Measurement SW: DASY52, Version 52.8 (8);

Area Scan (111x71x1): Interpolated grid: dx=1.500 mm, dy=1.500 mm

Maximum value of SAR (interpolated) = 0.626 W/kg


Zoom Scan (5x5x7)/Cube 0: Measurement grid: dx=8mm, dy=8mm, dz=5mm

Reference Value = 23.46 V/m; Power Drift = 0.16 dB

Peak SAR (extrapolated) = 0.670 W/kg

SAR(1 g) = 0.523 W/kg; SAR(10 g) = 0.403 W/kg

Maximum value of SAR (measured) = 0.625 W/kg



Test Plot 9#: GSM 850_Body Back_Middle**DUT: Mobile phone; Type: S50G; Serial: 17090100221**

Communication System: Generic GPRS-4 slots; Frequency: 836.6 MHz; Duty Cycle: 1:2
Medium parameters used: $f = 836.6$ MHz; $\sigma = 0.964$ S/m; $\epsilon_r = 56.487$; $\rho = 1000$ kg/m³ ;
Phantom section: Right Section

DASY5 Configuration:

- Probe: EX3DV4 - SN7329; ConvF(9.58, 9.58, 9.58); Calibrated: 2017/3/13;
- Sensor-Surface: 1.4mm (Mechanical Surface Detection)
- Electronics: DAE4 Sn772; Calibrated: 2017/10/9
- Phantom: Triple Flat Phantom 5.1C; Type: QD 000 P51 CA; Serial: 1130
- Measurement SW: DASY52, Version 52.8 (8);

Area Scan (111x71x1): Interpolated grid: dx=1.500 mm, dy=1.500 mm

Maximum value of SAR (interpolated) = 0.634 W/kg


Zoom Scan (5x5x7)/Cube 0: Measurement grid: dx=8mm, dy=8mm, dz=5mm

Reference Value = 23.34 V/m; Power Drift = -0.06 dB

Peak SAR (extrapolated) = 0.680 W/kg

SAR(1 g) = 0.528 W/kg; SAR(10 g) = 0.404 W/kg

Maximum value of SAR (measured) = 0.631 W/kg



Test Plot 10#: GSM 850_Body Back_High**DUT: Mobile phone; Type: S50G; Serial: 17090100221**

Communication System: Generic GPRS-4 slots; Frequency: 848.8 MHz; Duty Cycle: 1:2
Medium parameters used: $f = 848.8$ MHz; $\sigma = 0.985$ S/m; $\epsilon_r = 56.397$; $\rho = 1000$ kg/m³ ;
Phantom section: Right Section

DASY5 Configuration:

- Probe: EX3DV4 - SN7329; ConvF(9.58, 9.58, 9.58); Calibrated: 2017/3/13;
- Sensor-Surface: 1.4mm (Mechanical Surface Detection)
- Electronics: DAE4 Sn772; Calibrated: 2017/10/9
- Phantom: Triple Flat Phantom 5.1C; Type: QD 000 P51 CA; Serial: 1130
- Measurement SW: DASY52, Version 52.8 (8);

Area Scan (111x71x1): Interpolated grid: dx=1.500 mm, dy=1.500 mm

Maximum value of SAR (interpolated) = 0.559 W/kg


Zoom Scan (5x5x7)/Cube 0: Measurement grid: dx=8mm, dy=8mm, dz=5mm

Reference Value = 21.85 V/m; Power Drift = 0.10 dB

Peak SAR (extrapolated) = 0.606 W/kg

SAR(1 g) = 0.470 W/kg; SAR(10 g) = 0.359 W/kg

Maximum value of SAR (measured) = 0.561 W/kg



Test Plot 11#: GSM 850_Body Right_Middle**DUT: Mobile phone; Type: S50G; Serial: 17090100221**

Communication System: Generic GPRS-4 slots; Frequency: 836.6 MHz; Duty Cycle: 1:2
Medium parameters used: $f = 836.6$ MHz; $\sigma = 0.964$ S/m; $\epsilon_r = 56.487$; $\rho = 1000$ kg/m³ ;
Phantom section: Right Section

DASY5 Configuration:

- Probe: EX3DV4 - SN7329; ConvF(9.58, 9.58, 9.58); Calibrated: 2017/3/13;
- Sensor-Surface: 1.4mm (Mechanical Surface Detection)
- Electronics: DAE4 Sn772; Calibrated: 2017/10/9
- Phantom: Triple Flat Phantom 5.1C; Type: QD 000 P51 CA; Serial: 1130
- Measurement SW: DASY52, Version 52.8 (8);

Area Scan (111x41x1): Interpolated grid: dx=1.500 mm, dy=1.500 mm

Maximum value of SAR (interpolated) = 0.440 W/kg


Zoom Scan (5x5x7)/Cube 0: Measurement grid: dx=8mm, dy=8mm, dz=5mm

Reference Value = 16.50 V/m; Power Drift = -0.16 dB

Peak SAR (extrapolated) = 0.486 W/kg

SAR(1 g) = 0.346 W/kg; SAR(10 g) = 0.242 W/kg

Maximum value of SAR (measured) = 0.437 W/kg



Test Plot 12#: GSM 850_Body Bottom_Middle**DUT: Mobile phone; Type: S50G; Serial: 17090100221**

Communication System: Generic GPRS-4 slots; Frequency: 836.6 MHz; Duty Cycle: 1:2
Medium parameters used: $f = 836.6$ MHz; $\sigma = 0.964$ S/m; $\epsilon_r = 56.487$; $\rho = 1000$ kg/m³ ;
Phantom section: Right Section

DASY5 Configuration:

- Probe: EX3DV4 - SN7329; ConvF(9.58, 9.58, 9.58); Calibrated: 2017/3/13;
- Sensor-Surface: 1.4mm (Mechanical Surface Detection)
- Electronics: DAE4 Sn772; Calibrated: 2017/10/9
- Phantom: Triple Flat Phantom 5.1C; Type: QD 000 P51 CA; Serial: 1130
- Measurement SW: DASY52, Version 52.8 (8);

Area Scan (41x71x1): Interpolated grid: dx=1.500 mm, dy=1.500 mm

Maximum value of SAR (interpolated) = 0.373 W/kg


Zoom Scan (5x5x7)/Cube 0: Measurement grid: dx=8mm, dy=8mm, dz=5mm

Reference Value = 15.99 V/m; Power Drift = -0.13 dB

Peak SAR (extrapolated) = 0.454 W/kg

SAR(1 g) = 0.241 W/kg; SAR(10 g) = 0.149 W/kg

Maximum value of SAR (measured) = 0.356 W/kg



Test Plot 13#: GSM 1900_Head Left Cheek_Middle**DUT: Mobile phone; Type: S50G; Serial: 17090100221**

Communication System: Generic GSM; Frequency: 1880 MHz; Duty Cycle: 1:8
Medium parameters used: $f = 1880$ MHz; $\sigma = 1.389$ S/m; $\epsilon_r = 40.259$; $\rho = 1000$ kg/m³ ;
Phantom section: Left Section

DASY5 Configuration:

- Probe: EX3DV4 - SN7329; ConvF(8.18, 8.18, 8.18); Calibrated: 2017/3/13;
- Sensor-Surface: 1.4mm (Mechanical Surface Detection)
- Electronics: DAE4 Sn772; Calibrated: 2017/10/9
- Phantom: Twin SAM; Type: Twin SAM V5.0; Serial: 1412
- Measurement SW: DASY52, Version 52.8 (8);

Area Scan (121x71x1): Interpolated grid: dx=1.500 mm, dy=1.500 mm

Maximum value of SAR (interpolated) = 0.153 W/kg

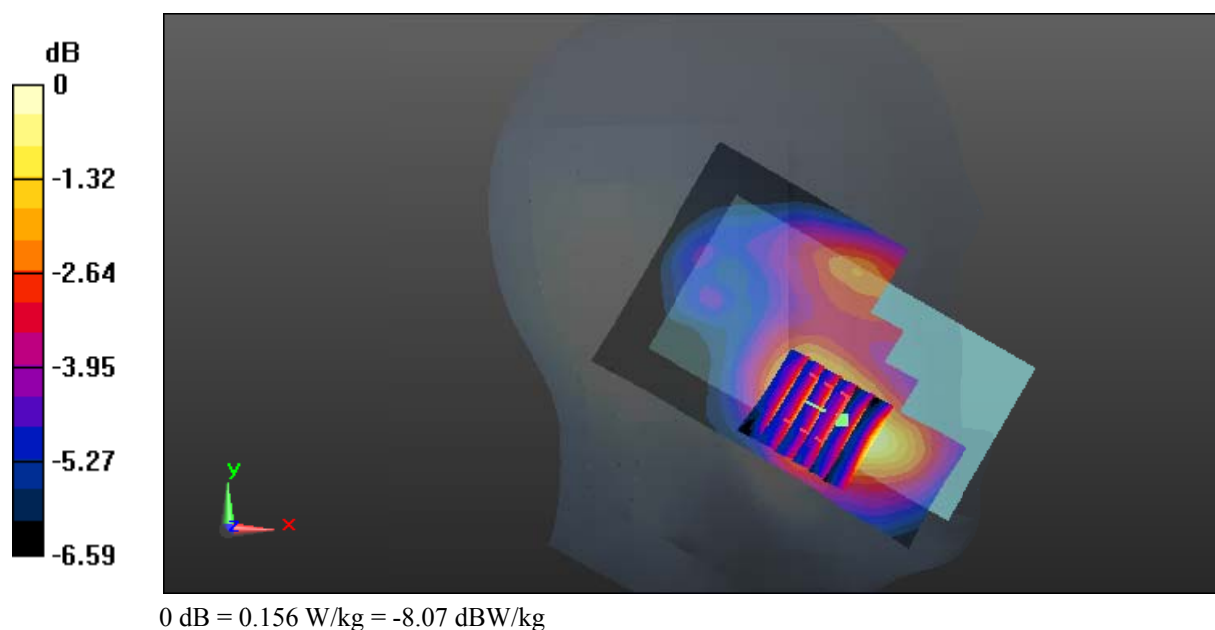
Zoom Scan (6x6x7)/Cube 0: Measurement grid: dx=8mm, dy=8mm, dz=5mm

Reference Value = 6.206 V/m; Power Drift = -0.06 dB

Peak SAR (extrapolated) = 0.175 W/kg

SAR(1 g) = 0.124 W/kg; SAR(10 g) = 0.090 W/kg

Maximum value of SAR (measured) = 0.156 W/kg



Test Plot 14#: GSM 1900_Head Left Tilt_Middle**DUT: Mobile phone; Type: S50G; Serial: 17090100221**

Communication System: Generic GSM; Frequency: 1880 MHz; Duty Cycle: 1:8
Medium parameters used: $f = 1880$ MHz; $\sigma = 1.389$ S/m; $\epsilon_r = 40.259$; $\rho = 1000$ kg/m³ ;
Phantom section: Left Section

DASY5 Configuration:

- Probe: EX3DV4 - SN7329; ConvF(8.18, 8.18, 8.18); Calibrated: 2017/3/13;
- Sensor-Surface: 1.4mm (Mechanical Surface Detection)
- Electronics: DAE4 Sn772; Calibrated: 2017/10/9
- Phantom: Twin SAM; Type: Twin SAM V5.0; Serial: 1412
- Measurement SW: DASY52, Version 52.8 (8);

Area Scan (121x71x1): Interpolated grid: dx=1.500 mm, dy=1.500 mm

Maximum value of SAR (interpolated) = 0.0479 W/kg


Zoom Scan (5x5x7)/Cube 0: Measurement grid: dx=8mm, dy=8mm, dz=5mm

Reference Value = 5.344 V/m; Power Drift = -0.14 dB

Peak SAR (extrapolated) = 0.0530 W/kg

SAR(1 g) = 0.034 W/kg; SAR(10 g) = 0.023 W/kg

Maximum value of SAR (measured) = 0.0460 W/kg



Test Plot 15#: GSM 1900_Head Right Cheek_Low**DUT: Mobile phone; Type: S50G; Serial: 17090100221**

Communication System: Generic GSM; Frequency: 1850.2 MHz; Duty Cycle: 1:8
Medium parameters used: $f = 1850.2$ MHz; $\sigma = 1.378$ S/m; $\epsilon_r = 40.284$; $\rho = 1000$ kg/m³ ;
Phantom section: Right Section

DASY5 Configuration:

- Probe: EX3DV4 - SN7329; ConvF(8.18, 8.18, 8.18); Calibrated: 2017/3/13;
- Sensor-Surface: 1.4mm (Mechanical Surface Detection)
- Electronics: DAE4 Sn772; Calibrated: 2017/10/9
- Phantom: Twin SAM; Type: Twin SAM V5.0; Serial: 1412
- Measurement SW: DASY52, Version 52.8 (8);

Area Scan (121x71x1): Interpolated grid: dx=1.500 mm, dy=1.500 mm

Maximum value of SAR (interpolated) = 0.275 W/kg

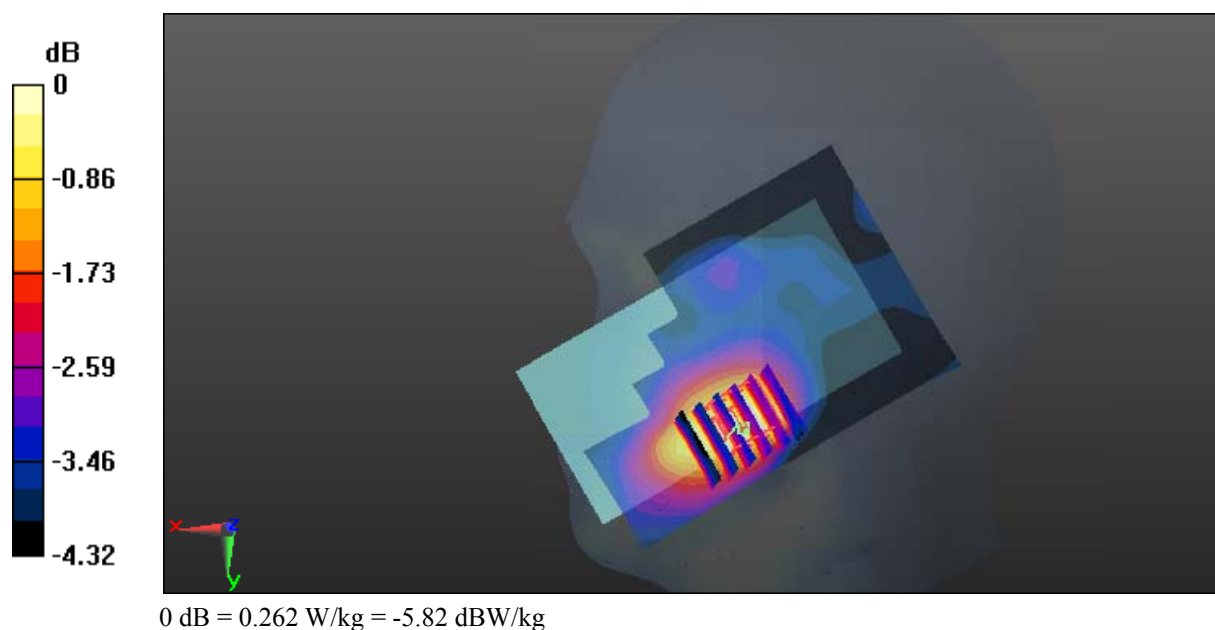
Zoom Scan (6x5x7)/Cube 0: Measurement grid: dx=8mm, dy=8mm, dz=5mm

Reference Value = 9.547 V/m; Power Drift = -0.04 dB

Peak SAR (extrapolated) = 0.285 W/kg

SAR(1 g) = 0.218 W/kg; SAR(10 g) = 0.177 W/kg

Maximum value of SAR (measured) = 0.262 W/kg



Test Plot 16#: GSM 1900_Head Right Cheek_Middle**DUT: Mobile phone; Type: S50G; Serial: 17090100221**

Communication System: Generic GSM; Frequency: 1880 MHz; Duty Cycle: 1:8
Medium parameters used: $f = 1880$ MHz; $\sigma = 1.389$ S/m; $\epsilon_r = 40.259$; $\rho = 1000$ kg/m³ ;
Phantom section: Right Section

DASY5 Configuration:

- Probe: EX3DV4 - SN7329; ConvF(8.18, 8.18, 8.18); Calibrated: 2017/3/13;
- Sensor-Surface: 1.4mm (Mechanical Surface Detection)
- Electronics: DAE4 Sn772; Calibrated: 2017/10/9
- Phantom: Twin SAM; Type: Twin SAM V5.0; Serial: 1412
- Measurement SW: DASY52, Version 52.8 (8);

Area Scan (121x71x1): Interpolated grid: dx=1.500 mm, dy=1.500 mm

Maximum value of SAR (interpolated) = 0.207 W/kg

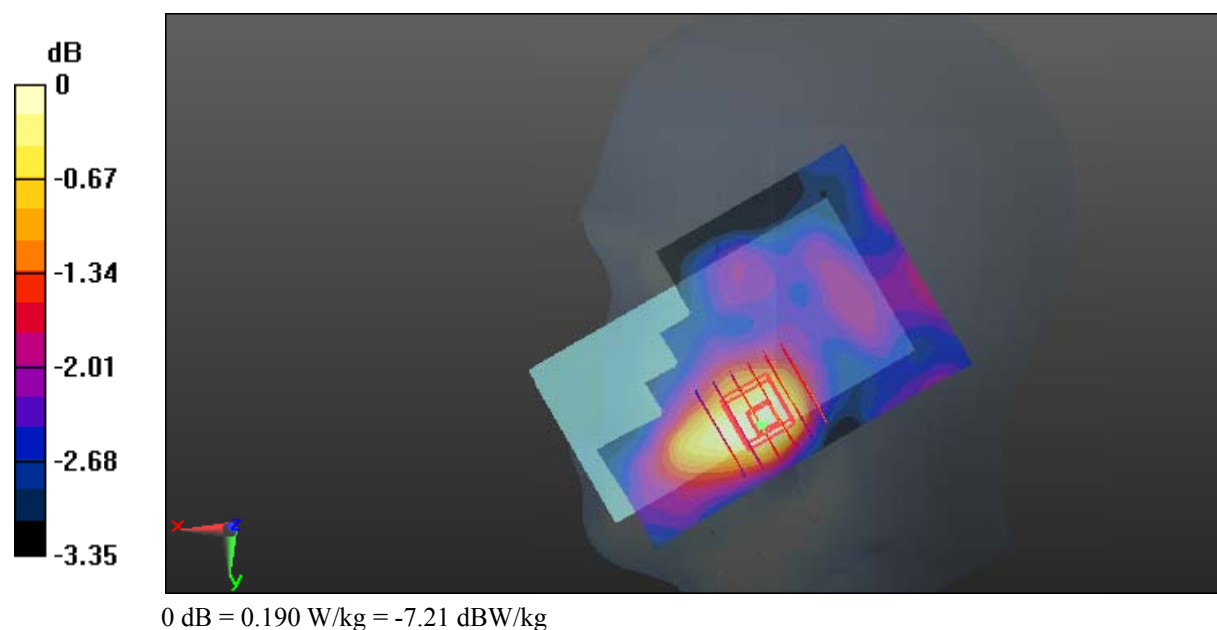
Zoom Scan (6x6x7)/Cube 0: Measurement grid: dx=8mm, dy=8mm, dz=5mm

Reference Value = 9.982 V/m; Power Drift = -0.06 dB

Peak SAR (extrapolated) = 0.204 W/kg

SAR(1 g) = 0.175 W/kg; SAR(10 g) = 0.151 W/kg

Maximum value of SAR (measured) = 0.190 W/kg



Test Plot 17#: GSM 1900_Head Right Cheek_High**DUT: Mobile phone; Type: S50G; Serial: 17090100221**

Communication System: Generic GSM; Frequency: 1909.8 MHz; Duty Cycle: 1:8
Medium parameters used: $f = 1909.8$ MHz; $\sigma = 1.397$ S/m; $\epsilon_r = 40.137$; $\rho = 1000$ kg/m³ ;
Phantom section: Right Section

DASY5 Configuration:

- Probe: EX3DV4 - SN7329; ConvF(8.18, 8.18, 8.18); Calibrated: 2017/3/13;
- Sensor-Surface: 1.4mm (Mechanical Surface Detection)
- Electronics: DAE4 Sn772; Calibrated: 2017/10/9
- Phantom: Twin SAM; Type: Twin SAM V5.0; Serial: 1412
- Measurement SW: DASY52, Version 52.8 (8);

Area Scan (121x71x1): Interpolated grid: $dx=1.500$ mm, $dy=1.500$ mm

Maximum value of SAR (interpolated) = 0.187 W/kg

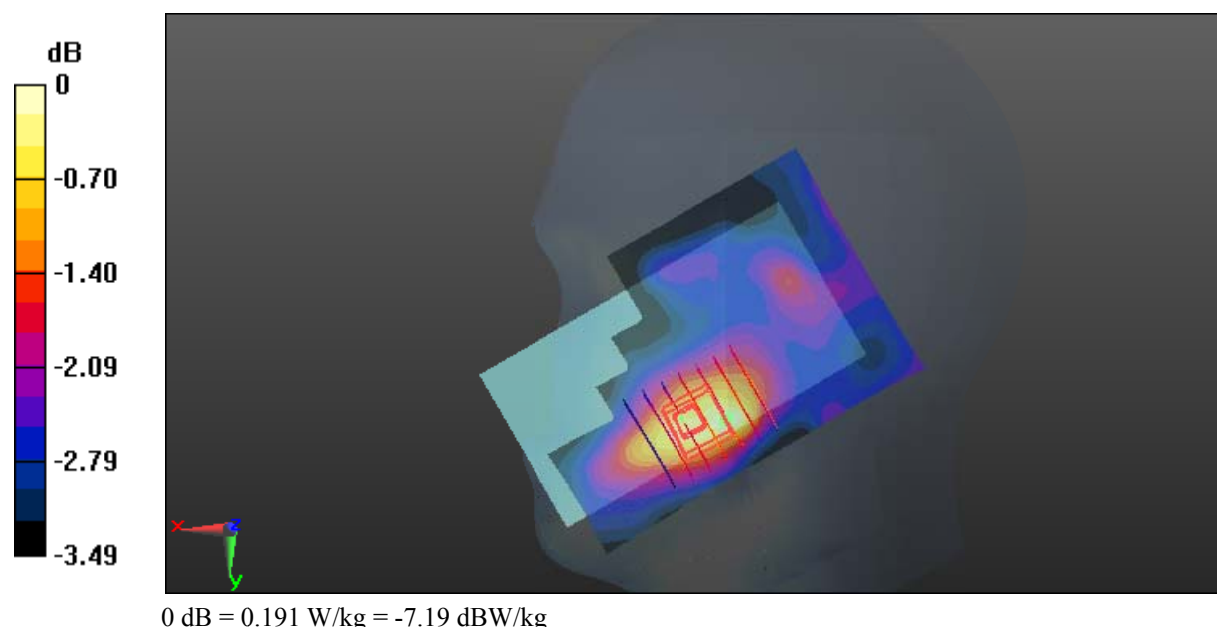
Zoom Scan (7x6x7)/Cube 0: Measurement grid: $dx=8$ mm, $dy=8$ mm, $dz=5$ mm

Reference Value = 8.550 V/m; Power Drift = 0.10 dB

Peak SAR (extrapolated) = 0.205 W/kg

SAR(1 g) = 0.171 W/kg; SAR(10 g) = 0.146 W/kg

Maximum value of SAR (measured) = 0.191 W/kg



Test Plot 18#: GSM 1900_Head Right Tilt_Middle**DUT: Mobile phone; Type: S50G; Serial: 17090100221**

Communication System: Generic GSM; Frequency: 1880 MHz; Duty Cycle: 1:8
Medium parameters used: $f = 1880$ MHz; $\sigma = 1.389$ S/m; $\epsilon_r = 40.259$; $\rho = 1000$ kg/m³ ;
Phantom section: Right Section

DASY5 Configuration:

- Probe: EX3DV4 - SN7329; ConvF(8.18, 8.18, 8.18); Calibrated: 2017/3/13;
- Sensor-Surface: 1.4mm (Mechanical Surface Detection)
- Electronics: DAE4 Sn772; Calibrated: 2017/10/9
- Phantom: Twin SAM; Type: Twin SAM V5.0; Serial: 1412
- Measurement SW: DASY52, Version 52.8 (8);

Area Scan (121x71x1): Interpolated grid: dx=1.500 mm, dy=1.500 mm

Maximum value of SAR (interpolated) = 0.176 W/kg

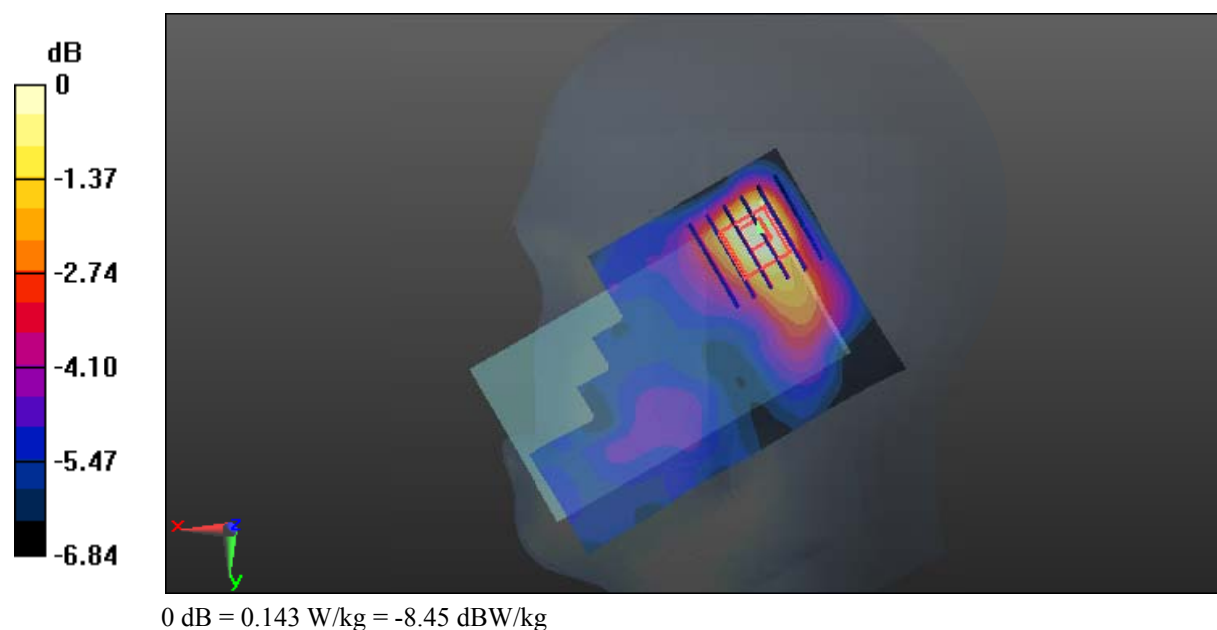
Zoom Scan (6x6x7)/Cube 0: Measurement grid: dx=8mm, dy=8mm, dz=5mm

Reference Value = 9.072 V/m; Power Drift = -0.09 dB

Peak SAR (extrapolated) = 0.188 W/kg

SAR(1 g) = 0.100 W/kg; SAR(10 g) = 0.068 W/kg

Maximum value of SAR (measured) = 0.143 W/kg



Test Plot 19#: GSM 1900_Body Worn Back_Middle**DUT: Mobile phone; Type: S50G; Serial: 17090100221**

Communication System: Generic GSM; Frequency: 1880 MHz; Duty Cycle: 1:8
Medium parameters used: $f = 1880$ MHz; $\sigma = 1.499$ S/m; $\epsilon_r = 54.393$; $\rho = 1000$ kg/m³ ;
Phantom section: Left Section

DASY5 Configuration:

- Probe: EX3DV4 - SN7329; ConvF(7.77, 7.77, 7.77); Calibrated: 2017/3/13;
- Sensor-Surface: 1.4mm (Mechanical Surface Detection)
- Electronics: DAE4 Sn772; Calibrated: 2017/10/9
- Phantom: Triple Flat Phantom 5.1C; Type: QD 000 P51 CA; Serial: 1130
- Measurement SW: DASY52, Version 52.8 (8);

Area Scan (111x71x1): Interpolated grid: dx=1.500 mm, dy=1.500 mm

Maximum value of SAR (interpolated) = 0.690 W/kg


Zoom Scan (5x5x7)/Cube 0: Measurement grid: dx=8mm, dy=8mm, dz=5mm

Reference Value = 8.581 V/m; Power Drift = 0.06 dB

Peak SAR (extrapolated) = 0.854 W/kg

SAR(1 g) = 0.502 W/kg; SAR(10 g) = 0.286 W/kg

Maximum value of SAR (measured) = 0.732 W/kg



Test Plot 20#: GSM 1900_Body Back_Middle**DUT: Mobile phone; Type: S50G; Serial: 17090100221**

Communication System: Generic GPRS-4 slots; Frequency: 1880 MHz; Duty Cycle: 1:2
Medium parameters used: $f = 1880$ MHz; $\sigma = 1.499$ S/m; $\epsilon_r = 54.393$; $\rho = 1000$ kg/m³ ;
Phantom section: Left Section

DASY5 Configuration:

- Probe: EX3DV4 - SN7329; ConvF(7.77, 7.77, 7.77); Calibrated: 2017/3/13;
- Sensor-Surface: 1.4mm (Mechanical Surface Detection)
- Electronics: DAE4 Sn772; Calibrated: 2017/10/9
- Phantom: Triple Flat Phantom 5.1C; Type: QD 000 P51 CA; Serial: 1130
- Measurement SW: DASY52, Version 52.8 (8);

Area Scan (111x71x1): Interpolated grid: dx=1.500 mm, dy=1.500 mm

Maximum value of SAR (interpolated) = 0.661 W/kg


Zoom Scan (5x5x7)/Cube 0: Measurement grid: dx=8mm, dy=8mm, dz=5mm

Reference Value = 11.40 V/m; Power Drift = 0.14 dB

Peak SAR (extrapolated) = 0.799 W/kg

SAR(1 g) = 0.480 W/kg; SAR(10 g) = 0.275 W/kg

Maximum value of SAR (measured) = 0.667 W/kg



Test Plot 21#: GSM 1900_Body Right_Middle**DUT: Mobile phone; Type: S50G; Serial: 17090100221**

Communication System: Generic GPRS-4 slots; Frequency: 1880 MHz; Duty Cycle: 1:2
Medium parameters used: $f = 1880$ MHz; $\sigma = 1.499$ S/m; $\epsilon_r = 54.393$; $\rho = 1000$ kg/m³ ;
Phantom section: Left Section

DASY5 Configuration:

- Probe: EX3DV4 - SN7329; ConvF(7.77, 7.77, 7.77); Calibrated: 2017/3/13;
- Sensor-Surface: 1.4mm (Mechanical Surface Detection)
- Electronics: DAE4 Sn772; Calibrated: 2017/10/9
- Phantom: Triple Flat Phantom 5.1C; Type: QD 000 P51 CA; Serial: 1130
- Measurement SW: DASY52, Version 52.8 (8);

Area Scan (111x41x1): Interpolated grid: dx=1.500 mm, dy=1.500 mm

Maximum value of SAR (interpolated) = 0.111 W/kg


Zoom Scan (5x5x7)/Cube 0: Measurement grid: dx=8mm, dy=8mm, dz=5mm

Reference Value = 6.840 V/m; Power Drift = -0.14 dB

Peak SAR (extrapolated) = 0.124 W/kg

SAR(1 g) = 0.085 W/kg; SAR(10 g) = 0.058 W/kg

Maximum value of SAR (measured) = 0.111 W/kg



Test Plot 22#: GSM 1900_Body Bottom_Low**DUT: Mobile phone; Type: S50G; Serial: 17090100221**

Communication System: Generic GPRS-4 slots; Frequency: 1850.2 MHz; Duty Cycle: 1:2
Medium parameters used: $f = 1850.2$ MHz; $\sigma = 1.482$ S/m; $\epsilon_r = 54.403$; $\rho = 1000$ kg/m³ ;
Phantom section: Left Section

DASY5 Configuration:

- Probe: EX3DV4 - SN7329; ConvF(7.77, 7.77, 7.77); Calibrated: 2017/3/13;
- Sensor-Surface: 1.4mm (Mechanical Surface Detection)
- Electronics: DAE4 Sn772; Calibrated: 2017/10/9
- Phantom: Triple Flat Phantom 5.1C; Type: QD 000 P51 CA; Serial: 1130
- Measurement SW: DASY52, Version 52.8 (8);

Area Scan (51x71x1): Interpolated grid: dx=1.500 mm, dy=1.500 mm

Maximum value of SAR (interpolated) = 1.13 W/kg


Zoom Scan (5x5x7)/Cube 0: Measurement grid: dx=8mm, dy=8mm, dz=5mm

Reference Value = 20.08 V/m; Power Drift = -0.15 dB

Peak SAR (extrapolated) = 1.23 W/kg

SAR(1 g) = 0.695 W/kg; SAR(10 g) = 0.377 W/kg

Maximum value of SAR (measured) = 1.03 W/kg



Test Plot 23#: GSM 1900_Body Bottom_Middle**DUT: Mobile phone; Type: S50G; Serial: 17090100221**

Communication System: Generic GPRS-4 slots; Frequency: 1880 MHz; Duty Cycle: 1:2
Medium parameters used: $f = 1880$ MHz; $\sigma = 1.499$ S/m; $\epsilon_r = 54.393$; $\rho = 1000$ kg/m³ ;
Phantom section: Left Section

DASY5 Configuration:

- Probe: EX3DV4 - SN7329; ConvF(7.77, 7.77, 7.77); Calibrated: 2017/3/13;
- Sensor-Surface: 1.4mm (Mechanical Surface Detection)
- Electronics: DAE4 Sn772; Calibrated: 2017/10/9
- Phantom: Triple Flat Phantom 5.1C; Type: QD 000 P51 CA; Serial: 1130
- Measurement SW: DASY52, Version 52.8 (8);

Area Scan (51x71x1): Interpolated grid: dx=1.500 mm, dy=1.500 mm

Maximum value of SAR (interpolated) = 1.01 W/kg


Zoom Scan (5x5x7)/Cube 0: Measurement grid: dx=8mm, dy=8mm, dz=5mm

Reference Value = 19.00 V/m; Power Drift = 0.12 dB

Peak SAR (extrapolated) = 1.15 W/kg

SAR(1 g) = 0.660 W/kg; SAR(10 g) = 0.354 W/kg

Maximum value of SAR (measured) = 0.990 W/kg



Test Plot 24#: GSM 1900_Body Bottom_High**DUT: Mobile phone; Type: S50G; Serial: 17090100221**

Communication System: Generic GPRS-4 slots; Frequency: 1909.8 MHz; Duty Cycle: 1:2
Medium parameters used: $f = 1909.8$ MHz; $\sigma = 1.513$ S/m; $\epsilon_r = 53.919$; $\rho = 1000$ kg/m³ ;
Phantom section: Left Section

DASY5 Configuration:

- Probe: EX3DV4 - SN7329; ConvF(7.77, 7.77, 7.77); Calibrated: 2017/3/13;
- Sensor-Surface: 1.4mm (Mechanical Surface Detection)
- Electronics: DAE4 Sn772; Calibrated: 2017/10/9
- Phantom: Triple Flat Phantom 5.1C; Type: QD 000 P51 CA; Serial: 1130
- Measurement SW: DASY52, Version 52.8 (8);

Area Scan (51x71x1): Interpolated grid: dx=1.500 mm, dy=1.500 mm

Maximum value of SAR (interpolated) = 0.931 W/kg


Zoom Scan (5x5x7)/Cube 0: Measurement grid: dx=8mm, dy=8mm, dz=5mm

Reference Value = 17.46 V/m; Power Drift = 0.18 dB

Peak SAR (extrapolated) = 1.04 W/kg

SAR(1 g) = 0.604 W/kg; SAR(10 g) = 0.326 W/kg

Maximum value of SAR (measured) = 0.895 W/kg



Test Plot 25#: WCDMA Band 2_Head Left Cheek_Middle**DUT: Mobile phone; Type: S50G; Serial: 17090100221**

Communication System: Generic WCDMA; Frequency: 1880 MHz; Duty Cycle: 1:1
Medium parameters used: $f = 1880$ MHz; $\sigma = 1.389$ S/m; $\epsilon_r = 40.259$; $\rho = 1000$ kg/m³ ;
Phantom section: Left Section

DASY5 Configuration:

- Probe: EX3DV4 - SN7329; ConvF(8.18, 8.18, 8.18); Calibrated: 2017/3/13;
- Sensor-Surface: 1.4mm (Mechanical Surface Detection)
- Electronics: DAE4 Sn772; Calibrated: 2017/10/9
- Phantom: Twin SAM; Type: Twin SAM V5.0; Serial: 1412
- Measurement SW: DASY52, Version 52.8 (8);

Area Scan (121x71x1): Interpolated grid: dx=1.500 mm, dy=1.500 mm

Maximum value of SAR (interpolated) = 0.284 W/kg


Zoom Scan (6x6x7)/Cube 0: Measurement grid: dx=8mm, dy=8mm, dz=5mm

Reference Value = 7.040 V/m; Power Drift = 0.03 dB

Peak SAR (extrapolated) = 0.326 W/kg

SAR(1 g) = 0.216 W/kg; SAR(10 g) = 0.149 W/kg

Maximum value of SAR (measured) = 0.278 W/kg



Test Plot 26#: WCDMA Band 2_Head Left Tilt_Middle**DUT: Mobile phone; Type: S50G; Serial: 17090100221**

Communication System: Generic WCDMA; Frequency: 1880 MHz; Duty Cycle: 1:1
Medium parameters used: $f = 1880$ MHz; $\sigma = 1.389$ S/m; $\epsilon_r = 40.259$; $\rho = 1000$ kg/m³ ;
Phantom section: Left Section

DASY5 Configuration:

- Probe: EX3DV4 - SN7329; ConvF(8.18, 8.18, 8.18); Calibrated: 2017/3/13;
- Sensor-Surface: 1.4mm (Mechanical Surface Detection)
- Electronics: DAE4 Sn772; Calibrated: 2017/10/9
- Phantom: Twin SAM; Type: Twin SAM V5.0; Serial: 1412
- Measurement SW: DASY52, Version 52.8 (8);

Area Scan (121x71x1): Interpolated grid: dx=1.500 mm, dy=1.500 mm

Maximum value of SAR (interpolated) = 0.0956 W/kg


Zoom Scan (5x5x7)/Cube 0: Measurement grid: dx=8mm, dy=8mm, dz=5mm

Reference Value = 7.353 V/m; Power Drift = 0.07 dB

Peak SAR (extrapolated) = 0.116 W/kg

SAR(1 g) = 0.069 W/kg; SAR(10 g) = 0.044 W/kg

Maximum value of SAR (measured) = 0.0989 W/kg



Test Plot 27#: WCDMA Band 2_Head Right Cheek_Low**DUT: Mobile phone; Type: S50G; Serial: 17090100221**

Communication System: Generic WCDMA; Frequency: 1852.4 MHz; Duty Cycle: 1:1
Medium parameters used: $f = 1852.4$ MHz; $\sigma = 1.385$ S/m; $\epsilon_r = 40.275$; $\rho = 1000$ kg/m³ ;
Phantom section: Right Section

DASY5 Configuration:

- Probe: EX3DV4 - SN7329; ConvF(8.18, 8.18, 8.18); Calibrated: 2017/3/13;
- Sensor-Surface: 1.4mm (Mechanical Surface Detection)
- Electronics: DAE4 Sn772; Calibrated: 2017/10/9
- Phantom: Twin SAM; Type: Twin SAM V5.0; Serial: 1412
- Measurement SW: DASY52, Version 52.8 (8);

Area Scan (121x71x1): Interpolated grid: dx=1.500 mm, dy=1.500 mm

Maximum value of SAR (interpolated) = 0.340 W/kg


Zoom Scan (6x6x7)/Cube 0: Measurement grid: dx=8mm, dy=8mm, dz=5mm

Reference Value = 8.808 V/m; Power Drift = 0.05 dB

Peak SAR (extrapolated) = 0.353 W/kg

SAR(1 g) = 0.259 W/kg; SAR(10 g) = 0.193 W/kg

Maximum value of SAR (measured) = 0.318 W/kg



Test Plot 28#: WCDMA Band 2_Head Right Cheek_Middle**DUT: Mobile phone; Type: S50G; Serial: 17090100221**

Communication System: Generic WCDMA; Frequency: 1880 MHz; Duty Cycle: 1:1
Medium parameters used: $f = 1880$ MHz; $\sigma = 1.389$ S/m; $\epsilon_r = 40.259$; $\rho = 1000$ kg/m³ ;
Phantom section: Right Section

DASY5 Configuration:

- Probe: EX3DV4 - SN7329; ConvF(8.18, 8.18, 8.18); Calibrated: 2017/3/13;
- Sensor-Surface: 1.4mm (Mechanical Surface Detection)
- Electronics: DAE4 Sn772; Calibrated: 2017/10/9
- Phantom: Twin SAM; Type: Twin SAM V5.0; Serial: 1412
- Measurement SW: DASY52, Version 52.8 (8);

Area Scan (121x71x1): Interpolated grid: dx=1.500 mm, dy=1.500 mm

Maximum value of SAR (interpolated) = 0.350 W/kg


Zoom Scan (6x6x7)/Cube 0: Measurement grid: dx=8mm, dy=8mm, dz=5mm

Reference Value = 9.211 V/m; Power Drift = -0.08 dB

Peak SAR (extrapolated) = 0.384 W/kg

SAR(1 g) = 0.274 W/kg; SAR(10 g) = 0.201 W/kg

Maximum value of SAR (measured) = 0.345 W/kg



Test Plot 29#: WCDMA Band 2_Head Right Cheek_High**DUT: Mobile phone; Type: S50G; Serial: 17090100221**

Communication System: Generic WCDMA; Frequency: 1907.6 MHz; Duty Cycle: 1:1
Medium parameters used: $f = 1907.6$ MHz; $\sigma = 1.395$ S/m; $\epsilon_r = 40.168$; $\rho = 1000$ kg/m³ ;
Phantom section: Right Section

DASY5 Configuration:

- Probe: EX3DV4 - SN7329; ConvF(8.18, 8.18, 8.18); Calibrated: 2017/3/13;
- Sensor-Surface: 1.4mm (Mechanical Surface Detection)
- Electronics: DAE4 Sn772; Calibrated: 2017/10/9
- Phantom: Twin SAM; Type: Twin SAM V5.0; Serial: 1412
- Measurement SW: DASY52, Version 52.8 (8);

Area Scan (121x71x1): Interpolated grid: dx=1.500 mm, dy=1.500 mm

Maximum value of SAR (interpolated) = 0.336 W/kg

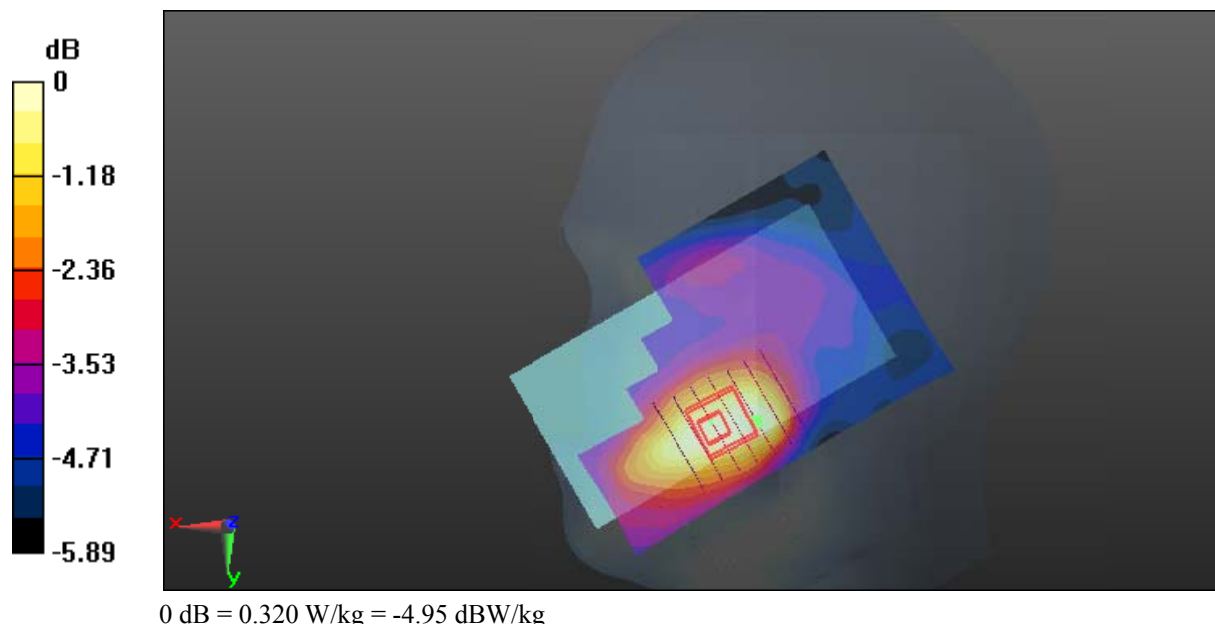
Zoom Scan (7x6x7)/Cube 0: Measurement grid: dx=8mm, dy=8mm, dz=5mm

Reference Value = 11.02 V/m; Power Drift = -0.08 dB

Peak SAR (extrapolated) = 0.355 W/kg

SAR(1 g) = 0.263 W/kg; SAR(10 g) = 0.199 W/kg

Maximum value of SAR (measured) = 0.320 W/kg



Test Plot 30#: WCDMA Band 2_Head Right Tilt_Middle**DUT: Mobile phone; Type: S50G; Serial: 17090100221**

Communication System: Generic WCDMA; Frequency: 1880 MHz; Duty Cycle: 1:1
Medium parameters used: $f = 1880$ MHz; $\sigma = 1.389$ S/m; $\epsilon_r = 40.259$; $\rho = 1000$ kg/m³ ;
Phantom section: Right Section

DASY5 Configuration:

- Probe: EX3DV4 - SN7329; ConvF(8.18, 8.18, 8.18); Calibrated: 2017/3/13;
- Sensor-Surface: 1.4mm (Mechanical Surface Detection)
- Electronics: DAE4 Sn772; Calibrated: 2017/10/9
- Phantom: Twin SAM; Type: Twin SAM V5.0; Serial: 1412
- Measurement SW: DASY52, Version 52.8 (8);

Area Scan (121x71x1): Interpolated grid: dx=1.500 mm, dy=1.500 mm

Maximum value of SAR (interpolated) = 0.113 W/kg

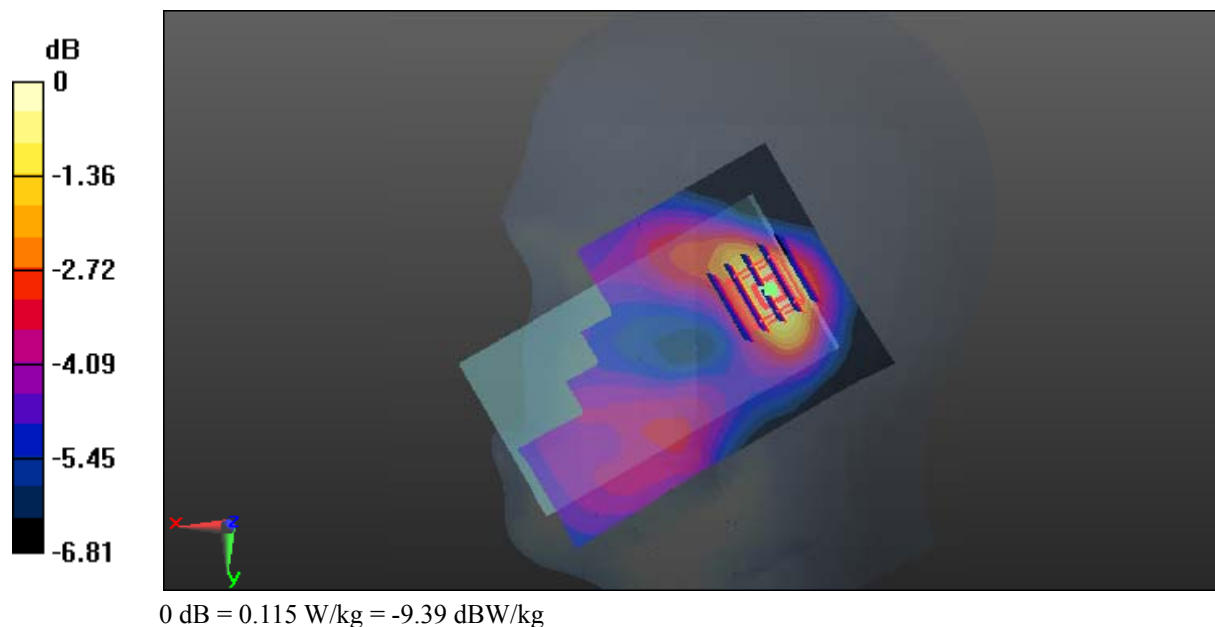
Zoom Scan (5x5x7)/Cube 0: Measurement grid: dx=8mm, dy=8mm, dz=5mm

Reference Value = 8.271 V/m; Power Drift = -0.09 dB

Peak SAR (extrapolated) = 0.129 W/kg

SAR(1 g) = 0.085 W/kg; SAR(10 g) = 0.059 W/kg

Maximum value of SAR (measured) = 0.115 W/kg



Test Plot 31#: WCDMA Band 2_Body Back_Low**DUT: Mobile phone; Type: S50G; Serial: 17090100221**

Communication System: Generic WCDMA; Frequency: 1852.4 MHz; Duty Cycle: 1:1
Medium parameters used: $f = 1852.4$ MHz; $\sigma = 1.496$ S/m; $\epsilon_r = 54.404$; $\rho = 1000$ kg/m³ ;
Phantom section: Left Section

DASY5 Configuration:

- Probe: EX3DV4 - SN7329; ConvF(7.77, 7.77, 7.77); Calibrated: 2017/3/13;
- Sensor-Surface: 1.4mm (Mechanical Surface Detection)
- Electronics: DAE4 Sn772; Calibrated: 2017/10/9
- Phantom: Triple Flat Phantom 5.1C; Type: QD 000 P51 CA; Serial: 1130
- Measurement SW: DASY52, Version 52.8 (8);

Area Scan (111x71x1): Interpolated grid: dx=1.500 mm, dy=1.500 mm

Maximum value of SAR (interpolated) = 1.23 W/kg


Zoom Scan (5x5x7)/Cube 0: Measurement grid: dx=8mm, dy=8mm, dz=5mm

Reference Value = 15.51 V/m; Power Drift = 0.05 dB

Peak SAR (extrapolated) = 1.52 W/kg

SAR(1 g) = 0.903 W/kg; SAR(10 g) = 0.513 W/kg

Maximum value of SAR (measured) = 1.29 W/kg



Test Plot 32#: WCDMA Band 2_Body Back_Middle**DUT: Mobile phone; Type: S50G; Serial: 17090100221**

Communication System: Generic WCDMA; Frequency: 1880 MHz; Duty Cycle: 1:1
Medium parameters used: $f = 1880$ MHz; $\sigma = 1.499$ S/m; $\epsilon_r = 54.393$; $\rho = 1000$ kg/m³ ;
Phantom section: Left Section

DASY5 Configuration:

- Probe: EX3DV4 - SN7329; ConvF(7.77, 7.77, 7.77); Calibrated: 2017/3/13;
- Sensor-Surface: 1.4mm (Mechanical Surface Detection)
- Electronics: DAE4 Sn772; Calibrated: 2017/10/9
- Phantom: Triple Flat Phantom 5.1C; Type: QD 000 P51 CA; Serial: 1130
- Measurement SW: DASY52, Version 52.8 (8);

Area Scan (111x71x1): Interpolated grid: dx=1.500 mm, dy=1.500 mm

Maximum value of SAR (interpolated) = 1.18 W/kg

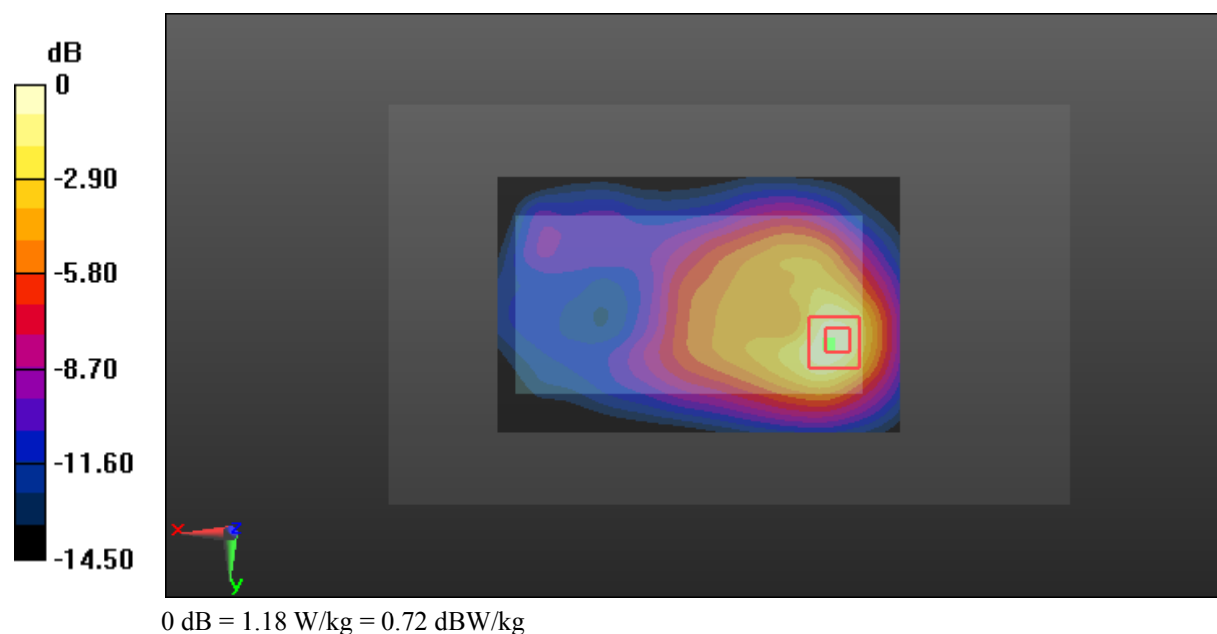
Zoom Scan (5x5x7)/Cube 0: Measurement grid: dx=8mm, dy=8mm, dz=5mm

Reference Value = 14.79 V/m; Power Drift = 0.17 dB

Peak SAR (extrapolated) = 1.45 W/kg

SAR(1 g) = 0.843 W/kg; SAR(10 g) = 0.476 W/kg

Maximum value of SAR (measured) = 1.18 W/kg



Test Plot 33#: WCDMA Band 2_Body Back_High**DUT: Mobile phone; Type: S50G; Serial: 17090100221**

Communication System: Generic WCDMA; Frequency: 1907.6 MHz; Duty Cycle: 1:1
Medium parameters used: $f = 1907.6$ MHz; $\sigma = 1.509$ S/m; $\epsilon_r = 53.912$; $\rho = 1000$ kg/m³ ;
Phantom section: Left Section

DASY5 Configuration:

- Probe: EX3DV4 - SN7329; ConvF(7.77, 7.77, 7.77); Calibrated: 2017/3/13;
- Sensor-Surface: 1.4mm (Mechanical Surface Detection)
- Electronics: DAE4 Sn772; Calibrated: 2017/10/9
- Phantom: Triple Flat Phantom 5.1C; Type: QD 000 P51 CA; Serial: 1130
- Measurement SW: DASY52, Version 52.8 (8);

Area Scan (111x71x1): Interpolated grid: dx=1.500 mm, dy=1.500 mm

Maximum value of SAR (interpolated) = 1.10 W/kg

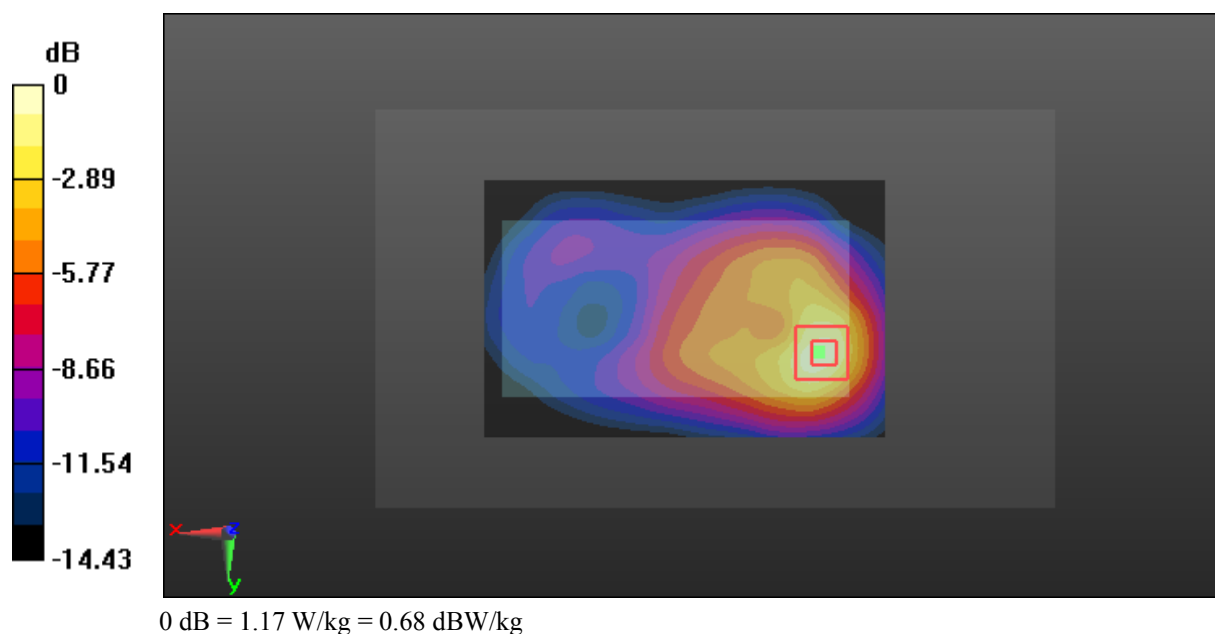
Zoom Scan (5x5x7)/Cube 0: Measurement grid: dx=8mm, dy=8mm, dz=5mm

Reference Value = 13.23 V/m; Power Drift = 0.01 dB

Peak SAR (extrapolated) = 1.37 W/kg

SAR(1 g) = 0.802 W/kg; SAR(10 g) = 0.448 W/kg

Maximum value of SAR (measured) = 1.17 W/kg



Test Plot 34#: WCDMA Band 2_Body Right_Middle**DUT: Mobile phone; Type: S50G; Serial: 17090100221**

Communication System: Generic WCDMA; Frequency: 1880 MHz; Duty Cycle: 1:1
Medium parameters used: $f = 1880$ MHz; $\sigma = 1.499$ S/m; $\epsilon_r = 54.393$; $\rho = 1000$ kg/m³ ;
Phantom section: Left Section

DASY5 Configuration:

- Probe: EX3DV4 - SN7329; ConvF(7.77, 7.77, 7.77); Calibrated: 2017/3/13;
- Sensor-Surface: 1.4mm (Mechanical Surface Detection)
- Electronics: DAE4 Sn772; Calibrated: 2017/10/9
- Phantom: Triple Flat Phantom 5.1C; Type: QD 000 P51 CA; Serial: 1130
- Measurement SW: DASY52, Version 52.8 (8);

Area Scan (111x41x1): Interpolated grid: dx=1.500 mm, dy=1.500 mm

Maximum value of SAR (interpolated) = 0.261 W/kg


Zoom Scan (5x5x7)/Cube 0: Measurement grid: dx=8mm, dy=8mm, dz=5mm

Reference Value = 9.041 V/m; Power Drift = 0.05 dB

Peak SAR (extrapolated) = 0.305 W/kg

SAR(1 g) = 0.189 W/kg; SAR(10 g) = 0.121 W/kg

Maximum value of SAR (measured) = 0.263 W/kg



Test Plot 35#: WCDMA Band 2_Body Bottom_Low**DUT: Mobile phone; Type: S50G; Serial: 17090100221**

Communication System: Generic WCDMA; Frequency: 1852.4 MHz; Duty Cycle: 1:1
Medium parameters used: $f = 1852.4$ MHz; $\sigma = 1.496$ S/m; $\epsilon_r = 54.404$; $\rho = 1000$ kg/m³ ;
Phantom section: Left Section

DASY5 Configuration:

- Probe: EX3DV4 - SN7329; ConvF(7.77, 7.77, 7.77); Calibrated: 2017/3/13;
- Sensor-Surface: 1.4mm (Mechanical Surface Detection)
- Electronics: DAE4 Sn772; Calibrated: 2017/10/9
- Phantom: Triple Flat Phantom 5.1C; Type: QD 000 P51 CA; Serial: 1130
- Measurement SW: DASY52, Version 52.8 (8);

Area Scan (51x71x1): Interpolated grid: dx=1.500 mm, dy=1.500 mm

Maximum value of SAR (interpolated) = 1.72 W/kg


Zoom Scan (5x5x7)/Cube 0: Measurement grid: dx=8mm, dy=8mm, dz=5mm

Reference Value = 25.35 V/m; Power Drift = 0.13 dB

Peak SAR (extrapolated) = 2.02 W/kg

SAR(1 g) = 1.14 W/kg; SAR(10 g) = 0.613 W/kg

Maximum value of SAR (measured) = 1.74 W/kg



Test Plot 36#: WCDMA Band 2_Body Bottom_Middle**DUT: Mobile phone; Type: S50G; Serial: 17090100221**

Communication System: Generic WCDMA; Frequency: 1880 MHz; Duty Cycle: 1:1
Medium parameters used: $f = 1880$ MHz; $\sigma = 1.499$ S/m; $\epsilon_r = 54.393$; $\rho = 1000$ kg/m³ ;
Phantom section: Left Section

DASY5 Configuration:

- Probe: EX3DV4 - SN7329; ConvF(7.77, 7.77, 7.77); Calibrated: 2017/3/13;
- Sensor-Surface: 1.4mm (Mechanical Surface Detection)
- Electronics: DAE4 Sn772; Calibrated: 2017/10/9
- Phantom: Triple Flat Phantom 5.1C; Type: QD 000 P51 CA; Serial: 1130
- Measurement SW: DASY52, Version 52.8 (8);

Area Scan (51x71x1): Interpolated grid: dx=1.500 mm, dy=1.500 mm

Maximum value of SAR (interpolated) = 1.68 W/kg


Zoom Scan (5x5x7)/Cube 0: Measurement grid: dx=8mm, dy=8mm, dz=5mm

Reference Value = 24.52 V/m; Power Drift = 0.03 dB

Peak SAR (extrapolated) = 1.84 W/kg

SAR(1 g) = 1.07 W/kg; SAR(10 g) = 0.573 W/kg

Maximum value of SAR (measured) = 1.58 W/kg



Test Plot 37#: WCDMA Band 2_Body Bottom_High**DUT: Mobile phone; Type: S50G; Serial: 17090100221**

Communication System: Generic WCDMA; Frequency: 1907.6 MHz; Duty Cycle: 1:1
Medium parameters used: $f = 1907.6$ MHz; $\sigma = 1.509$ S/m; $\epsilon_r = 53.912$; $\rho = 1000$ kg/m³ ;
Phantom section: Left Section

DASY5 Configuration:

- Probe: EX3DV4 - SN7329; ConvF(7.77, 7.77, 7.77); Calibrated: 2017/3/13;
- Sensor-Surface: 1.4mm (Mechanical Surface Detection)
- Electronics: DAE4 Sn772; Calibrated: 2017/10/9
- Phantom: Triple Flat Phantom 5.1C; Type: QD 000 P51 CA; Serial: 1130
- Measurement SW: DASY52, Version 52.8 (8);

Area Scan (51x71x1): Interpolated grid: dx=1.500 mm, dy=1.500 mm

Maximum value of SAR (interpolated) = 1.74 W/kg


Zoom Scan (5x5x7)/Cube 0: Measurement grid: dx=8mm, dy=8mm, dz=5mm

Reference Value = 25.18 V/m; Power Drift = -0.08 dB

Peak SAR (extrapolated) = 1.94 W/kg

SAR(1 g) = 1.11 W/kg; SAR(10 g) = 0.592 W/kg

Maximum value of SAR (measured) = 1.66 W/kg



Test Plot 38#: WCDMA Band 4_Head Left Cheek_Low**DUT: Mobile phone; Type: S50G; Serial: 17090100221**

Communication System: Generic WCDMA; Frequency: 1712.4 MHz; Duty Cycle: 1:1
Medium parameters used: $f = 1712.4$ MHz; $\sigma = 1.333$ S/m; $\epsilon_r = 41.174$; $\rho = 1000$ kg/m³ ;
Phantom section: Left Section

DASY5 Configuration:

- Probe: EX3DV4 - SN7329; ConvF(8.36, 8.36, 8.36); Calibrated: 2017/3/13;
- Sensor-Surface: 1.4mm (Mechanical Surface Detection)
- Electronics: DAE4 Sn772; Calibrated: 2017/10/9
- Phantom: Twin SAM; Type: Twin SAM V5.0; Serial: 1412
- Measurement SW: DASY52, Version 52.8 (8);

Area Scan (111x71x1): Interpolated grid: dx=1.500 mm, dy=1.500 mm

Maximum value of SAR (interpolated) = 0.439 W/kg

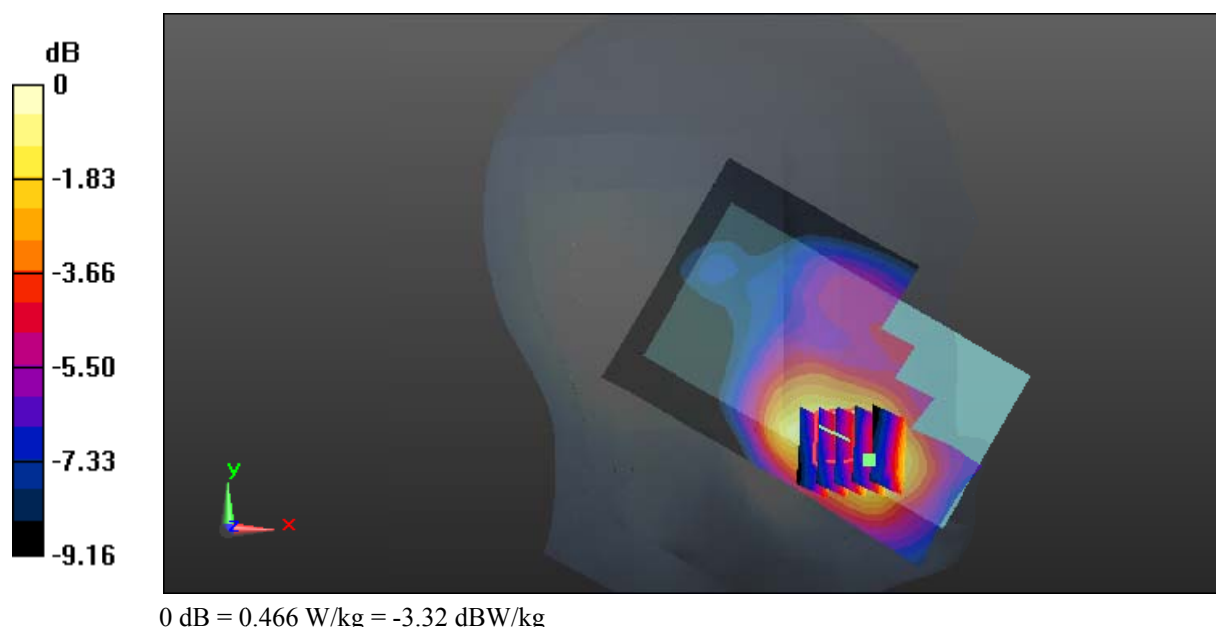
Zoom Scan (5x5x7)/Cube 0: Measurement grid: dx=8mm, dy=8mm, dz=5mm

Reference Value = 7.153 V/m; Power Drift = 0.15 dB

Peak SAR (extrapolated) = 0.525 W/kg

SAR(1 g) = 0.360 W/kg; SAR(10 g) = 0.251 W/kg

Maximum value of SAR (measured) = 0.466 W/kg



Test Plot 39#: WCDMA Band 4_Head Left Cheek_Middle**DUT: Mobile phone; Type: S50G; Serial: 17090100221**

Communication System: Generic WCDMA; Frequency: 1732.6 MHz; Duty Cycle: 1:1
Medium parameters used: $f = 1732.6$ MHz; $\sigma = 1.336$ S/m; $\epsilon_r = 41.136$; $\rho = 1000$ kg/m³ ;
Phantom section: Left Section

DASY5 Configuration:

- Probe: EX3DV4 - SN7329; ConvF(8.36, 8.36, 8.36); Calibrated: 2017/3/13;
- Sensor-Surface: 1.4mm (Mechanical Surface Detection)
- Electronics: DAE4 Sn772; Calibrated: 2017/10/9
- Phantom: Twin SAM; Type: Twin SAM V5.0; Serial: 1412
- Measurement SW: DASY52, Version 52.8 (8);

Area Scan (111x71x1): Interpolated grid: dx=1.500 mm, dy=1.500 mm

Maximum value of SAR (interpolated) = 0.493 W/kg

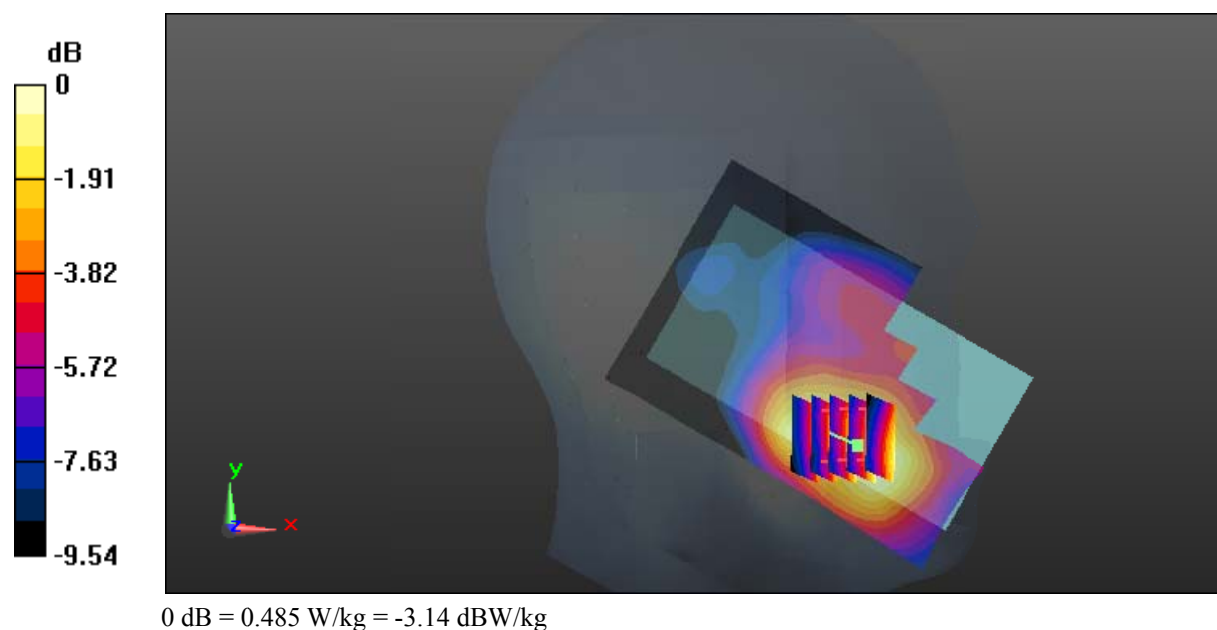
Zoom Scan (5x5x7)/Cube 0: Measurement grid: dx=8mm, dy=8mm, dz=5mm

Reference Value = 7.383 V/m; Power Drift = -0.05 dB

Peak SAR (extrapolated) = 0.536 W/kg

SAR(1 g) = 0.376 W/kg; SAR(10 g) = 0.260 W/kg

Maximum value of SAR (measured) = 0.485 W/kg



Test Plot 40#: WCDMA Band 4_Head Left Cheek_High**DUT: Mobile phone; Type: S50G; Serial: 17090100221**

Communication System: Generic WCDMA; Frequency: 1752.6 MHz; Duty Cycle: 1:1
Medium parameters used: $f = 1752.6$ MHz; $\sigma = 1.354$ S/m; $\epsilon_r = 41.123$; $\rho = 1000$ kg/m³ ;
Phantom section: Left Section

DASY5 Configuration:

- Probe: EX3DV4 - SN7329; ConvF(8.36, 8.36, 8.36); Calibrated: 2017/3/13;
- Sensor-Surface: 1.4mm (Mechanical Surface Detection)
- Electronics: DAE4 Sn772; Calibrated: 2017/10/9
- Phantom: Twin SAM; Type: Twin SAM V5.0; Serial: 1412
- Measurement SW: DASY52, Version 52.8 (8);

Area Scan (111x71x1): Interpolated grid: dx=1.500 mm, dy=1.500 mm

Maximum value of SAR (interpolated) = 0.497 W/kg


Zoom Scan (5x5x7)/Cube 0: Measurement grid: dx=8mm, dy=8mm, dz=5mm

Reference Value = 7.474 V/m; Power Drift = 0.07 dB

Peak SAR (extrapolated) = 0.591 W/kg

SAR(1 g) = 0.404 W/kg; SAR(10 g) = 0.276 W/kg

Maximum value of SAR (measured) = 0.527 W/kg



Test Plot 41#: WCDMA Band 4_Head Left Tilt_Middle**DUT: Mobile phone; Type: S50G; Serial: 17090100221**

Communication System: Generic WCDMA; Frequency: 1732.6 MHz; Duty Cycle: 1:1
Medium parameters used: $f = 1732.6$ MHz; $\sigma = 1.336$ S/m; $\epsilon_r = 41.136$; $\rho = 1000$ kg/m³ ;
Phantom section: Left Section

DASY5 Configuration:

- Probe: EX3DV4 - SN7329; ConvF(8.36, 8.36, 8.36); Calibrated: 2017/3/13;
- Sensor-Surface: 1.4mm (Mechanical Surface Detection)
- Electronics: DAE4 Sn772; Calibrated: 2017/10/9
- Phantom: Twin SAM; Type: Twin SAM V5.0; Serial: 1412
- Measurement SW: DASY52, Version 52.8 (8);

Area Scan (111x71x1): Interpolated grid: dx=1.500 mm, dy=1.500 mm

Maximum value of SAR (interpolated) = 0.166 W/kg


Zoom Scan (5x5x7)/Cube 0: Measurement grid: dx=8mm, dy=8mm, dz=5mm

Reference Value = 9.828 V/m; Power Drift = -0.15 dB

Peak SAR (extrapolated) = 0.175 W/kg

SAR(1 g) = 0.126 W/kg; SAR(10 g) = 0.089 W/kg

Maximum value of SAR (measured) = 0.159 W/kg



Test Plot 42#: WCDMA Band 4_Head Right Cheek_Middle**DUT: Mobile phone; Type: S50G; Serial: 17090100221**

Communication System: Generic WCDMA; Frequency: 1732.6 MHz; Duty Cycle: 1:1
Medium parameters used: $f = 1732.6$ MHz; $\sigma = 1.336$ S/m; $\epsilon_r = 41.136$; $\rho = 1000$ kg/m³ ;
Phantom section: Right Section

DASY5 Configuration:

- Probe: EX3DV4 - SN7329; ConvF(8.36, 8.36, 8.36); Calibrated: 2017/3/13;
- Sensor-Surface: 1.4mm (Mechanical Surface Detection)
- Electronics: DAE4 Sn772; Calibrated: 2017/10/9
- Phantom: Twin SAM; Type: Twin SAM V5.0; Serial: 1412
- Measurement SW: DASY52, Version 52.8 (8);

Area Scan (111x71x1): Interpolated grid: dx=1.500 mm, dy=1.500 mm

Maximum value of SAR (interpolated) = 0.312 W/kg


Zoom Scan (5x5x7)/Cube 0: Measurement grid: dx=8mm, dy=8mm, dz=5mm

Reference Value = 9.078 V/m; Power Drift = -0.19 dB

Peak SAR (extrapolated) = 0.345 W/kg

SAR(1 g) = 0.272 W/kg; SAR(10 g) = 0.204 W/kg

Maximum value of SAR (measured) = 0.323 W/kg



Test Plot 43#: WCDMA Band 4_Head Right Tilt_Middle**DUT: Mobile phone; Type: S50G; Serial: 17090100221**

Communication System: Generic WCDMA; Frequency: 1732.6 MHz; Duty Cycle: 1:1
Medium parameters used: $f = 1732.6$ MHz; $\sigma = 1.336$ S/m; $\epsilon_r = 41.136$; $\rho = 1000$ kg/m³ ;
Phantom section: Right Section

DASY5 Configuration:

- Probe: EX3DV4 - SN7329; ConvF(8.36, 8.36, 8.36); Calibrated: 2017/3/13;
- Sensor-Surface: 1.4mm (Mechanical Surface Detection)
- Electronics: DAE4 Sn772; Calibrated: 2017/10/9
- Phantom: Twin SAM; Type: Twin SAM V5.0; Serial: 1412
- Measurement SW: DASY52, Version 52.8 (8);

Area Scan (111x71x1): Interpolated grid: dx=1.500 mm, dy=1.500 mm

Maximum value of SAR (interpolated) = 0.129 W/kg

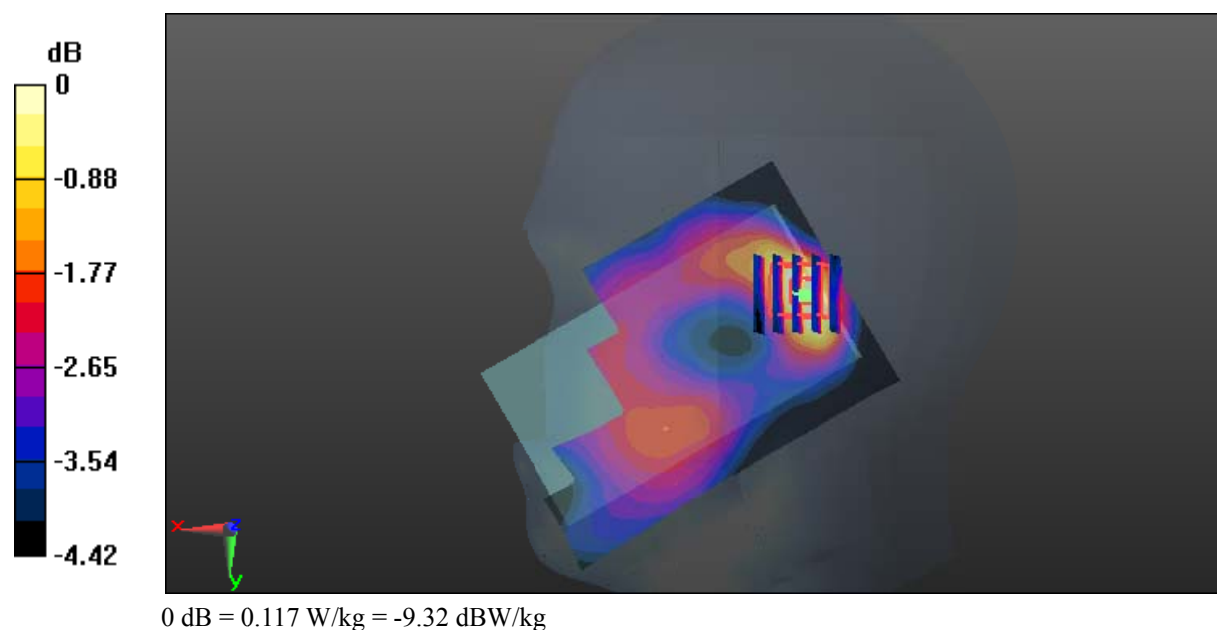
Zoom Scan (5x5x7)/Cube 0: Measurement grid: dx=8mm, dy=8mm, dz=5mm

Reference Value = 9.151 V/m; Power Drift = -0.19 dB

Peak SAR (extrapolated) = 0.129 W/kg

SAR(1 g) = 0.098 W/kg; SAR(10 g) = 0.073 W/kg

Maximum value of SAR (measured) = 0.117 W/kg



Test Plot 44#: WCDMA Band 4_Body Back_Low**DUT: Mobile phone; Type: S50G; Serial: 17090100221**

Communication System: Generic WCDMA; Frequency: 1712.4 MHz; Duty Cycle: 1:1
Medium parameters used: $f = 1712.4$ MHz; $\sigma = 1.433$ S/m; $\epsilon_r = 54.972$; $\rho = 1000$ kg/m³ ;
Phantom section: Left Section

DASY5 Configuration:

- Probe: EX3DV4 - SN7329; ConvF(8.13, 8.13, 8.13); Calibrated: 2017/3/13;
- Sensor-Surface: 1.4mm (Mechanical Surface Detection)
- Electronics: DAE4 Sn772; Calibrated: 2017/10/9
- Phantom: Triple Flat Phantom 5.1C; Type: QD 000 P51 CA; Serial: 1130
- Measurement SW: DASY52, Version 52.8 (8);

Area Scan (111x71x1): Interpolated grid: dx=1.500 mm, dy=1.500 mm

Maximum value of SAR (interpolated) = 1.10 W/kg

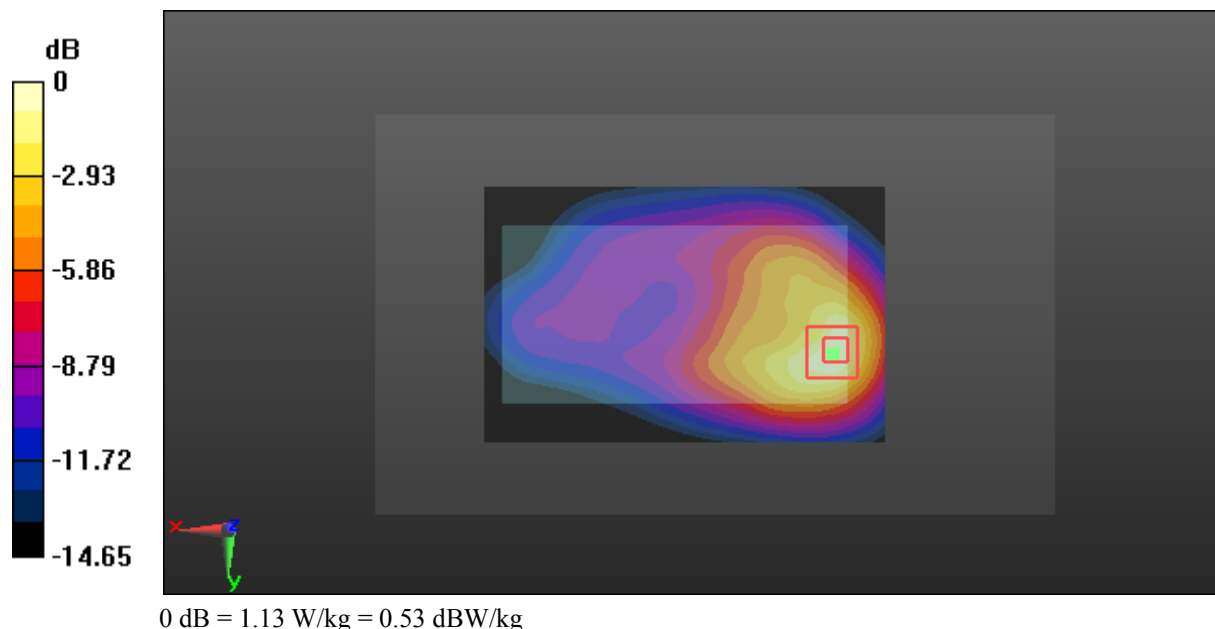
Zoom Scan (5x5x7)/Cube 0: Measurement grid: dx=8mm, dy=8mm, dz=5mm

Reference Value = 11.04 V/m; Power Drift = 0.11 dB

Peak SAR (extrapolated) = 1.30 W/kg

SAR(1 g) = 0.799 W/kg; SAR(10 g) = 0.473 W/kg

Maximum value of SAR (measured) = 1.13 W/kg



Test Plot 45#: WCDMA Band 4_Body Back_Middle**DUT: Mobile phone; Type: S50G; Serial: 17090100221**

Communication System: Generic WCDMA; Frequency: 1732.6 MHz; Duty Cycle: 1:1
Medium parameters used: $f = 1732.6$ MHz; $\sigma = 1.465$ S/m; $\epsilon_r = 54.794$; $\rho = 1000$ kg/m³ ;
Phantom section: Left Section

DASY5 Configuration:

- Probe: EX3DV4 - SN7329; ConvF(8.13, 8.13, 8.13); Calibrated: 2017/3/13;
- Sensor-Surface: 1.4mm (Mechanical Surface Detection)
- Electronics: DAE4 Sn772; Calibrated: 2017/10/9
- Phantom: Triple Flat Phantom 5.1C; Type: QD 000 P51 CA; Serial: 1130
- Measurement SW: DASY52, Version 52.8 (8);

Area Scan (111x71x1): Interpolated grid: dx=1.500 mm, dy=1.500 mm

Maximum value of SAR (interpolated) = 1.21 W/kg

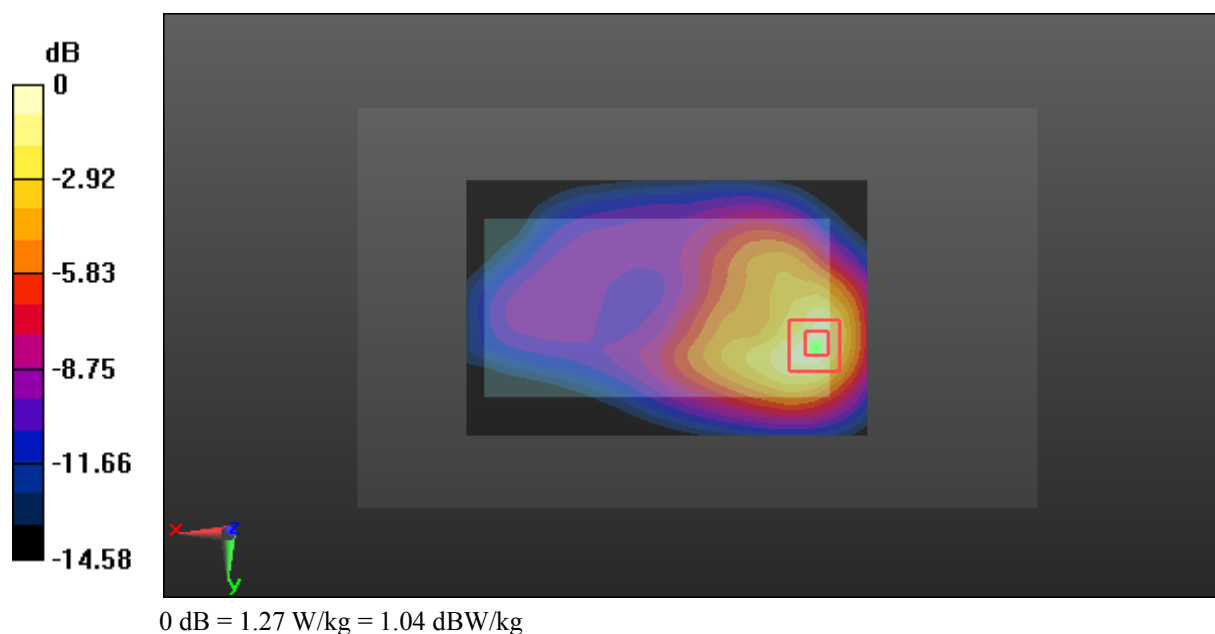
Zoom Scan (5x5x7)/Cube 0: Measurement grid: dx=8mm, dy=8mm, dz=5mm

Reference Value = 11.81 V/m; Power Drift = 0.11 dB

Peak SAR (extrapolated) = 1.48 W/kg

SAR(1 g) = 0.892 W/kg; SAR(10 g) = 0.525 W/kg

Maximum value of SAR (measured) = 1.27 W/kg



Test Plot 46#: WCDMA Band 4_Body Back_High**DUT: Mobile phone; Type: S50G; Serial: 17090100221**

Communication System: Generic WCDMA; Frequency: 1752.6 MHz; Duty Cycle: 1:1
Medium parameters used: $f = 1752.6$ MHz; $\sigma = 1.478$ S/m; $\epsilon_r = 54.664$; $\rho = 1000$ kg/m³ ;
Phantom section: Left Section

DASY5 Configuration:

- Probe: EX3DV4 - SN7329; ConvF(8.13, 8.13, 8.13); Calibrated: 2017/3/13;
- Sensor-Surface: 1.4mm (Mechanical Surface Detection)
- Electronics: DAE4 Sn772; Calibrated: 2017/10/9
- Phantom: Triple Flat Phantom 5.1C; Type: QD 000 P51 CA; Serial: 1130
- Measurement SW: DASY52, Version 52.8 (8);

Area Scan (111x71x1): Interpolated grid: dx=1.500 mm, dy=1.500 mm

Maximum value of SAR (interpolated) = 1.18 W/kg

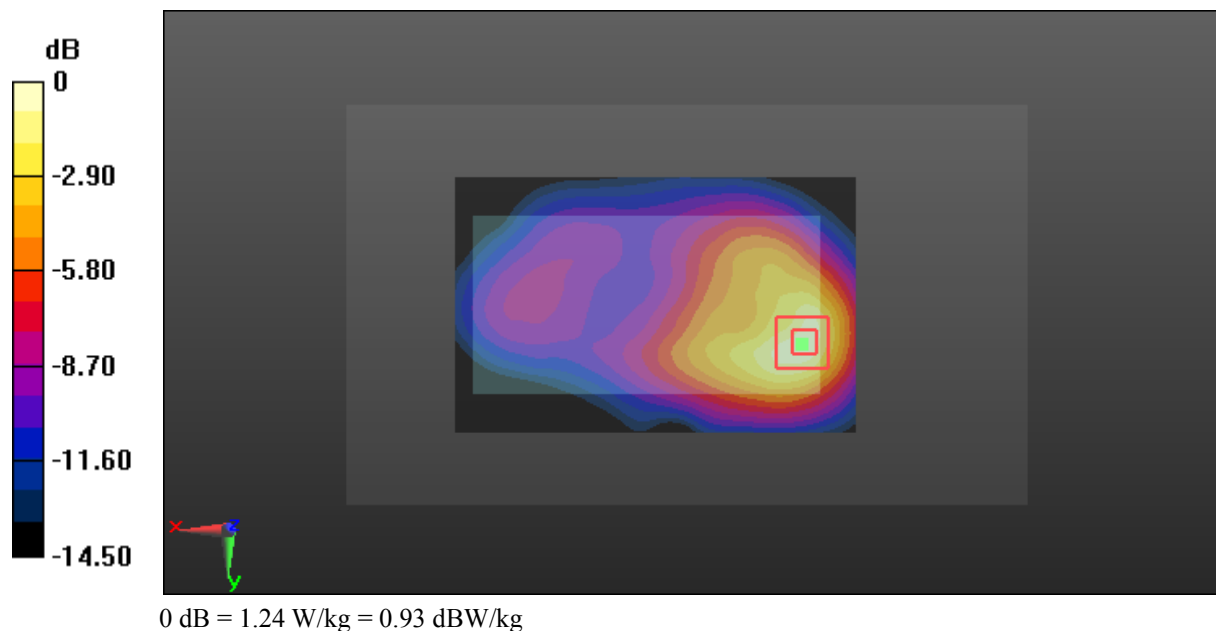
Zoom Scan (5x5x7)/Cube 0: Measurement grid: dx=8mm, dy=8mm, dz=5mm

Reference Value = 12.09 V/m; Power Drift = 0.09 dB

Peak SAR (extrapolated) = 1.43 W/kg

SAR(1 g) = 0.886 W/kg; SAR(10 g) = 0.518 W/kg

Maximum value of SAR (measured) = 1.24 W/kg



Test Plot 47#: WCDMA Band 4_Body Right_Middle**DUT: Mobile phone; Type: S50G; Serial: 17090100221**

Communication System: Generic WCDMA; Frequency: 1732.6 MHz; Duty Cycle: 1:1
Medium parameters used: $f = 1732.6$ MHz; $\sigma = 1.465$ S/m; $\epsilon_r = 54.794$; $\rho = 1000$ kg/m³ ;
Phantom section: Left Section

DASY5 Configuration:

- Probe: EX3DV4 - SN7329; ConvF(8.13, 8.13, 8.13); Calibrated: 2017/3/13;
- Sensor-Surface: 1.4mm (Mechanical Surface Detection)
- Electronics: DAE4 Sn772; Calibrated: 2017/10/9
- Phantom: Triple Flat Phantom 5.1C; Type: QD 000 P51 CA; Serial: 1130
- Measurement SW: DASY52, Version 52.8 (8);

Area Scan (111x41x1): Interpolated grid: dx=1.500 mm, dy=1.500 mm

Maximum value of SAR (interpolated) = 0.388 W/kg


Zoom Scan (5x5x7)/Cube 0: Measurement grid: dx=8mm, dy=8mm, dz=5mm

Reference Value = 8.229 V/m; Power Drift = 0.09 dB

Peak SAR (extrapolated) = 0.439 W/kg

SAR(1 g) = 0.276 W/kg; SAR(10 g) = 0.171 W/kg

Maximum value of SAR (measured) = 0.382 W/kg



Test Plot 48#: WCDMA Band 4_Body Bottom_Low**DUT: Mobile phone; Type: S50G; Serial: 17090100221**

Communication System: Generic WCDMA; Frequency: 1712.4 MHz; Duty Cycle: 1:1
Medium parameters used: $f = 1712.4$ MHz; $\sigma = 1.433$ S/m; $\epsilon_r = 54.972$; $\rho = 1000$ kg/m³ ;
Phantom section: Left Section

DASY5 Configuration:

- Probe: EX3DV4 - SN7329; ConvF(8.13, 8.13, 8.13); Calibrated: 2017/3/13;
- Sensor-Surface: 1.4mm (Mechanical Surface Detection)
- Electronics: DAE4 Sn772; Calibrated: 2017/10/9
- Phantom: Triple Flat Phantom 5.1C; Type: QD 000 P51 CA; Serial: 1130
- Measurement SW: DASY52, Version 52.8 (8);

Area Scan (51x71x1): Interpolated grid: dx=1.500 mm, dy=1.500 mm

Maximum value of SAR (interpolated) = 1.87 W/kg


Zoom Scan (5x5x7)/Cube 0: Measurement grid: dx=8mm, dy=8mm, dz=5mm

Reference Value = 27.75 V/m; Power Drift = -0.08 dB

Peak SAR (extrapolated) = 2.07 W/kg

SAR(1 g) = 1.2 W/kg; SAR(10 g) = 0.641 W/kg

Maximum value of SAR (measured) = 1.75 W/kg



Test Plot 49#: WCDMA Band 4_Body Bottom_Middle**DUT: Mobile phone; Type: S50G; Serial: 17090100221**

Communication System: Generic WCDMA; Frequency: 1732.6 MHz; Duty Cycle: 1:1
Medium parameters used: $f = 1732.6$ MHz; $\sigma = 1.465$ S/m; $\epsilon_r = 54.794$; $\rho = 1000$ kg/m³ ;
Phantom section: Left Section

DASY5 Configuration:

- Probe: EX3DV4 - SN7329; ConvF(8.13, 8.13, 8.13); Calibrated: 2017/3/13;
- Sensor-Surface: 1.4mm (Mechanical Surface Detection)
- Electronics: DAE4 Sn772; Calibrated: 2017/10/9
- Phantom: Triple Flat Phantom 5.1C; Type: QD 000 P51 CA; Serial: 1130
- Measurement SW: DASY52, Version 52.8 (8);

Area Scan (51x71x1): Interpolated grid: dx=1.500 mm, dy=1.500 mm

Maximum value of SAR (interpolated) = 1.99 W/kg

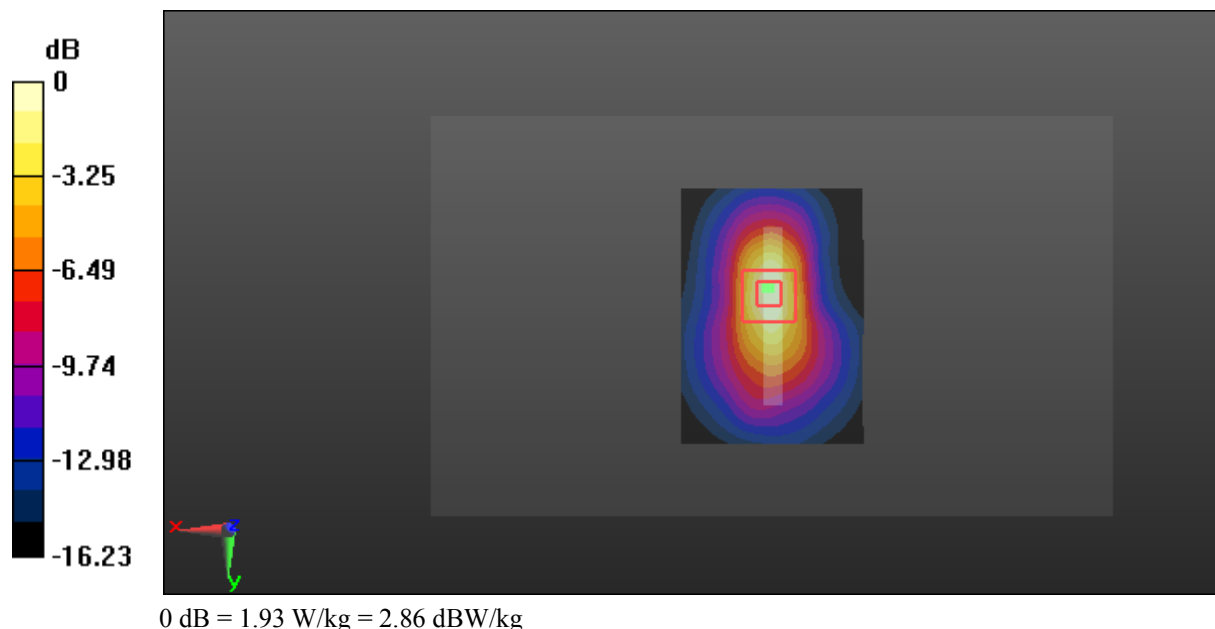
Zoom Scan (5x5x7)/Cube 0: Measurement grid: dx=8mm, dy=8mm, dz=5mm

Reference Value = 29.09 V/m; Power Drift = -0.11 dB

Peak SAR (extrapolated) = 2.27 W/kg

SAR(1 g) = 1.32 W/kg; SAR(10 g) = 0.702 W/kg

Maximum value of SAR (measured) = 1.93 W/kg



Test Plot 50#: WCDMA Band 4_Body Bottom_High**DUT: Mobile phone; Type: S50G; Serial: 17090100221**

Communication System: Generic WCDMA; Frequency: 1752.6 MHz; Duty Cycle: 1:1
Medium parameters used: $f = 1752.6$ MHz; $\sigma = 1.478$ S/m; $\epsilon_r = 54.664$; $\rho = 1000$ kg/m³ ;
Phantom section: Left Section

DASY5 Configuration:

- Probe: EX3DV4 - SN7329; ConvF(8.13, 8.13, 8.13); Calibrated: 2017/3/13;
- Sensor-Surface: 1.4mm (Mechanical Surface Detection)
- Electronics: DAE4 Sn772; Calibrated: 2017/10/9
- Phantom: Triple Flat Phantom 5.1C; Type: QD 000 P51 CA; Serial: 1130
- Measurement SW: DASY52, Version 52.8 (8);

Area Scan (51x71x1): Interpolated grid: dx=1.500 mm, dy=1.500 mm

Maximum value of SAR (interpolated) = 1.96 W/kg


Zoom Scan (5x5x7)/Cube 0: Measurement grid: dx=8mm, dy=8mm, dz=5mm

Reference Value = 28.86 V/m; Power Drift = -0.06 dB

Peak SAR (extrapolated) = 2.24 W/kg

SAR(1 g) = 1.3 W/kg; SAR(10 g) = 0.690 W/kg

Maximum value of SAR (measured) = 1.92 W/kg



Test Plot 51#: WCDMA Band 5_Head Left Cheek_Middle**DUT: Mobile phone; Type: S50G; Serial: 17090100221**

Communication System: Generic WCDMA; Frequency: 836.6 MHz; Duty Cycle: 1:1
Medium parameters used: $f = 836.6$ MHz; $\sigma = 0.896$ S/m; $\epsilon_r = 41.811$; $\rho = 1000$ kg/m³ ;
Phantom section: Left Section

DASY5 Configuration:

- Probe: EX3DV4 - SN7329; ConvF(9.36, 9.36, 9.36); Calibrated: 2017/3/13;
- Sensor-Surface: 1.4mm (Mechanical Surface Detection)
- Electronics: DAE4 Sn772; Calibrated: 2017/10/9
- Phantom: Twin SAM; Type: Twin SAM V5.0; Serial: 1412
- Measurement SW: DASY52, Version 52.8 (8);

Area Scan (121x71x1): Interpolated grid: dx=1.500 mm, dy=1.500 mm

Maximum value of SAR (interpolated) = 0.187 W/kg


Zoom Scan (6x6x7)/Cube 0: Measurement grid: dx=8mm, dy=8mm, dz=5mm

Reference Value = 5.344 V/m; Power Drift = -0.18 dB

Peak SAR (extrapolated) = 0.199 W/kg

SAR(1 g) = 0.155 W/kg; SAR(10 g) = 0.121 W/kg

Maximum value of SAR (measured) = 0.183 W/kg



Test Plot 52#: WCDMA Band 5_Head Left Tilt_Middle**DUT: Mobile phone; Type: S50G; Serial: 17090100221**

Communication System: Generic WCDMA; Frequency: 836.6 MHz; Duty Cycle: 1:1
Medium parameters used: $f = 836.6$ MHz; $\sigma = 0.896$ S/m; $\epsilon_r = 41.811$; $\rho = 1000$ kg/m³ ;
Phantom section: Left Section

DASY5 Configuration:

- Probe: EX3DV4 - SN7329; ConvF(9.36, 9.36, 9.36); Calibrated: 2017/3/13;
- Sensor-Surface: 1.4mm (Mechanical Surface Detection)
- Electronics: DAE4 Sn772; Calibrated: 2017/10/9
- Phantom: Twin SAM; Type: Twin SAM V5.0; Serial: 1412
- Measurement SW: DASY52, Version 52.8 (8);

Area Scan (121x71x1): Interpolated grid: dx=1.500 mm, dy=1.500 mm

Maximum value of SAR (interpolated) = 0.0969 W/kg


Zoom Scan (6x6x7)/Cube 0: Measurement grid: dx=8mm, dy=8mm, dz=5mm

Reference Value = 6.755 V/m; Power Drift = 0.05 dB

Peak SAR (extrapolated) = 0.107 W/kg

SAR(1 g) = 0.082 W/kg; SAR(10 g) = 0.065 W/kg

Maximum value of SAR (measured) = 0.0988 W/kg



Test Plot 53#: WCDMA Band 5_Head Right Cheek_Low**DUT: Mobile phone; Type: S50G; Serial: 17090100221**

Communication System: Generic WCDMA; Frequency: 826.4 MHz; Duty Cycle: 1:1
Medium parameters used: $f = 826.4$ MHz; $\sigma = 0.892$ S/m; $\epsilon_r = 41.606$; $\rho = 1000$ kg/m³ ;
Phantom section: Right Section

DASY5 Configuration:

- Probe: EX3DV4 - SN7329; ConvF(9.36, 9.36, 9.36); Calibrated: 2017/3/13;
- Sensor-Surface: 1.4mm (Mechanical Surface Detection)
- Electronics: DAE4 Sn772; Calibrated: 2017/10/9
- Phantom: Twin SAM; Type: Twin SAM V5.0; Serial: 1412
- Measurement SW: DASY52, Version 52.8 (8);

Area Scan (121x71x1): Interpolated grid: dx=1.500 mm, dy=1.500 mm

Maximum value of SAR (interpolated) = 0.241 W/kg


Zoom Scan (5x5x7)/Cube 0: Measurement grid: dx=8mm, dy=8mm, dz=5mm

Reference Value = 7.155 V/m; Power Drift = -0.01 dB

Peak SAR (extrapolated) = 0.252 W/kg

SAR(1 g) = 0.201 W/kg; SAR(10 g) = 0.161 W/kg

Maximum value of SAR (measured) = 0.235 W/kg



Test Plot 54#: WCDMA Band 5_Head Right Cheek_Middle**DUT: Mobile phone; Type: S50G; Serial: 17090100221**

Communication System: Generic WCDMA; Frequency: 836.6 MHz; Duty Cycle: 1:1
Medium parameters used: $f = 836.6$ MHz; $\sigma = 0.896$ S/m; $\epsilon_r = 41.811$; $\rho = 1000$ kg/m³ ;
Phantom section: Right Section

DASY5 Configuration:

- Probe: EX3DV4 - SN7329; ConvF(9.36, 9.36, 9.36); Calibrated: 2017/3/13;
- Sensor-Surface: 1.4mm (Mechanical Surface Detection)
- Electronics: DAE4 Sn772; Calibrated: 2017/10/9
- Phantom: Twin SAM; Type: Twin SAM V5.0; Serial: 1412
- Measurement SW: DASY52, Version 52.8 (8);

Area Scan (121x71x1): Interpolated grid: dx=1.500 mm, dy=1.500 mm

Maximum value of SAR (interpolated) = 0.266 W/kg


Zoom Scan (5x5x7)/Cube 0: Measurement grid: dx=8mm, dy=8mm, dz=5mm

Reference Value = 7.399 V/m; Power Drift = 0.03 dB

Peak SAR (extrapolated) = 0.275 W/kg

SAR(1 g) = 0.220 W/kg; SAR(10 g) = 0.175 W/kg

Maximum value of SAR (measured) = 0.256 W/kg



Test Plot 55#: WCDMA Band 5_Head Right Cheek_High**DUT: Mobile phone; Type: S50G; Serial: 17090100221**

Communication System: Generic WCDMA; Frequency: 836.6 MHz; Duty Cycle: 1:1
Medium parameters used: $f = 848.8$ MHz; $\sigma = 0.903$ S/m; $\epsilon_r = 41.77$; $\rho = 1000$ kg/m³ ;
Phantom section: Right Section

DASY5 Configuration:

- Probe: EX3DV4 - SN7329; ConvF(9.36, 9.36, 9.36); Calibrated: 2017/3/13;
- Sensor-Surface: 1.4mm (Mechanical Surface Detection)
- Electronics: DAE4 Sn772; Calibrated: 2017/10/9
- Phantom: Twin SAM; Type: Twin SAM V5.0; Serial: 1412
- Measurement SW: DASY52, Version 52.8 (8);

Area Scan (121x71x1): Interpolated grid: dx=1.500 mm, dy=1.500 mm

Maximum value of SAR (interpolated) = 0.269 W/kg


Zoom Scan (5x5x7)/Cube 0: Measurement grid: dx=8mm, dy=8mm, dz=5mm

Reference Value = 7.414 V/m; Power Drift = 0.03 dB

Peak SAR (extrapolated) = 0.278 W/kg

SAR(1 g) = 0.223 W/kg; SAR(10 g) = 0.177 W/kg

Maximum value of SAR (measured) = 0.259 W/kg



0 dB = 0.259 W/kg = -5.87 dBW/kg

Test Plot 56#: WCDMA Band 5_Head Right Tilt_Middle**DUT: Mobile phone; Type: S50G; Serial: 17090100221**

Communication System: Generic WCDMA; Frequency: 836.6 MHz; Duty Cycle: 1:1
Medium parameters used: $f = 836.6$ MHz; $\sigma = 0.896$ S/m; $\epsilon_r = 41.811$; $\rho = 1000$ kg/m³ ;
Phantom section: Right Section

DASY5 Configuration:

- Probe: EX3DV4 - SN7329; ConvF(9.36, 9.36, 9.36); Calibrated: 2017/3/13;
- Sensor-Surface: 1.4mm (Mechanical Surface Detection)
- Electronics: DAE4 Sn772; Calibrated: 2017/10/9
- Phantom: Twin SAM; Type: Twin SAM V5.0; Serial: 1412
- Measurement SW: DASY52, Version 52.8 (8);

Area Scan (121x71x1): Interpolated grid: dx=1.500 mm, dy=1.500 mm

Maximum value of SAR (interpolated) = 0.136 W/kg

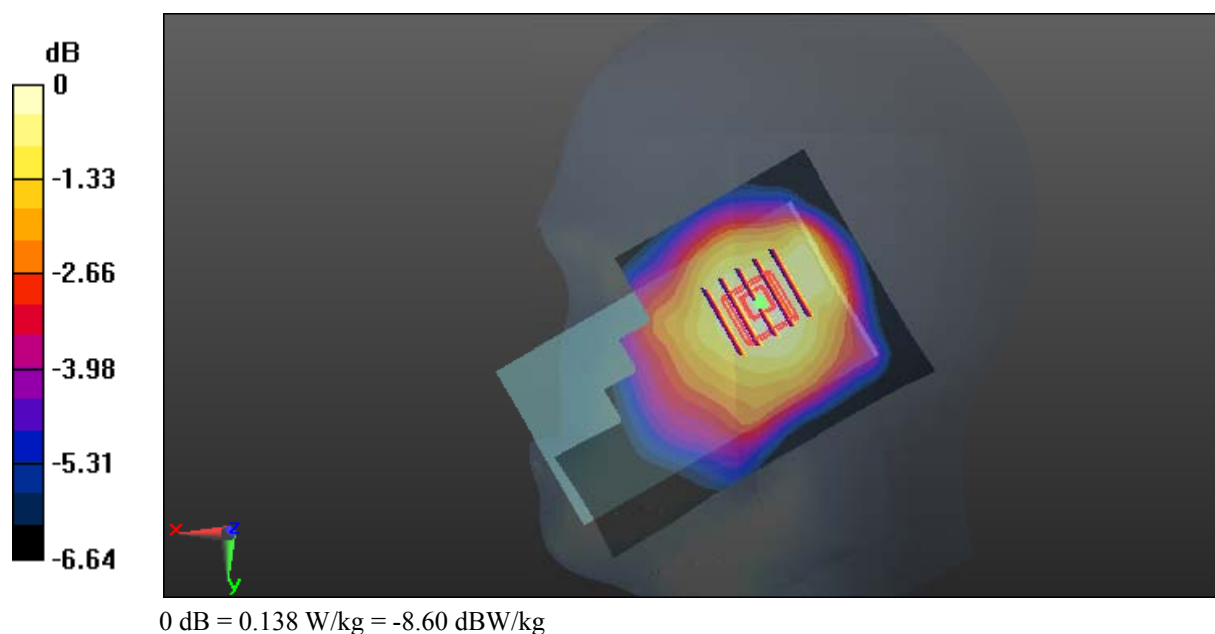
Zoom Scan (5x5x7)/Cube 0: Measurement grid: dx=8mm, dy=8mm, dz=5mm

Reference Value = 9.971 V/m; Power Drift = 0.13 dB

Peak SAR (extrapolated) = 0.148 W/kg

SAR(1 g) = 0.117 W/kg; SAR(10 g) = 0.092 W/kg

Maximum value of SAR (measured) = 0.138 W/kg



Test Plot 57#: WCDMA Band 5_Body Back_Low**DUT: Mobile phone; Type: S50G; Serial: 17090100221**

Communication System: Generic WCDMA; Frequency: 826.4 MHz; Duty Cycle: 1:1
Medium parameters used: $f = 826.4$ MHz; $\sigma = 0.944$ S/m; $\epsilon_r = 56.215$; $\rho = 1000$ kg/m³ ;
Phantom section: Right Section

DASY5 Configuration:

- Probe: EX3DV4 - SN7329; ConvF(9.58, 9.58, 9.58); Calibrated: 2017/3/13;
- Sensor-Surface: 1.4mm (Mechanical Surface Detection)
- Electronics: DAE4 Sn772; Calibrated: 2017/10/9
- Phantom: Triple Flat Phantom 5.1C; Type: QD 000 P51 CA; Serial: 1130
- Measurement SW: DASY52, Version 52.8 (8);

Area Scan (111x71x1): Interpolated grid: dx=1.500 mm, dy=1.500 mm

Maximum value of SAR (interpolated) = 0.381 W/kg


Zoom Scan (5x5x7)/Cube 0: Measurement grid: dx=8mm, dy=8mm, dz=5mm

Reference Value = 18.91 V/m; Power Drift = -0.09 dB

Peak SAR (extrapolated) = 0.415 W/kg

SAR(1 g) = 0.325 W/kg; SAR(10 g) = 0.250 W/kg

Maximum value of SAR (measured) = 0.387 W/kg



Test Plot 58#: WCDMA Band 5_Body Back_Middle**DUT: Mobile phone; Type: S50G; Serial: 17090100221**

Communication System: Generic WCDMA; Frequency: 836.6 MHz; Duty Cycle: 1:1
Medium parameters used: $f = 836.6$ MHz; $\sigma = 0.964$ S/m; $\epsilon_r = 56.487$; $\rho = 1000$ kg/m³ ;
Phantom section: Right Section

DASY5 Configuration:

- Probe: EX3DV4 - SN7329; ConvF(9.58, 9.58, 9.58); Calibrated: 2017/3/13;
- Sensor-Surface: 1.4mm (Mechanical Surface Detection)
- Electronics: DAE4 Sn772; Calibrated: 2017/10/9
- Phantom: Triple Flat Phantom 5.1C; Type: QD 000 P51 CA; Serial: 1130
- Measurement SW: DASY52, Version 52.8 (8);

Area Scan (111x71x1): Interpolated grid: dx=1.500 mm, dy=1.500 mm

Maximum value of SAR (interpolated) = 0.392 W/kg

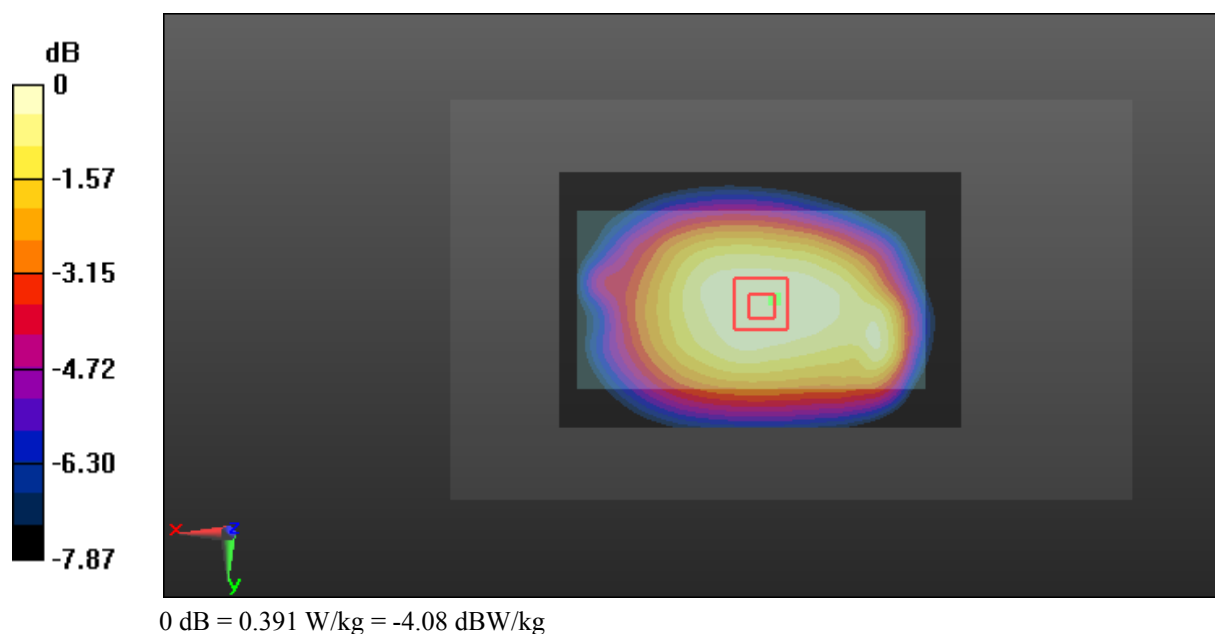
Zoom Scan (5x5x7)/Cube 0: Measurement grid: dx=8mm, dy=8mm, dz=5mm

Reference Value = 18.81 V/m; Power Drift = -0.12 dB

Peak SAR (extrapolated) = 0.421 W/kg

SAR(1 g) = 0.328 W/kg; SAR(10 g) = 0.253 W/kg

Maximum value of SAR (measured) = 0.391 W/kg



Test Plot 59#: WCDMA Band 5_Body Back_High**DUT: Mobile phone; Type: S50G; Serial: 17090100221**

Communication System: Generic WCDMA; Frequency: 846.6 MHz; Duty Cycle: 1:1
Medium parameters used: $f = 846.6$ MHz; $\sigma = 0.972$ S/m; $\epsilon_r = 56.71$; $\rho = 1000$ kg/m³ ;
Phantom section: Right Section

DASY5 Configuration:

- Probe: EX3DV4 - SN7329; ConvF(9.58, 9.58, 9.58); Calibrated: 2017/3/13;
- Sensor-Surface: 1.4mm (Mechanical Surface Detection)
- Electronics: DAE4 Sn772; Calibrated: 2017/10/9
- Phantom: Triple Flat Phantom 5.1C; Type: QD 000 P51 CA; Serial: 1130
- Measurement SW: DASY52, Version 52.8 (8);

Area Scan (111x71x1): Interpolated grid: dx=1.500 mm, dy=1.500 mm

Maximum value of SAR (interpolated) = 0.395 W/kg


Zoom Scan (5x5x7)/Cube 0: Measurement grid: dx=8mm, dy=8mm, dz=5mm

Reference Value = 18.74 V/m; Power Drift = -0.05 dB

Peak SAR (extrapolated) = 0.425 W/kg

SAR(1 g) = 0.332 W/kg; SAR(10 g) = 0.255 W/kg

Maximum value of SAR (measured) = 0.395 W/kg



Test Plot 60#: WCDMA Band 5_Body Right_Middle**DUT: Mobile phone; Type: S50G; Serial: 17090100221**

Communication System: Generic WCDMA; Frequency: 836.6 MHz; Duty Cycle: 1:1
Medium parameters used: $f = 836.6$ MHz; $\sigma = 0.964$ S/m; $\epsilon_r = 56.487$; $\rho = 1000$ kg/m³ ;
Phantom section: Right Section

DASY5 Configuration:

- Probe: EX3DV4 - SN7329; ConvF(9.58, 9.58, 9.58); Calibrated: 2017/3/13;
- Sensor-Surface: 1.4mm (Mechanical Surface Detection)
- Electronics: DAE4 Sn772; Calibrated: 2017/10/9
- Phantom: Triple Flat Phantom 5.1C; Type: QD 000 P51 CA; Serial: 1130
- Measurement SW: DASY52, Version 52.8 (8);

Area Scan (111x41x1): Interpolated grid: dx=1.500 mm, dy=1.500 mm

Maximum value of SAR (interpolated) = 0.234 W/kg


Zoom Scan (5x5x7)/Cube 0: Measurement grid: dx=8mm, dy=8mm, dz=5mm

Reference Value = 11.88 V/m; Power Drift = -0.03 dB

Peak SAR (extrapolated) = 0.257 W/kg

SAR(1 g) = 0.185 W/kg; SAR(10 g) = 0.130 W/kg

Maximum value of SAR (measured) = 0.233 W/kg



Test Plot 61#: WCDMA Band 5_Body Bottom_Middle**DUT: Mobile phone; Type: S50G; Serial: 17090100221**

Communication System: Generic WCDMA; Frequency: 836.6 MHz; Duty Cycle: 1:1
Medium parameters used: $f = 836.6$ MHz; $\sigma = 0.964$ S/m; $\epsilon_r = 56.487$; $\rho = 1000$ kg/m³ ;
Phantom section: Right Section

DASY5 Configuration:

- Probe: EX3DV4 - SN7329; ConvF(9.58, 9.58, 9.58); Calibrated: 2017/3/13;
- Sensor-Surface: 1.4mm (Mechanical Surface Detection)
- Electronics: DAE4 Sn772; Calibrated: 2017/10/9
- Phantom: Triple Flat Phantom 5.1C; Type: QD 000 P51 CA; Serial: 1130
- Measurement SW: DASY52, Version 52.8 (8);

Area Scan (41x71x1): Interpolated grid: dx=1.500 mm, dy=1.500 mm

Maximum value of SAR (interpolated) = 0.208 W/kg


Zoom Scan (5x5x7)/Cube 0: Measurement grid: dx=8mm, dy=8mm, dz=5mm

Reference Value = 11.80 V/m; Power Drift = -0.03 dB

Peak SAR (extrapolated) = 0.248 W/kg

SAR(1 g) = 0.136 W/kg; SAR(10 g) = 0.083 W/kg

Maximum value of SAR (measured) = 0.203 W/kg



Test Plot 62#:WLAN 2.4GHz Mode B_Head Left Cheek_Middle**DUT: Mobile phone; Type: S50G; Serial: 17090100221**

Communication System: IEEE 802.11b WiFi 2.4 GHz; Frequency: 2442 MHz;Duty Cycle: 1:1

Medium parameters used: $f = 2442$ MHz; $\sigma = 1.779$ S/m; $\epsilon_r = 39.447$; $\rho = 1000$ kg/m³

Phantom section: Left Section

DASY5 Configuration:

- Probe: EX3DV4 - SN7329; ConvF(7.61, 7.61, 7.61); Calibrated: 2017/3/13;
- Sensor-Surface: 1.4mm (Mechanical Surface Detection)
- Electronics: DAE4 Sn772;Calibrated: 2017/10/9
- Phantom: Twin SAM; Type: Twin SAM V5.0; Serial: 1412
- Measurement SW: DASY52, Version 52.8 (8);

Area Scan (141x81x1): Interpolated grid: dx=1.200 mm, dy=1.200 mm

Maximum value of SAR (interpolated) = 0.207 W/kg


Zoom Scan (7x6x7)/Cube 0: Measurement grid: dx=8mm, dy=8mm, dz=5mm

Reference Value = 6.868 V/m; Power Drift = 0.08 dB

Peak SAR (extrapolated) = 0.634 W/kg

SAR(1 g) = 0.141 W/kg; SAR(10 g) = 0.078 W/kg

Maximum value of SAR (measured) = 0.194 W/kg



0 dB = 0.194 W/kg = -7.12 dBW/kg

Test Plot 63#:WLAN 2.4GHz Mode B_Head Left Tilt_Middle**DUT: Mobile phone; Type: S50G; Serial: 17090100221**

Communication System: IEEE 802.11b WiFi 2.4 GHz; Frequency: 2442 MHz;Duty Cycle: 1:1

Medium parameters used: $f = 2442$ MHz; $\sigma = 1.779$ S/m; $\epsilon_r = 39.447$; $\rho = 1000$ kg/m³

Phantom section: Left Section

DASY5 Configuration:

- Probe: EX3DV4 - SN7329; ConvF(7.61, 7.61, 7.61); Calibrated: 2017/3/13;
- Sensor-Surface: 1.4mm (Mechanical Surface Detection)
- Electronics: DAE4 Sn772;Calibrated: 2017/10/9
- Phantom: Twin SAM; Type: Twin SAM V5.0; Serial: 1412
- Measurement SW: DASY52, Version 52.8 (8);

Area Scan (141x81x1): Interpolated grid: dx=1.200 mm, dy=1.200 mm

Maximum value of SAR (interpolated) = 0.169 W/kg


Zoom Scan (7x7x7)/Cube 0: Measurement grid: dx=8mm, dy=8mm, dz=5mm

Reference Value = 7.971 V/m; Power Drift = 0.18 dB

Peak SAR (extrapolated) = 0.227 W/kg

SAR(1 g) = 0.104 W/kg; SAR(10 g) = 0.060 W/kg

Maximum value of SAR (measured) = 0.149 W/kg



0 dB = 0.149 W/kg = -8.27 dBW/kg

Test Plot 64#:WLAN 2.4GHz Mode B_Head Right Cheek_Low**DUT: Mobile phone; Type: S50G; Serial: 17090100221**

Communication System: IEEE 802.11b WiFi 2.4 GHz; Frequency: 2412 MHz;Duty Cycle: 1:1

Medium parameters used: $f = 2412$ MHz; $\sigma = 1.756$ S/m; $\epsilon_r = 39.486$; $\rho = 1000$ kg/m³

Phantom section: Right Section

DASY5 Configuration:

- Probe: EX3DV4 - SN7329; ConvF(7.61, 7.61, 7.61); Calibrated: 2017/3/13;
- Sensor-Surface: 1.4mm (Mechanical Surface Detection)
- Electronics: DAE4 Sn772;Calibrated: 2017/10/9
- Phantom: Twin SAM; Type: Twin SAM V5.0; Serial: 1412
- Measurement SW: DASY52, Version 52.8 (8);

Area Scan (141x81x1): Interpolated grid: dx=1.200 mm, dy=1.200 mm

Maximum value of SAR (interpolated) = 0.534 W/kg


Zoom Scan (5x5x7)/Cube 0: Measurement grid: dx=8mm, dy=8mm, dz=5mm

Reference Value = 7.114 V/m; Power Drift = 0.02 dB

Peak SAR (extrapolated) = 0.650 W/kg

SAR(1 g) = 0.255 W/kg; SAR(10 g) = 0.131 W/kg

Maximum value of SAR (measured) = 0.398 W/kg



0 dB = 0.398 W/kg = -4.00 dBW/kg

Test Plot 65#:WLAN 2.4GHz Mode B_Head Right Cheek_Middle**DUT: Mobile phone; Type: S50G; Serial: 17090100221**

Communication System: IEEE 802.11b WiFi 2.4 GHz; Frequency: 2442 MHz;Duty Cycle: 1:1

Medium parameters used: $f = 2442$ MHz; $\sigma = 1.779$ S/m; $\epsilon_r = 39.447$; $\rho = 1000$ kg/m³

Phantom section: Right Section

DASY5 Configuration:

- Probe: EX3DV4 - SN7329; ConvF(7.61, 7.61, 7.61); Calibrated: 2017/3/13;
- Sensor-Surface: 1.4mm (Mechanical Surface Detection)
- Electronics: DAE4 Sn772;Calibrated: 2017/10/9
- Phantom: Twin SAM; Type: Twin SAM V5.0; Serial: 1412
- Measurement SW: DASY52, Version 52.8 (8);

Area Scan (141x81x1): Interpolated grid: dx=1.200 mm, dy=1.200 mm

Maximum value of SAR (interpolated) = 0.621 W/kg


Zoom Scan (5x5x7)/Cube 0: Measurement grid: dx=8mm, dy=8mm, dz=5mm

Reference Value = 5.808 V/m; Power Drift = 0.08 dB

Peak SAR (extrapolated) = 0.838 W/kg

SAR(1 g) = 0.349 W/kg; SAR(10 g) = 0.183 W/kg

Maximum value of SAR (measured) = 0.550 W/kg



0 dB = 0.550 W/kg = -2.60 dBW/kg

Test Plot 66#:WLAN 2.4GHz Mode B_Head Right Cheek_High**DUT: Mobile phone; Type: S50G; Serial: 17090100221**

Communication System: IEEE 802.11b WiFi 2.4 GHz; Frequency: 2462 MHz;Duty Cycle: 1:1

Medium parameters used: $f = 2472$ MHz; $\sigma = 1.785$ S/m; $\epsilon_r = 39.272$; $\rho = 1000$ kg/m³

Phantom section: Right Section

DASY5 Configuration:

- Probe: EX3DV4 - SN7329; ConvF(7.61, 7.61, 7.61); Calibrated: 2017/3/13;
- Sensor-Surface: 1.4mm (Mechanical Surface Detection)
- Electronics: DAE4 Sn772;Calibrated: 2017/10/9
- Phantom: Twin SAM; Type: Twin SAM V5.0; Serial: 1412
- Measurement SW: DASY52, Version 52.8 (8);

Area Scan (141x81x1): Interpolated grid: dx=1.200 mm, dy=1.200 mm

Maximum value of SAR (interpolated) = 0.897 W/kg


Zoom Scan (5x5x7)/Cube 0: Measurement grid: dx=8mm, dy=8mm, dz=5mm

Reference Value = 6.962 V/m; Power Drift = 0.05 dB

Peak SAR (extrapolated) = 0.772 W/kg

SAR(1 g) = 0.355 W/kg; SAR(10 g) = 0.186 W/kg

Maximum value of SAR (measured) = 0.550 W/kg



0 dB = 0.550 W/kg = -2.60 dBW/kg

Test Plot 67#:WLAN 2.4GHz Mode B_Head Right Tilt_Middle**DUT: Mobile phone; Type: S50G; Serial: 17090100221**

Communication System: IEEE 802.11b WiFi 2.4 GHz; Frequency: 2442 MHz;Duty Cycle: 1:1

Medium parameters used: $f = 2442$ MHz; $\sigma = 1.779$ S/m; $\epsilon_r = 39.447$; $\rho = 1000$ kg/m³

Phantom section: Right Section

DASY5 Configuration:

- Probe: EX3DV4 - SN7329; ConvF(7.61, 7.61, 7.61); Calibrated: 2017/3/13;
- Sensor-Surface: 1.4mm (Mechanical Surface Detection)
- Electronics: DAE4 Sn772;Calibrated: 2017/10/9
- Phantom: Twin SAM; Type: Twin SAM V5.0; Serial: 1412
- Measurement SW: DASY52, Version 52.8 (8);

Area Scan (141x81x1): Interpolated grid: dx=1.200 mm, dy=1.200 mm

Maximum value of SAR (interpolated) = 0.378 W/kg

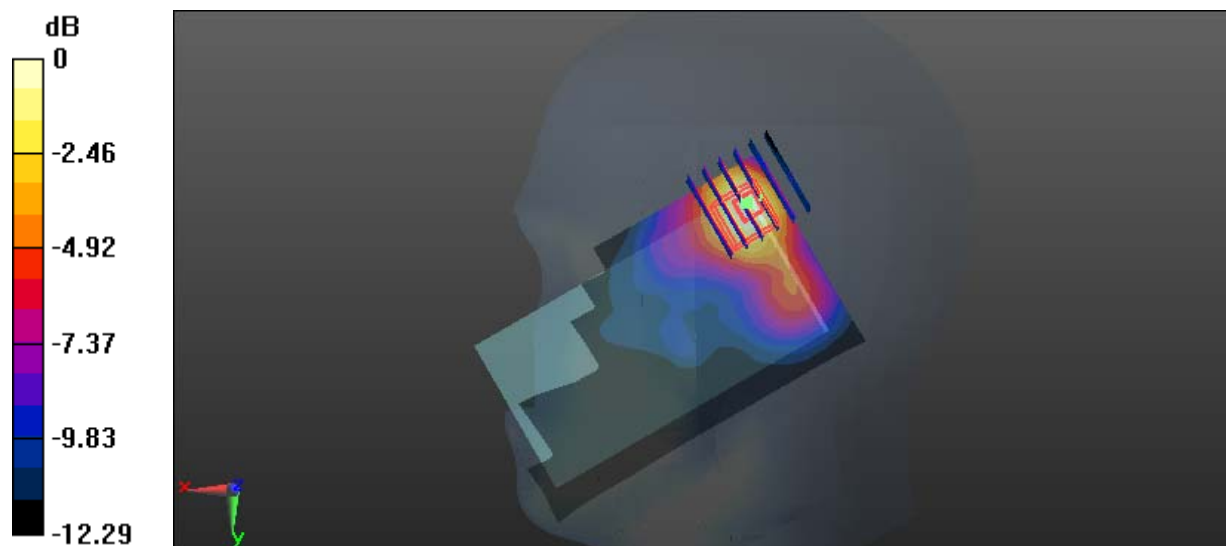
Zoom Scan (6x6x7)/Cube 0: Measurement grid: dx=8mm, dy=8mm, dz=5mm

Reference Value = 6.924 V/m; Power Drift = 0.17 dB

Peak SAR (extrapolated) = 0.456 W/kg

SAR(1 g) = 0.207 W/kg; SAR(10 g) = 0.110 W/kg

Maximum value of SAR (measured) = 0.317 W/kg



0 dB = 0.317 W/kg = -4.99 dBW/kg

Test Plot 68#:WLAN 2.4GHz Mode B_Body Back_Low**DUT: Mobile phone; Type: S50G; Serial: 17090100221**

Communication System: IEEE 802.11b WiFi 2.4 GHz; Frequency: 2412 MHz;Duty Cycle: 1:1

Medium parameters used: $f = 2412$ MHz; $\sigma = 1.898$ S/m; $\epsilon_r = 53.493$; $\rho = 1000$ kg/m³

Phantom section: Center Section

DASY5 Configuration:

- Probe: EX3DV4 - SN7329; ConvF(7.37, 7.37, 7.37); Calibrated: 2017/3/13;
- Sensor-Surface: 1.4mm (Mechanical Surface Detection)
- Electronics: DAE4 Sn772;Calibrated: 2017/10/9
- Phantom: Triple Flat Phantom 5.1C; Type: QD 000 P51 CA; Serial: 1130
- Measurement SW: DASY52, Version 52.8 (8);

Area Scan (131x81x1): Interpolated grid: dx=1.200 mm, dy=1.200 mm

Maximum value of SAR (interpolated) = 0.201 W/kg

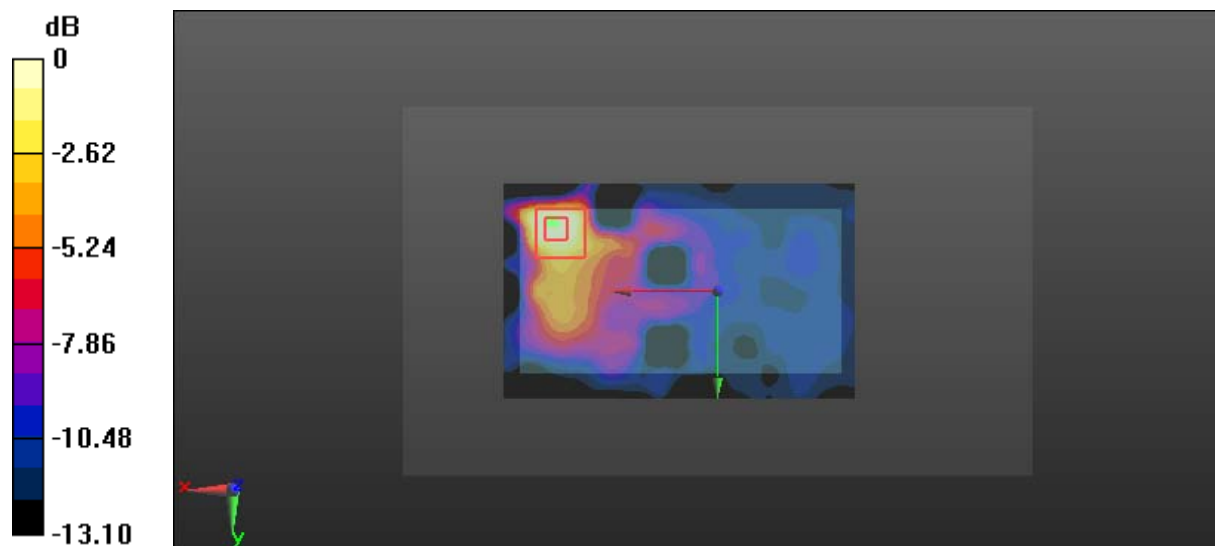
Zoom Scan (5x5x7)/Cube 0: Measurement grid: dx=8mm, dy=8mm, dz=5mm

Reference Value = 2.669 V/m; Power Drift = 0.08 dB

Peak SAR (extrapolated) = 0.173 W/kg

SAR(1 g) = 0.084 W/kg; SAR(10 g) = 0.044 W/kg

Maximum value of SAR (measured) = 0.131 W/kg



0 dB = 0.131 W/kg = -8.83 dBW/kg

Test Plot 69#:WLAN 2.4GHz Mode B_Body Back_Middle**DUT: Mobile phone; Type: S50G; Serial: 17090100221**

Communication System: IEEE 802.11b WiFi 2.4 GHz; Frequency: 2442 MHz;Duty Cycle: 1:1

Medium parameters used: $f = 2442$ MHz; $\sigma = 1.934$ S/m; $\epsilon_r = 53.267$; $\rho = 1000$ kg/m³

Phantom section: Center Section

DASY5 Configuration:

- Probe: EX3DV4 - SN7329; ConvF(7.37, 7.37, 7.37); Calibrated: 2017/3/13;
- Sensor-Surface: 1.4mm (Mechanical Surface Detection)
- Electronics: DAE4 Sn772;Calibrated: 2017/10/9
- Phantom: Triple Flat Phantom 5.1C; Type: QD 000 P51 CA; Serial: 1130
- Measurement SW: DASY52, Version 52.8 (8);

Area Scan (131x81x1): Interpolated grid: dx=1.200 mm, dy=1.200 mm

Maximum value of SAR (interpolated) = 0.205 W/kg

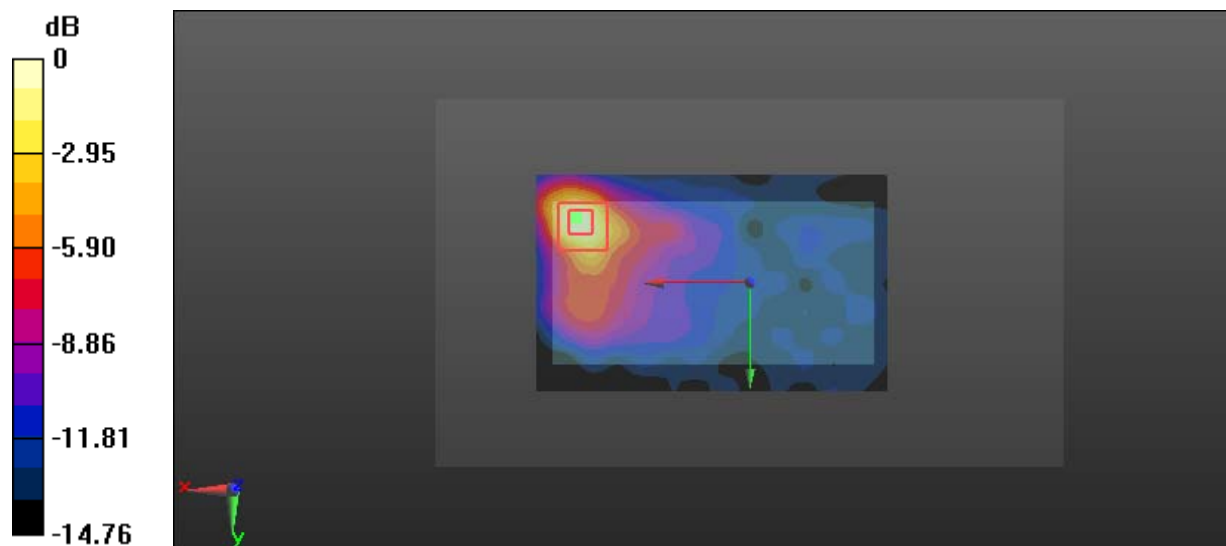
Zoom Scan (5x5x7)/Cube 0: Measurement grid: dx=8mm, dy=8mm, dz=5mm

Reference Value = 2.369 V/m; Power Drift = -0.13 dB

Peak SAR (extrapolated) = 0.262 W/kg

SAR(1 g) = 0.120 W/kg; SAR(10 g) = 0.058 W/kg

Maximum value of SAR (measured) = 0.209 W/kg



0 dB = 0.209 W/kg = -6.80 dBW/kg

Test Plot 70#:WLAN 2.4GHz Mode B_Body Back_High**DUT: Mobile phone; Type: S50G; Serial: 17090100221**

Communication System: IEEE 802.11b WiFi 2.4 GHz; Frequency: 2472 MHz;Duty Cycle: 1:1

Medium parameters used: $f = 2472$ MHz; $\sigma = 1.943$ S/m; $\epsilon_r = 53.184$; $\rho = 1000$ kg/m³

Phantom section: Center Section

DASY5 Configuration:

- Probe: EX3DV4 - SN7329; ConvF(7.37, 7.37, 7.37); Calibrated: 2017/3/13;
- Sensor-Surface: 1.4mm (Mechanical Surface Detection)
- Electronics: DAE4 Sn772;Calibrated: 2017/10/9
- Phantom: Triple Flat Phantom 5.1C; Type: QD 000 P51 CA; Serial: 1130
- Measurement SW: DASY52, Version 52.8 (8);

Area Scan (131x81x1): Interpolated grid: dx=1.200 mm, dy=1.200 mm

Maximum value of SAR (interpolated) = 0.163 W/kg

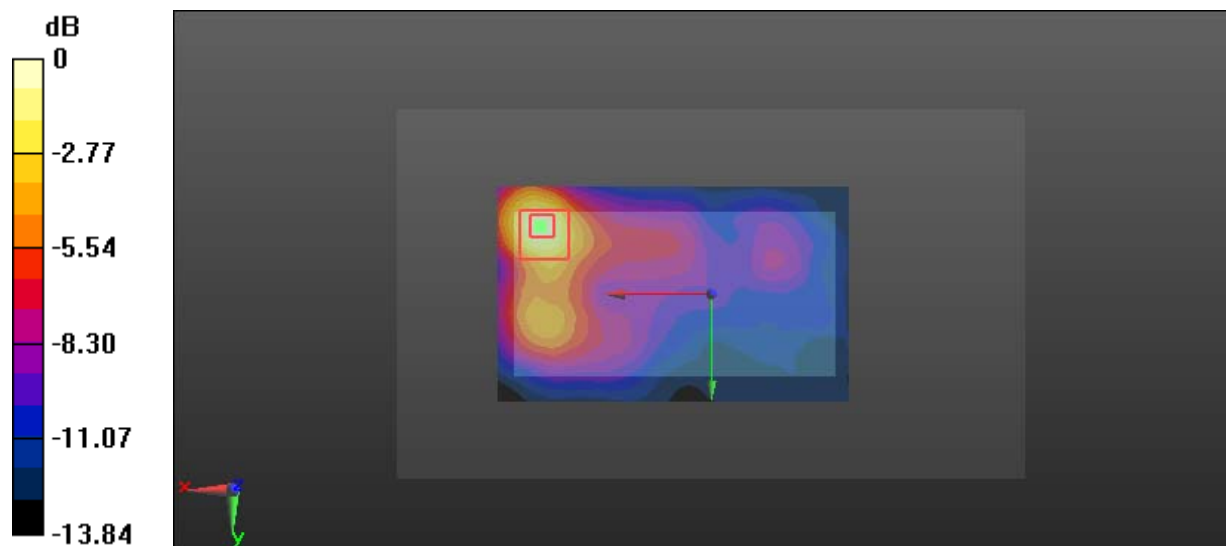
Zoom Scan (5x5x7)/Cube 0: Measurement grid: dx=8mm, dy=8mm, dz=5mm

Reference Value = 2.966 V/m; Power Drift = 0.08 dB

Peak SAR (extrapolated) = 0.203 W/kg

SAR(1 g) = 0.104 W/kg; SAR(10 g) = 0.054 W/kg

Maximum value of SAR (measured) = 0.169 W/kg



0 dB = 0.169 W/kg = -7.72 dBW/kg

Test Plot 71#:WLAN 2.4GHz Mode B_Body Left_Middle**DUT: Mobile phone; Type: S50G; Serial: 17090100221**

Communication System: IEEE 802.11b WiFi 2.4 GHz; Frequency: 2442 MHz;Duty Cycle: 1:1

Medium parameters used: $f = 2442$ MHz; $\sigma = 1.934$ S/m; $\epsilon_r = 53.267$; $\rho = 1000$ kg/m³

Phantom section: Center Section

DASY5 Configuration:

- Probe: EX3DV4 - SN7329; ConvF(7.37, 7.37, 7.37); Calibrated: 2017/3/13;
- Sensor-Surface: 1.4mm (Mechanical Surface Detection)
- Electronics: DAE4 Sn772;Calibrated: 2017/10/9
- Phantom: Triple Flat Phantom 5.1C; Type: QD 000 P51 CA; Serial: 1130
- Measurement SW: DASY52, Version 52.8 (8);

Area Scan (131x51x1): Interpolated grid: dx=1.200 mm, dy=1.200 mm

Maximum value of SAR (interpolated) = 0.129 W/kg

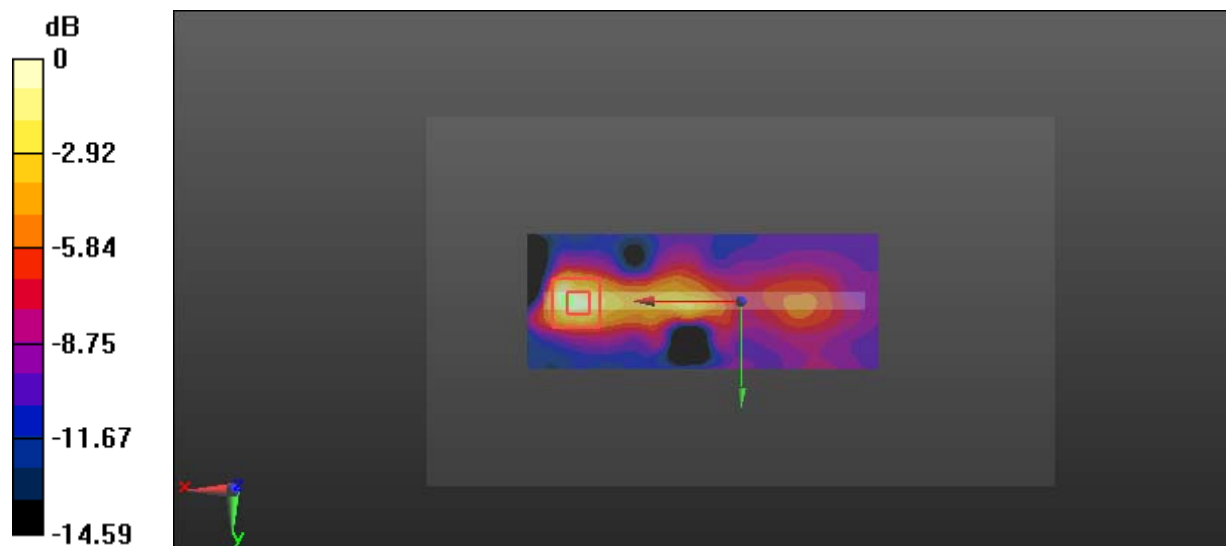
Zoom Scan (5x5x7)/Cube 0: Measurement grid: dx=8mm, dy=8mm, dz=5mm

Reference Value = 2.952 V/m; Power Drift = -0.06 dB

Peak SAR (extrapolated) = 0.153 W/kg

SAR(1 g) = 0.079 W/kg; SAR(10 g) = 0.030 W/kg

Maximum value of SAR (measured) = 0.119 W/kg



0 dB = 0.119 W/kg = -9.24 dBW/kg

Test Plot 72#:WLAN 2.4GHz Mode B_Body Top_Middle**DUT: Mobile phone; Type: S50G; Serial: 17090100221**

Communication System: IEEE 802.11b WiFi 2.4 GHz; Frequency: 2442 MHz;Duty Cycle: 1:1

Medium parameters used: $f = 2442$ MHz; $\sigma = 1.934$ S/m; $\epsilon_r = 53.267$; $\rho = 1000$ kg/m³

Phantom section: Center Section

DASY5 Configuration:

- Probe: EX3DV4 - SN7329; ConvF(7.37, 7.37, 7.37); Calibrated: 2017/3/13;
- Sensor-Surface: 1.4mm (Mechanical Surface Detection)
- Electronics: DAE4 Sn772;Calibrated: 2017/10/9
- Phantom: Triple Flat Phantom 5.1C; Type: QD 000 P51 CA; Serial: 1130
- Measurement SW: DASY52, Version 52.8 (8);

Area Scan (51x71x1): Interpolated grid: dx=1.500 mm, dy=1.500 mm

Maximum value of SAR (interpolated) = 0.0687 W/kg

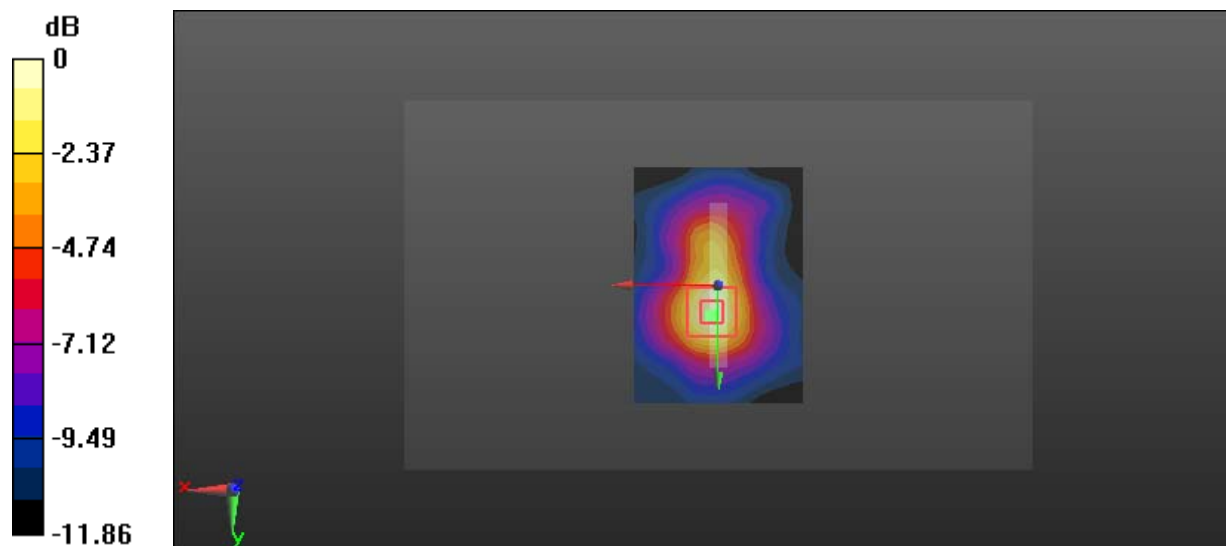
Zoom Scan (5x5x7)/Cube 0: Measurement grid: dx=8mm, dy=8mm, dz=5mm

Reference Value = 4.389 V/m; Power Drift = 0.17 dB

Peak SAR (extrapolated) = 0.0790 W/kg

SAR(1 g) = 0.045 W/kg; SAR(10 g) = 0.027 W/kg

Maximum value of SAR (measured) = 0.0662 W/kg



Test Plot 73#:BT 8-DPSK Mode B_Head Left Cheek_Middle**DUT: Mobile phone; Type: S50G; Serial: 17090100221**

Communication System: 8-DPSK; Frequency: 2441 MHz; Duty Cycle: 1:1.28

Medium parameters used: $f = 2441$ MHz; $\sigma = 1.766$ S/m; $\epsilon_r = 39.452$; $\rho = 1000$ kg/m³

Phantom section: Left Section

DASY5 Configuration:

- Probe: EX3DV4 - SN7329; ConvF(7.61, 7.61, 7.61); Calibrated: 2017/3/13;
- Sensor-Surface: 1.4mm (Mechanical Surface Detection)
- Electronics: DAE4 Sn772; Calibrated: 2017/10/9
- Phantom: Twin SAM; Type: Twin SAM V5.0; Serial: 1412
- Measurement SW: DASY52, Version 52.8 (8);

Area Scan (141x81x1): Interpolated grid: dx=1.200 mm, dy=1.200 mm

Maximum value of SAR (interpolated) = 0.167 W/kg

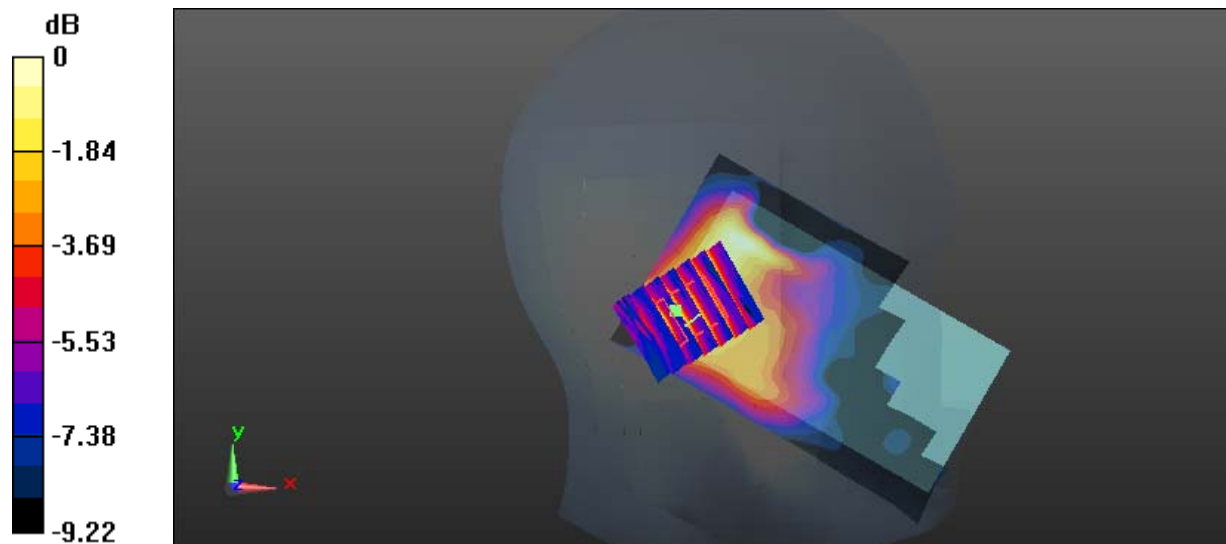
Zoom Scan (7x6x7)/Cube 0: Measurement grid: dx=8mm, dy=8mm, dz=5mm

Reference Value = 6.557 V/m; Power Drift = 0.06 dB

Peak SAR (extrapolated) = 0.162 W/kg

SAR(1 g) = 0.097 W/kg; SAR(10 g) = 0.061 W/kg

Maximum value of SAR (measured) = 0.131 W/kg



0 dB = 0.131 W/kg = -8.83 dBW/kg

Test Plot 74#:BT 8-DPSK Mode B_Head Left Tilt_Middle**DUT: Mobile phone; Type: S50G; Serial: 17090100221**

Communication System: 8-DPSK; Frequency: 2441 MHz; Duty Cycle: 1:1.28

Medium parameters used: $f = 2441$ MHz; $\sigma = 1.766$ S/m; $\epsilon_r = 39.452$; $\rho = 1000$ kg/m³

Phantom section: Left Section

DASY5 Configuration:

- Probe: EX3DV4 - SN7329; ConvF(7.61, 7.61, 7.61); Calibrated: 2017/3/13;
- Sensor-Surface: 1.4mm (Mechanical Surface Detection)
- Electronics: DAE4 Sn772; Calibrated: 2017/10/9
- Phantom: Twin SAM; Type: Twin SAM V5.0; Serial: 1412
- Measurement SW: DASY52, Version 52.8 (8);

Area Scan (141x81x1): Interpolated grid: dx=1.200 mm, dy=1.200 mm

Maximum value of SAR (interpolated) = 0.144 W/kg


Zoom Scan (7x7x7)/Cube 0: Measurement grid: dx=8mm, dy=8mm, dz=5mm

Reference Value = 6.840 V/m; Power Drift = 0.11 dB

Peak SAR (extrapolated) = 0.165 W/kg

SAR(1 g) = 0.100 W/kg; SAR(10 g) = 0.062 W/kg

Maximum value of SAR (measured) = 0.139 W/kg



0 dB = 0.139 W/kg = -8.57 dBW/kg

Test Plot 75#:BT 8-DPSK Mode B_Head Right Cheek_Low**DUT: Mobile phone; Type: S50G; Serial: 17090100221**

Communication System: 8-DPSK; Frequency: 2402 MHz; Duty Cycle: 1:1.28

Medium parameters used: $f = 2402$ MHz; $\sigma = 1.743$ S/m; $\epsilon_r = 39.581$; $\rho = 1000$ kg/m³

Phantom section: Right Section

DASY5 Configuration:

- Probe: EX3DV4 - SN7329; ConvF(7.61, 7.61, 7.61); Calibrated: 2017/3/13;
- Sensor-Surface: 1.4mm (Mechanical Surface Detection)
- Electronics: DAE4 Sn772; Calibrated: 2017/10/9
- Phantom: Twin SAM; Type: Twin SAM V5.0; Serial: 1412
- Measurement SW: DASY52, Version 52.8 (8);

Area Scan (141x81x1): Interpolated grid: dx=1.200 mm, dy=1.200 mm

Maximum value of SAR (interpolated) = 0.194 W/kg


Zoom Scan (5x5x7)/Cube 0: Measurement grid: dx=8mm, dy=8mm, dz=5mm

Reference Value = 3.678 V/m; Power Drift = 0.02 dB

Peak SAR (extrapolated) = 0.217 W/kg

SAR(1 g) = 0.105 W/kg; SAR(10 g) = 0.062 W/kg

Maximum value of SAR (measured) = 0.149 W/kg



0 dB = 0.149 W/kg = -8.27 dBW/kg

Test Plot 76#:BT 8-DPSK Mode B_Head Right Cheek_Middle**DUT: Mobile phone; Type: S50G; Serial: 17090100221**

Communication System: 8-DPSK; Frequency: 2441 MHz; Duty Cycle: 1:1.28

Medium parameters used: $f = 2441$ MHz; $\sigma = 1.766$ S/m; $\epsilon_r = 39.452$; $\rho = 1000$ kg/m³

Phantom section: Right Section

DASY5 Configuration:

- Probe: EX3DV4 - SN7329; ConvF(7.61, 7.61, 7.61); Calibrated: 2017/3/13;
- Sensor-Surface: 1.4mm (Mechanical Surface Detection)
- Electronics: DAE4 Sn772; Calibrated: 2017/10/9
- Phantom: Twin SAM; Type: Twin SAM V5.0; Serial: 1412
- Measurement SW: DASY52, Version 52.8 (8);

Area Scan (141x81x1): Interpolated grid: dx=1.200 mm, dy=1.200 mm

Maximum value of SAR (interpolated) = 0.308 W/kg


Zoom Scan (5x5x7)/Cube 0: Measurement grid: dx=8mm, dy=8mm, dz=5mm

Reference Value = 5.123 V/m; Power Drift = 0.04 dB

Peak SAR (extrapolated) = 0.340 W/kg

SAR(1 g) = 0.166 W/kg; SAR(10 g) = 0.092 W/kg

Maximum value of SAR (measured) = 0.244 W/kg



0 dB = 0.244 W/kg = -6.13 dBW/kg

Test Plot 77#:BT 8-DPSK Mode B_Head Right Cheek_High**DUT: Mobile phone; Type: S50G; Serial: 17090100221**

Communication System: 8-DPSK; Frequency: 2480 MHz; Duty Cycle: 1:1.28

Medium parameters used: $f = 2480$ MHz; $\sigma = 1.798$ S/m; $\epsilon_r = 39.226$; $\rho = 1000$ kg/m³

Phantom section: Right Section

DASY5 Configuration:

- Probe: EX3DV4 - SN7329; ConvF(7.61, 7.61, 7.61); Calibrated: 2017/3/13;
- Sensor-Surface: 1.4mm (Mechanical Surface Detection)
- Electronics: DAE4 Sn772; Calibrated: 2017/10/9
- Phantom: Twin SAM; Type: Twin SAM V5.0; Serial: 1412
- Measurement SW: DASY52, Version 52.8 (8);

Area Scan (141x81x1): Interpolated grid: dx=1.200 mm, dy=1.200 mm

Maximum value of SAR (interpolated) = 0.428 W/kg


Zoom Scan (5x5x7)/Cube 0: Measurement grid: dx=8mm, dy=8mm, dz=5mm

Reference Value = 5.251 V/m; Power Drift = 0.05 dB

Peak SAR (extrapolated) = 0.490 W/kg

SAR(1 g) = 0.231 W/kg; SAR(10 g) = 0.124 W/kg

Maximum value of SAR (measured) = 0.343 W/kg



0 dB = 0.343 W/kg = -4.65 dBW/kg

Test Plot 78#:BT 8-DPSK Mode B_Head Right Tilt_Middle**DUT: Mobile phone; Type: S50G; Serial: 17090100221**

Communication System: 8-DPSK; Frequency: 2441 MHz; Duty Cycle: 1:1.28

Medium parameters used: $f = 2441$ MHz; $\sigma = 1.766$ S/m; $\epsilon_r = 39.452$; $\rho = 1000$ kg/m³

Phantom section: Right Section

DASY5 Configuration:

- Probe: EX3DV4 - SN7329; ConvF(7.61, 7.61, 7.61); Calibrated: 2017/3/13;
- Sensor-Surface: 1.4mm (Mechanical Surface Detection)
- Electronics: DAE4 Sn772; Calibrated: 2017/10/9
- Phantom: Twin SAM; Type: Twin SAM V5.0; Serial: 1412
- Measurement SW: DASY52, Version 52.8 (8);

Area Scan (141x81x1): Interpolated grid: dx=1.200 mm, dy=1.200 mm

Maximum value of SAR (interpolated) = 0.236 W/kg


Zoom Scan (6x6x7)/Cube 0: Measurement grid: dx=8mm, dy=8mm, dz=5mm

Reference Value = 5.582 V/m; Power Drift = 0.08 dB

Peak SAR (extrapolated) = 0.253 W/kg

SAR(1 g) = 0.114 W/kg; SAR(10 g) = 0.066 W/kg

Maximum value of SAR (measured) = 0.173 W/kg



0 dB = 0.173 W/kg = -7.62 dBW/kg

Test Plot 79#:BT 8-DPSK Mode B_Body Back_Low**DUT: Mobile phone; Type: S50G; Serial: 17090100221**

Communication System: 8-DPSK; Frequency: 2402 MHz; Duty Cycle: 1:1.28

Medium parameters used: $f = 2402$ MHz; $\sigma = 1.884$ S/m; $\epsilon_r = 53.646$; $\rho = 1000$ kg/m³

Phantom section: Center Section

DASY5 Configuration:

- Probe: EX3DV4 - SN7329; ConvF(7.37, 7.37, 7.37); Calibrated: 2017/3/13;
- Sensor-Surface: 1.4mm (Mechanical Surface Detection)
- Electronics: DAE4 Sn772; Calibrated: 2017/10/9
- Phantom: Triple Flat Phantom 5.1C; Type: QD 000 P51 CA; Serial: 1130
- Measurement SW: DASY52, Version 52.8 (8);

Area Scan (131x81x1): Interpolated grid: dx=1.200 mm, dy=1.200 mm

Maximum value of SAR (interpolated) = 0.222 W/kg

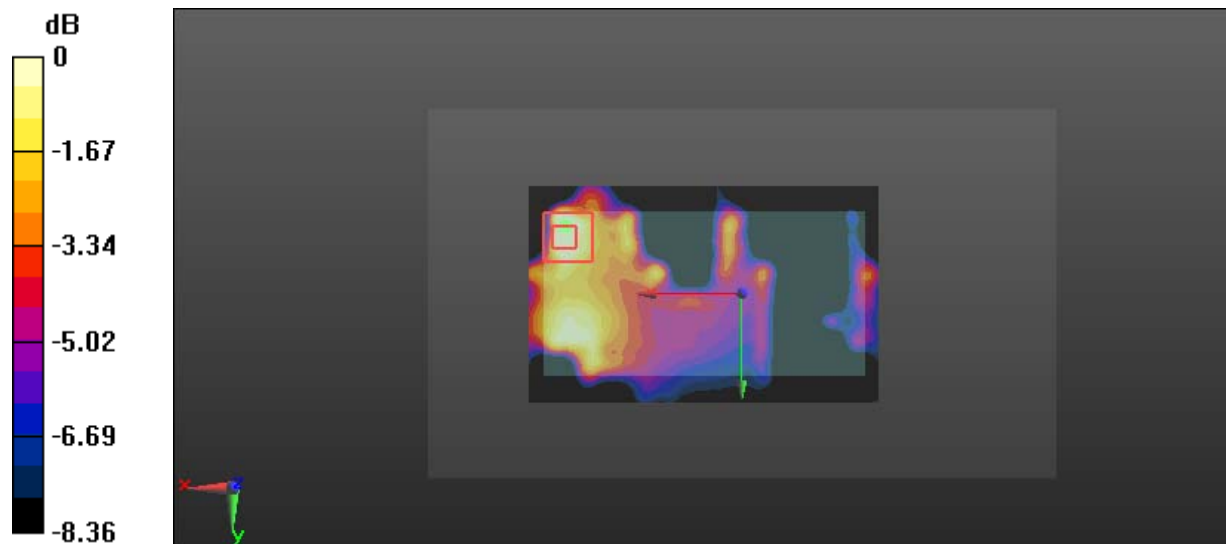
Zoom Scan (5x5x7)/Cube 0: Measurement grid: dx=8mm, dy=8mm, dz=5mm

Reference Value = 4.190 V/m; Power Drift = 0.17 dB

Peak SAR (extrapolated) = 0.163 W/kg

SAR(1 g) = 0.091 W/kg; SAR(10 g) = 0.055 W/kg

Maximum value of SAR (measured) = 0.129 W/kg



0 dB = 0.129 W/kg = -8.89 dBW/kg

Test Plot 80#:BT 8-DPSK Mode B_Body Back_Middle**DUT: Mobile phone; Type: S50G; Serial: 17090100221**

Communication System: 8-DPSK; Frequency: 2441 MHz; Duty Cycle: 1:1.28

Medium parameters used: $f = 2441$ MHz; $\sigma = 1.913$ S/m; $\epsilon_r = 53.236$; $\rho = 1000$ kg/m³

Phantom section: Center Section

DASY5 Configuration:

- Probe: EX3DV4 - SN7329; ConvF(7.37, 7.37, 7.37); Calibrated: 2017/3/13;
- Sensor-Surface: 1.4mm (Mechanical Surface Detection)
- Electronics: DAE4 Sn772; Calibrated: 2017/10/9
- Phantom: Triple Flat Phantom 5.1C; Type: QD 000 P51 CA; Serial: 1130
- Measurement SW: DASY52, Version 52.8 (8);

Area Scan (131x81x1): Interpolated grid: dx=1.200 mm, dy=1.200 mm

Maximum value of SAR (interpolated) = 0.189 W/kg

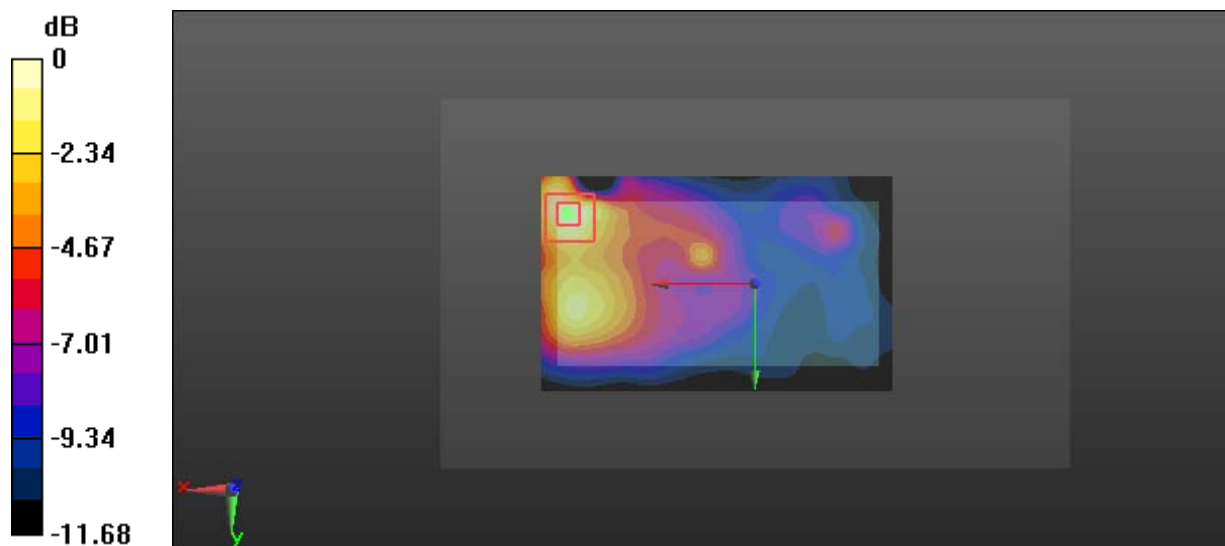
Zoom Scan (5x5x7)/Cube 0: Measurement grid: dx=8mm, dy=8mm, dz=5mm

Reference Value = 3.272 V/m; Power Drift = 0.05 dB

Peak SAR (extrapolated) = 0.201 W/kg

SAR(1 g) = 0.105 W/kg; SAR(10 g) = 0.057 W/kg

Maximum value of SAR (measured) = 0.167 W/kg



0 dB = 0.167 W/kg = -7.77 dBW/kg

Test Plot 81#:BT 8-DPSK Mode B_Body Back_High**DUT: Mobile phone; Type: S50G; Serial: 17090100221**

Communication System: 8-DPSK; Frequency: 2480 MHz; Duty Cycle: 1:1.28

Medium parameters used: $f = 2480$ MHz; $\sigma = 1.956$ S/m; $\epsilon_r = 53.119$; $\rho = 1000$ kg/m³

Phantom section: Center Section

DASY5 Configuration:

- Probe: EX3DV4 - SN7329; ConvF(7.37, 7.37, 7.37); Calibrated: 2017/3/13;
- Sensor-Surface: 1.4mm (Mechanical Surface Detection)
- Electronics: DAE4 Sn772; Calibrated: 2017/10/9
- Phantom: Triple Flat Phantom 5.1C; Type: QD 000 P51 CA; Serial: 1130
- Measurement SW: DASY52, Version 52.8 (8);

Area Scan (131x81x1): Interpolated grid: dx=1.200 mm, dy=1.200 mm

Maximum value of SAR (interpolated) = 0.202 W/kg

Zoom Scan (5x5x7)/Cube 0: Measurement grid: dx=8mm, dy=8mm, dz=5mm

Reference Value = 3.350 V/m; Power Drift = 0.04 dB

Peak SAR (extrapolated) = 0.253 W/kg

SAR(1 g) = 0.134 W/kg; SAR(10 g) = 0.074 W/kg

Maximum value of SAR (measured) = 0.208 W/kg

