

RF TEST REPORT



Report No.: 17070445-FCC-R5

Supersede Report No.: N/A

Applicant	Telecell Mobile (H.K) Ltd.	
Product Name	Mobile Phone	
Model No.	ATRIUM II F55L2	
Serial No.	N/A	
Test Standard	FCC Part 22(H):2015, FCC Part 24(E):2015, FCC Part 27: 2015; ANSI/TIA-603-D: 2010	
Test Date	June 16 to August 09, 2017	
Issue Date	August 10, 2017	
Test Result	<input checked="" type="checkbox"/> Pass <input type="checkbox"/> Fail	
Equipment complied with the specification	<input checked="" type="checkbox"/>	
Equipment did not comply with the specification	<input type="checkbox"/>	
		
Loren Luo Test Engineer	David Huang Checked By	
This test report may be reproduced in full only Test result presented in this test report is applicable to the tested sample only		

Issued by:

SIEMIC (SHENZHEN-CHINA) LABORATORIES

Zone A, Floor 1, Building 2 Wan Ye Long Technology Park

South Side of Zhoushi Road, Bao' an District, Shenzhen, Guangdong China 518108

Phone: +86 0755 2601 4629801 Email: China@siemic.com.cn

Laboratories Introduction

SIEMIC, headquartered in the heart of Silicon Valley, with superior facilities in US and Asia, is one of the leading independent testing and certification facilities providing customers with one-stop shop services for Compliance Testing and Global Certifications.



In addition to testing and certification, SIEMIC provides initial design reviews and compliance management throughout a project. Our extensive experience with China, Asia Pacific, North America, European, and International compliance requirements, assures the fastest, most cost effective way to attain regulatory compliance for the global markets.

Accreditations for Conformity Assessment

Country/Region	Scope
USA	EMC, RF/Wireless, SAR, Telecom
Canada	EMC, RF/Wireless, SAR, Telecom
Taiwan	EMC, RF, Telecom, SAR, Safety
Hong Kong	RF/Wireless, SAR, Telecom
Australia	EMC, RF, Telecom, SAR, Safety
Korea	EMI, EMS, RF, SAR, Telecom, Safety
Japan	EMI, RF/Wireless, SAR, Telecom
Singapore	EMC, RF, SAR, Telecom
Europe	EMC, RF, SAR, Telecom, Safety

Test Report	17070445-FCC-R5
Page	3 of 163

This page has been left blank intentionally.

CONTENTS

1. REPORT REVISION HISTORY	5
2. CUSTOMER INFORMATION.....	5
3. TEST SITE INFORMATION	5
4. EQUIPMENT UNDER TEST (EUT) INFORMATION	6
5. TEST SUMMARY	9
6. MEASUREMENTS, EXAMINATION AND DERIVED RESULTS.....	10
6.1 RF EXPOSURE (SAR)	10
6.2 RF OUTPUT POWER.....	11
6.3 PEAK-AVERAGE RATIO.....	51
6.4 OCCUPIED BANDWIDTH	56
6.5 SPURIOUS EMISSIONS AT ANTENNA TERMINALS	91
6.6 SPURIOUS RADIATED EMISSIONS.....	98
6.7 BAND EDGE	106
6.8 BAND EDGE 27.53(M)	133
6.9 FREQUENCY STABILITY.....	139
ANNEX A. TEST INSTRUMENT.....	144
ANNEX B. EUT AND TEST SETUP PHOTOGRAPHS.....	146
ANNEX C. TEST SETUP AND SUPPORTING EQUIPMENT.....	159
ANNEX C.II. EUT OPERATING CONKITIONS	161
ANNEX D. USER MANUAL / BLOCK DIAGRAM / SCHEMATICS / PARTLIST	162
ANNEX E. DECLARATION OF SIMILARITY	163

1. Report Revision History

Report No.	Report Version	Description	Issue Date
17070445-FCC-R5	NONE	Original	August 10, 2017

2. Customer information

Applicant Name	Telecell Mobile (H.K) Ltd.
Applicant Add	RM 801 Metro Ctr II, 21 Lam Hing Street, Kln Bay, Hong Kong
Manufacturer	Telecell Mobile (H.K) Ltd.
Manufacturer Add	RM 801 Metro Ctr II, 21 Lam Hing Street, Kln Bay, Hong Kong

3. Test site information

Test Lab A:

Lab performing tests	SIEMIC (Shenzhen-China) LABORATORIES
Lab Address	Zone A, Floor 1, Building 2 Wan Ye Long Technology Park South Side of Zhoushi Road, Bao' an District, Shenzhen, Guangdong China 518108
FCC Test Site No.	535293
IC Test Site No.	4842E-1
Test Software	Radiated Emission Program-To Shenzhen v2.0

Test Lab B:

Lab performing tests	SIEMIC (Nanjing-China) Laboratories
Lab Address	2-1 Longcang Avenue Yuhua Economic and Technology Development Park, Nanjing, China
FCC Test Site No.	694825
IC Test Site No.	4842B-1
Test Software	EZ_EMG(ver.lcp-03A1)

Note: We just perform Radiated Spurious Emission above 18GHz in the test Lab. B.

4. Equipment under Test (EUT) Information

Description of EUT:	Mobile Phone
Main Model:	ATRIUM II F55L2
Serial Model:	N/A
Date EUT received:	June 15, 2017
Test Date(s):	June 16 to August 09, 2017
Equipment Category :	PCE
Antenna Gain:	GSM850: -1.31dBi PCS1900: -0.35dBi UMTS-FDD Band V: -1.31dBi UMTS-FDD Band IV: -0.53dBi UMTS-FDD Band II: -0.35dBi LTE Band II: -0.82dBi LTE Band IV: -0.24dBi LTE Band V: -1.31dBi LTE Band VII: 0.62dBi LTE Band XII: -1.68dBi LTE Band XVII: -1.68dBi WIFI: -0.49dBi Bluetooth/BLE:-0.49dBi GPS: -0.94dBi
Antenna Type:	PIFA antenna
Type of Modulation:	GSM / GPRS: GMSK EGPRS: GMSK,8PSK UMTS-FDD: QPSK LTE Band: QPSK, 16QAM 802.11b/g/n: DSSS, OFDM Bluetooth: GFSK, π /4DQPSK, 8DPSK BLE: GFSK GPS:BPSK

	GSM850 TX: 824.2 ~ 848.8 MHz; RX: 869.2 ~ 893.8 MHz
	PCS1900 TX: 1850.2 ~ 1909.8 MHz; RX: 1930.2 ~ 1989.8 MHz
	UMTS-FDD Band V TX: 826.4 ~ 846.6 MHz; RX: 871.4 ~ 891.6 MHz
	UMTS-FDD Band IV TX:1712.4 ~ 1752.6 MHz; RX : 2112.4 ~ 2152.6 MHz
	UMTS-FDD Band II TX:1852.4 ~ 1907.6 MHz; RX: 1932.4 ~ 1987.6 MHz
	LTE Band II TX: 1850.7 ~ 1909.3MHz; RX : 1930.7 ~ 1989.3 MHz
RF Operating Frequency (ies):	LTE Band IV TX: 1710.7 ~ 1754.3 MHz; RX : 2110.7~ 2154.3 MHz
	LTE Band V TX: 824.7~ 848.3 MHz; RX : 869.7 ~ 893.3MHz
	LTE Band VII TX: 2502.5 ~ 2567.5 MHz; RX : 2622.5 ~ 2687.5 MHz
	LTE Band XII TX:699.7 ~ 715.3 MHz; RX : 729.7~ 745.3MHz
	LTE Band XVII TX: 706.5 ~ 713.5 MHz; RX : 736.5 ~ 743.5 MHz
	WIFI: 802.11b/g/n(20M): 2412-2462 MHz
	WIFI: 802.11n(40M): 2422-2452 MHz
	Bluetooth& BLE: 2402-2480 MHz
	GPS: 1575.42 MHz
	LTE Band I: 23.33 dBm
	LTE Band IV: 22.75 dBm
Maximum Conducted	LTE Band V: 23.42 dBm
AV Power to Antenna:	LTE Band VII: 23.26 dBm
	LTE Band XII: 23.26 dBm
	LTE Band XVII: 23.36 dBm
	LTE Band II: 23.36 dBm / EIRP
	LTE Band IV: 22.51 dBm / EIRP
ERP/EIRP:	LTE Band V: 19.82 dBm / EIRP
	LTE Band VII: 23.86 dBm / EIRP
	LTE Band XII: 18.48 dBm / EIRP
	LTE Band XVII: 19.46 dBm / ERP
Port:	USB Port, Earphone Port
	Adapter:
	Model: TPA-46B050100UU
Input Power:	Input: AC100-240V~50/60Hz,0.2A
	Output: DC 5.0V,1000mA
	Battery:
	Spec: 3.8V



Test Report	17070445-FCC-R5
Page	8 of 163

Trade Name : FIGO

GPRS/ EGPRS Multi-slot class 8/10/12

FCC ID: 2ADX3F55L2

5. Test Summary

The product was tested in accordance with the following specifications.

All testing has been performed according to below product classification:

FCC Rules	Description of Test	Result
§ 1.1307; § 2.1093	RF Exposure (SAR)	Compliance
§2.1046; § 22.913(a); § 24.232(c); § 27.50(c.10); § 27.50(d.4)	RF Output Power	Compliance
§ 24.232 (d); § 27.50(d)	Peak-Average Ratio	Compliance
§ 2.1049; § 22.905; § 22.917; § 24.238; § 27.53(a.5)	99% & -26 dB Occupied Bandwidth	Compliance
§ 2.1051; § 22.917(a); § 24.238(a); § 27.53(h)	Spurious Emissions at Antenna Terminal	Compliance
§ 2.1053; § 22.917(a); § 24.238(a); § 27.53(h)	Field Strength of Spurious Radiation	Compliance
§ 22.917(a); § 24.238(a);	Out of band emission, Band Edge	Compliance
§ 27.53(m)	Band Edge 27.53(m)	Compliance
§ 2.1055; § 22.355; § 24.235; § 27.5(h); § 27.54	Frequency stability vs. temperature Frequency stability vs. voltage	Compliance

Note: Testing was performed by configuring EUT to maximum output power status, the declared output power class for different

Measurement Uncertainty

Emissions		
Test Item	Description	Uncertainty
Band Edge and Radiated Spurious Emissions	Confidence level of approximately 95% (in the case where distributions are normal), with a coverage factor of 2 (for EUTs < 0.5m X 0.5m X 0.5m)	+5.6dB/-4.5dB
-	-	-

6. MEASUREMENTS, EXAMINATION AND DERIVED RESULTS

6.1 RF Exposure (SAR)

Test Result: Pass

The EUT is a portable device, thus requires SAR evaluation;

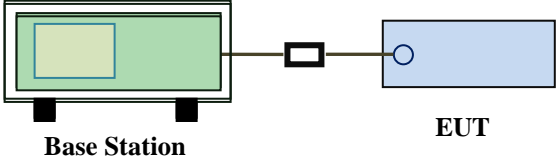
Please refer to RF Exposure Evaluation Report: 17070445-FCC-H.

6.2 RF Output Power

Temperature	25 °C
Relative Humidity	57%
Atmospheric Pressure	1015mbar
Test date :	July 07, 2017
Tested By :	Loren Luo

Requirement(s):

Spec	Item	Requirement	Applicable
§22.913 (a)	a)	ERP:38.45dBm	<input checked="" type="checkbox"/>
§24.232 (c)	b)	EIRP:33dBm	<input checked="" type="checkbox"/>
§27.50 (c)	c)	EIRP: 30dBm	<input checked="" type="checkbox"/>

Test Setup	 <p style="text-align: center;">Base Station EUT</p>
------------	--

Test Procedure	<p>For Conducted Power:</p> <ul style="list-style-type: none"> - The transmitter output port was connected to base station. - Set EUT at maximum power through base station. - Select lowest, middle, and highest channels for each band and different test mode. <p>For ERP/EIRP:</p> <ul style="list-style-type: none"> - The transmitter was placed on a wooden turntable, and it was transmitting into a non-radiating load which was also placed on the turntable. - The measurement antenna was placed at a distance of 3 meters from the EUT. During the tests, the antenna height and polarization as well as EUT azimuth were varied in order to identify the maximum level of emissions from the EUT. The test was performed by placing the EUT on 3-orthogonal axis. - The frequency range up to tenth harmonic of the fundamental frequency was investigated.
----------------	---

	<ul style="list-style-type: none"> - Remove the EUT and replace it with substitution antenna. A signal generator was connected to the substitution antenna by a non-radiating cable. The absolute levels of the spurious emissions were measured by the substitution. - Spurious emissions in dB = 10 log (TX power in Watts/0.001) – the absolute level - Spurious attenuation limit in dB = 43 + 10 Log10 (power out in Watts).
Remark	
Result	<input checked="" type="checkbox"/> Pass <input type="checkbox"/> Fail

Test Data Yes N/A
 Test Plot Yes (See below) N/A

Conducted Power

LTE Band II:

BW (MHz)	Ch	Freq. (MHz)	Mode	UL RB Allocation	UL RB Offset	MPR	Average power (dBm)	Tune up Power tolerant
20MHz	18700	1860.0	QPSK	1	0	0	22.51	21.6±1
				1	49	0	21.59	21.6±1
				1	99	0	21.66	21.6±1
				50	0	1	21.46	21.6±1
				50	24	1	20.57	21.6±1
				50	49	1	22.58	21.6±1
				100	0	1	21.69	21.6±1
			16QAM	1	0	1	21.77	22.1±1
				1	49	1	21.63	22.1±1
				1	99	1	21.85	22.1±1
				50	0	2	22	22.1±1
				50	24	2	21.91	22.1±1
				50	49	2	22.03	22.1±1
				100	0	2	22.16	22.1±1
	18900	1880.0	QPSK	1	0	0	22.16	22.1±1
				1	49	0	22.07	22.1±1
				1	99	0	22.07	22.1±1
				50	0	1	22.09	22.1±1
				50	24	1	22.13	22.1±1
				50	49	1	22.02	22.1±1
				100	0	1	22.13	22.1±1
			16QAM	1	0	1	22.16	22.1±1
				1	49	1	22.11	22.1±1
				1	99	1	22.11	22.1±1
				50	0	2	22.06	22.1±1
				50	24	2	21.99	22.1±1
				50	49	2	22.08	22.1±1
100				0	2	22.18	22.1±1	
19100	1900.0	QPSK	1	0	0	22.26	21.7±1	
			1	49	0	22.28	21.7±1	
			1	99	0	22.21	21.7±1	
			50	0	1	21.23	21.7±1	
			50	24	1	21.26	21.7±1	
			50	49	1	21.16	21.7±1	
			100	0	1	21.33	21.7±1	
		16QAM	1	0	1	22.23	21.7±1	
			1	49	1	22.3	21.7±1	
			1	99	1	22.25	21.7±1	
			50	0	2	21.38	21.7±1	
			50	24	2	21.37	21.7±1	
			50	49	2	21.29	21.7±1	
			100	0	2	21.36	21.7±1	

BW (MHz)	Ch	Freq. (MHz)	Mode	UL RB Allocation	UL RB Offset	MPR	Average power (dBm)	Tune up Power tolerant
15MHz	18675	1857.5	QPSK	1	0	0	21.55	21.6±1
				1	37	0	21.51	21.6±1
				1	74	0	21.65	21.6±1
				36	0	1	21.46	21.6±1
				36	16	1	21.63	21.6±1
				36	35	1	21.47	21.6±1
				75	0	1	21.52	21.6±1
			16QAM	1	0	1	23.26	21.3±1
				1	37	1	23.3	21.3±1
				1	74	1	23.18	21.3±1
				36	0	2	23.17	21.3±1
				36	16	2	23.29	21.3±1
				36	35	2	23.3	21.3±1
				75	0	2	23.31	21.3±1
	18900	1880.0	QPSK	1	0	0	23.26	22.8±1
				1	37	0	23.23	22.8±1
				1	74	0	23.23	22.8±1
				36	0	1	22.36	22.8±1
				36	16	1	22.45	22.8±1
				36	35	1	22.37	22.8±1
				75	0	1	22.14	22.8±1
			16QAM	1	0	1	22.16	21.7±1
				1	37	1	22.16	21.7±1
				1	74	1	22.16	21.7±1
				36	0	2	21.26	21.7±1
				36	16	2	21.24	21.7±1
				36	35	2	21.26	21.7±1
				75	0	2	21.31	21.7±1
	19125	1902.5	QPSK	1	0	0	23.26	22.7±1
				1	37	0	23.3	22.7±1
1				74	0	23.17	22.7±1	
36				0	1	22.13	22.7±1	
36				16	1	22.18	22.7±1	
36				35	1	22.13	22.7±1	
75				0	1	22.19	22.7±1	
16QAM			1	0	1	22.06	21.6±1	
			1	37	1	22.05	21.6±1	
			1	74	1	22.11	21.6±1	
			36	0	2	21.54	21.6±1	
			36	16	2	21.48	21.6±1	
			36	35	2	21.51	21.6±1	
			75	0	2	21.32	21.6±1	

BW (MHz)	Ch	Freq. (MHz)	Mode	UL RB Allocation	UL RB Offset	MPR	Average power (dBm)	Tune up Power tolerant
10MHz	18650	1855	QPSK	1	0	0	22.44	21.6±1
				1	24	0	21.53	21.6±1
				1	49	0	21.36	21.6±1
				25	0	1	21.51	21.6±1
				25	12	1	20.45	21.6±1
				25	24	1	22.59	21.6±1
				50	0	1	21.59	21.6±1
			16QAM	1	0	1	21.66	21.3±1
				1	24	1	21.63	21.3±1
				1	49	1	21.82	21.3±1
				25	0	2	20.42	21.3±1
				25	12	2	21.36	21.3±1
				25	24	2	20.56	21.3±1
				50	0	2	20.41	21.3±1
	18900	1880.0	QPSK	1	0	0	23.15	22.6±1
				1	24	0	23.06	22.6±1
				1	49	0	23.11	22.6±1
				25	0	1	22.12	22.6±1
				25	12	1	22.11	22.6±1
				25	24	1	22.13	22.6±1
				50	0	1	22.03	22.6±1
			16QAM	1	0	1	22.15	21.6±1
				1	24	1	22.26	21.6±1
				1	49	1	22.13	21.6±1
				25	0	2	21.06	21.6±1
				25	12	2	21.08	21.6±1
				25	24	2	21.09	21.6±1
				50	0	2	21.36	21.6±1
	19150	1905	QPSK	1	0	0	22.49	22.3±1
				1	24	0	22.52	22.3±1
1				49	0	22.16	22.3±1	
25				0	1	22.06	22.3±1	
25				12	1	22.01	22.3±1	
25				24	1	22.15	22.3±1	
50				0	1	22.06	22.3±1	
16QAM			1	0	1	22.13	21.5±1	
			1	24	1	22.16	21.5±1	
			1	49	1	22.06	21.5±1	
			25	0	2	21.06	21.5±1	
			25	12	2	21.05	21.5±1	
			25	24	2	21.09	21.5±1	
			50	0	2	21.13	21.5±1	

BW (MHz)	Ch	Freq. (MHz)	Mode	UL RB Allocation	UL RB Offset	MPR	Average power (dBm)	Tune up Power tolerant
5MHz	18625	1852.5	QPSK	1	0	0	22.22	22.2±1
				1	12	0	22.18	22.2±1
				1	24	0	22.19	22.2±1
				12	0	1	22.31	22.2±1
				12	6	1	22.14	22.2±1
				12	11	1	22.24	22.2±1
			25	0	1	22.18	22.2±1	
			16QAM	1	0	1	23.21	23.2±1
				1	12	1	23.25	23.2±1
				1	24	1	23.19	23.2±1
				12	0	2	23.16	23.2±1
				12	6	2	23.23	23.2±1
	12	11		2	23.16	23.2±1		
	25	0	2	23.29	23.2±1			
	18900	1880.0	QPSK	1	0	0	23.21	22.6±1
				1	12	0	23.11	22.6±1
				1	24	0	23.24	22.6±1
				12	0	1	22.11	22.6±1
				12	6	1	22.05	22.6±1
				12	11	1	22.15	22.6±1
			25	0	1	22.14	22.6±1	
			16QAM	1	0	1	22.16	21.8±1
				1	12	1	22.14	21.8±1
				1	24	1	22.14	21.8±1
				12	0	2	21.53	21.8±1
				12	6	2	21.63	21.8±1
	12	11		2	21.46	21.8±1		
	25	0	2	21.32	21.8±1			
	19175	1907.5	QPSK	1	0	0	22.11	21.6±1
				1	12	0	22.19	21.6±1
				1	24	0	22.09	21.6±1
				12	0	1	21.05	21.6±1
				12	6	1	21.04	21.6±1
				12	11	1	20.95	21.6±1
			25	0	1	21.12	21.6±1	
			16QAM	1	0	1	21.23	21.3±1
1				12	1	21.21	21.3±1	
1				24	1	21.14	21.3±1	
12				0	2	21.28	21.3±1	
12				6	2	21.21	21.3±1	
12	11	2		21.31	21.3±1			
25	0	2	21.21	21.3±1				

BW (MHz)	Ch	Freq. (MHz)	Mode	UL RB Allocation	UL RB Offset	MPR	Average power (dBm)	Tune up Power tolerant
3MHz	18625	1852.5	QPSK	1	0	0	22.12	21.6±1
				1	7	0	22.09	21.6±1
				1	14	0	22.2	21.6±1
				8	0	1	21.1	21.6±1
				8	4	1	21.11	21.6±1
				8	7	1	21.06	21.6±1
			15	0	1	21.22	21.6±1	
			16QAM	1	0	1	21.09	21.8±1
				1	7	1	21.15	21.8±1
				1	14	1	21.13	21.8±1
				8	0	2	20.53	21.8±1
				8	4	2	20.56	21.8±1
	8	7		2	20.48	21.8±1		
	15	0	2	23.16	21.8±1			
	18900	1880.0	QPSK	1	0	0	22.16	21.4±1
				1	7	0	20.56	21.4±1
				1	14	0	22.15	21.4±1
				8	0	1	22.12	21.4±1
				8	4	1	22.09	21.4±1
				8	7	1	22.17	21.4±1
			15	0	1	22.1	21.4±1	
			16QAM	1	0	1	21.04	22.2±1
				1	7	1	21.06	22.2±1
				1	14	1	21.11	22.2±1
				8	0	2	21.08	22.2±1
				8	4	2	21.04	22.2±1
	8	7		2	21.13	22.2±1		
	15	0	2	23.33	22.2±1			
	19175	1907.5	QPSK	1	0	0	22.33	22.3±1
				1	7	0	22.41	22.3±1
				1	14	0	22.27	22.3±1
				8	0	1	22.28	22.3±1
				8	4	1	22.28	22.3±1
				8	7	1	22.37	22.3±1
			15	0	1	22.16	22.3±1	
			16QAM	1	0	1	21.14	21.3±1
1				7	1	21.05	21.3±1	
1				14	1	21.08	21.3±1	
8				0	2	21.21	21.3±1	
8				4	2	21.15	21.3±1	
8	7	2		21.16	21.3±1			
15	0	2	20.87	21.3±1				

BW (MHz)	Ch	Freq. (MHz)	Mode	UL RB Allocation	UL RB Offset	MPR	Average power (dBm)	Tune up Power tolerant
1.4MHz	18607	1850.7	QPSK	1	0	0	22.71	22.7±1
				1	2	0	22.66	22.7±1
				1	5	0	22.64	22.7±1
				3	0	0	22.66	22.7±1
				3	1	0	22.64	22.7±1
				3	2	0	22.79	22.7±1
			6	0	1	22.77	22.7±1	
			6	0	2	23.18	23.1±1	
			16QAM	1	0	1	23.11	23.1±1
				1	2	1	23.08	23.1±1
				1	5	1	23.19	23.1±1
				3	0	1	23.02	23.1±1
	3	1		1	23.1	23.1±1		
	3	2		1	23.13	23.1±1		
	18900	1880.0	QPSK	1	0	0	23.11	22.7±1
				1	2	0	23.19	22.7±1
				1	5	0	23.07	22.7±1
				3	0	0	23.15	22.7±1
				3	1	0	23.21	22.7±1
				3	2	0	23.21	22.7±1
			6	0	1	22.12	22.7±1	
			6	0	2	21.32	21.6±1	
			16QAM	1	0	1	22.11	21.6±1
				1	2	1	22.17	21.6±1
				1	5	1	22.04	21.6±1
				3	0	1	21.54	21.6±1
	3	1		1	21.44	21.6±1		
	3	2		1	21.56	21.6±1		
	19193	1909.3	QPSK	1	0	0	23.22	22.7±1
				1	2	0	23.24	22.7±1
				1	5	0	23.23	22.7±1
				3	0	0	23.15	22.7±1
				3	1	0	23.16	22.7±1
				3	2	0	23.16	22.7±1
			6	0	1	22.14	22.7±1	
			6	0	2	21.31	21.6±1	
16QAM			1	0	1	22.15	21.6±1	
			1	2	1	22.13	21.6±1	
			1	5	1	22.08	21.6±1	
			3	0	1	21.43	21.6±1	
	3	1	1	21.48	21.6±1			
	3	2	1	21.4	21.6±1			

LTE Band IV:

BW (MHz)	Ch	Freq. (MHz)	Mode	UL RB Allocation	UL RB Offset	MPR	Average power (dBm)	Tune up Power tolerant
20MHz	20050	1720.0	QPSK	1	0	0	22.74	22±1
				1	49	0	22.75	22±1
				1	99	0	22.71	22±1
				50	0	1	22.16	22±1
				50	24	1	22.19	22±1
				50	49	1	22.13	22±1
				100	0	1	22.14	22±1
			16QAM	1	0	1	21.85	22±1
				1	49	1	21.82	22±1
				1	99	1	21.81	22±1
				50	0	2	22.16	22±1
				50	24	2	22.19	22±1
				50	49	2	22.14	22±1
				100	0	2	22.13	22±1
	20175	1732.5	QPSK	1	0	0	22.15	22.2±1
				1	49	0	22.15	22.2±1
				1	99	0	22.26	22.2±1
				50	0	1	22.18	22.2±1
				50	24	1	22.1	22.2±1
				50	49	1	22.18	22.2±1
				100	0	1	22.17	22.2±1
			16QAM	1	0	1	22.23	22.3±1
				1	49	1	22.18	22.3±1
				1	99	1	22.2	22.3±1
				50	0	2	22.33	22.3±1
				50	24	2	22.25	22.3±1
				50	49	2	22.25	22.3±1
				100	0	2	22.14	22.3±1
	20300	1745.0	QPSK	1	0	0	22.16	21.8±1
				1	49	0	22.19	21.8±1
1				99	0	22.11	21.8±1	
50				0	1	21.45	21.8±1	
50				24	1	21.36	21.8±1	
50				49	1	21.46	21.8±1	
100				0	1	21.42	21.8±1	
16QAM			1	0	1	22.52	21.8±1	
			1	49	1	22.44	21.8±1	
			1	99	1	22.49	21.8±1	
			50	0	2	21.32	21.8±1	
			50	24	2	21.41	21.8±1	
			50	49	2	21.39	21.8±1	
			100	0	2	21.39	21.8±1	

BW (MHz)	Ch	Freq. (MHz)	Mode	UL RB Allocation	UL RB Offset	MPR	Average power (dBm)	Tune up Power tolerant
15MHz	20025	1717.5	QPSK	1	0	0	20.59	21.6±1
				1	37	0	20.54	21.6±1
				1	74	0	20.53	21.6±1
				36	0	1	21.79	21.6±1
				36	16	1	21.65	21.6±1
				36	35	1	21.71	21.6±1
				75	0	1	22.16	21.6±1
			16QAM	1	0	1	21.26	21.9±1
				1	37	1	21.32	21.9±1
				1	74	1	21.24	21.9±1
				36	0	2	21.81	21.9±1
				36	16	2	21.86	21.9±1
				36	35	2	21.83	21.9±1
				75	0	2	22.26	21.9±1
	20175	1732.5	QPSK	1	0	0	22.23	22.2±1
				1	37	0	22.16	22.2±1
				1	74	0	22.21	22.2±1
				36	0	1	22.16	22.2±1
				36	16	1	22.2	22.2±1
				36	35	1	22.2	22.2±1
				75	0	1	22.19	22.2±1
			16QAM	1	0	1	22.21	22.3±1
				1	37	1	22.26	22.3±1
				1	74	1	22.25	22.3±1
				36	0	2	22.14	22.3±1
				36	16	2	22.11	22.3±1
				36	35	2	22.09	22.3±1
				75	0	2	22.19	22.3±1
	20325	1747.5	QPSK	1	0	0	21.53	21.5±1
				1	37	0	21.51	21.5±1
1				74	0	21.61	21.5±1	
36				0	1	21.53	21.5±1	
36				16	1	21.54	21.5±1	
36				35	1	21.45	21.5±1	
75				0	1	21.42	21.5±1	
16QAM			1	0	1	21.39	21.3±1	
			1	37	1	21.3	21.3±1	
			1	74	1	21.32	21.3±1	
			36	0	2	21.24	21.3±1	
			36	16	2	21.15	21.3±1	
			36	35	2	21.34	21.3±1	
			75	0	2	21.52	21.3±1	

BW (MHz)	Ch	Freq. (MHz)	Mode	UL RB Allocation	UL RB Offset	MPR	Average power (dBm)	Tune up Power tolerant
10MHz	20000	1715.0	QPSK	1	0	0	20.59	21.6±1
				1	24	0	20.55	21.6±1
				1	49	0	20.57	21.6±1
				25	0	1	21.59	21.6±1
				25	12	1	21.62	21.6±1
				25	24	1	21.63	21.6±1
			16QAM	50	0	1	22.23	21.6±1
				1	0	1	20.45	21.9±1
				1	24	1	20.46	21.9±1
				1	49	1	20.52	21.9±1
				25	0	2	21.59	21.9±1
				25	12	2	21.46	21.9±1
	20175	1732.5	QPSK	25	24	2	21.51	21.9±1
				50	0	2	22.06	21.9±1
				1	0	0	22.26	22.3±1
				1	24	0	22.19	22.3±1
				1	49	0	22.18	22.3±1
				25	0	1	22.36	22.3±1
			16QAM	25	12	1	22.3	22.3±1
				25	24	1	22.41	22.3±1
				50	0	1	22.19	22.3±1
				1	0	1	22.43	22.3±1
				1	24	1	22.44	22.3±1
				1	49	1	22.52	22.3±1
	20350	1750.0	QPSK	25	0	2	21.88	22.3±1
				25	12	2	21.8	22.3±1
				25	24	2	21.91	22.3±1
				50	0	2	22.12	22.3±1
				1	0	0	22.16	22.2±1
				1	24	0	22.11	22.2±1
16QAM			1	49	0	22.21	22.2±1	
			25	0	1	22.26	22.2±1	
			25	12	1	22.24	22.2±1	
			25	24	1	22.22	22.2±1	
			50	0	1	22.16	22.2±1	
			1	0	1	22.15	22.2±1	
16QAM	1	24	1	22.08	22.2±1			
	1	49	1	22.24	22.2±1			
	25	0	2	22.16	22.2±1			
	25	12	2	22.07	22.2±1			
	25	24	2	22.06	22.2±1			
	50	0	2	22.14	22.2±1			

BW (MHz)	Ch	Freq. (MHz)	Mode	UL RB Allocation	UL RB Offset	MPR	Average power (dBm)	Tune up Power tolerant
5MHz	20000	1715.0	QPSK	1	0	0	21.16	22±1
				1	12	0	21.26	22±1
				1	24	0	21.29	22±1
				12	0	1	21.36	22±1
				12	6	1	21.39	22±1
				12	11	1	21.34	22±1
			25	0	1	22.65	22±1	
			16QAM	1	0	1	22.12	22±1
				1	12	1	22.12	22±1
				1	24	1	22.13	22±1
				12	0	2	22.63	22±1
				12	6	2	22.65	22±1
	12	11		2	22.64	22±1		
	25	0	2	22.61	22±1			
	20175	1732.5	QPSK	1	0	0	22.16	22.2±1
				1	12	0	22.15	22.2±1
				1	24	0	22.19	22.2±1
				12	0	1	22.16	22.2±1
				12	6	1	22.15	22.2±1
				12	11	1	22.13	22.2±1
			25	0	1	22.16	22.2±1	
			16QAM	1	0	1	22.26	22.3±1
				1	12	1	22.29	22.3±1
				1	24	1	22.41	22.3±1
				12	0	2	22.12	22.3±1
				12	6	2	22.14	22.3±1
	12	11		2	22.19	22.3±1		
	25	0	2	22.09	22.3±1			
	20350	1750.0	QPSK	1	0	0	22.23	22.2±1
				1	12	0	22.29	22.2±1
				1	24	0	22.25	22.2±1
				12	0	1	22.16	22.2±1
				12	6	1	22.24	22.2±1
				12	11	1	22.12	22.2±1
			25	0	1	22.19	22.2±1	
			16QAM	1	0	1	22.21	22.1±1
1				12	1	22.12	22.1±1	
1				24	1	22.16	22.1±1	
12				0	2	21.94	22.1±1	
12				6	2	21.86	22.1±1	
12	11	2		21.86	22.1±1			
25	0	2	22.16	22.1±1				

BW (MHz)	Ch	Freq. (MHz)	Mode	UL RB Allocation	UL RB Offset	MPR	Average power (dBm)	Tune up Power tolerant	
3MHz	19965	1711.5	QPSK	1	0	0	21.36	21.4±1	
				1	7	0	21.28	21.4±1	
				1	14	0	21.3	21.4±1	
				8	0	1	21.4	21.4±1	
				8	4	1	21.41	21.4±1	
				8	7	1	21.38	21.4±1	
			15	0	1	21.36	21.4±1		
			16QAM	1	0	1	21.06	21.3±1	
				1	7	1	21	21.3±1	
				1	14	1	21.08	21.3±1	
				8	0	2	21.31	21.3±1	
				8	4	2	21.37	21.3±1	
				8	7	2	21.4	21.3±1	
				15	0	2	21.36	21.3±1	
				20175	1732.5	QPSK	1	0	0
	1	7					0	21.37	21.9±1
	1	14	0				22.31	21.9±1	
	8	0	1				22.15	21.9±1	
	8	4	1				22.24	21.9±1	
	8	7	1				22.15	21.9±1	
	15	0	1			22.16	21.9±1		
	16QAM	1	0			1	22.06	22.1±1	
		1	7			1	22	22.1±1	
		1	14			1	22.15	22.1±1	
		8	0			2	22.14	22.1±1	
		8	4			2	22.15	22.1±1	
		8	7			2	22.09	22.1±1	
		15	0			2	22.06	22.1±1	
		20385	1753.5			QPSK	1	0	0
				1	7		0	22.12	22.1±1
1	14			0	22.09		22.1±1		
8	0			1	22.06		22.1±1		
8	4			1	22.15		22.1±1		
8	7			1	22.1		22.1±1		
15	0			1	22.11	22.1±1			
16QAM	1			0	1	22.26	22.2±1		
	1			7	1	22.27	22.2±1		
	1			14	1	22.31	22.2±1		
	8			0	2	22.11	22.2±1		
	8			4	2	22.12	22.2±1		
	8			7	2	22.17	22.2±1		
	15			0	2	22.16	22.2±1		

BW (MHz)	Ch	Freq. (MHz)	Mode	UL RB Allocation	UL RB Offset	MPR	Average power (dBm)	Tune up Power tolerant
1.4MHz	19957	1710.7	QPSK	1	0	0	22.51	21.6±1
				1	2	0	21.59	21.6±1
				1	5	0	21.66	21.6±1
				3	0	0	21.46	21.6±1
				3	1	0	20.57	21.6±1
				3	2	0	22.58	21.6±1
			6	0	1	21.69	21.6±1	
			16QAM	1	0	1	21.77	21.9±1
				1	2	1	21.63	21.9±1
				1	5	1	21.75	21.9±1
				3	0	1	21.25	21.9±1
				3	1	1	21.33	21.9±1
	3	2		1	21.33	21.9±1		
	20175	1732.5	QPSK	1	0	0	22.16	22.1±1
				1	2	0	22.07	22.1±1
				1	5	0	22.09	22.1±1
				3	0	0	22.16	22.1±1
				3	1	0	22.21	22.1±1
				3	2	0	22.08	22.1±1
			6	0	1	22.13	22.1±1	
			16QAM	1	0	1	22.1	22.1±1
				1	2	1	22.08	22.1±1
				1	5	1	22.12	22.1±1
				3	0	1	22.25	22.1±1
				3	1	1	22.31	22.1±1
	3	2		1	22.28	22.1±1		
	20393	1754.3	QPSK	1	0	0	22.06	21.7±1
				1	2	0	22.08	21.7±1
				1	5	0	22.1	21.7±1
				3	0	0	22.04	21.7±1
3				1	0	22.07	21.7±1	
3				2	0	22.09	21.7±1	
6			0	1	22.18	21.7±1		
16QAM			1	0	1	21.26	21.3±1	
			1	2	1	21.36	21.3±1	
			1	5	1	21.29	21.3±1	
			3	0	1	21.99	21.3±1	
			3	1	1	22.02	21.3±1	
	3	2	1	22.08	21.3±1			
6	0	2	22.09	21.3±1				

LTE Band V:

BW (MHz)	Ch	Freq. (MHz)	Mode	UL RB Allocation	UL RB Offset	MPR	Average power (dBm)	Tune up Power tolerant
10MHz	20450	829	QPSK	1	0	0	23.33	23±1
				1	12	0	23.34	23±1
				1	24	0	23.22	23±1
				12	0	1	22.19	23±1
				12	6	1	22.21	23±1
				12	11	1	22.13	23±1
			16QAM	25	0	1	22.19	23±1
				1	0	1	22.11	22±1
				1	12	1	22.14	22±1
				1	24	1	22.13	22±1
				12	0	2	22.21	22±1
				12	6	2	22.13	22±1
	20525	836.5	QPSK	12	11	2	22.16	22±1
				25	0	2	21.16	22±1
				1	0	0	23.14	22.7±1
				1	12	0	23.1	22.7±1
				1	24	0	23.17	22.7±1
				12	0	1	22.15	22.7±1
			16QAM	12	6	1	22.15	22.7±1
				12	11	1	22.21	22.7±1
				25	0	1	22.11	22.7±1
				1	0	1	22.12	21.5±1
				1	12	1	22.12	21.5±1
				1	24	1	22.07	21.5±1
	20600	844	QPSK	12	0	2	21.19	21.5±1
				12	6	2	21.28	21.5±1
				12	11	2	21.18	21.5±1
				25	0	2	21.06	21.5±1
				1	0	0	23.11	22.6±1
				1	12	0	23.07	22.6±1
16QAM			1	24	0	23.19	22.6±1	
			12	0	1	22.16	22.6±1	
			12	6	1	22.08	22.6±1	
			12	11	1	22.11	22.6±1	
			25	0	1	22.12	22.6±1	
			1	0	1	22.14	21.7±1	
16QAM	1	12	1	22.09	21.7±1			
	1	24	1	22.15	21.7±1			
	12	0	2	21.2	21.7±1			
	12	6	2	21.26	21.7±1			
	12	11	2	21.23	21.7±1			
	25	0	2	21.14	21.7±1			

BW (MHz)	Ch	Freq. (MHz)	Mode	UL RB Allocation	UL RB Offset	MPR	Average power (dBm)	Tune up Power tolerant
5MHz	20425	826.5	QPSK	1	0	0	23.42	23±1
				1	24	0	23.41	23±1
				1	49	0	23.32	23±1
				25	0	1	22.26	23±1
				25	12	1	22.36	23±1
				25	24	1	22.16	23±1
			16QAM	50	0	1	22.16	23±1
				1	0	1	22.16	22±1
				1	24	1	22.15	22±1
				1	49	1	22.18	22±1
				25	0	2	22.22	22±1
				25	12	2	22.21	22±1
	20525	836.5	QPSK	25	24	2	22.16	22±1
				50	0	2	21.19	22±1
				1	0	0	23.22	22.7±1
				1	24	0	23.23	22.7±1
				1	49	0	23.15	22.7±1
				25	0	1	22.16	22.7±1
			16QAM	25	12	1	22.17	22.7±1
				25	24	1	22.18	22.7±1
				50	0	1	22.14	22.7±1
				1	0	1	22.13	21.8±1
				1	24	1	22.18	21.8±1
				1	49	1	22.1	21.8±1
	20625	846.5	QPSK	25	0	2	21.15	21.8±1
				25	12	2	21.16	21.8±1
				25	24	2	21.11	21.8±1
				50	0	2	21.39	21.8±1
				1	0	0	23.15	22.6±1
				1	24	0	23.19	22.6±1
16QAM			1	49	0	23.21	22.6±1	
			25	0	1	22.14	22.6±1	
			25	12	1	22.18	22.6±1	
			25	24	1	22.06	22.6±1	
			50	0	1	22.01	22.6±1	
			1	0	1	22.11	21.7±1	
16QAM	1	24	1	22.2	21.7±1			
	1	49	1	22.15	21.7±1			
	25	0	2	20.84	21.7±1			
	25	12	2	20.84	21.7±1			
	25	24	2	20.86	21.7±1			
	50	0	2	21.11	21.7±1			

BW (MHz)	Ch	Freq. (MHz)	Mode	UL RB Allocation	UL RB Offset	MPR	Average power (dBm)	Tune up Power tolerant
3MHz	20415	825.5	QPSK	1	0	0	23.12	22.6±1
				1	7	0	23.19	22.6±1
				1	14	0	23.11	22.6±1
				8	0	1	22.12	22.6±1
				8	4	1	22.19	22.6±1
				8	7	1	22.02	22.6±1
			15	0	1	22.16	22.6±1	
			16QAM	1	0	1	22.15	21.8±1
				1	7	1	22.18	21.8±1
				1	14	1	22.07	21.8±1
				8	0	2	21.34	21.8±1
				8	4	2	21.31	21.8±1
	8	7		2	21.43	21.8±1		
	15	0	2	21.39	21.8±1			
	20525	836.5	QPSK	1	0	0	23.16	22.3±1
				1	7	0	21.31	22.3±1
				1	14	0	23.23	22.3±1
				8	0	1	23.02	22.3±1
				8	4	1	22.95	22.3±1
				8	7	1	22.97	22.3±1
			15	0	1	22.16	22.3±1	
			16QAM	1	0	1	22.13	21.7±1
				1	7	1	22.19	21.7±1
				1	14	1	22.08	21.7±1
				8	0	2	21.36	21.7±1
				8	4	2	21.31	21.7±1
	8	7		2	21.41	21.7±1		
	15	0	2	21.34	21.7±1			
	20635	847.5	QPSK	1	0	0	23.16	22.7±1
				1	7	0	23.23	22.7±1
				1	14	0	23.14	22.7±1
				8	0	1	22.13	22.7±1
				8	4	1	22.21	22.7±1
				8	7	1	22.07	22.7±1
			15	0	1	22.14	22.7±1	
			16QAM	1	0	1	22.16	21.7±1
1				7	1	22.15	21.7±1	
1				14	1	22.22	21.7±1	
8				0	2	21.33	21.7±1	
8				4	2	21.35	21.7±1	
8	7	2		21.26	21.7±1			
15	0	2	21.36	21.7±1				

BW (MHz)	Ch	Freq. (MHz)	Mode	UL RB Allocation	UL RB Offset	MPR	Average power (dBm)	Tune up Power tolerant
1.4MHz	20407	824.7	QPSK	1	0	0	22.51	21.6±1
				1	2	0	21.59	21.6±1
				1	5	0	21.66	21.6±1
				3	0	0	21.46	21.6±1
				3	1	0	20.57	21.6±1
				3	2	0	22.58	21.6±1
			16QAM	6	0	1	21.69	21.6±1
				1	0	1	21.77	21.5±1
				1	2	1	21.63	21.5±1
				1	5	1	21.69	21.5±1
				3	0	1	21.19	21.5±1
				3	1	1	21.17	21.5±1
	20525	836.5	QPSK	3	2	1	21.15	21.5±1
				6	0	2	21.13	21.5±1
				1	0	0	23.26	22.8±1
				1	2	0	23.32	22.8±1
				1	5	0	23.32	22.8±1
				3	0	0	23.16	22.8±1
			16QAM	3	1	0	23.08	22.8±1
				3	2	0	23.21	22.8±1
				6	0	1	22.26	22.8±1
				1	0	1	22.13	21.7±1
				1	2	1	22.07	21.7±1
				1	5	1	22.22	21.7±1
	20643	848.3	QPSK	3	0	1	21.32	21.7±1
				3	1	1	21.4	21.7±1
				3	2	1	21.35	21.7±1
				6	0	2	21.36	21.7±1
				1	0	0	22.42	22.3±1
				1	2	0	22.39	22.3±1
16QAM			1	5	0	22.33	22.3±1	
			3	0	0	22.36	22.3±1	
			3	1	0	22.33	22.3±1	
			3	2	0	22.43	22.3±1	
			6	0	1	22.12	22.3±1	
			1	0	1	21.35	21.5±1	
16QAM	1	2	1	21.25	21.5±1			
	1	5	1	21.26	21.5±1			
	3	0	1	21.5	21.5±1			
	3	1	1	21.55	21.5±1			
	3	2	1	21.45	21.5±1			
	6	0	2	21.41	21.5±1			

LTE Band VII:

BW (MHz)	Ch	Freq. (MHz)	Mode	UL RB Allocation	UL RB Offset	MPR	Average power (dBm)	Tune up Power tolerant
20MHz	20850	2510	QPSK	1	0	0	22.39	22±1
				1	49	0	22.35	22±1
				1	99	0	22.34	22±1
				50	0	1	22.12	22±1
				50	24	1	22.13	22±1
				50	49	1	22.11	22±1
			16QAM	100	0	1	22.06	22±1
				1	0	1	22.13	22±1
				1	49	1	22.15	22±1
				1	99	1	22.11	22±1
				50	0	2	22.16	22±1
				50	24	2	22.15	22±1
	21100	2535	QPSK	50	49	2	22.23	22±1
				100	0	2	22.15	22±1
				1	0	0	23.09	22.5±1
				1	49	0	23.14	22.5±1
				1	99	0	23.15	22.5±1
				50	0	1	22.02	22.5±1
			16QAM	50	24	1	22.09	22.5±1
				50	49	1	22.09	22.5±1
				100	0	1	22.06	22.5±1
				1	0	1	22.16	21.7±1
				1	49	1	22.14	21.7±1
				1	99	1	22.13	21.7±1
	21350	2560	QPSK	50	0	2	21.46	21.7±1
				50	24	2	21.52	21.7±1
				50	49	2	21.4	21.7±1
				100	0	2	21.34	21.7±1
				1	0	0	23.16	22.7±1
				1	49	0	23.06	22.7±1
16QAM			1	99	0	23.08	22.7±1	
			50	0	1	23.14	22.7±1	
			50	24	1	23.04	22.7±1	
			50	49	1	23.05	22.7±1	
			100	0	1	22.16	22.7±1	
			1	0	1	22.02	21.7±1	
16QAM	1	49	1	21.99	21.7±1			
	1	99	1	22.12	21.7±1			
	50	0	2	21.35	21.7±1			
	50	24	2	21.33	21.7±1			
	50	49	2	21.36	21.7±1			
	100	0	2	21.36	21.7±1			

BW (MHz)	Ch	Freq. (MHz)	Mode	UL RB Allocation	UL RB Offset	MPR	Average power (dBm)	Tune up Power tolerant
15MHz	20825	1717.5	QPSK	1	0	0	22.43	22±1
				1	37	0	22.42	22±1
				1	74	0	22.46	22±1
				36	0	1	21.74	22±1
				36	16	1	21.76	22±1
				36	35	1	21.71	22±1
			75	0	1	22.42	22±1	
			16QAM	1	0	1	21.39	22±1
				1	37	1	21.36	22±1
				1	74	1	21.38	22±1
				36	0	2	22.83	22±1
				36	16	2	22.81	22±1
	36	35		2	22.83	22±1		
	75	0	2	21.39	22±1			
	21100	1732.5	QPSK	1	0	0	22.33	22.6±1
				1	37	0	22.98	22±1
				1	74	0	23.08	22±1
				36	0	1	22.11	22±1
				36	16	1	22.08	22±1
				36	35	1	22.19	22±1
			75	0	1	22.16	22±1	
			16QAM	1	0	1	22.05	21.7±1
				1	37	1	22.05	21.7±1
				1	74	1	21.97	21.7±1
				36	0	2	21.41	21.7±1
				36	16	2	21.41	21.7±1
	36	35		2	21.41	21.7±1		
	75	0	2	21.34	21.7±1			
	21375	1747.5	QPSK	1	0	0	23.15	22.7±1
				1	37	0	23.13	22.7±1
				1	74	0	23.07	22.7±1
				36	0	1	22.16	22.7±1
				36	16	1	22.09	22.7±1
				36	35	1	22.26	22.7±1
			75	0	1	22.19	22.7±1	
			16QAM	1	0	1	22.15	21.7±1
1				37	1	22.05	21.7±1	
1				74	1	22.16	21.7±1	
36				0	2	21.66	21.7±1	
36				16	2	21.69	21.7±1	
36	35	2		21.76	21.7±1			
75	0	2	21.38	21.7±1				

BW (MHz)	Ch	Freq. (MHz)	Mode	UL RB Allocation	UL RB Offset	MPR	Average power (dBm)	Tune up Power tolerant
10MHz	20800	2502	QPSK	1	0	0	21.79	22±1
				1	24	0	21.76	22±1
				1	49	0	21.75	22±1
				25	0	1	21.62	22±1
				25	12	1	21.63	22±1
				25	24	1	21.66	22±1
			50	0	1	22.19	22±1	
			16QAM	1	0	1	20.83	21.6±1
				1	24	1	20.81	21.6±1
				1	49	1	20.75	21.6±1
				25	0	2	21.59	21.6±1
				25	12	2	21.56	21.6±1
	25	24		2	21.49	21.6±1		
	50	0	2	21.19	21.6±1			
	21100	2535	QPSK	1	0	0	23.16	22.3±1
				1	24	0	23.11	22.3±1
				1	49	0	23.26	22.3±1
				25	0	1	21.42	22.3±1
				25	12	1	21.43	22.3±1
				25	24	1	21.38	22.3±1
			50	0	1	21.39	22.3±1	
			16QAM	1	0	1	21.42	21.3±1
				1	24	1	21.38	21.3±1
				1	49	1	21.39	21.3±1
				25	0	2	21.65	21.3±1
				25	12	2	21.67	21.3±1
	25	24		2	21.74	21.3±1		
	50	0	2	21.35	21.3±1			
	21400	2565	QPSK	1	0	0	23.16	22.6±1
				1	24	0	23.22	22.6±1
1				49	0	23.18	22.6±1	
25				0	1	22.15	22.6±1	
25				12	1	22.21	22.6±1	
25				24	1	22.1	22.6±1	
50			0	1	22.01	22.6±1		
16QAM			1	0	1	22.16	21.6±1	
			1	24	1	22.06	21.6±1	
			1	49	1	22.1	21.6±1	
			25	0	2	21.22	21.6±1	
			25	12	2	21.23	21.6±1	
	25	24	2	21.2	21.6±1			
50	0	2	21.02	21.6±1				

BW (MHz)	Ch	Freq. (MHz)	Mode	UL RB Allocation	UL RB Offset	MPR	Average power (dBm)	Tune up Power tolerant
5MHz	19975	1712.5	QPSK	1	0	0	22.42	22±1
				1	12	0	22.39	22±1
				1	24	0	22.41	22±1
				12	0	1	21.56	22±1
				12	6	1	21.52	22±1
				12	11	1	21.53	22±1
			25	0	1	21.71	22±1	
			16QAM	1	0	1	21.47	22±1
				1	12	1	21.46	22±1
				1	24	1	21.45	22±1
				12	0	2	22.53	22±1
				12	6	2	22.52	22±1
	12	11		2	22.54	22±1		
	25	0	2	20.92	22±1			
	20175	1732.5	QPSK	1	0	0	23.06	22.3±1
				1	12	0	23.05	22.3±1
				1	24	0	23.01	22.3±1
				12	0	1	22.05	22.3±1
				12	6	1	22.01	22.3±1
				12	11	1	22.09	22.3±1
			25	0	1	21.39	22.3±1	
			16QAM	1	0	1	22.18	21.3±1
				1	12	1	22.18	21.3±1
				1	24	1	22.23	21.3±1
				12	0	2	20.13	21.3±1
				12	6	2	20.1	21.3±1
	12	11		2	20.11	21.3±1		
	25	0	2	20.41	21.3±1			
	20375	1752.5	QPSK	1	0	0	23.16	22.6±1
				1	12	0	23.07	22.6±1
1				24	0	23.12	22.6±1	
12				0	1	22.04	22.6±1	
12				6	1	22.01	22.6±1	
12				11	1	22	22.6±1	
25			0	1	22.06	22.6±1		
16QAM			1	0	1	22.01	21.7±1	
			1	12	1	21.99	21.7±1	
			1	24	1	21.92	21.7±1	
			12	0	2	21.5	21.7±1	
			12	6	2	21.59	21.7±1	
	12	11	2	21.54	21.7±1			
25	0	2	21.36	21.7±1				

LTE Band XII:

BW (MHz)	Ch	Freq. (MHz)	Mode	UL RB Allocation	UL RB Offset	MPR	Average power (dBm)	Tune up Power tolerant
10MHz	23060	704	QPSK	1	0	0	22.19	22±1
				1	24	0	22.15	22±1
				1	49	0	22.16	22±1
				25	0	1	22.14	22±1
				25	12	1	22.22	22±1
				25	24	1	22.14	22±1
			16QAM	50	0	1	22.23	22±1
				1	0	1	22.04	22.1±1
				1	24	1	22.06	22.1±1
				1	49	1	22.05	22.1±1
				25	0	2	22.16	22.1±1
				25	12	2	22.15	22.1±1
	23095	707.5	QPSK	25	24	2	22.13	22.1±1
				50	0	2	22.16	22.1±1
				1	0	0	22.11	22.1±1
				1	24	0	22.08	22.1±1
				1	49	0	22.11	22.1±1
				25	0	1	22.06	22.1±1
			16QAM	25	12	1	22.12	22.1±1
				25	24	1	22	22.1±1
				50	0	1	22.11	22.1±1
				1	0	1	22.06	22.1±1
				1	24	1	21.97	22.1±1
				1	49	1	22.04	22.1±1
	23130	711	QPSK	25	0	2	21.81	22.1±1
				25	12	2	21.81	22.1±1
				25	24	2	21.74	22.1±1
				50	0	2	22.06	22.1±1
				1	0	0	22.1	22.1±1
				1	24	0	22.09	22.1±1
16QAM			1	49	0	22.14	22.1±1	
			25	0	1	22.06	22.1±1	
			25	12	1	21.99	22.1±1	
			25	24	1	22.14	22.1±1	
			50	0	1	22.11	22.1±1	
			1	0	1	22.13	22.1±1	
16QAM	1	24	1	22.1	22.1±1			
	1	49	1	22.1	22.1±1			
	25	0	2	21.91	22.1±1			
	25	12	2	21.81	22.1±1			
	25	24	2	21.84	22.1±1			
	50	0	2	22.06	22.1±1			

BW (MHz)	Ch	Freq. (MHz)	Mode	UL RB Allocation	UL RB Offset	MPR	Average power (dBm)	Tune up Power tolerant
5MHz	23035	701.5	QPSK	1	0	0	22.29	22±1
				1	12	0	22.25	22±1
				1	24	0	22.26	22±1
				12	0	1	22.16	22±1
				12	6	1	22.18	22±1
				12	11	1	22.17	22±1
			25	0	1	22.23	22±1	
			16QAM	1	0	1	22.29	22±1
				1	12	1	22.21	22±1
				1	24	1	22.16	22±1
				12	0	2	22.16	22±1
				12	6	2	22.18	22±1
	12	11		2	22.16	22±1		
	25	0	2	22.14	22±1			
	23095	707.5	QPSK	1	0	0	22.15	22.1±1
				1	12	0	22.21	22.1±1
				1	24	0	22.2	22.1±1
				12	0	1	22.16	22.1±1
				12	6	1	22.13	22.1±1
				12	11	1	22.16	22.1±1
			25	0	1	22.17	22.1±1	
			16QAM	1	0	1	22.06	21.9±1
				1	12	1	22.01	21.9±1
				1	24	1	22.13	21.9±1
				12	0	2	22.37	21.9±1
				12	6	2	22.29	21.9±1
	12	11		2	22.31	21.9±1		
	25	0	2	22.08	21.9±1			
	23155	713.5	QPSK	1	0	0	22.13	22.1±1
				1	12	0	22.17	22.1±1
				1	24	0	22.21	22.1±1
				12	0	1	22.06	22.1±1
				12	6	1	22.02	22.1±1
				12	11	1	22.09	22.1±1
			25	0	1	22.19	22.1±1	
			16QAM	1	0	1	22.05	22.1±1
1				12	1	22.04	22.1±1	
1				24	1	22.14	22.1±1	
12				0	2	21.9	22.1±1	
12				6	2	21.98	22.1±1	
12	11	2		21.88	22.1±1			
25	0	2	22.1	22.1±1				

BW (MHz)	Ch	Freq. (MHz)	Mode	UL RB Allocation	UL RB Offset	MPR	Average power (dBm)	Tune up Power tolerant	
3MHz	23025	700.5	QPSK	1	0	0	22.06	22.1±1	
				1	7	0	21.97	22.1±1	
				1	14	0	22.04	22.1±1	
				8	0	1	22.03	22.1±1	
				8	4	1	22.04	22.1±1	
				8	7	1	21.94	22.1±1	
			15	0	1	22.04	22.1±1		
			16QAM	1	0	1	22.05	22±1	
				1	7	1	22.04	22±1	
				1	14	1	22.07	22±1	
				8	0	2	22.01	22±1	
				8	4	2	21.98	22±1	
				8	7	2	21.92	22±1	
				15	0	2	22.12	22±1	
				23095	707.5	QPSK	1	0	0
	1	7					0	21.98	22.1±1
	1	14	0				22.19	22.1±1	
	8	0	1				22.12	22.1±1	
	8	4	1				22.16	22.1±1	
	8	7	1				22.05	22.1±1	
	15	0	1			22.03	22.1±1		
	16QAM	1	0			1	22.13	22.1±1	
		1	7			1	22.09	22.1±1	
		1	14			1	22.14	22.1±1	
		8	0			2	22.02	22.1±1	
		8	4			2	22.03	22.1±1	
		8	7			2	22.07	22.1±1	
		15	0			2	22.13	22.1±1	
		23025	714.5			QPSK	1	0	0
				1	7		0	21.29	21.7±1
1	14			0	21.41		21.7±1		
8	0			1	22.03		21.7±1		
8	4			1	21.98		21.7±1		
8	7			1	22.12		21.7±1		
15	0			1	22.03	21.7±1			
16QAM	1			0	1	22.12	22.1±1		
	1			7	1	22.13	22.1±1		
	1			14	1	22.22	22.1±1		
	8			0	2	22.13	22.1±1		
	8			4	2	22.13	22.1±1		
	8			7	2	22.08	22.1±1		
	15			0	2	22.05	22.1±1		

BW (MHz)	Ch	Freq. (MHz)	Mode	UL RB Allocation	UL RB Offset	MPR	Average power (dBm)	Tune up Power tolerant
1.4MHz	23017	699.7	QPSK	1	0	0	22.39	22±1
				1	2	0	22.35	22±1
				1	5	0	22.38	22±1
				3	0	0	22.15	22±1
				3	1	0	22.18	22±1
				3	2	0	22.17	22±1
			16QAM	6	0	1	22.21	22±1
				1	0	1	22.06	22±1
				1	2	1	22.05	22±1
				1	5	1	22.03	22±1
				3	0	1	22.16	22±1
				3	1	1	22.22	22±1
	23095	707.5	QPSK	3	2	1	22.23	22±1
				6	0	2	22.11	22±1
				1	0	0	22.12	22.1±1
				1	2	0	22.13	22.1±1
				1	5	0	22.16	22.1±1
				3	0	0	22.12	22.1±1
			16QAM	3	1	0	22.21	22.1±1
				3	2	0	22.13	22.1±1
				6	0	1	22.04	22.1±1
				1	0	1	22.06	22.1±1
				1	2	1	22.16	22.1±1
				1	5	1	22.07	22.1±1
	23173	715.3	QPSK	3	0	1	21.89	22.1±1
				3	1	1	21.87	22.1±1
				3	2	1	21.81	22.1±1
				6	0	2	22.12	22.1±1
				1	0	0	21.23	21.7±1
				1	2	0	21.2	21.7±1
16QAM			1	5	0	21.3	21.7±1	
			3	0	0	22.13	21.7±1	
			3	1	0	22.04	21.7±1	
			3	2	0	22.06	21.7±1	
			6	0	1	22.03	21.7±1	
			1	0	1	21.36	21.3±1	
16QAM	1	2	1	21.45	21.3±1			
	1	5	1	21.45	21.3±1			
	3	0	1	21.38	21.3±1			
	3	1	1	21.32	21.3±1			
	3	2	1	21.46	21.3±1			
	6	0	2	21.32	21.3±1			

LTE Band XVII:

BW (MHz)	Ch	Freq. (MHz)	Mode	UL RB Allocation	UL RB Offset	MPR	Average power (dBm)	Tune up Power tolerant
10MHz	23780	709.0	QPSK	1	0	0	23.16	23±1
				1	12	0	23.15	23±1
				1	24	0	23.19	23±1
				12	0	1	22.16	23±1
				12	6	1	22.18	23±1
				12	11	1	22.17	23±1
			16QAM	25	0	1	22.16	23±1
				1	0	1	22.16	22±1
				1	12	1	22.14	22±1
				1	24	1	22.12	22±1
				12	0	2	22.21	22±1
				12	6	2	22.15	22±1
	23790	701.0	QPSK	12	11	2	22.21	22±1
				25	0	2	21.12	22±1
				1	0	0	23.16	22.6±1
				1	12	0	23.21	22.6±1
				1	24	0	23.09	22.6±1
				12	0	1	22.06	22.6±1
			16QAM	12	6	1	22.05	22.6±1
				12	11	1	22.13	22.6±1
				25	0	1	22.02	22.6±1
				1	0	1	22.09	21.7±1
				1	12	1	22.05	21.7±1
				1	24	1	22.13	21.7±1
	23800	711.0	QPSK	12	0	2	21.15	21.7±1
				12	6	2	21.13	21.7±1
				12	11	2	21.16	21.7±1
				25	0	2	21.35	21.7±1
				1	0	0	23.05	22.2±1
				1	12	0	23.03	22.2±1
16QAM			1	24	0	23.02	22.2±1	
			12	0	1	22.06	22.2±1	
			12	6	1	21.98	22.2±1	
			12	11	1	22	22.2±1	
			25	0	1	21.39	22.2±1	
			1	0	1	21.38	21.3±1	
16QAM	1	12	1	21.35	21.3±1			
	1	24	1	21.32	21.3±1			
	12	0	2	21.16	21.3±1			
	12	6	2	21.26	21.3±1			
	12	11	2	21.18	21.3±1			
	25	0	2	21.33	21.3±1			

BW (MHz)	Ch	Freq. (MHz)	Mode	UL RB Allocation	UL RB Offset	MPR	Average power (dBm)	Tune up Power tolerant
5MHz	23755	706.5	QPSK	1	0	0	23.36	23±1
				1	24	0	23.33	23±1
				1	49	0	23.34	23±1
				25	0	1	22.26	23±1
				25	12	1	22.25	23±1
				25	24	1	22.29	23±1
			16QAM	50	0	1	22.16	23±1
				1	0	1	22.36	22±1
				1	24	1	22.35	22±1
				1	49	1	22.31	22±1
				25	0	2	22.16	22±1
				25	12	2	22.19	22±1
	23790	710.0	QPSK	25	24	2	22.14	22±1
				50	0	2	21.16	22±1
				1	0	0	23.06	22.6±1
				1	24	0	23.14	22.6±1
				1	49	0	23.02	22.6±1
				25	0	1	22.09	22.6±1
			16QAM	25	12	1	22.13	22.6±1
				25	24	1	22.07	22.6±1
				50	0	1	22.06	22.6±1
				1	0	1	22.41	21.8±1
				1	24	1	22.5	21.8±1
				1	49	1	22.35	21.8±1
	23825	713.5	QPSK	25	0	2	21.28	21.8±1
				25	12	2	21.22	21.8±1
				25	24	2	21.2	21.8±1
				50	0	2	21.16	21.8±1
				1	0	0	23.05	22.6±1
				1	24	0	22.97	22.6±1
			16QAM	1	49	0	23.04	22.6±1
				25	0	1	22.19	22.6±1
				25	12	1	22.26	22.6±1
				25	24	1	22.27	22.6±1
				50	0	1	22.02	22.6±1
				1	0	1	22.12	22.1±1
16QAM	1	24	1	22.11	22.1±1			
	1	49	1	22.15	22.1±1			
	25	0	2	22.1	22.1±1			
	25	12	2	22.07	22.1±1			
	25	24	2	22.07	22.1±1			
	50	0	2	22.17	22.1±1			

ERP & EIRP

EIRP for LTE Band II (Part 24E)

Frequency (MHz)	BW (MHz)	Modulation	RB Size/Offset	Substituted level (dBm)	Antenna Polarization	Antenna Gain correction (dBi)	Cable Loss (dB)	Absolute Level (dBm)	Limit (dBm)
1850.7	1.4	QPSK	1/0	14.88	V	7.88	0.85	21.91	33.01
1880	1.4	QPSK	1/0	15.28	V	7.88	0.85	22.31	33.01
1909.3	1.4	QPSK	1/0	15.39	V	7.88	0.85	22.42	33.01
1850.7	1.4	QPSK	1/0	13.93	H	7.88	0.85	20.96	33.01
1880	1.4	QPSK	1/0	14.34	H	7.88	0.85	21.37	33.01
1909.3	1.4	QPSK	1/0	14.5	H	7.88	0.85	21.53	33.01
1850.7	1.4	16-QAM	1/0	15.28	V	7.88	0.85	22.31	33.01
1880	1.4	16-QAM	1/0	14.28	V	7.88	0.85	21.31	33.01
1909.3	1.4	16-QAM	1/0	14.32	V	7.88	0.85	21.35	33.01
1850.7	1.4	16-QAM	1/0	14.4	H	7.88	0.85	21.43	33.01
1880	1.4	16-QAM	1/0	13.32	H	7.88	0.85	20.35	33.01
1909.3	1.4	16-QAM	1/0	13.46	H	7.88	0.85	20.49	33.01
1851.5	3	QPSK	1/0	14.29	V	7.88	0.85	21.32	33.01
1880	3	QPSK	1/0	14.33	V	7.88	0.85	21.36	33.01
1908.5	3	QPSK	1/0	14.5	V	7.88	0.85	21.53	33.01
1851.5	3	QPSK	1/0	13.33	H	7.88	0.85	20.36	33.01
1880	3	QPSK	1/0	13.36	H	7.88	0.85	20.39	33.01
1908.5	3	QPSK	1/0	13.54	H	7.88	0.85	20.57	33.01
1851.5	3	16-QAM	1/0	13.26	V	7.88	0.85	20.29	33.01
1880	3	16-QAM	1/0	13.21	V	7.88	0.85	20.24	33.01
1908.5	3	16-QAM	1/0	13.31	V	7.88	0.85	20.34	33.01
1851.5	3	16-QAM	1/0	12.31	H	7.88	0.85	19.34	33.01
1880	3	16-QAM	1/0	12.25	H	7.88	0.85	19.28	33.01
1908.5	3	16-QAM	1/0	12.38	H	7.88	0.85	19.41	33.01
1852.5	5	QPSK	1/24	14.36	V	7.88	0.85	21.39	33.01
1880	5	QPSK	1/0	15.38	V	7.88	0.85	22.41	33.01
1907.5	5	QPSK	1/24	14.26	V	7.88	0.85	21.29	33.01
1852.5	5	QPSK	1/24	13.4	H	7.88	0.85	20.43	33.01
1880	5	QPSK	1/0	14.5	H	7.88	0.85	21.53	33.01
1907.5	5	QPSK	1/24	13.31	H	7.88	0.85	20.34	33.01

1852.5	5	16-QAM	1/24	15.36	V	7.88	0.85	22.39	33.01
1880	5	16-QAM	1/0	14.33	V	7.88	0.85	21.36	33.01
1907.5	5	16-QAM	1/24	13.31	V	7.88	0.85	20.34	33.01
1852.5	5	16-QAM	1/24	14.42	H	7.88	0.85	21.45	33.01
1880	5	16-QAM	1/0	13.42	H	7.88	0.85	20.45	33.01
1907.5	5	16-QAM	1/24	12.35	H	7.88	0.85	19.38	33.01
1855	10	QPSK	1/0	14.61	V	7.88	0.85	21.64	33.01
1880	10	QPSK	1/0	15.32	V	7.88	0.85	22.35	33.01
1905	10	QPSK	1/49	14.33	V	7.88	0.85	21.36	33.01
1855	10	QPSK	1/0	13.65	H	7.88	0.85	20.68	33.01
1880	10	QPSK	1/0	14.4	H	7.88	0.85	21.43	33.01
1905	10	QPSK	1/49	13.43	H	7.88	0.85	20.46	33.01
1855	10	16-QAM	1/0	13.83	V	7.88	0.85	20.86	33.01
1880	10	16-QAM	1/0	14.32	V	7.88	0.85	21.35	33.01
1905	10	16-QAM	1/49	14.23	V	7.88	0.85	21.26	33.01
1855	10	16-QAM	1/0	12.86	H	7.88	0.85	19.89	33.01
1880	10	16-QAM	1/0	13.43	H	7.88	0.85	20.46	33.01
1905	10	16-QAM	1/49	13.32	H	7.88	0.85	20.35	33.01
1857.5	15	QPSK	1/0	13.72	V	7.88	0.85	20.75	33.01
1880	15	QPSK	1/0	15.43	V	7.88	0.85	22.46	33.01
1902.5	15	QPSK	1/0	15.43	V	7.88	0.85	22.46	33.01
1857.5	15	QPSK	1/0	12.81	H	7.88	0.85	19.84	33.01
1880	15	QPSK	1/0	14.5	H	7.88	0.85	21.53	33.01
1902.5	15	QPSK	1/0	14.51	H	7.88	0.85	21.54	33.01
1857.5	15	16-QAM	1/0	15.43	V	7.88	0.85	22.46	33.01
1880	15	16-QAM	1/0	14.33	V	7.88	0.85	21.36	33.01
1902.5	15	16-QAM	1/0	14.23	V	7.88	0.85	21.26	33.01
1857.5	15	16-QAM	1/0	14.54	H	7.88	0.85	21.57	33.01
1880	15	16-QAM	1/0	13.43	H	7.88	0.85	20.46	33.01
1902.5	15	16-QAM	1/0	13.3	H	7.88	0.85	20.33	33.01
1860	20	QPSK	1/0	14.68	V	7.88	0.85	21.71	33.01
1880	20	QPSK	1/0	14.33	V	7.88	0.85	21.36	33.01
1900	20	QPSK	1/0	14.43	V	7.88	0.85	21.46	33.01
1860	20	QPSK	1/0	13.72	H	7.88	0.85	20.75	33.01
1880	20	QPSK	1/0	13.39	H	7.88	0.85	20.42	33.01

1900	20	QPSK	1/0	13.55	H	7.88	0.85	20.58	33.01
1860	20	16-QAM	1/0	13.94	V	7.88	0.85	20.97	33.01
1880	20	16-QAM	1/0	14.33	V	7.88	0.85	21.36	33.01
1900	20	16-QAM	1/0	14.4	V	7.88	0.85	21.43	33.01
1860	20	16-QAM	1/0	13	H	7.88	0.85	20.03	33.01
1880	20	16-QAM	1/0	13.43	H	7.88	0.85	20.46	33.01
1900	20	16-QAM	1/0	13.48	H	7.88	0.85	20.51	33.01

EIRP for LTE Band IV (Part 27)

Frequency (MHz)	BW (MHz)	Modulation	RB Size/Offset	Substituted level (dBm)	Antenna Polarization	Antenna Gain correction (dBi)	Cable Loss (dB)	Absolute Level (dBm)	Limit (dBm)
1710.7	1.4	QPSK	1/0	15.15	V	7.95	0.79	22.31	30
1732.5	1.4	QPSK	1/0	14.78	V	7.95	0.79	21.94	30
1754.3	1.4	QPSK	1/0	14.69	V	7.95	0.79	21.85	30
1710.7	1.4	QPSK	1/0	14.2	H	7.95	0.79	21.36	30
1732.5	1.4	QPSK	1/0	13.88	H	7.95	0.79	21.04	30
1754.3	1.4	QPSK	1/0	13.73	H	7.95	0.79	20.89	30
1710.7	1.4	16-QAM	1/5	14.39	V	7.95	0.79	21.55	30
1732.5	1.4	16-QAM	1/0	14.74	V	7.95	0.79	21.9	30
1754.3	1.4	16-QAM	1/0	13.9	V	7.95	0.79	21.06	30
1710.7	1.4	16-QAM	1/5	13.41	H	7.95	0.79	20.57	30
1732.5	1.4	16-QAM	1/0	13.82	H	7.95	0.79	20.98	30
1754.3	1.4	16-QAM	1/0	12.97	H	7.95	0.79	20.13	30
1711.5	3	QPSK	1/0	14	V	7.95	0.79	21.16	30
1732.5	3	QPSK	1/0	15	V	7.95	0.79	22.16	30
1753.5	3	QPSK	1/0	14.78	V	7.95	0.79	21.94	30
1711.5	3	QPSK	1/0	13.08	H	7.95	0.79	20.24	30
1732.5	3	QPSK	1/0	14.07	H	7.95	0.79	21.23	30
1753.5	3	QPSK	1/0	13.83	H	7.95	0.79	20.99	30
1711.5	3	16-QAM	1/0	13.68	V	7.95	0.79	20.84	30
1732.5	3	16-QAM	1/0	14.69	V	7.95	0.79	21.85	30
1753.5	3	16-QAM	1/0	14.9	V	7.95	0.79	22.06	30
1711.5	3	16-QAM	1/0	12.73	H	7.95	0.79	19.89	30
1732.5	3	16-QAM	1/0	13.75	H	7.95	0.79	20.91	30
1753.5	3	16-QAM	1/0	13.95	H	7.95	0.79	21.11	30
1712.5	5	QPSK	1/0	13.8	V	7.95	0.79	20.96	30
1732.5	5	QPSK	1/0	14.78	V	7.95	0.79	21.94	30
1752.5	5	QPSK	1/24	14.85	V	7.95	0.79	22.01	30
1712.5	5	QPSK	1/0	12.89	H	7.95	0.79	20.05	30
1732.5	5	QPSK	1/0	13.87	H	7.95	0.79	21.03	30
1752.5	5	QPSK	1/24	13.98	H	7.95	0.79	21.14	30
1712.5	5	16-QAM	1/0	14.71	V	7.95	0.79	21.87	30
1732.5	5	16-QAM	1/0	14.88	V	7.95	0.79	22.04	30

1752.5	5	16-QAM	1/24	14.77	V	7.95	0.79	21.93	30
1712.5	5	16-QAM	1/0	13.78	H	7.95	0.79	20.94	30
1732.5	5	16-QAM	1/0	13.97	H	7.95	0.79	21.13	30
1752.5	5	16-QAM	1/24	13.89	H	7.95	0.79	21.05	30
1715	10	QPSK	1/0	13.23	V	7.95	0.79	20.39	30
1732.5	10	QPSK	1/49	14.81	V	7.95	0.79	21.97	30
1750	10	QPSK	1/0	14.77	V	7.95	0.79	21.93	30
1715	10	QPSK	1/0	12.28	H	7.95	0.79	19.44	30
1732.5	10	QPSK	1/49	13.89	H	7.95	0.79	21.05	30
1750	10	QPSK	1/0	13.82	H	7.95	0.79	20.98	30
1715	10	16-QAM	1/0	13.09	V	7.95	0.79	20.25	30
1732.5	10	16-QAM	1/49	15.15	V	7.95	0.79	22.31	30
1750	10	16-QAM	1/0	14.79	V	7.95	0.79	21.95	30
1715	10	16-QAM	1/0	12.18	H	7.95	0.79	19.34	30
1732.5	10	16-QAM	1/49	14.2	H	7.95	0.79	21.36	30
1750	10	16-QAM	1/0	13.88	H	7.95	0.79	21.04	30
1717.5	15	QPSK	1/0	13.23	V	7.95	0.79	20.39	30
1732.5	15	QPSK	1/74	14.84	V	7.95	0.79	22	30
1747.5	15	QPSK	1/0	14.17	V	7.95	0.79	21.33	30
1717.5	15	QPSK	1/0	12.29	H	7.95	0.79	19.45	30
1732.5	15	QPSK	1/74	13.92	H	7.95	0.79	21.08	30
1747.5	15	QPSK	1/0	13.21	H	7.95	0.79	20.37	30
1717.5	15	16-QAM	1/0	13.87	V	7.95	0.79	21.03	30
1732.5	15	16-QAM	1/74	14.87	V	7.95	0.79	22.03	30
1747.5	15	16-QAM	1/0	14.03	V	7.95	0.79	21.19	30
1717.5	15	16-QAM	1/0	12.99	H	7.95	0.79	20.15	30
1732.5	15	16-QAM	1/74	13.93	H	7.95	0.79	21.09	30
1747.5	15	16-QAM	1/0	13.08	H	7.95	0.79	20.24	30
1720	20	QPSK	1/99	15.35	V	7.95	0.79	22.51	30
1732.5	20	QPSK	1/99	14.9	V	7.95	0.79	22.06	30
1745	20	QPSK	1/0	14.77	V	7.95	0.79	21.93	30
1720	20	QPSK	1/99	14.48	H	7.95	0.79	21.64	30
1732.5	20	QPSK	1/99	14.01	H	7.95	0.79	21.17	30
1745	20	QPSK	1/0	13.83	H	7.95	0.79	20.99	30
1720	20	16-QAM	1/99	14.45	V	7.95	0.79	21.61	30

1732.5	20	16-QAM	1/99	14.84	V	7.95	0.79	22	30
1745	20	16-QAM	1/0	15.16	V	7.95	0.79	22.32	30
1720	20	16-QAM	1/99	13.58	H	7.95	0.79	20.74	30
1732.5	20	16-QAM	1/99	13.87	H	7.95	0.79	21.03	30
1745	20	16-QAM	1/0	14.26	H	7.95	0.79	21.42	30

EIRP for LTE Band V (Part 22)

Frequency (MHz)	BW (MHz)	Modulation	RB Size/Offset	Substituted level (dBm)	Antenna Polarization	Antenna Gain correction (dBi)	Cable Loss (dB)	Absolute Level (dBm)	Limit (dBm)
824.7	1.4	QPSK	1/5	11.8	V	6.8	0.44	18.16	34.77
836.5	1.4	QPSK	1/5	13.46	V	6.8	0.44	19.82	34.77
848.3	1.4	QPSK	1/5	12.37	V	6.9	0.44	18.83	34.77
824.7	1.4	QPSK	1/5	10.87	H	6.8	0.44	17.23	34.77
836.5	1.4	QPSK	1/5	12.58	H	6.8	0.44	18.94	34.77
848.3	1.4	QPSK	1/5	11.43	H	6.9	0.44	17.89	34.77
824.7	1.4	16-QAM	1/5	11.8	V	6.8	0.44	18.16	34.77
836.5	1.4	16-QAM	1/5	12.36	V	6.8	0.44	18.72	34.77
848.3	1.4	16-QAM	1/5	11.3	V	6.9	0.44	17.76	34.77
824.7	1.4	16-QAM	1/5	10.89	H	6.8	0.44	17.25	34.77
836.5	1.4	16-QAM	1/5	11.48	H	6.8	0.44	17.84	34.77
848.3	1.4	16-QAM	1/5	10.38	H	6.9	0.44	16.84	34.77
825.5	3	QPSK	1/14	13.25	V	6.8	0.44	19.61	34.77
836.5	3	QPSK	1/0	13.3	V	6.8	0.44	19.66	34.77
847.5	3	QPSK	1/14	13.18	V	6.9	0.44	19.64	34.77
825.5	3	QPSK	1/14	12.32	H	6.8	0.44	18.68	34.77
836.5	3	QPSK	1/0	12.36	H	6.8	0.44	18.72	34.77
847.5	3	QPSK	1/14	12.17	H	6.9	0.44	18.63	34.77
825.5	3	16-QAM	1/14	12.21	V	6.8	0.44	18.57	34.77
836.5	3	16-QAM	1/0	12.27	V	6.8	0.44	18.63	34.77
847.5	3	16-QAM	1/14	12.26	V	6.9	0.44	18.72	34.77
825.5	3	16-QAM	1/14	11.23	H	6.8	0.44	17.59	34.77
836.5	3	16-QAM	1/0	11.38	H	6.8	0.44	17.74	34.77
847.5	3	16-QAM	1/14	11.39	H	6.9	0.44	17.85	34.77
826.5	5	QPSK	1/24	13.36	V	6.8	0.44	19.72	34.77

836.5	5	QPSK	1/24	13.31	V	6.8	0.44	19.67	34.77
846.5	5	QPSK	1/24	13.33	V	6.8	0.44	19.69	34.77
826.5	5	QPSK	1/24	12.45	H	6.8	0.44	18.81	34.77
836.5	5	QPSK	1/24	12.37	H	6.8	0.44	18.73	34.77
846.5	5	QPSK	1/24	12.39	H	6.8	0.44	18.75	34.77
826.5	5	16-QAM	1/24	12.27	V	6.8	0.44	18.63	34.77
836.5	5	16-QAM	1/24	12.21	V	6.8	0.44	18.57	34.77
846.5	5	16-QAM	1/24	12.29	V	6.8	0.44	18.65	34.77
826.5	5	16-QAM	1/24	11.29	H	6.8	0.44	17.65	34.77
836.5	5	16-QAM	1/24	11.23	H	6.8	0.44	17.59	34.77
846.5	5	16-QAM	1/24	11.36	H	6.8	0.44	17.72	34.77
829	10	QPSK	1/49	13.46	V	6.8	0.44	19.82	34.77
836.5	10	QPSK	1/49	13.29	V	6.8	0.44	19.65	34.77
844	10	QPSK	1/49	13.35	V	6.8	0.44	19.71	34.77
829	10	QPSK	1/49	12.5	H	6.8	0.44	18.86	34.77
836.5	10	QPSK	1/49	12.36	H	6.8	0.44	18.72	34.77
844	10	QPSK	1/49	12.39	H	6.8	0.44	18.75	34.77
829	10	16-QAM	1/49	12.32	V	6.8	0.44	18.68	34.77
836.5	10	16-QAM	1/49	12.24	V	6.8	0.44	18.6	34.77
844	10	16-QAM	1/49	12.29	V	6.8	0.44	18.65	34.77
829	10	16-QAM	1/49	11.38	H	6.8	0.44	17.74	34.77
836.5	10	16-QAM	1/49	11.27	H	6.8	0.44	17.63	34.77
844	10	16-QAM	1/49	11.33	H	6.8	0.44	17.69	34.77

ERP for LTE Band VII (Part 27)

Frequency (MHz)	BW (MHz)	Modulation	RB Size/Offset	Substituted level (dBm)	Antenna Polarization	Antenna Gain correction (dBi)	Cable Loss (dB)	Absolute Level (dBm)	Limit (dBm)
2502.5	5	QPSK	1/0	14.92	V	8.93	0.83	23.02	30
2535	5	QPSK	1/0	15.56	V	8.93	0.83	23.66	30
2567.5	5	QPSK	1/24	15.62	V	8.93	0.83	23.72	30
2502.5	5	QPSK	1/0	13.98	H	8.93	0.83	22.08	30
2535	5	QPSK	1/0	14.64	H	8.93	0.83	22.74	30
2567.5	5	QPSK	1/24	14.68	H	8.93	0.83	22.78	30
2502.5	5	16-QAM	1/0	13.97	V	8.93	0.83	22.07	30
2535	5	16-QAM	1/0	14.58	V	8.93	0.83	22.68	30
2567.5	5	16-QAM	1/24	14.42	V	8.93	0.83	22.52	30
2502.5	5	16-QAM	1/0	13.03	H	8.93	0.83	21.13	30
2535	5	16-QAM	1/0	13.66	H	8.93	0.83	21.76	30
2567.5	5	16-QAM	1/24	13.48	H	8.93	0.83	21.58	30
2505	10	QPSK	1/0	14.3	V	8.93	0.83	22.4	30
2535	10	QPSK	1/49	15.76	V	8.93	0.83	23.86	30
2565	10	QPSK	1/0	15.66	V	8.93	0.83	23.76	30
2505	10	QPSK	1/0	13.33	H	8.93	0.83	21.43	30
2535	10	QPSK	1/49	14.85	H	8.93	0.83	22.95	30
2565	10	QPSK	1/0	14.73	H	8.93	0.83	22.83	30
2505	10	16-QAM	1/0	13.33	V	8.93	0.83	21.43	30
2535	10	16-QAM	1/49	13.9	V	8.93	0.83	22	30
2565	10	16-QAM	1/0	14.66	V	8.93	0.83	22.76	30
2505	10	16-QAM	1/0	12.39	H	8.93	0.83	20.49	30
2535	10	16-QAM	1/49	12.96	H	8.93	0.83	21.06	30
2565	10	16-QAM	1/0	13.73	H	8.93	0.83	21.83	30
2507.5	15	QPSK	1/0	14.93	V	8.93	0.83	23.03	30
2535	15	QPSK	1/74	15.58	V	8.93	0.83	23.68	30
2562.5	15	QPSK	1/0	15.65	V	8.93	0.83	23.75	30
2507.5	15	QPSK	1/0	14.04	H	8.93	0.83	22.14	30
2535	15	QPSK	1/74	14.66	H	8.93	0.83	22.76	30
2562.5	15	QPSK	1/0	14.71	H	8.93	0.83	22.81	30

2507.5	15	16-QAM	1/0	13.9	V	8.93	0.83	22	30
2535	15	16-QAM	1/74	14.5	V	8.93	0.83	22.6	30
2562.5	15	16-QAM	1/0	13.65	V	8.93	0.83	21.75	30
2507.5	15	16-QAM	1/0	12.95	H	8.93	0.83	21.05	30
2535	15	16-QAM	1/74	13.55	H	8.93	0.83	21.65	30
2562.5	15	16-QAM	1/0	12.76	H	8.93	0.83	20.86	30
2510	20	QPSK	1/99	14.88	V	8.93	0.83	22.98	30
2535	20	QPSK	1/99	15.65	V	8.93	0.83	23.75	30
2560	20	QPSK	1/0	15.66	V	8.93	0.83	23.76	30
2510	20	QPSK	1/99	13.91	H	8.93	0.83	22.01	30
2535	20	QPSK	1/99	14.69	H	8.93	0.83	22.79	30
2560	20	QPSK	1/0	14.71	H	8.93	0.83	22.81	30
2510	20	16-QAM	1/99	14.61	V	8.93	0.83	22.71	30
2535	20	16-QAM	1/99	14.63	V	8.93	0.83	22.73	30
2560	20	16-QAM	1/0	14.52	V	8.93	0.83	22.62	30
2510	20	16-QAM	1/99	13.66	H	8.93	0.83	21.76	30
2535	20	16-QAM	1/99	13.69	H	8.93	0.83	21.79	30
2560	20	16-QAM	1/0	13.58	H	8.93	0.83	21.68	30

ERP for LTE Band XII (Part 27)

Frequency (MHz)	BW (MHz)	Modulation	RB Size/Offset	Substituted level (dBm)	Antenna Polarization	Antenna Gain correction (dBi)	Cable Loss (dB)	Absolute Level (dBm)	Limit (dBm)
699.7	1.4	QPSK	1/5	12	V	6.9	0.42	18.48	34.77
707.5	1.4	QPSK	1/5	11.88	V	6.8	0.42	18.26	34.77
715.3	1.4	QPSK	1/5	11.02	V	6.8	0.42	17.4	34.77
699.7	1.4	QPSK	1/5	11.06	H	6.9	0.42	17.54	34.77
707.5	1.4	QPSK	1/5	10.97	H	6.8	0.42	17.35	34.77
715.3	1.4	QPSK	1/5	10.11	H	6.8	0.42	16.49	34.77
699.7	1.4	16-QAM	1/5	11.65	V	6.9	0.42	18.13	34.77
707.5	1.4	16-QAM	1/5	11.79	V	6.8	0.42	18.17	34.77
715.3	1.4	16-QAM	1/5	11.17	V	6.8	0.42	17.55	34.77
699.7	1.4	16-QAM	1/5	10.76	H	6.9	0.42	17.24	34.77
707.5	1.4	16-QAM	1/5	10.87	H	6.8	0.42	17.25	34.77
715.3	1.4	16-QAM	1/5	10.21	H	6.8	0.42	16.59	34.77
700.5	3	QPSK	1/14	11.66	V	6.9	0.42	18.14	34.77
707.5	3	QPSK	1/0	11.88	V	6.8	0.42	18.26	34.77
714.5	3	QPSK	1/14	11.13	V	6.8	0.42	17.51	34.77
700.5	3	QPSK	1/14	10.75	H	6.9	0.42	17.23	34.77
707.5	3	QPSK	1/0	10.96	H	6.8	0.42	17.34	34.77
714.5	3	QPSK	1/14	10.21	H	6.8	0.42	16.59	34.77
700.5	3	16-QAM	1/14	11.69	V	6.9	0.42	18.17	34.77
707.5	3	16-QAM	1/0	11.85	V	6.8	0.42	18.23	34.77
714.5	3	16-QAM	1/14	11.94	V	6.8	0.42	18.32	34.77
700.5	3	16-QAM	1/14	10.74	H	6.9	0.42	17.22	34.77
707.5	3	16-QAM	1/0	10.88	H	6.8	0.42	17.26	34.77
714.5	3	16-QAM	1/14	10.97	H	6.8	0.42	17.35	34.77
701.5	5	QPSK	1/24	11.88	V	6.9	0.42	18.36	34.77
707.5	5	QPSK	1/24	11.92	V	6.8	0.42	18.3	34.77
713.5	5	QPSK	1/24	11.93	V	6.8	0.42	18.31	34.77
701.5	5	QPSK	1/24	10.93	H	6.9	0.42	17.41	34.77
707.5	5	QPSK	1/24	10.94	H	6.8	0.42	17.32	34.77
713.5	5	QPSK	1/24	10.97	H	6.8	0.42	17.35	34.77
701.5	5	16-QAM	1/24	11.78	V	6.9	0.42	18.26	34.77

707.5	5	16-QAM	1/24	11.85	V	6.8	0.42	18.23	34.77
713.5	5	16-QAM	1/24	11.86	V	6.8	0.42	18.24	34.77
701.5	5	16-QAM	1/24	10.81	H	6.9	0.42	17.29	34.77
707.5	5	16-QAM	1/24	10.87	H	6.8	0.42	17.25	34.77
713.5	5	16-QAM	1/24	10.9	H	6.8	0.42	17.28	34.77
704	10	QPSK	1/49	11.88	V	6.8	0.42	18.26	34.77
707.5	10	QPSK	1/49	11.83	V	6.8	0.42	18.21	34.77
711	10	QPSK	1/49	11.86	V	6.8	0.42	18.24	34.77
704	10	QPSK	1/49	10.87	H	6.8	0.42	17.25	34.77
707.5	10	QPSK	1/49	10.85	H	6.8	0.42	17.23	34.77
711	10	QPSK	1/49	10.91	H	6.8	0.42	17.29	34.77
704	10	16-QAM	1/49	11.77	V	6.8	0.42	18.15	34.77
707.5	10	16-QAM	1/49	11.76	V	6.8	0.42	18.14	34.77
711	10	16-QAM	1/49	11.82	V	6.8	0.42	18.2	34.77
704	10	16-QAM	1/49	10.81	H	6.8	0.42	17.19	34.77
707.5	10	16-QAM	1/49	10.79	H	6.8	0.42	17.17	34.77
711	10	16-QAM	1/49	10.85	H	6.8	0.42	17.23	34.77

ERP for LTE Band XVII (Part 27)

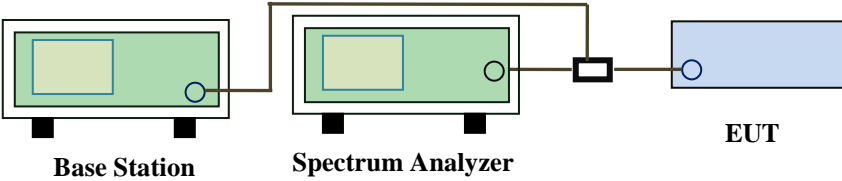
Frequency (MHz)	BW (MHz)	Modulation	RB Size/Offset	Substituted level (dBm)	Antenna Polarization	Antenna Gain correction (dBi)	Cable Loss (dB)	Absolute Level (dBm)	Limit (dBm)
706.5	5	QPSK	1/0	12.88	V	6.8	0.42	19.26	34.77
710	5	QPSK	1/0	12.88	V	6.8	0.42	19.26	34.77
713.5	5	QPSK	1/0	12.77	V	6.8	0.42	19.15	34.77
706.5	5	QPSK	1/0	11.93	H	6.8	0.42	18.31	34.77
710	5	QPSK	1/0	11.94	H	6.8	0.42	18.32	34.77
713.5	5	QPSK	1/0	11.86	H	6.8	0.42	18.24	34.77
706.5	5	16-QAM	1/0	11.88	V	6.8	0.42	18.26	34.77
710	5	16-QAM	1/0	11.81	V	6.8	0.42	18.19	34.77
713.5	5	16-QAM	1/0	11.1	V	6.8	0.42	17.48	34.77
706.5	5	16-QAM	1/0	10.97	H	6.8	0.42	17.35	34.77
710	5	16-QAM	1/0	10.84	H	6.8	0.42	17.22	34.77
713.5	5	16-QAM	1/0	10.15	H	6.8	0.42	16.53	34.77
709	10	QPSK	1/0	13.08	V	6.8	0.42	19.46	34.77
710	10	QPSK	1/0	12.78	V	6.8	0.42	19.16	34.77
711	10	QPSK	1/0	12.77	V	6.8	0.42	19.15	34.77
709	10	QPSK	1/0	12.15	H	6.8	0.42	18.53	34.77
710	10	QPSK	1/0	11.86	H	6.8	0.42	18.24	34.77
711	10	QPSK	1/0	11.81	H	6.8	0.42	18.19	34.77
709	10	16-QAM	1/0	12.08	V	6.8	0.42	18.46	34.77
710	10	16-QAM	1/0	12.13	V	6.8	0.42	18.51	34.77
711	10	16-QAM	1/0	11.84	V	6.8	0.42	18.22	34.77
709	10	16-QAM	1/0	11.15	H	6.8	0.42	17.53	34.77
710	10	16-QAM	1/0	11.14	H	6.8	0.42	17.52	34.77
711	10	16-QAM	1/0	10.86	H	6.8	0.42	17.24	34.77

6.3 Peak-Average Ratio

Temperature	25 °C
Relative Humidity	57%
Atmospheric Pressure	1015mbar
Test date :	July 07, 2017
Tested By :	Loren Luo

Requirement(s):

Spec	Item	Requirement	Applicable
§24.232(d) § 27.50(d)	a)	The peak-to-average ratio (PAR) of the transmission may not exceed 13 dB.	<input checked="" type="checkbox"/>

Test Setup	 <p>The diagram shows a Base Station (green box) connected to a Spectrum Analyzer (green box) via a cable. The Spectrum Analyzer is then connected to an EUT (blue box) via another cable. Labels 'Base Station', 'Spectrum Analyzer', and 'EUT' are placed below their respective boxes.</p>
------------	--

Test Procedure	<p>According with KDB 971168 v02r02</p> <p>5.7.2 Alternate procedure for PAPR</p> <p>5.1.2 Peak power measurements with a peak power meter</p> <p>The total peak output power may be measured using a broadband peak RF power meter. The power meter must have a video bandwidth that is greater than or equal to the emission bandwidth and utilize a fast-responding diode detector.</p> <p>5.2.3 Average power measurement with average power meter</p> <p>As an alternative to the use of a spectrum/signal analyzer or EMI receiver to perform a measurement of the total in-band average output power, a wideband RF average power meter with a thermocouple detector or equivalent can be used under certain conditions</p> <p>If the EUT can be configured to transmit continuously (i.e., the burst duty cycle $\geq 98\%$) and at all times the EUT is transmitting at its maximum output</p>
----------------	--

	<p>power level, then a conventional wide-band RF power meter can be used. If the EUT cannot be configured to transmit continuously (i.e., the burst duty cycle < 98%), then there are two options for the use of an average power meter. First, a gated average power meter can be used to perform the measurement if the gating parameters can be adjusted such that the power is measured only over active transmission bursts at maximum output power levels. A conventional average power meter can also be used if the measured burst duty cycle is constant (i.e., duty cycle variations are less than ± 2 percent) by performing the measurement over the on/off burst cycles and then correcting (increasing) the measured level by a factor equal to $10\log(1/\text{duty cycle})$</p>
Remark	
Result	<input checked="" type="checkbox"/> Pass <input type="checkbox"/> Fail

Test Data Yes N/A
Test Plot Yes (See below) N/A

LTE Band II (part 24E)

BW(MHz)	Frequency (MHz)	Mode	Modulation	Conducted Power (dBm)		Peak-Average Ratio (PAR)
				Peak	Average	
1.4	1880	RB 1/0	QPSK	23.46	23.11	0.35
			16QAM	22.48	22.11	0.37
3	1880	RB 1/0	QPSK	22.55	22.16	0.39
			16QAM	21.39	22.16	-0.77
5	1880	RB 1/0	QPSK	23.47	23.11	0.36
			16QAM	22.43	22.12	0.31
10	1880	RB 1/0	QPSK	23.56	23.15	0.41
			16QAM	22.64	22.15	0.49
15	1880	RB 1/0	QPSK	23.66	23.26	0.4
			16QAM	22.53	22.16	0.37
20	1880	RB 1/0	QPSK	22.55	22.16	0.39
			16QAM	22.46	22.16	0.3

LTE Band IV (part 27)

BW(MHz)	Frequency (MHz)	Mode	Modulation	Conducted Power (dBm)		Peak-Average Ratio (PAR)
				Peak	Average	
1.4	1732.5	RB 1/0	QPSK	22.52	22.16	0.36
			16QAM	22.56	22.1	0.46
3	1732.5	RB 1/0	QPSK	22.73	22.16	0.57
			16QAM	22.56	22.26	0.3
5	1732.5	RB 1/0	QPSK	22.6	22.16	0.44
			16QAM	22.59	22.26	0.33
10	1732.5	RB 1/0	QPSK	22.44	22.26	0.18
			16QAM	22.49	22.43	0.06
15	1732.5	RB 1/0	QPSK	22.76	22.23	0.53
			16QAM	22.54	22.21	0.33
20	1732.5	RB 1/0	QPSK	22.69	22.15	0.54
			16QAM	22.59	22.23	0.36

LTE Band V (part 27)

BW(MHz)	Frequency (MHz)	Mode	Modulation	Conducted Power (dBm)		Peak-Average Ratio (PAR)
				Peak	Average	
1.4	836.5	RB 1/0	QPSK	22.7	22.26	0.44
			16QAM	22.51	22.13	0.38
3	836.5	RB 1/0	QPSK	23.6	23.16	0.44
			16QAM	22.53	22.13	0.4
5	836.5	RB 1/0	QPSK	23.61	23.14	0.47
			16QAM	22.6	22.12	0.48
10	836.5	RB 1/0	QPSK	23.65	23.22	0.43
			16QAM	22.55	22.13	0.42

LTE Band VII (part 27)

BW(MHz)	Frequency (MHz)	Mode	Modulation	Conducted Power (dBm)		Peak-Average Ratio (PAR)
				Peak	Average	
5	2535	RB 1/0	QPSK	22.56	22.12	0.44
			16QAM	22.46	22.06	0.4
10	2535	RB 1/0	QPSK	22.64	22.16	0.48
			16QAM	22.63	22.13	0.5
15	2535	RB 1/0	QPSK	22.48	22.15	0.33
			16QAM	22.38	22.06	0.32
20	2535	RB 1/0	QPSK	22.47	23.06	-0.59
			16QAM	22.5	22.18	0.32

LTE Band XII (part 27)

BW(MHz)	Frequency (MHz)	Mode	Modulation	Conducted Power (dBm)		Peak-Average Ratio (PAR)
				Peak	Average	
1.4	707.5	RB 1/0	QPSK	22.5	22.15	1.89
			16QAM	22.41	22.06	2.78
3	707.5	RB 1/0	QPSK	22.5	22.11	1.91
			16QAM	22.55	22.06	2.97
5	707.5	RB 1/0	QPSK	22.54	22.15	1.74
			16QAM	22.49	22.06	2.32
10	707.5	RB 1/0	QPSK	22.55	22.12	1.74
			16QAM	22.55	22.06	2.39

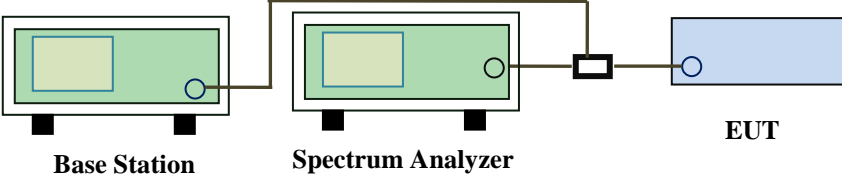
LTE Band XVII (part 27)

BW(MHz)	Frequency (MHz)	Mode	Modulation	Conducted Power (dBm)		Peak-Average Ratio (PAR)
				Peak	Average	
5	710	RB 1/0	QPSK	23.43	23.06	0.37
			16QAM	22.73	22.41	0.32
10	710	RB 1/0	QPSK	23.61	23.16	0.45
			16QAM	22.58	22.09	0.49

6.4 Occupied Bandwidth

Temperature	25 °C
Relative Humidity	53%
Atmospheric Pressure	1010mbar
Test date :	July 12, 2017
Tested By :	Loren Luo

Requirement(s):

Spec	Item	Requirement	Applicable
§2.1049, §22.917, §22.905 §24.238 §27.53(a)	a)	99% Occupied Bandwidth(kHz)	<input checked="" type="checkbox"/>
	b)	26 dB Bandwidth(kHz)	<input checked="" type="checkbox"/>
Test Setup	 <p style="text-align: center;"> Base Station Spectrum Analyzer EUT </p>		
Test Procedure	<ul style="list-style-type: none"> - The EUT was connected to Spectrum Analyzer and Base Station via power divider. - The 99% and 26 dB occupied bandwidth (BW) of the middle channel for the highest RF powers. 		
Remark			
Result	<input checked="" type="checkbox"/> Pass <input type="checkbox"/> Fail		

Test Data Yes N/A

Test Plot Yes (See below) N/A

LTE Band II (Part 24E)

BW(MHz)	Channel	Frequency (MHz)	Modulation	99% Occupied Bandwidth (MHz)	26 dB Bandwidth (MHz)
1.4	18607	1851	16QAM	1.1020	1.294
			QPSK	1.1043	1.289
1.4	18900	1880	16QAM	1.1109	1.282
			QPSK	1.1099	1.277
1.4	19193	1909	16QAM	1.1074	1.301
			QPSK	1.1082	1.303
3	18615	1852	16QAM	2.7422	3.049
			QPSK	2.7511	3.043
3	18900	1880	16QAM	2.7464	3.040
			QPSK	2.7502	3.037
3	19185	1909	16QAM	2.7573	3.061
			QPSK	2.7552	3.070
5	18625	1853	16QAM	4.5313	5.092
			QPSK	4.5333	5.083
5	18900	1880	16QAM	4.5281	5.035
			QPSK	4.5291	5.047
5	19175	1908	16QAM	4.5422	5.091
			QPSK	4.5368	5.083
10	18650	1855	16QAM	9.0371	10.04
			QPSK	9.0396	10.09
10	18900	1880	16QAM	9.0732	10.12
			QPSK	9.0883	10.17
10	19150	1905	16QAM	9.0682	10.15
			QPSK	9.0364	10.12
15	18675	1858	16QAM	13.471	14.84
			QPSK	13.469	14.82
15	18900	1880	16QAM	13.516	14.83
			QPSK	13.528	14.95
15	19125	1903	16QAM	13.491	14.86
			QPSK	13.514	14.80

20	18700	1860	16QAM	17.943	19.52
			QPSK	17.943	19.46
20	18900	1880	16QAM	17.918	19.40
			QPSK	17.918	19.47
20	19100	1900	16QAM	17.968	19.48
			QPSK	17.970	19.41

LTE Band IV (Part 27)

BW(MHz)	Channel	Frequency (MHz)	Modulation	99% Occupied Bandwidth (MHz)	26 dB Bandwidth (MHz)
1.4	19957	1711	16QAM	1.1048	1.290
			QPSK	1.1046	1.286
1.4	20175	1733	16QAM	1.1149	1.285
			QPSK	1.1138	1.264
1.4	20393	1754	16QAM	1.1050	1.284
			QPSK	1.0995	1.292
3	19965	1712	16QAM	2.7492	3.094
			QPSK	2.7429	3.093
3	20175	1733	16QAM	2.7492	3.133
			QPSK	2.7525	3.101
3	20385	1754	16QAM	2.7516	3.117
			QPSK	2.7525	3.121
5	19975	1713	16QAM	4.5418	5.099
			QPSK	4.5366	5.096
5	20175	1733	16QAM	4.5269	5.101
			QPSK	4.5289	5.093
5	20375	1753	16QAM	4.5393	5.093
			QPSK	4.5322	5.091
10	20000	1715	16QAM	9.0540	10.324
			QPSK	9.0568	10.323
10	20175	1733	16QAM	9.0722	10.287
			QPSK	9.0880	10.242
10	20350	1750	16QAM	9.0887	10.386
			QPSK	9.0780	10.384
15	20025	1718	16QAM	13.4780	15.059
			QPSK	13.4735	15.023
15	20175	1733	16QAM	13.4862	15.156
			QPSK	13.4820	15.086
15	20325	1748	16QAM	13.5193	15.051
			QPSK	13.5303	15.024

20	20050	1720	16QAM	17.8550	19.552
			QPSK	17.8537	19.545
20	20175	1733	16QAM	17.9289	19.705
			QPSK	17.9899	19.850
20	20300	1745	16QAM	17.9220	19.549
			QPSK	17.9089	19.515

LTE Band V (Part 22H)

BW(MHz)	Channel	Frequency (MHz)	Modulation	99% Occupied Bandwidth (MHz)	26 dB Bandwidth (MHz)
1.4	20407	824.7	16QAM	1.1106	1.302
			QPSK	1.1099	1.297
1.4	20525	836.5	16QAM	1.1204	1.290
			QPSK	1.1217	1.290
1.4	20643	848.3	16QAM	1.1168	1.295
			QPSK	1.1169	1.291
3	20415	825.5	16QAM	2.7625	3.073
			QPSK	2.7541	3.072
3	20525	836.5	16QAM	2.7699	3.119
			QPSK	2.7632	3.277
3	20635	847.5	16QAM	2.7719	3.073
			QPSK	2.7642	3.073
5	20425	826.5	16QAM	4.5414	5.108
			QPSK	4.5367	5.095
5	20525	836.5	16QAM	4.5458	5.125
			QPSK	4.5418	5.107
5	20625	846.5	16QAM	4.5339	5.091
			QPSK	4.5365	5.096
10	20450	829	16QAM	9.0758	10.15
			QPSK	9.0713	10.11
10	20525	836.5	16QAM	9.1234	10.29
			QPSK	9.1103	10.32
10	20800	844	16QAM	9.1099	10.17
			QPSK	9.1288	10.21

LTE Band VII (Part 27) result

BW(MHz)	Channel	Frequency (MHz)	Modulation	99% Occupied Bandwidth (MHz)	26 dB Bandwidth (MHz)
5	20775	2503	16QAM	4.5302	5.089
			QPSK	4.5370	5.085
5	21100	2535	16QAM	4.5236	5.086
			QPSK	4.5292	5.069
5	21425	2568	16QAM	4.5404	5.090
			QPSK	4.5447	5.093
10	20800	2505	16QAM	9.0595	10.14
			QPSK	9.0602	10.13
10	21100	2535	16QAM	9.0539	10.14
			QPSK	9.0706	10.11
10	21400	2565	16QAM	9.0736	10.13
			QPSK	9.0840	10.20
15	20825	2508	16QAM	13.521	15.06
			QPSK	13.536	15.11
15	21100	2535	16QAM	13.489	14.92
			QPSK	13.495	14.93
15	21400	2563	16QAM	13.499	15.03
			QPSK	13.513	15.00
20	20850	2510	16QAM	17.923	19.30
			QPSK	17.920	19.40
20	21100	2535	16QAM	17.915	19.34
			QPSK	17.970	19.49
20	21350	2560	16QAM	17.936	19.31
			QPSK	17.968	19.31

LTE Band XII (Part 27)

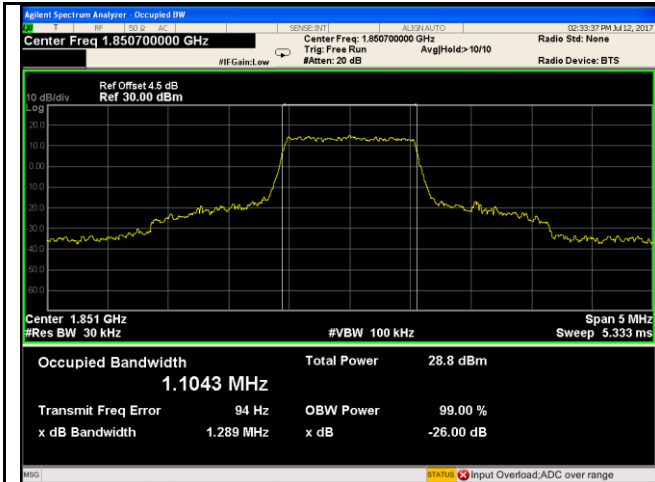
BW(MHz)	Channel	Frequency (MHz)	Modulation	99% Occupied Bandwidth (MHz)	26 dB Bandwidth (MHz)
1.4	23017	699.7	16QAM	1.1086	1.299
			QPSK	1.1077	1.290
1.4	23095	707.5	16QAM	1.1112	1.293
			QPSK	1.1106	1.291
1.4	23173	715.3	16QAM	1.1074	1.299
			QPSK	1.1070	1.298
3	23025	700.5	16QAM	2.7590	3.052
			QPSK	2.7626	3.049
3	23095	707.5	16QAM	2.7567	3.060
			QPSK	2.7492	3.057
3	23165	714.5	16QAM	2.7463	3.054
			QPSK	2.7547	3.065
5	23035	701.5	16QAM	4.5383	5.106
			QPSK	4.5407	5.096
5	23095	707.5	16QAM	4.5352	5.066
			QPSK	4.5339	5.061
5	23055	713.5	16QAM	4.5414	5.079
			QPSK	4.5411	5.086
10	23060	704	16QAM	9.0607	10.11
			QPSK	9.0588	10.11
10	23095	707.5	16QAM	9.0998	10.12
			QPSK	9.0988	10.11
10	23130	711	16QAM	9.0942	10.17
			QPSK	9.0881	10.18

LTE Band XVII (Part 27)

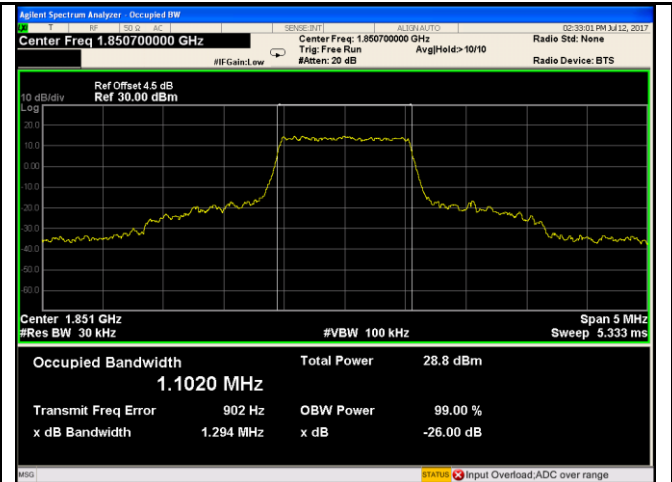
BW(MHz)	Channel	Frequency (MHz)	Modulation	99% Occupied Bandwidth (MHz)	26 dB Bandwidth (MHz)
5	23755	706.5	16QAM	4.5430	5.100
			QPSK	4.5400	5.095
5	23790	710	16QAM	4.5386	5.055
			QPSK	4.5361	5.068
5	23825	713.5	16QAM	4.5438	5.090
			QPSK	4.5419	5.078
10	23780	709	16QAM	9.0997	10.06
			QPSK	9.0977	10.11
10	23790	710	16QAM	9.1100	10.13
			QPSK	9.1331	10.15
10	23800	711	16QAM	9.0839	10.18
			QPSK	9.1084	10.21

Test Plots

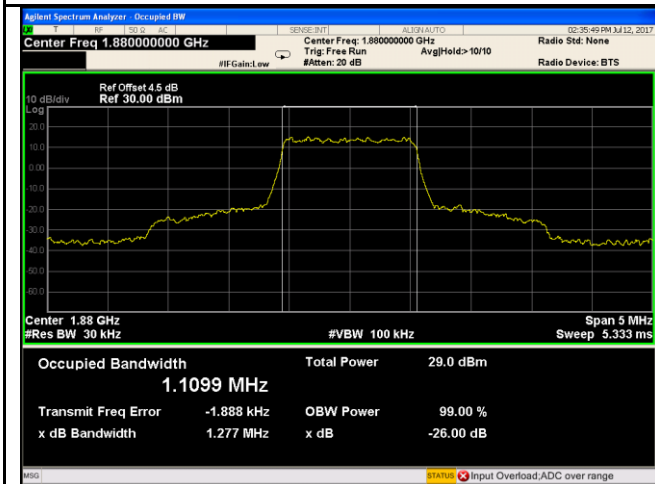
LTE Band II (Part 24E)



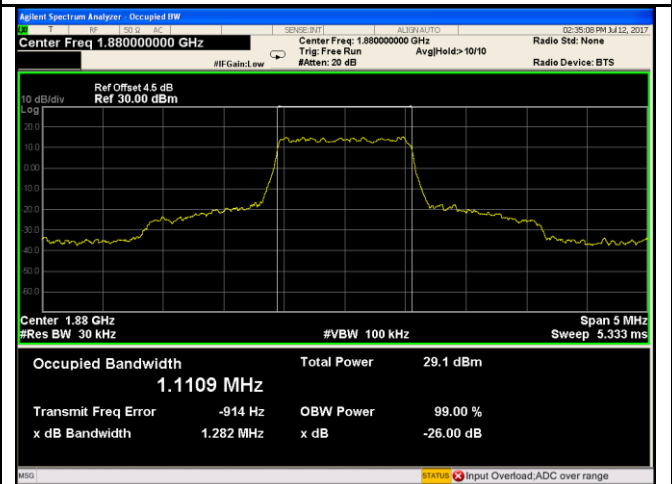
LTE Band II - Low CH QPSK-1.4



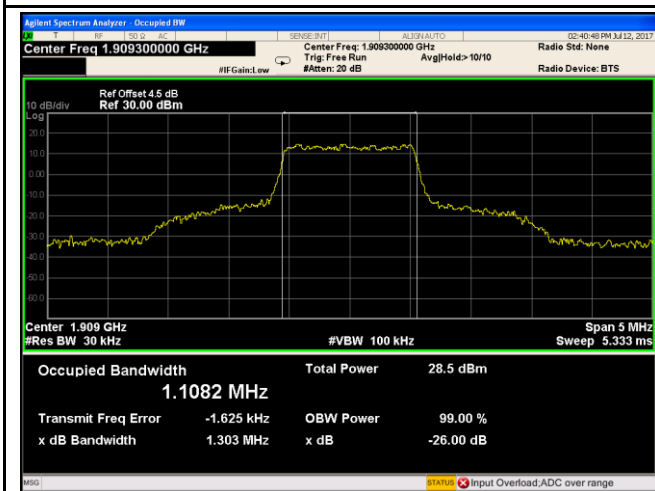
LTE Band II - Low CH 16QAM-1.4



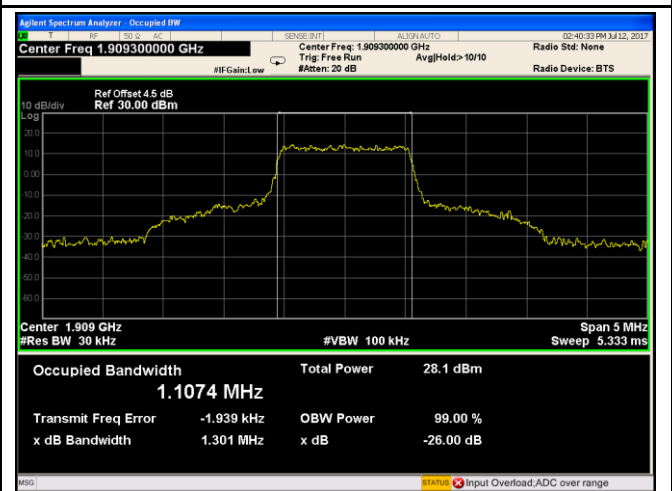
LTE Band II - Middle CH QPSK-1.4



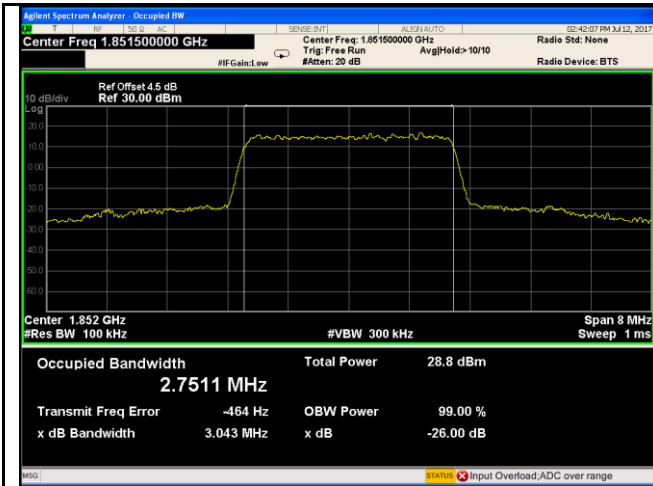
LTE Band II - Middle CH 16QAM-1.4



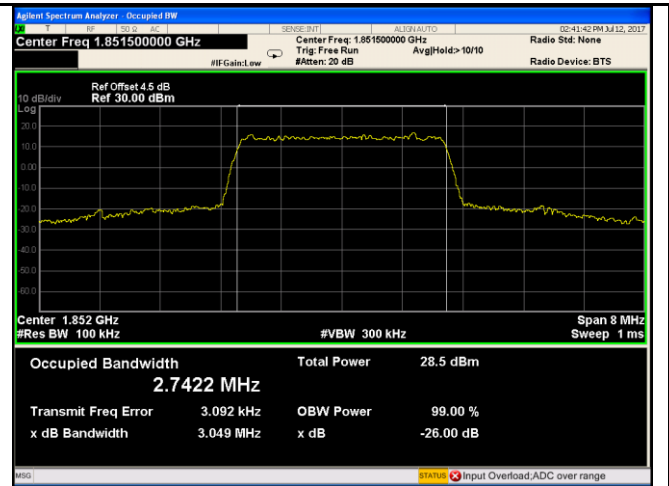
LTE Band II - High CH QPSK-1.4



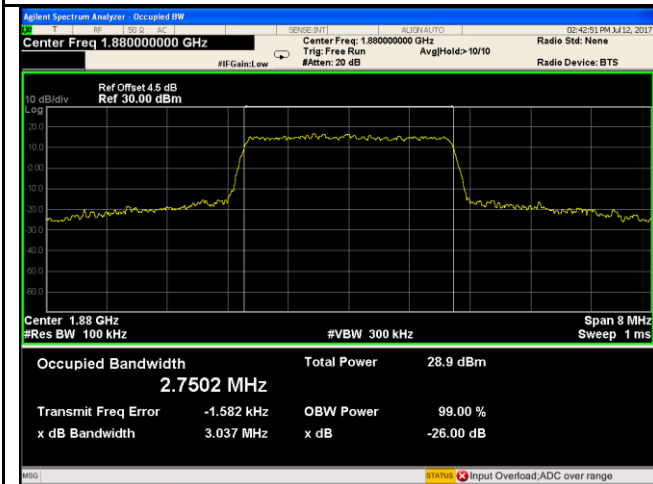
LTE Band II - High CH 16QAM-1.4



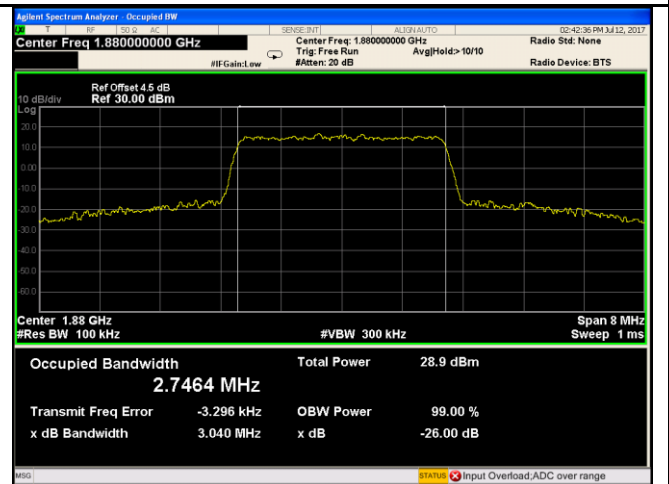
LTE Band II - Low CH QPSK-3



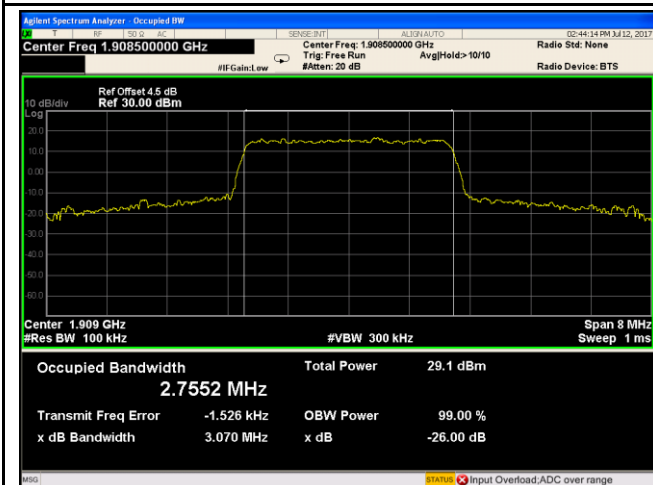
LTE Band II - Low CH 16QAM-3



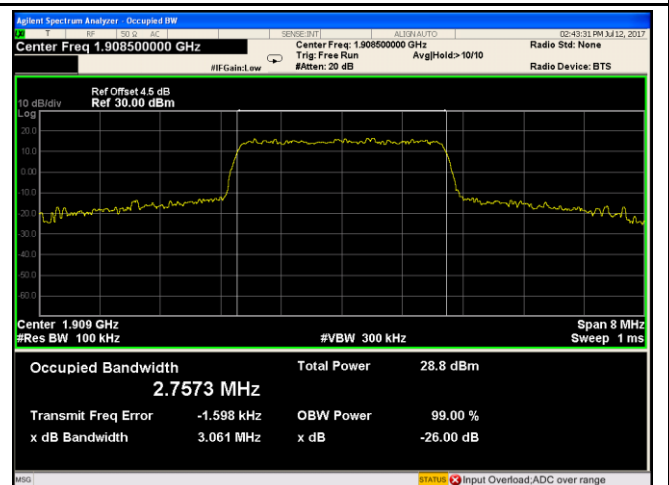
LTE Band II - Middle CH QPSK-3



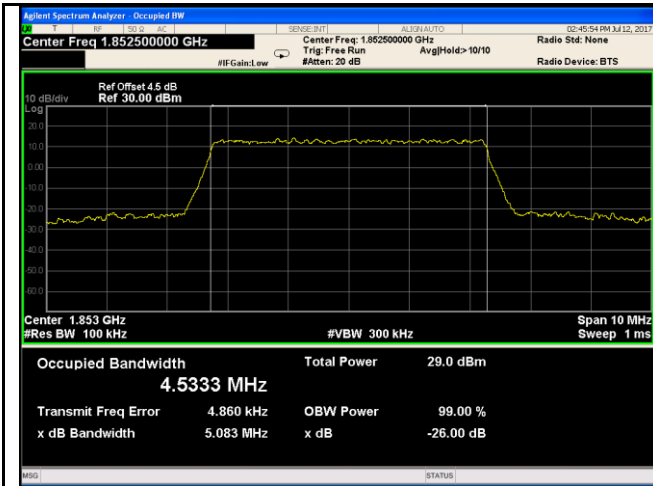
LTE Band II - Middle CH 16QAM-3



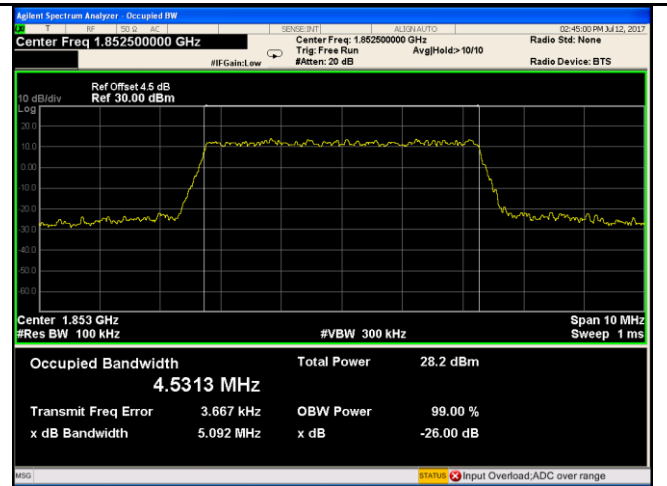
LTE Band II - High CH QPSK-3



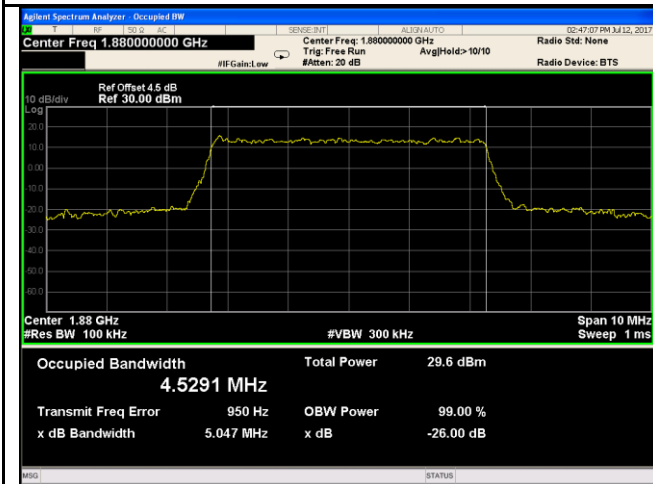
LTE Band II - High CH 16QAM-3



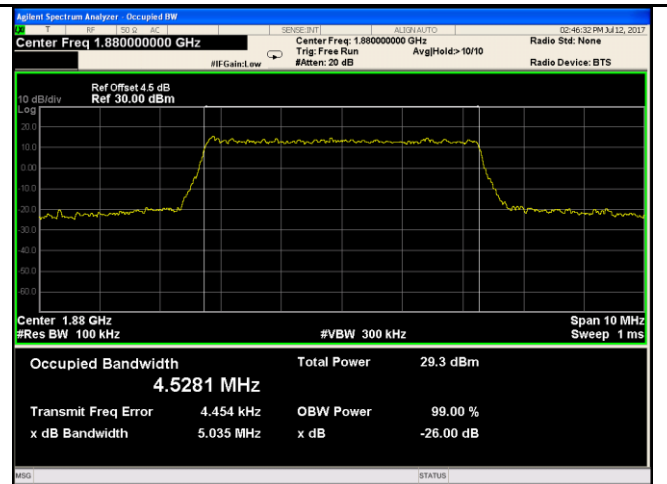
LTE Band II - Low CH QPSK-5



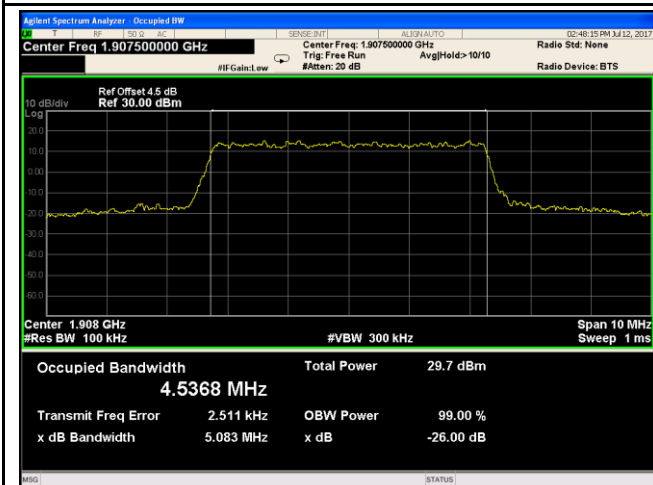
LTE Band II - Low CH 16QAM-5



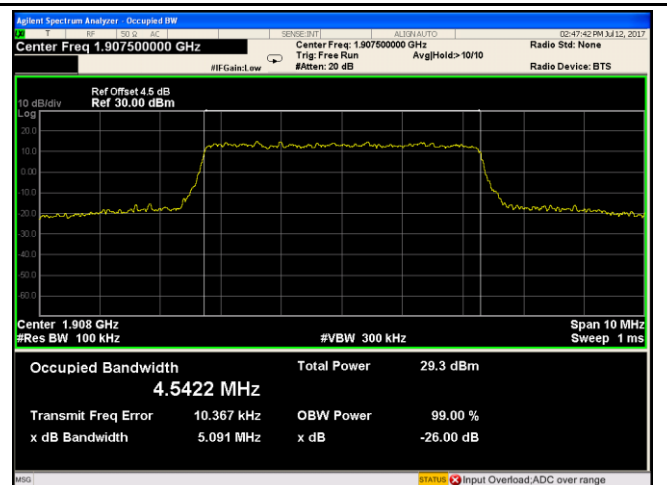
LTE Band II - Middle CH QPSK-5



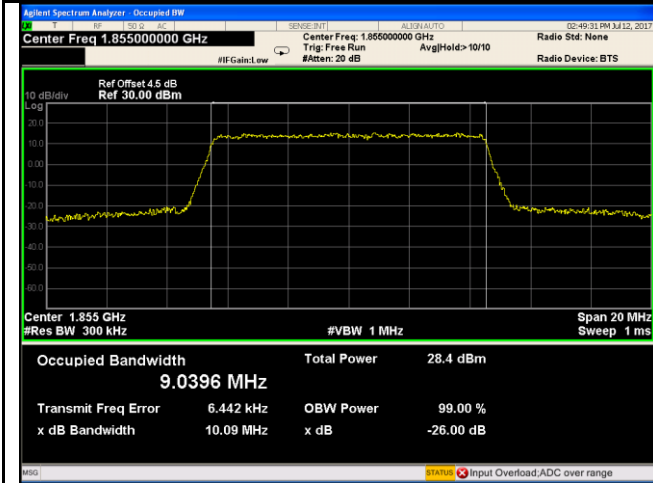
LTE Band II - Middle CH 16QAM-5



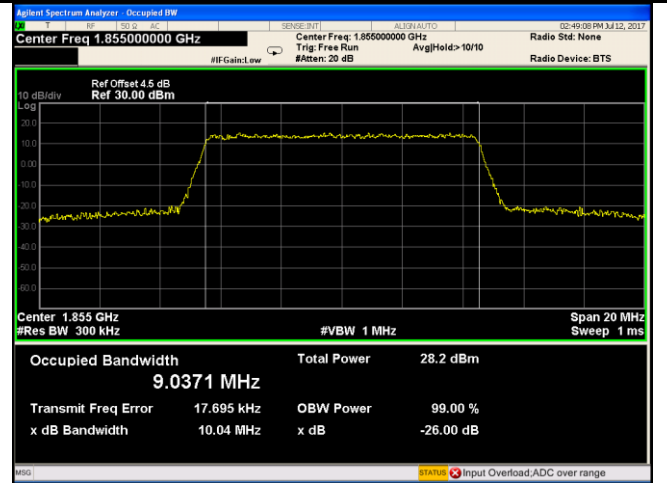
LTE Band II - High CH QPSK-5



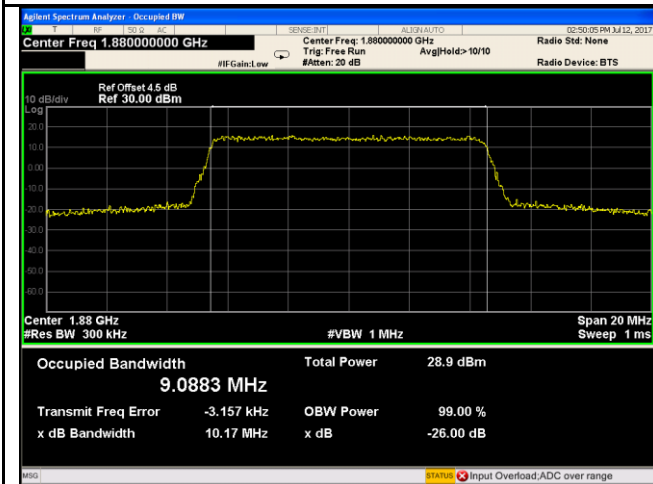
LTE Band II - High CH 16QAM-5



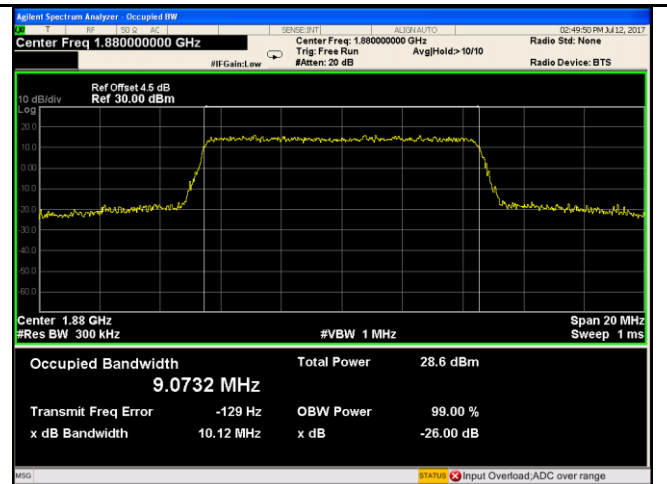
LTE Band II - Low CH QPSK-10



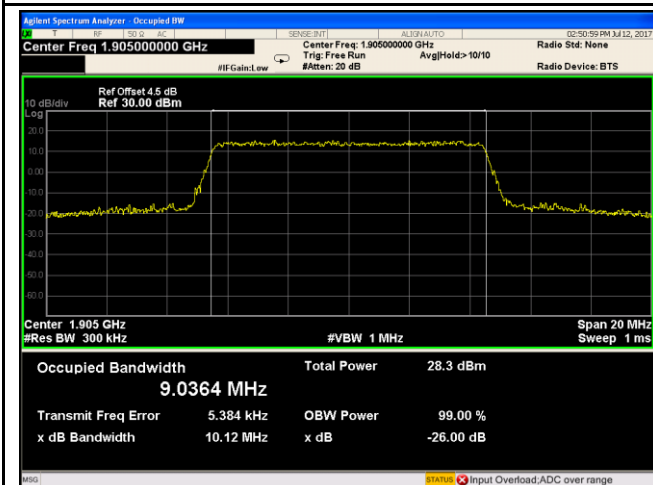
LTE Band II - Low CH 16QAM-10



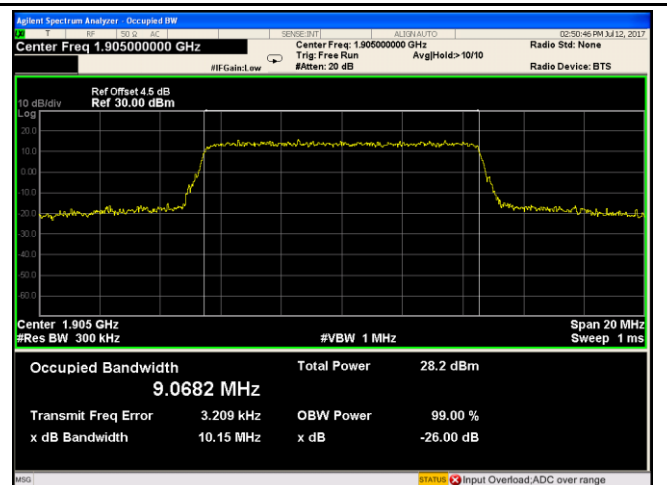
LTE Band II - Middle CH QPSK-10



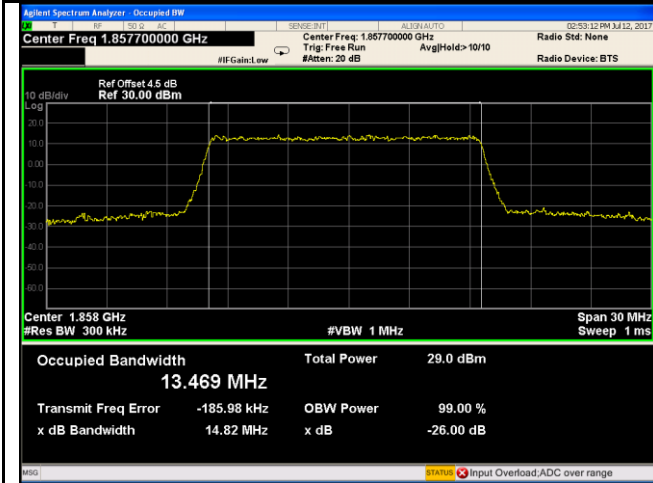
LTE Band II - Middle CH 16QAM-10



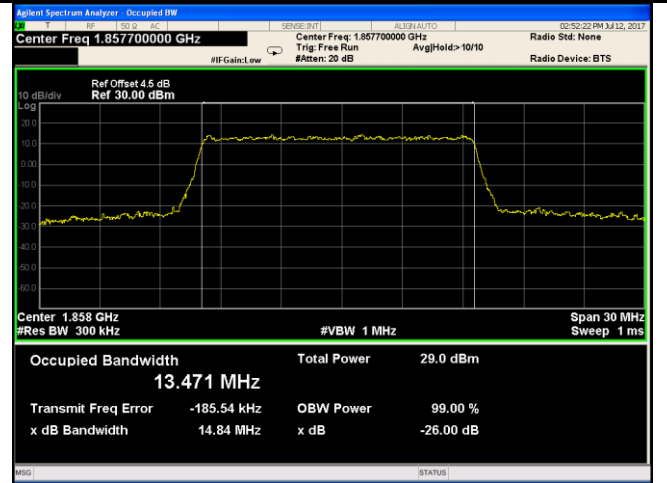
LTE Band II - High CH QPSK-10



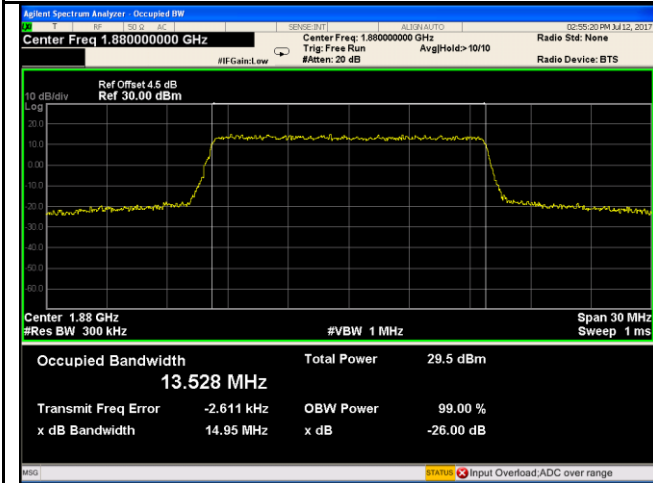
LTE Band II - High CH 16QAM-10



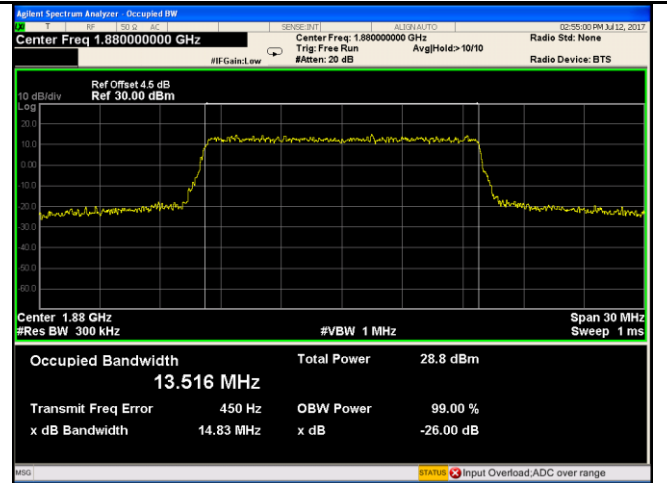
LTE Band II - Low CH QPSK-15



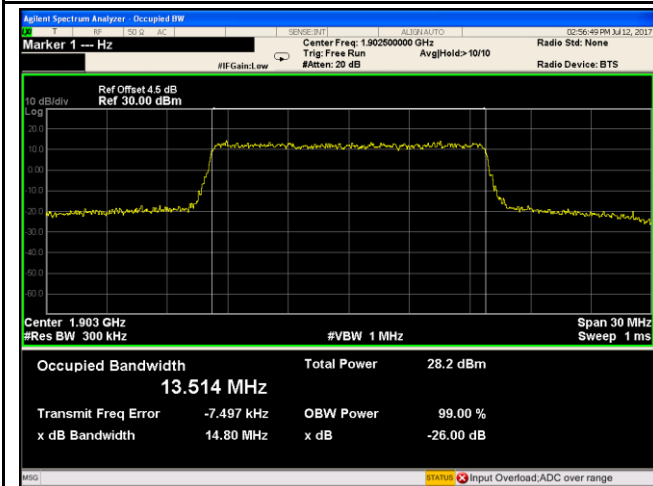
LTE Band II - Low CH 16QAM-15



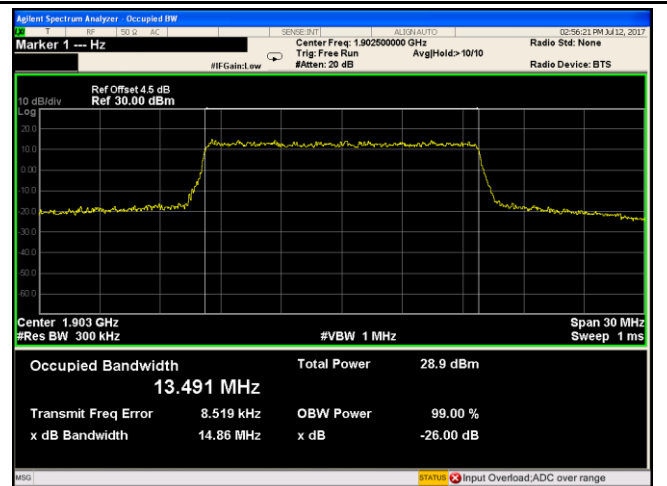
LTE Band II - Middle CH QPSK-15



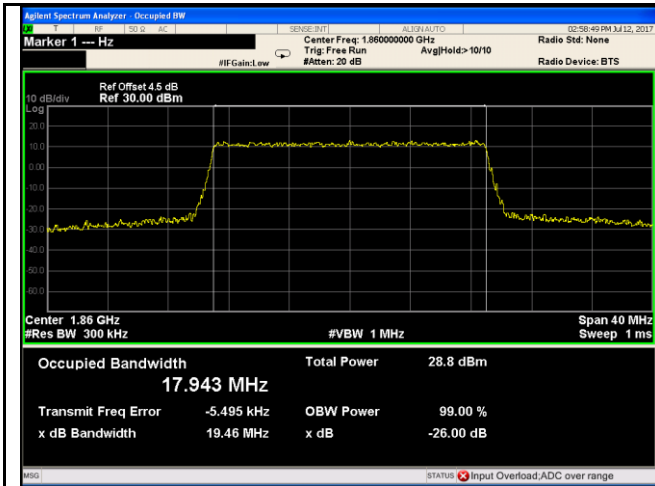
LTE Band II - Middle CH 16QAM-15



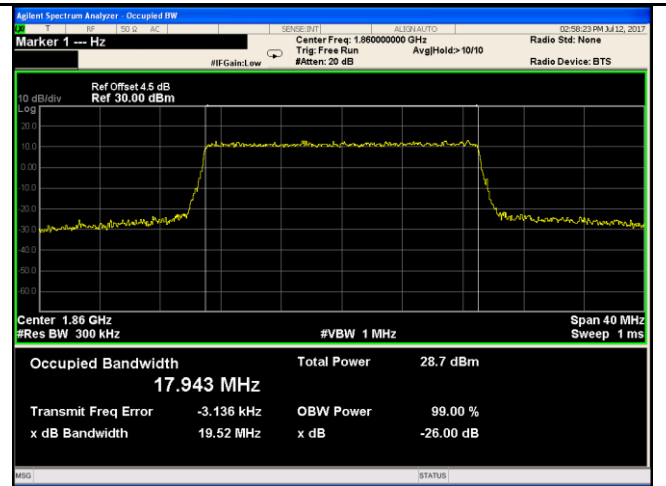
LTE Band II - High CH QPSK-15



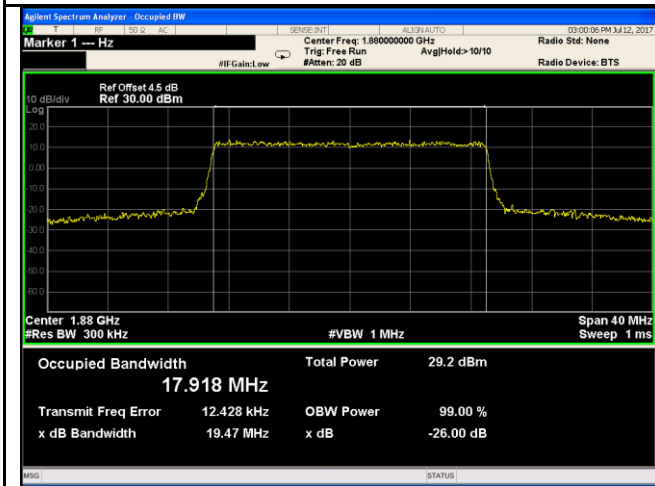
LTE Band II - High CH 16QAM-15



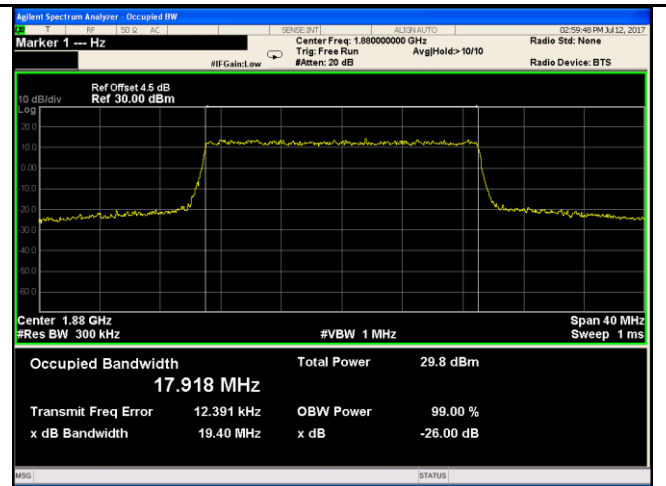
LTE Band II - Low CH QPSK-20



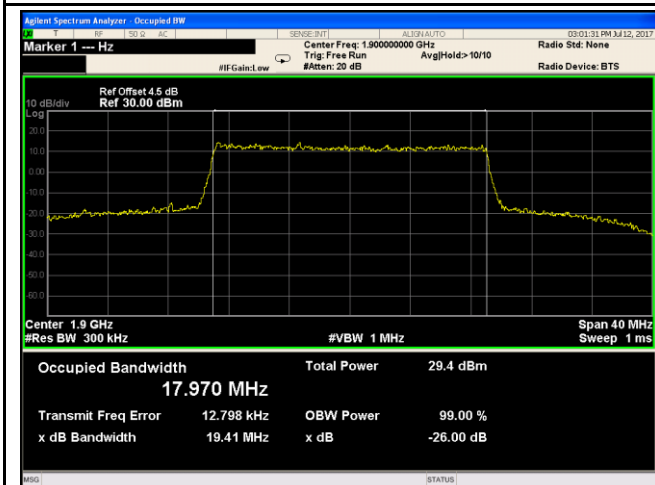
LTE Band II - Low CH 16QAM-20



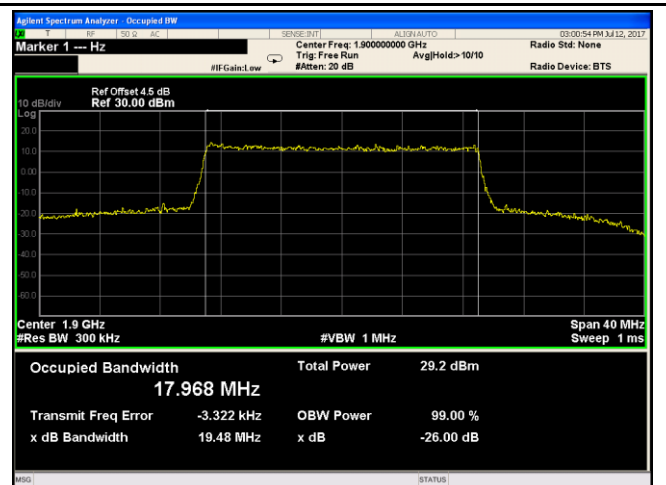
LTE Band II - Middle CH QPSK-20



LTE Band II - Middle CH 16QAM-20

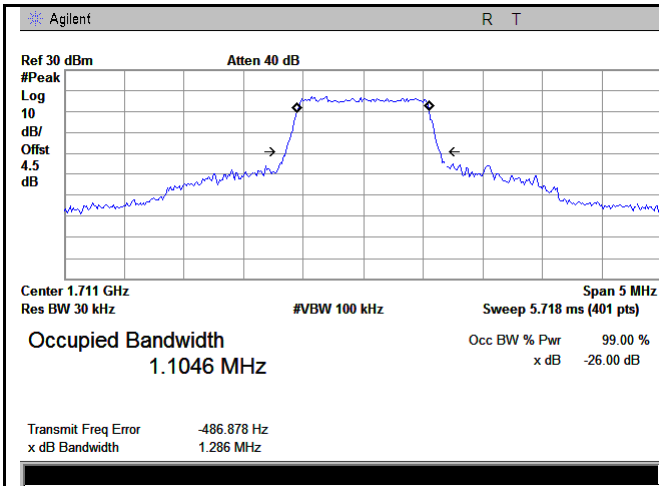


LTE Band II - High CH QPSK-20

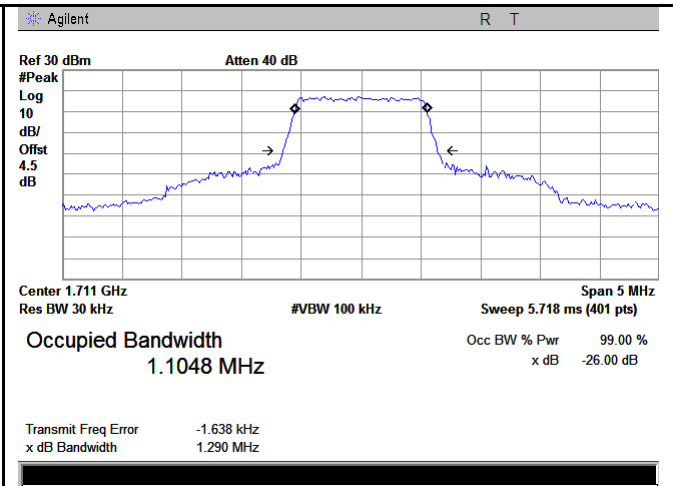


LTE Band II - High CH 16QAM-20

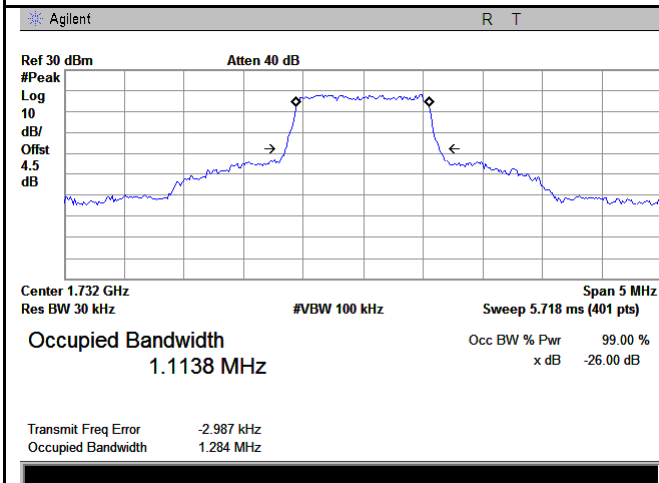
LTE Band IV (Part 27)



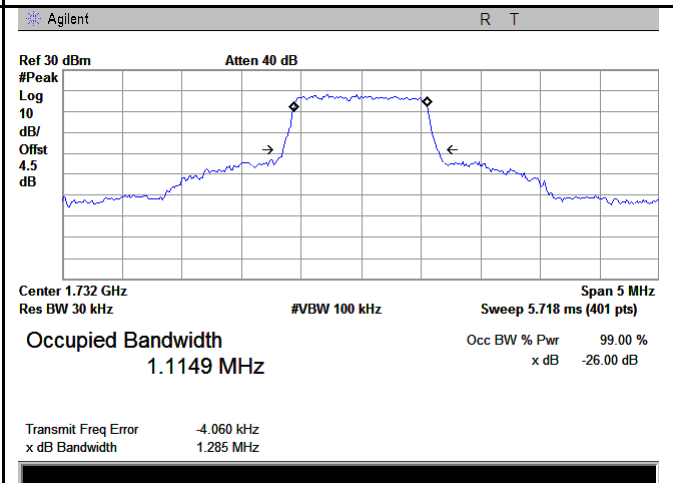
LTE Band IV - Low CH QPSK-1.4



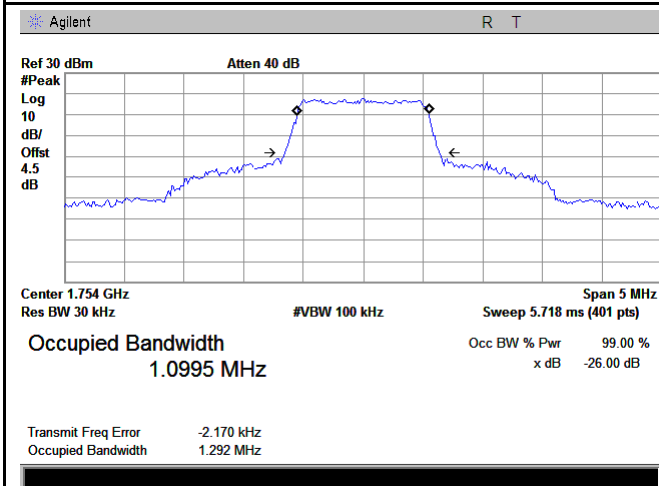
LTE Band IV - Low CH 16QAM-1.4



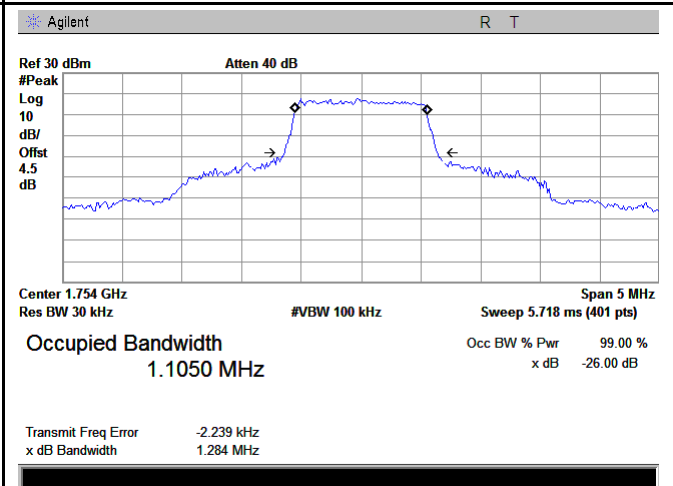
LTE Band IV - Middle CH QPSK-1.4



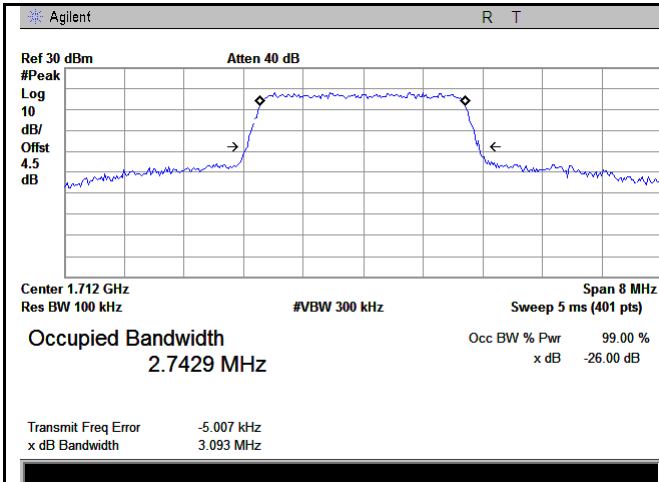
LTE Band IV - Middle CH 16QAM-1.4



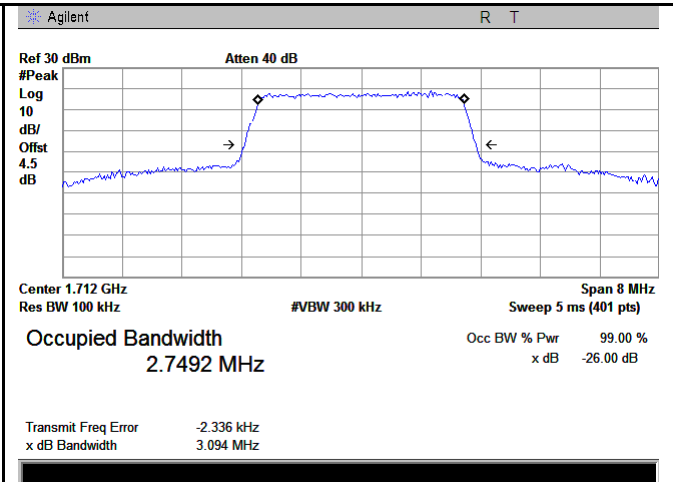
LTE Band IV - High CH QPSK-1.4



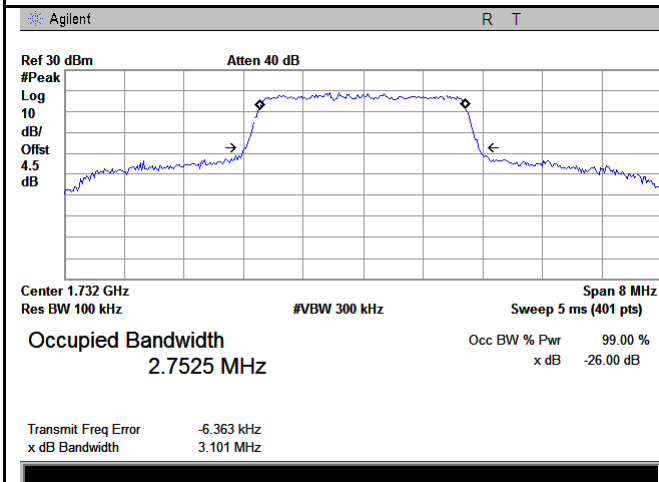
LTE Band IV - High CH 16QAM-1.4



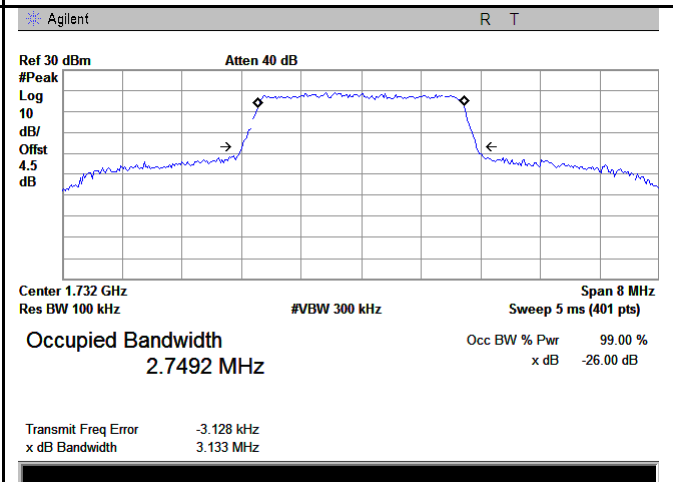
LTE Band IV - Low CH QPSK-3



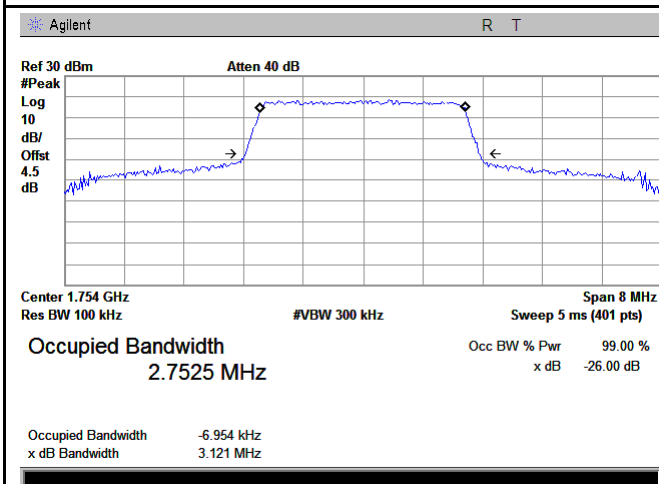
LTE Band IV - Low CH 16QAM-3



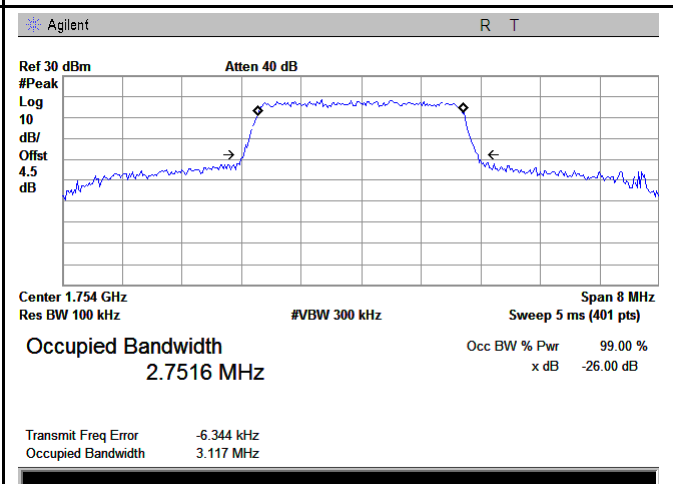
LTE Band IV - Middle CH QPSK-3



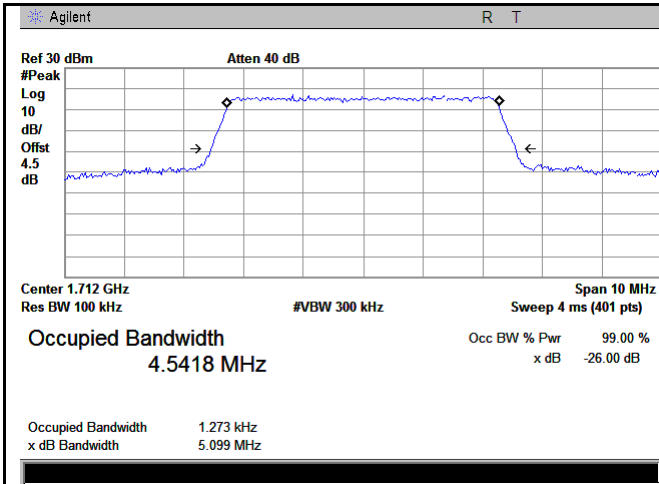
LTE Band IV - Middle CH 16QAM-3



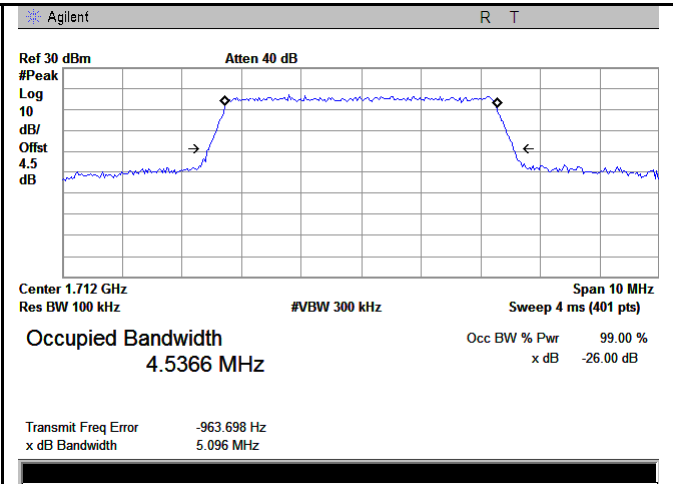
LTE Band IV - High CH QPSK-3



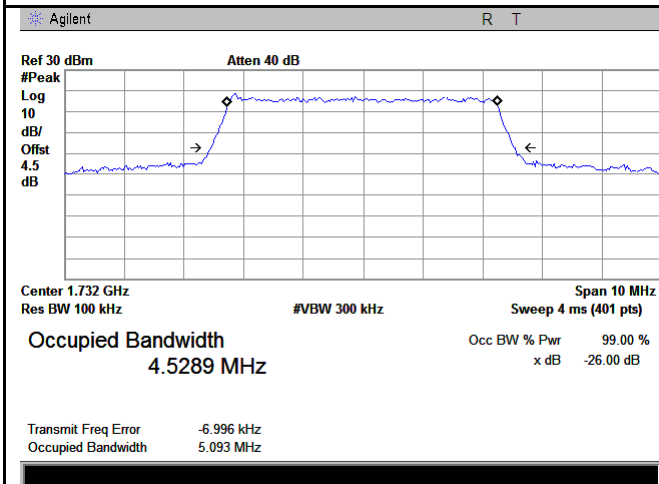
LTE Band IV - High CH 16QAM-3



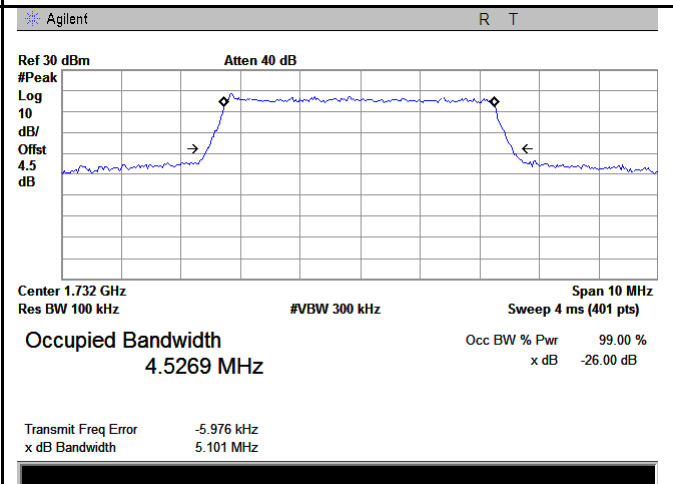
LTE Band IV - Low CH QPSK-5



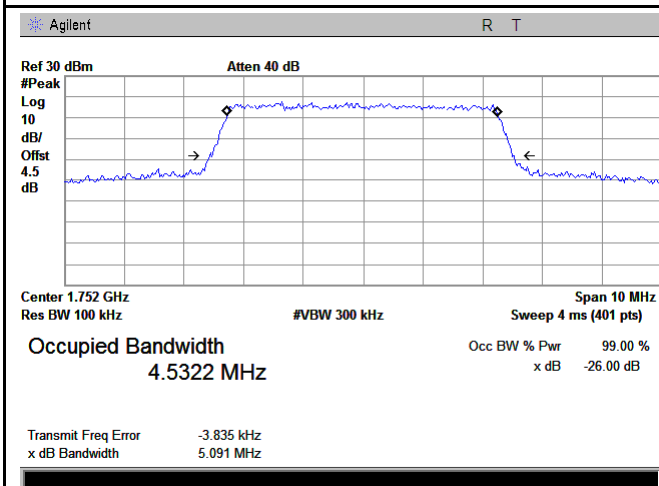
LTE Band IV - Low CH 16QAM-5



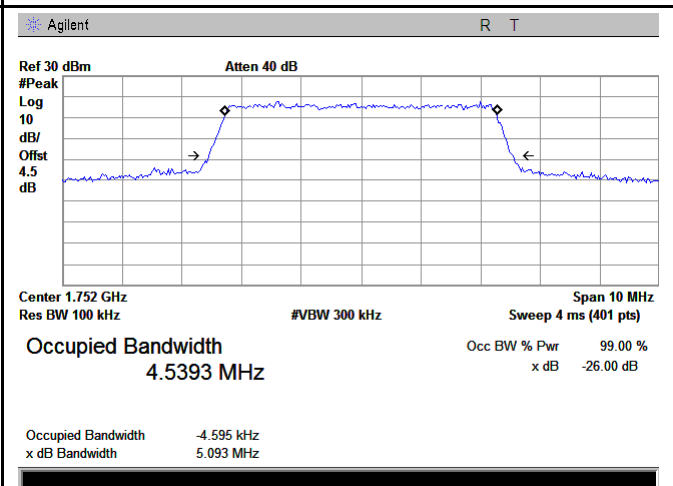
LTE Band IV - Middle CH QPSK-5



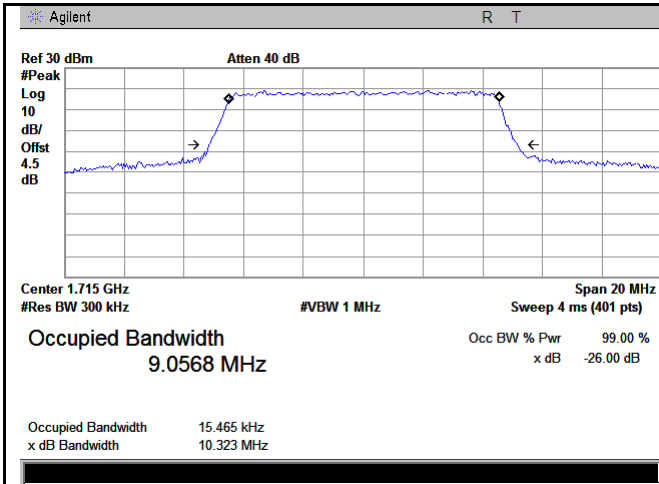
LTE Band IV - Middle CH 16QAM-5



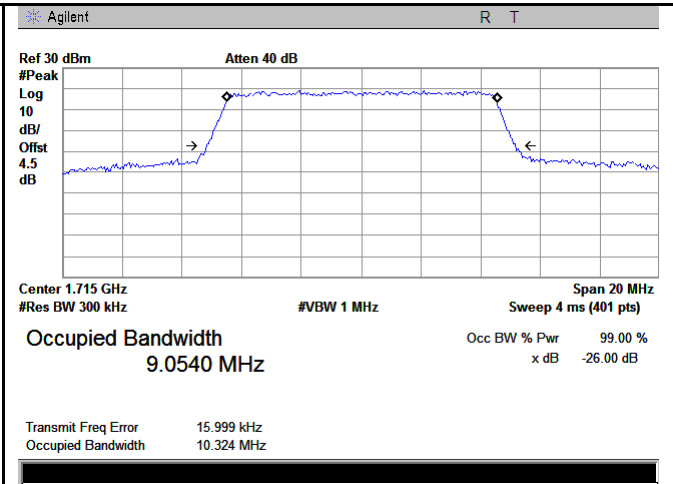
LTE Band IV - High CH QPSK-5



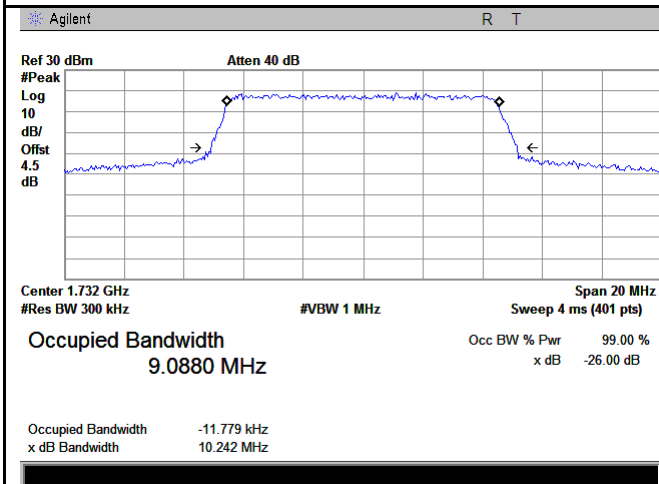
LTE Band IV - High CH 16QAM-5



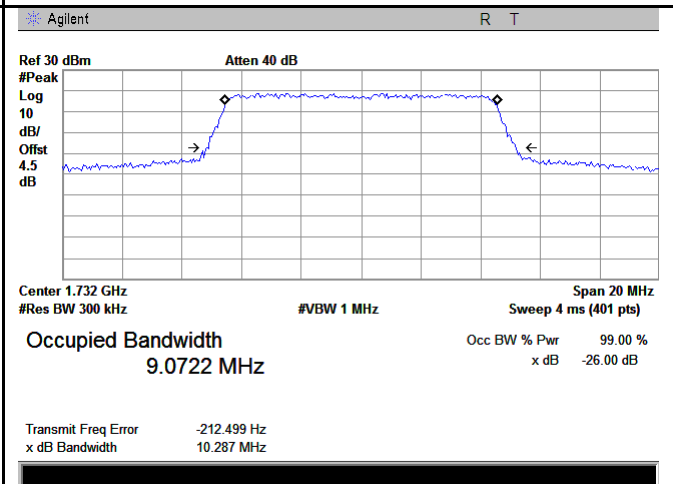
LTE Band IV - Low CH QPSK-10



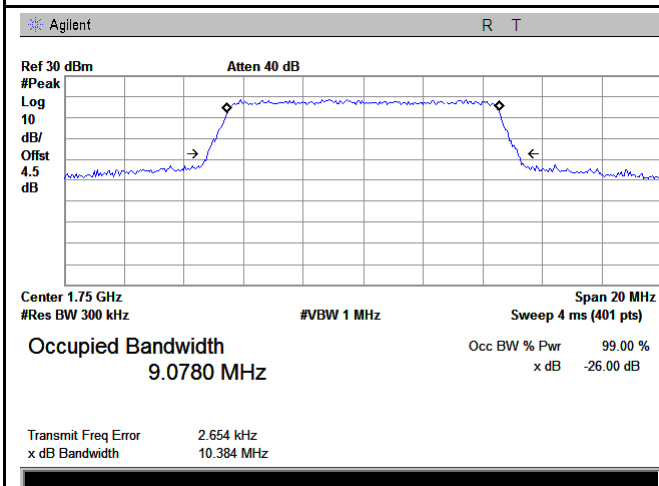
LTE Band IV - Low CH 16QAM-10



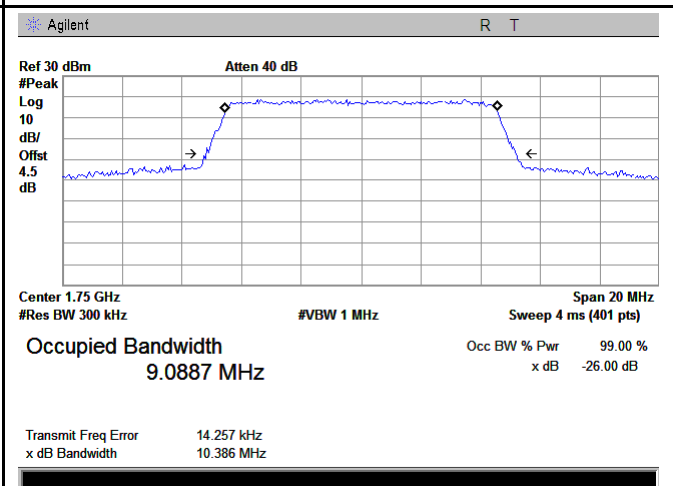
LTE Band IV - Middle CH QPSK-10



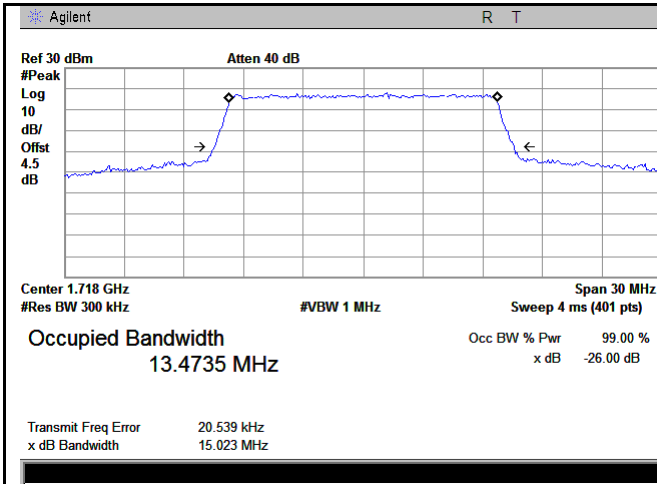
LTE Band IV - Middle CH 16QAM-10



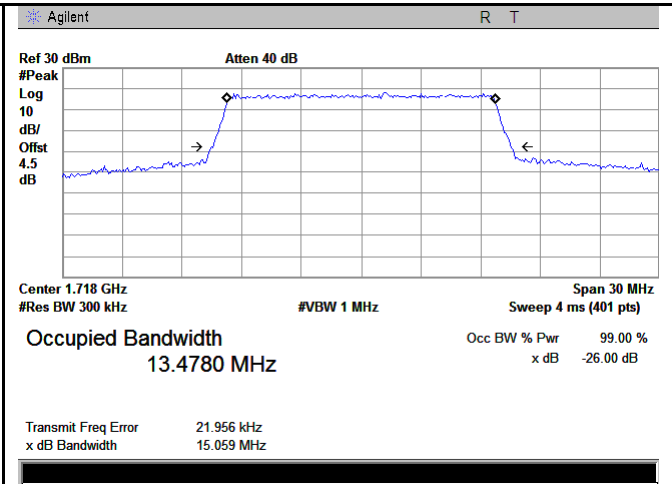
LTE Band IV - High CH QPSK-10



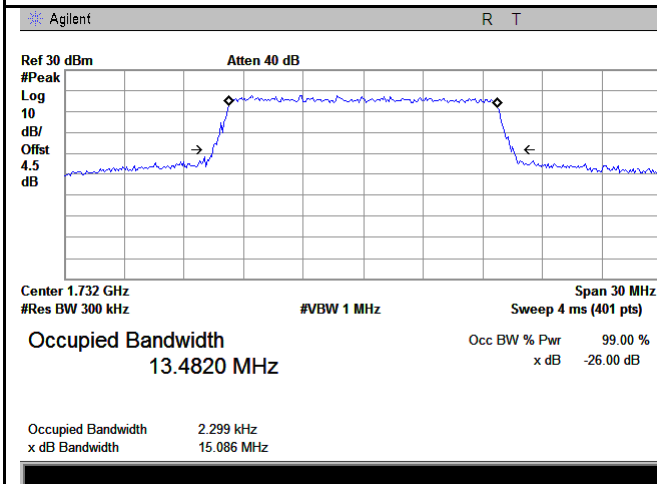
LTE Band IV - High CH 16QAM-10



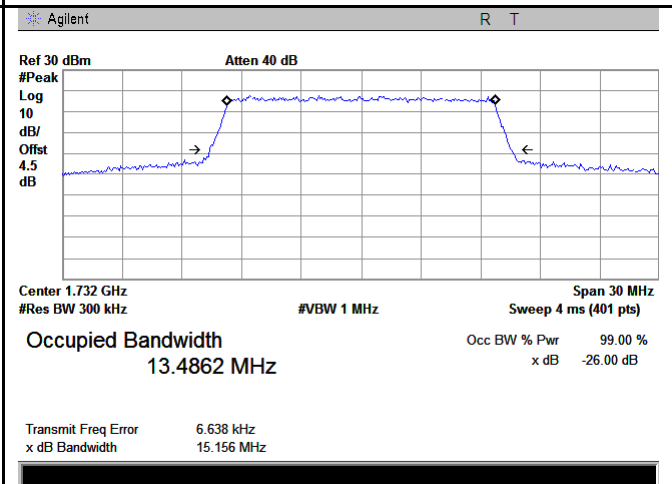
LTE Band IV - Low CH QPSK-15



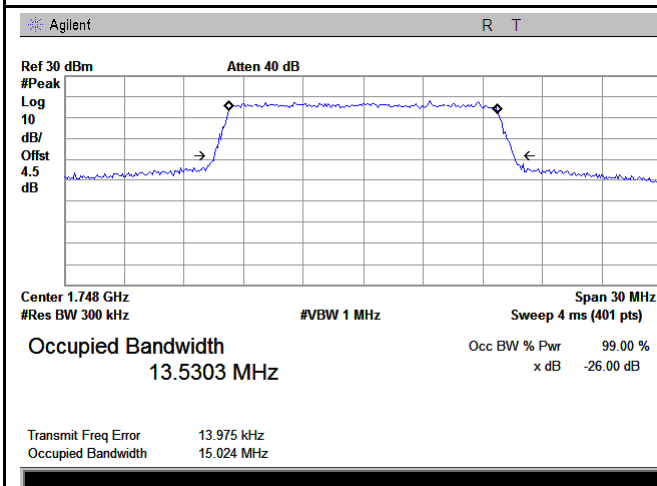
LTE Band IV - Low CH 16QAM-15



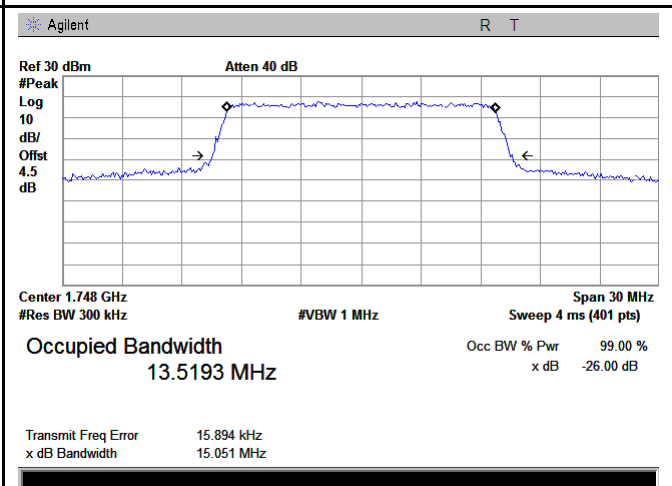
LTE Band IV - Middle CH QPSK-15



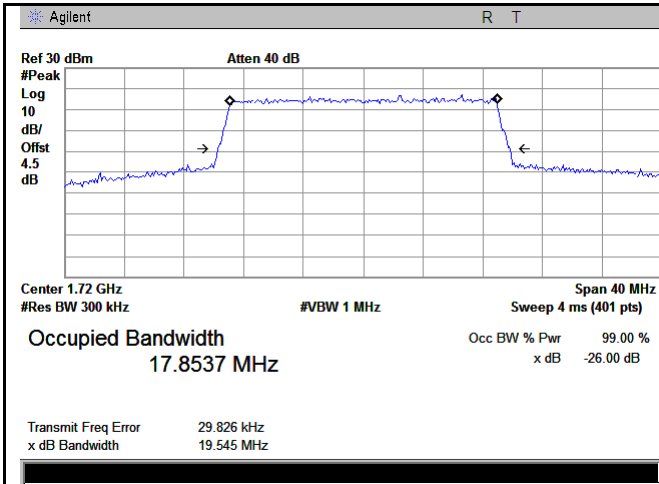
LTE Band IV - Middle CH 16QAM-15



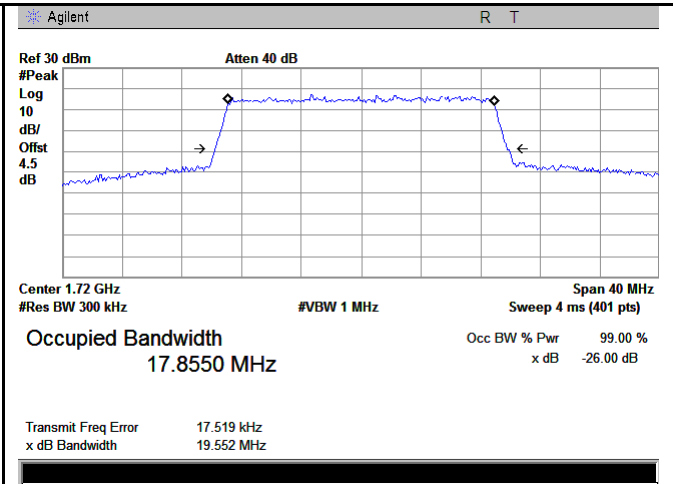
LTE Band IV - High CH QPSK-15



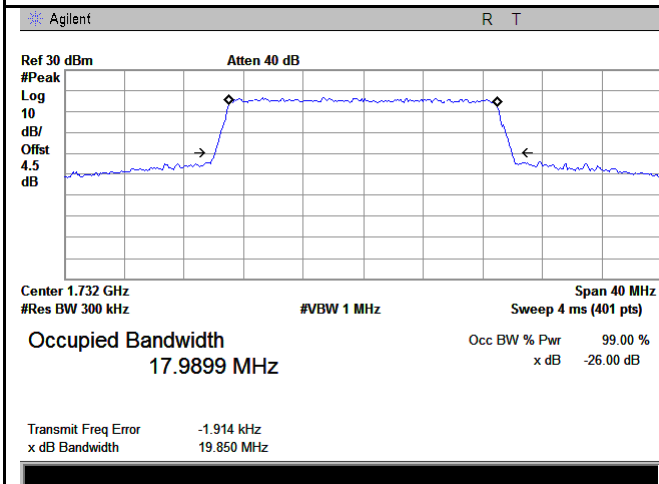
LTE Band IV - High CH 16QAM-15



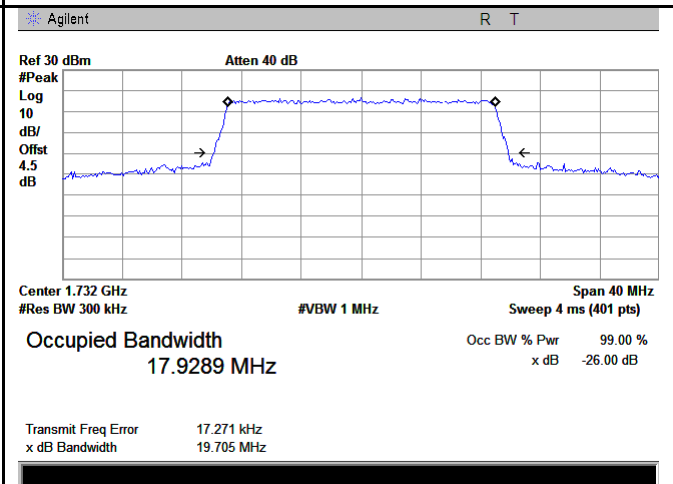
LTE Band IV - Low CH QPSK-20



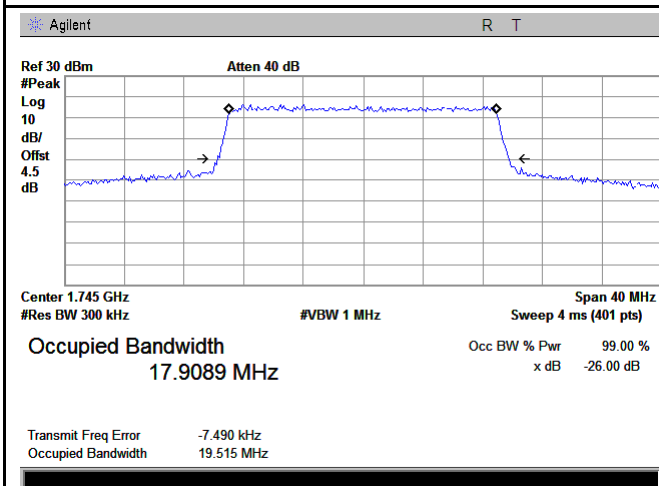
LTE Band IV - Low CH 16QAM-20



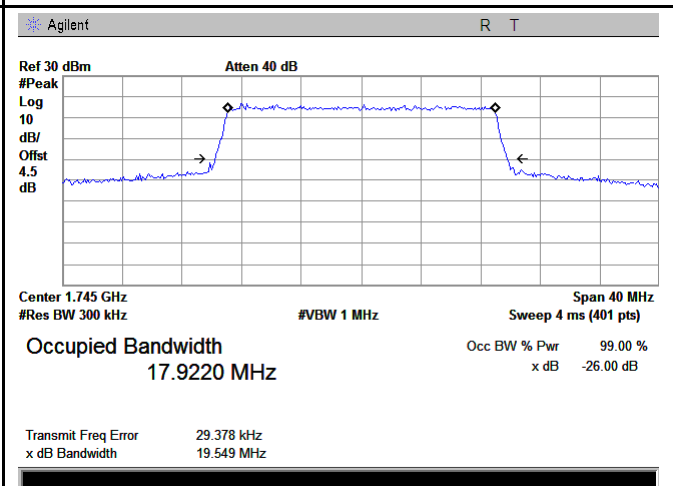
LTE Band IV - Middle CH QPSK-20



LTE Band IV - Middle CH 16QAM-20

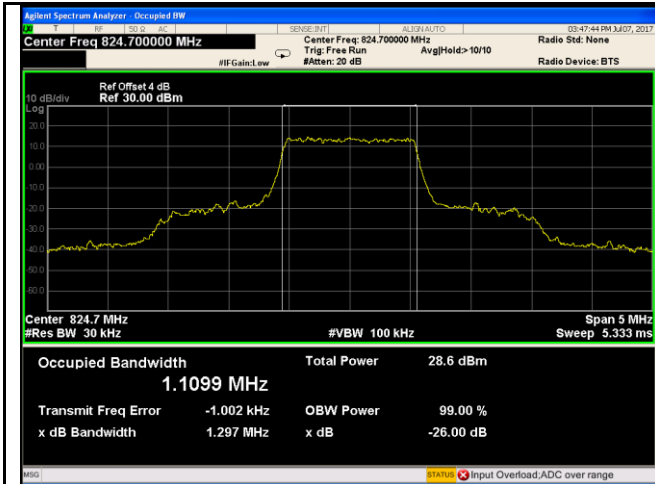


LTE Band IV - High CH QPSK-20

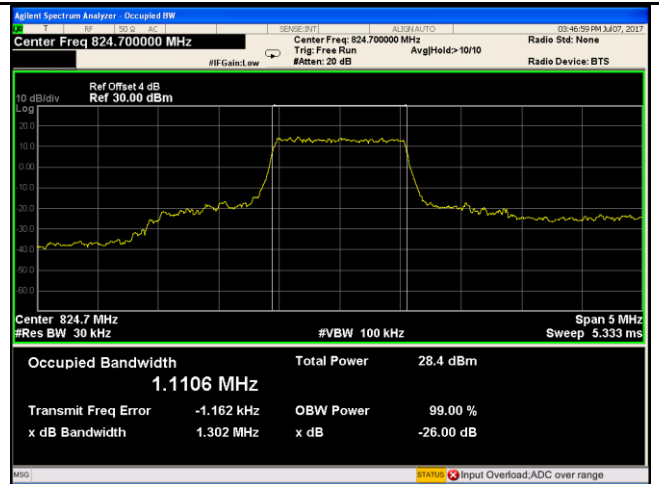


LTE Band IV - High CH 16QAM-20

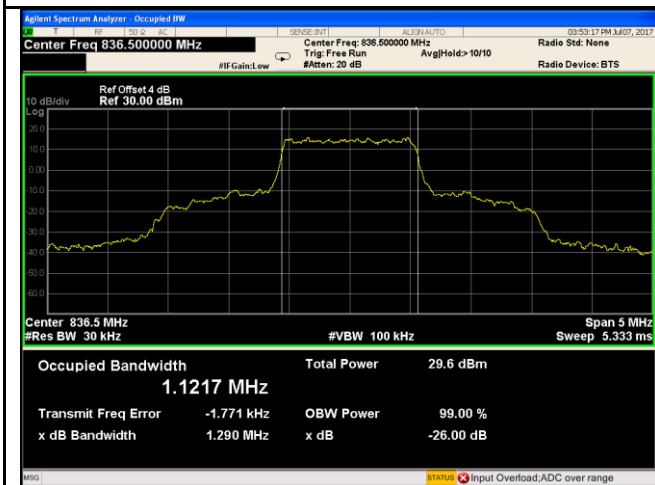
LTE Band V (Part 22H)



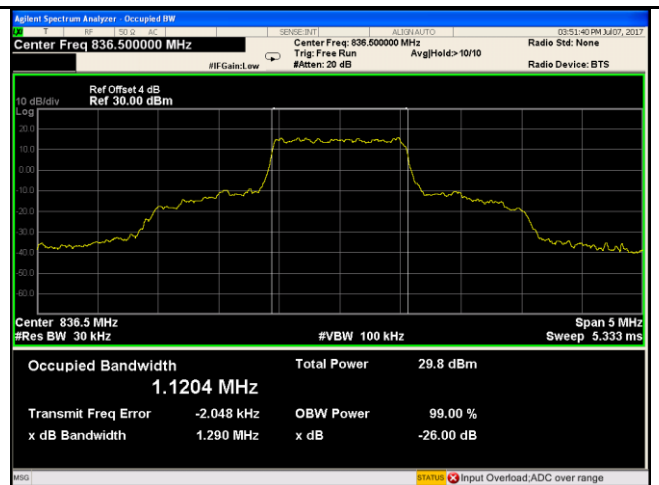
LTE Band V - Low CH QPSK-1.4



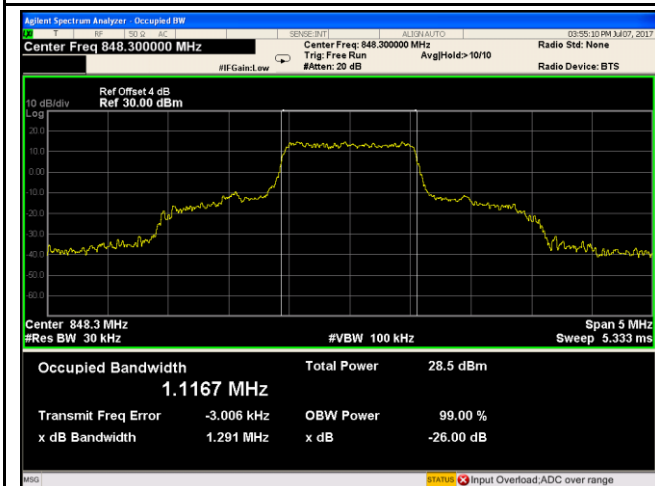
LTE Band V - Low CH 16QAM-1.4



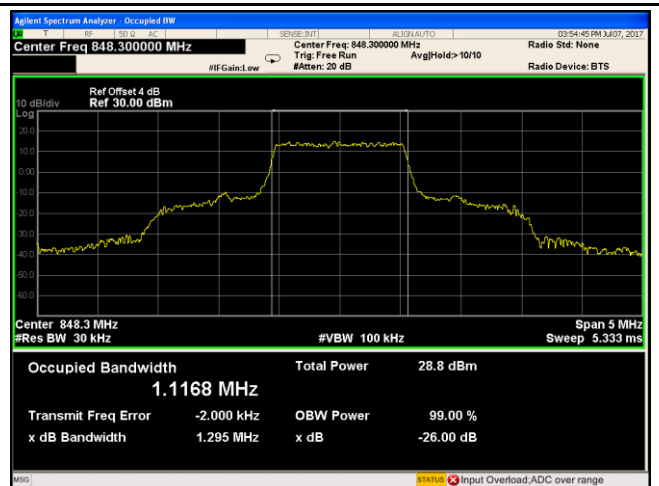
LTE Band V - Middle CH QPSK-1.4



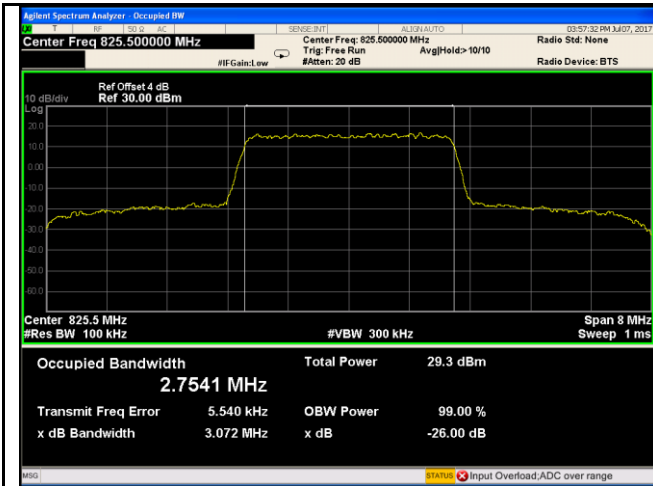
LTE Band V - Middle CH 16QAM-1.4



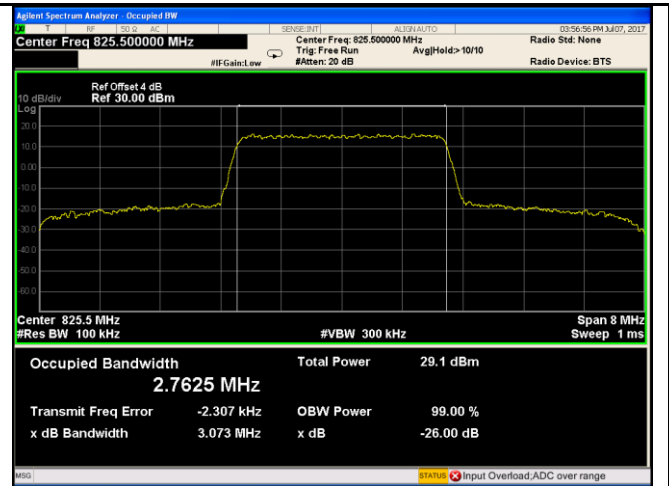
LTE Band V - High CH QPSK-1.4



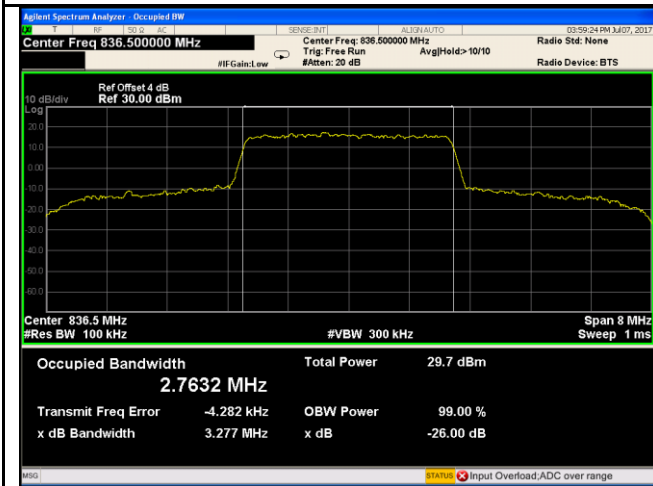
LTE Band V - High CH 16QAM-1.4



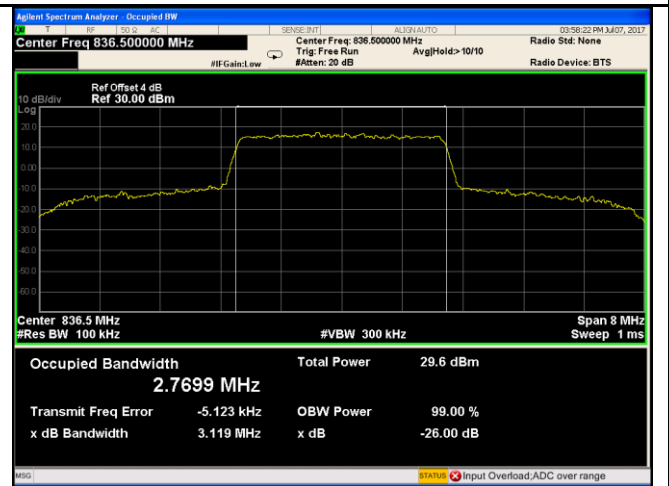
LTE Band V - Low CH QPSK-3



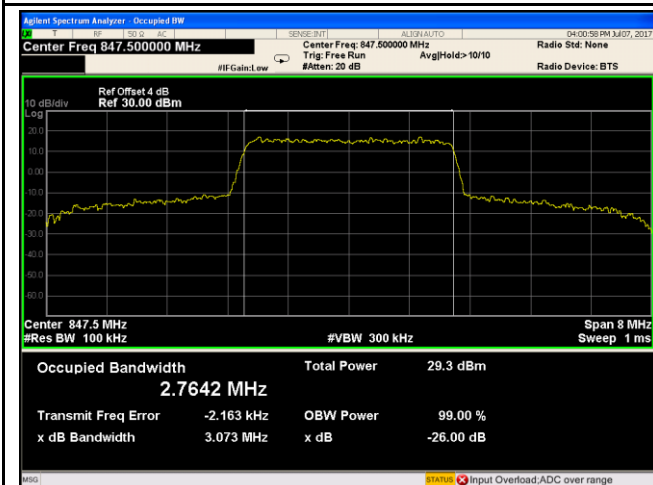
LTE Band V - Low CH 16QAM-3



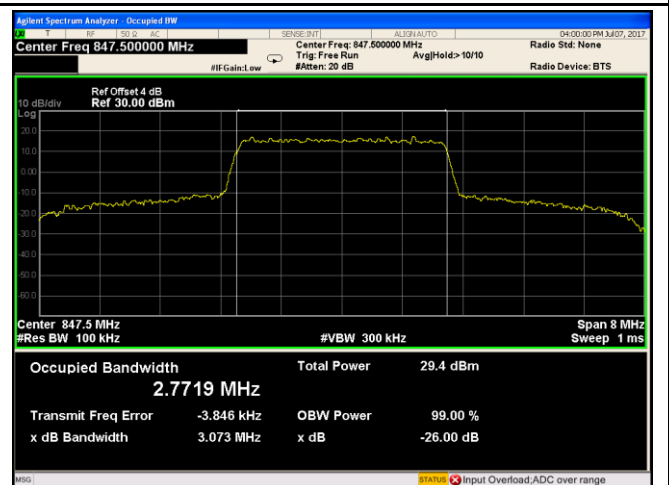
LTE Band V - Middle CH QPSK-3



LTE Band V - Middle CH 16QAM-3



LTE Band V - High CH QPSK-3



LTE Band V - High CH 16QAM-3