
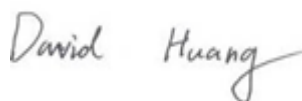



RF EXPOSURE REPORT



Report No.: 17070445-FCC-H2

Supersede Report No.: N/A

Applicant	Telecell Mobile (H.K) Ltd.	
Product Name	Mobile Phone	
Model No.	ATRIUM II F55L2	
Serial No.	N/A	
Test Standard	FCC 2.1093:2016	
Test Date	June 16 to August 09, 2017	
Issue Date	August 10, 2017	
Test Result	<input checked="" type="checkbox"/> Pass <input type="checkbox"/> Fail	
Equipment complied with the specification	<input checked="" type="checkbox"/>	
Equipment did not comply with the specification	<input type="checkbox"/>	
		
Loren Luo Test Engineer	David Huang Checked By	
<p>This test report may be reproduced in full only Test result presented in this test report is applicable to the tested sample only</p>		

Issued by:

SIEMIC (SHENZHEN-CHINA) LABORATORIES

Zone A, Floor 1, Building 2 Wan Ye Long Technology Park

South Side of Zhoushi Road, Bao' an District, Shenzhen, Guangdong China 518108

Phone: +86 0755 2601 4629801 Email: China@siemic.com.cn

Laboratories Introduction

SIEMIC, headquartered in the heart of Silicon Valley, with superior facilities in US and Asia, is one of the leading independent testing and certification facilities providing customers with one-stop shop services for Compliance Testing and Global Certifications.



In addition to testing and certification, SIEMIC provides initial design reviews and compliance management throughout a project. Our extensive experience with China, Asia Pacific, North America, European, and International compliance requirements, assures the fastest, most cost effective way to attain regulatory compliance for the global markets.

Accreditations for Conformity Assessment

Country/Region	Scope
USA	EMC, RF/Wireless, SAR, Telecom
Canada	EMC, RF/Wireless, SAR, Telecom
Taiwan	EMC, RF, Telecom, SAR, Safety
Hong Kong	RF/Wireless, SAR, Telecom
Australia	EMC, RF, Telecom, SAR, Safety
Korea	EMI, EMS, RF, SAR, Telecom, Safety
Japan	EMI, RF/Wireless, SAR, Telecom
Singapore	EMC, RF, SAR, Telecom
Europe	EMC, RF, SAR, Telecom, Safety

Test Report	17070445-FCC-H2
Page	3 of 11

This page has been left blank intentionally.

CONTENTS

1. REPORT REVISION HISTORY	5
2. CUSTOMER INFORMATION.....	5
3. TEST SITE INFORMATION	5
4. EQUIPMENT UNDER TEST (EUT) INFORMATION	6
5. FCC §2.1093 - RADIOFREQUENCY RADIATION EXPOSURE EVALUATION: PORTABLE DEVICES.	9
5.1 RF EXPOSURE.....	9
5.2 TEST RESULT	10

1. Report Revision History

Report No.	Report Version	Description	Issue Date
17070445-FCC-H2	NONE	Original	August 10, 2017

2. Customer information

Applicant Name	Telecell Mobile (H.K) Ltd.
Applicant Add	RM 801 Metro Ctr II, 21 Lam Hing Street,Kln Bay,Hong Kong
Manufacturer	Telecell Mobile (H.K) Ltd.
Manufacturer Add	RM 801 Metro Ctr II, 21 Lam Hing Street,Kln Bay,Hong Kong

3. Test site information

Lab performing tests	SIEMIC (Shenzhen-China) LABORATORIES
Lab Address	Zone A, Floor 1, Building 2 Wan Ye Long Technology Park South Side of Zhoushi Road, Bao' an District, Shenzhen, Guangdong China 518108
FCC Test Site No.	535293
IC Test Site No.	4842E-1
Test Software	Radiated Emission Program-To Shenzhen v2.0

4. Equipment under Test (EUT) Information

Description of EUT:	Mobile Phone
Main Model:	ATRIUM II F55L2
Serial Model:	N/A
Date EUT received:	June 15, 2017
Test Date(s):	June 16 to August 09, 2017
Antenna Gain:	GSM850: -1.31dBi PCS1900: -0.35dBi UMTS-FDD Band V: -1.31dBi UMTS-FDD Band IV: -0.53dBi UMTS-FDD Band II: -0.35dBi LTE Band II: -0.82dBi LTE Band IV: -0.24dBi LTE Band V: -1.31dBi LTE Band VII: 0.62dBi LTE Band XII: -1.68dBi LTE Band XVII: -1.68dBi WIFI: -0.49dBi Bluetooth/BLE:-0.49dBi GPS: -0.94dBi
Antenna Type:	PIFA antenna
Type of Modulation:	GSM / GPRS: GMSK EGPRS: GMSK,8PSK UMTS-FDD: QPSK LTE Band: QPSK, 16QAM 802.11b/g/n: DSSS, OFDM Bluetooth: GFSK, π /4DQPSK, 8DPSK BLE: GFSK GPS:BPSK

RF Operating Frequency (ies):

GSM850 TX: 824.2 ~ 848.8 MHz; RX: 869.2 ~ 893.8 MHz
 PCS1900 TX: 1850.2 ~ 1909.8 MHz; RX: 1930.2 ~ 1989.8 MHz
 UMTS-FDD Band V TX: 826.4 ~ 846.6 MHz; RX: 871.4 ~ 891.6 MHz
 UMTS-FDD Band IV TX: 1712.4 ~ 1752.6 MHz;
 RX : 2112.4 ~ 2152.6 MHz
 UMTS-FDD Band II TX: 1852.4 ~ 1907.6 MHz;
 RX: 1932.4 ~ 1987.6 MHz
 LTE Band II TX: 1850.7 ~ 1909.3MHz; RX : 1930.7 ~ 1989.3 MHz
 LTE Band IV TX: 1710.7 ~ 1754.3 MHz; RX : 2110.7~ 2154.3 MHz
 LTE Band V TX: 824.7~ 848.3 MHz; RX : 869.7 ~ 893.3MHz
 LTE Band VII TX: 2502.5 ~ 2567.5 MHz; RX : 2622.5 ~ 2687.5 MHz
 LTE Band XII TX: 699.7 ~ 715.3 MHz; RX : 729.7~ 745.3MHz
 LTE Band XVII TX: 706.5 ~ 713.5 MHz; RX : 736.5 ~ 743.5 MHz
 WIFI: 802.11b/g/n(20M): 2412-2462 MHz
 WIFI: 802.11n(40M): 2422-2452 MHz
 Bluetooth& BLE: 2402-2480 MHz
 GPS: 1575.42 MHz

Number of Channels:

GSM 850: 124CH
 PCS1900: 299CH
 UMTS-FDD Band V: 102CH
 UMTS-FDD Band IV: 202CH
 UMTS-FDD Band II: 277CH
 WIFI :802.11b/g/n(20M): 11CH
 WIFI :802.11n(40M): 7CH
 Bluetooth: 79CH
 BLE: 40CH
 GPS:1CH

Port: USB Port, Earphone Port

Adapter:
 Model: TPA-46B050100UU
 Input: AC100-240V~50/60Hz,0.2A
 Input Power: Output: DC 5.0V,1000mA
 Battery:
 Spec: 3.8V

Trade Name : FIGO

GPRS/EGPRS Multi-slot class 8/10/12

Test Report	17070445-FCC-H2
Page	8 of 11

FCC ID:

2ADX3F55L2

5. FCC §2.1093 - Radiofrequency radiation exposure evaluation: portable devices.

5.1 RF Exposure

Standard Requirement:

According to §15.247 (i) and §1.1307(b)(1), systems operating under the provisions of this section shall be operated in a manner that ensures that the public is not exposed to radio frequency energy level in excess of the Commission' s guidelines.

The 1-g and 10-g SAR test exclusion thresholds for 100 MHz to 6 GHz at *test separation distances* ≤ 50 mm are determined by:

$[(\text{max. power of channel, including tune-up tolerance, mW}) / (\text{min. test separation distance, mm})] \cdot [\sqrt{f_{(\text{GHz})}}] \leq 3.0$ for 1-g SAR and ≤ 7.5 for 10-g extremity SAR,¹⁶ where

- $f_{(\text{GHz})}$ is the RF channel transmit frequency in GHz
- Power and distance are rounded to the nearest mW and mm before calculation¹⁷
- The result is rounded to one decimal place for comparison

The test exclusions are applicable only when the minimum *test separation distance* is ≤ 50 mm and for transmission frequencies between 100 MHz and 6 GHz. When the minimum *test separation distance* is < 5 mm, a distance of 5 mm is applied to determine SAR test exclusion.

Routine SAR evaluation refers to that specifically required by § 2.1093, using measurements or computer simulation. When routine SAR evaluation is not required, portable transmitters with output power greater than the applicable low threshold require SAR evaluation to qualify for TCB approval.

$$\text{result} = P \sqrt{F} / D$$

P= Maximum turn-up power in mW

F= Channel frequency in GHz

D= Minimum test separation distance in mm

5.2 Test Result

Bluetooth Mode:

Modulation	CH	Frequency (MHz)	Conducted Power (dBm)	Tune Up Power (dBm)	Max Tune Up Power (dBm)	Max Tune Up Power (mW)	Result	Limit
GFSK	Low	2402	-1.881	-1±1	0	1.000	0.31	3
	Mid	2441	-1.343	-1±1	0	1.000	0.31	3
	High	2480	-1.404	-1±1	0	1.000	0.31	3
π /4 DQPSK	Low	2402	-2.503	-2±1	-1	0.794	0.25	3
	Mid	2441	-1.817	-2±1	-1	0.794	0.25	3
	High	2480	-1.959	-2±1	-1	0.794	0.25	3
8-DPSK	Low	2402	-2.186	-2±1	-1	0.794	0.25	3
	Mid	2441	-1.854	-2±1	-1	0.794	0.25	3
	High	2480	-1.848	-2±1	-1	0.794	0.25	3

WIFI Mode:

Modulation	CH	Frequency (MHz)	Conducted Power (dBm)	Tune Up Power (dBm)	Max Tune Up Power (dBm)	Max Tune Up Power (mW)	Result	Limit
802.11b	Low	2412	8.54	8±1	9	7.943	2.47	3
	Mid	2437	7.84	8±1	9	7.943	2.48	3
	High	2462	7.73	8±1	9	7.943	2.49	3
802.11g	Low	2412	8.48	8±1	9	7.943	2.47	3
	Mid	2437	7.77	8±1	9	7.943	2.48	3
	High	2462	7.80	8±1	9	7.943	2.49	3
802.11n (20M)	Low	2412	7.96	8±1	9	7.943	2.47	3
	Mid	2437	8.67	8±1	9	7.943	2.48	3
	High	2462	8.76	8±1	9	7.943	2.49	3
802.11n (40M)	Low	2422	8.65	8±1	9	7.943	2.47	3
	Mid	2437	8.44	8±1	9	7.943	2.48	3
	High	2452	8.72	8±1	9	7.943	2.49	3

BLE Mode:

Modulation	CH	Freq (MHz)	Conducted Power (dBm)	Tune Up Power (dBm)	Max Tune Up Power (dBm)	Max Tune Up Power (mW)	Result	Limit
GFSK	Low	2402	-1.952	-2±1	-1	0.794	0.25	3
	Mid	2440	-1.167	-2±1	-1	0.794	0.25	3
	High	2480	-1.467	-2±1	-1	0.794	0.25	3

Result: Compliance

No SAR measurement is required.