

DUT: Mobile Phone; Type: LINK A180;

Communication System: GSM; Frequency: 824.2 MHz; Duty Cycle: 1:8

Medium parameters used: $f = 824.2$ MHz; $\sigma = 0.91$ mho/m; $\epsilon_r = 40.90$; $\rho = 1000$ kg/m³

Phantom section: Left Section

DASY4 Configuration:

- Probe: EX3DV4 – SN7382; ConvF(10.50, 10.50, 10.50); Calibrated: 26/10/2016

- Sensor-Surface: 4mm (Mechanical Surface Detection)

- Electronics: DAE – SN772; Calibrated: 25/10/2016

- Phantom: TWIN SAM; Type: Twin SAM V5.0; Serial: 1909

- Measurement SW: DASY4, V4.5 Build 19; Postprocessing SW: SEMCAD, V1.8 Build 145

Left Cheek/GSM 850 Low/Area Scan (101x121x1): Measurement grid: dx=10mm, dy=10mm

Maximum value of SAR (interpolated) = 0.639 mW/g

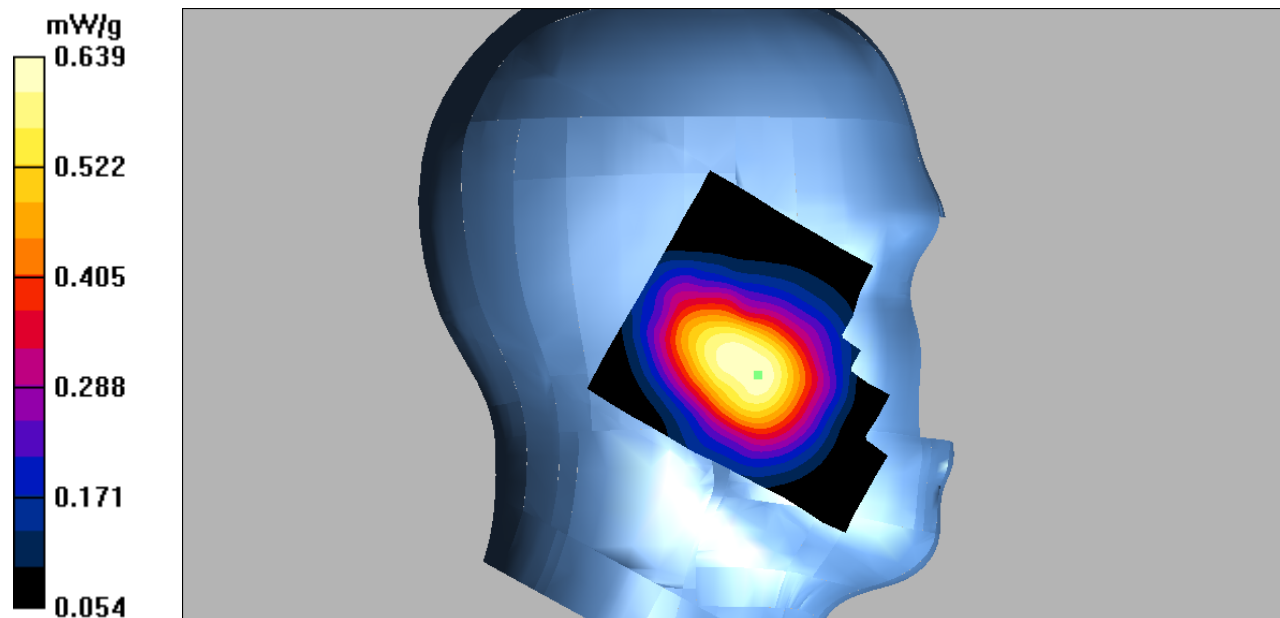
Left Cheek/GSM 850 Low/Zoom Scan (7x7x7)/Cube 0: Measurement grid: dx=5mm, dy=5mm, dz=5mm

Reference Value = 12.9 V/m; Power Drift = 0.019 dB

Peak SAR (extrapolated) = 0.848 W/kg

SAR(1 g) = 0.607 mW/g; SAR(10 g) = 0.432 mW/g

Maximum value of SAR (measured) = 0.639 mW/g



DUT: Mobile Phone; Type: LINK A180;

Communication System: GSM; Frequency: 836.6 MHz; Duty Cycle: 1:8

Medium parameters used: $f = 836.6$ MHz; $\sigma = 0.88$ mho/m; $\epsilon_r = 41.31$; $\rho = 1000$ kg/m³

Phantom section: Left Section

DASY4 Configuration:

- Probe: EX3DV4 – SN7382; ConvF(10.50, 10.50, 10.50); Calibrated: 26/10/2016

- Sensor-Surface: 4mm (Mechanical Surface Detection)

- Electronics: DAE – SN772; Calibrated: 25/10/2016

- Phantom: TWIN SAM; Type: Twin SAM V5.0; Serial: 1909

- Measurement SW: DASY4, V4.5 Build 19; Postprocessing SW: SEMCAD, V1.8 Build 145

Left Cheek/GSM 850 Mid/Area Scan (101x121x1): Measurement grid: dx=10mm, dy=10mm

Maximum value of SAR (interpolated) = 0.863 mW/g

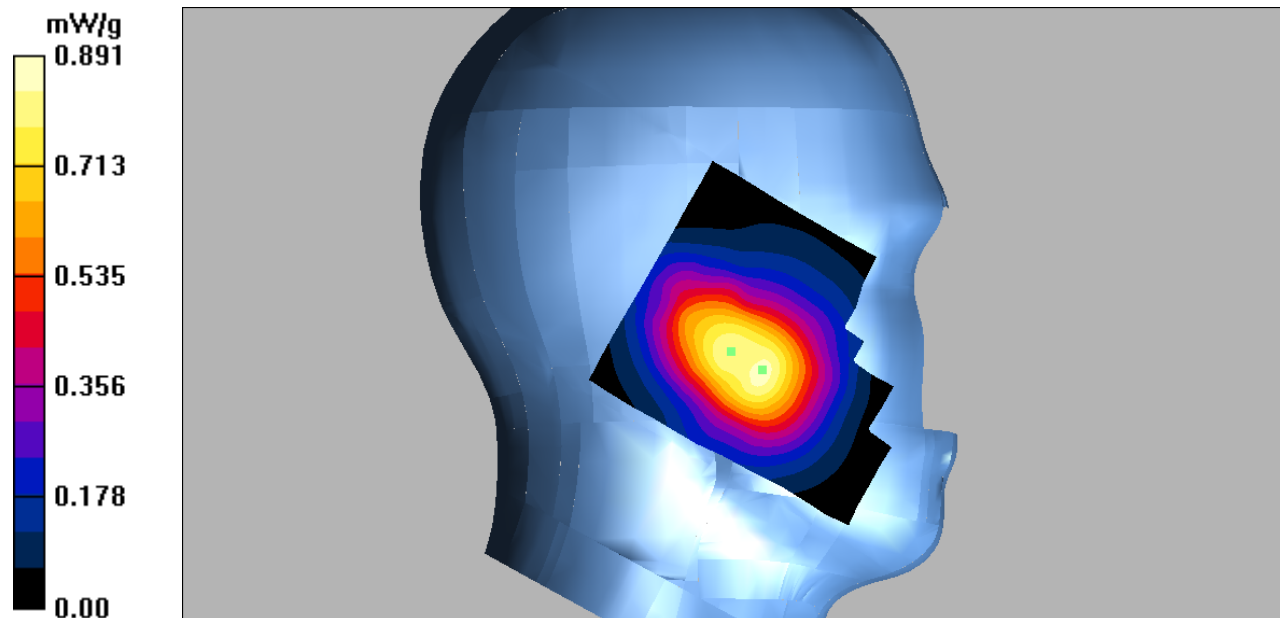
Left Cheek/GSM 850 Mid/Zoom Scan (7x7x7)/Cube 0: Measurement grid: dx=5mm, dy=5mm, dz=5mm

Reference Value = 14.8 V/m; Power Drift = -0.015 dB

Peak SAR (extrapolated) = 2.81 W/kg

SAR(1 g) = 1.02 mW/g; SAR(10 g) = 0.552 mW/g

Maximum value of SAR (measured) = 0.891 mW/g



DUT: Mobile Phone; Type: LINK A180;

Communication System: GSM; Frequency: 848.8 MHz; Duty Cycle: 1:8

Medium parameters used: $f = 848.8$ MHz; $\sigma = 0.90$ mho/m; $\epsilon_r = 40.70$; $\rho = 1000$ kg/m³

Phantom section: Left Section

DASY4 Configuration:

- Probe: EX3DV4 – SN7382; ConvF(10.50, 10.50, 10.50); Calibrated: 26/10/2016

- Sensor-Surface: 4mm (Mechanical Surface Detection)

- Electronics: DAE – SN772; Calibrated: 25/10/2016

- Phantom: TWIN SAM; Type: Twin SAM V5.0; Serial: 1909

- Measurement SW: DASY4, V4.5 Build 19; Postprocessing SW: SEMCAD, V1.8 Build 145

Left Cheek/GSM 850 High/Area Scan (101x121x1): Measurement grid: dx=10mm, dy=10mm

Maximum value of SAR (interpolated) = 0.904 mW/g


Left Cheek/GSM 850 High/Zoom Scan (7x7x7)/Cube 0: Measurement grid: dx=5mm, dy=5mm, dz=5mm

Reference Value = 15.6 V/m; Power Drift = -0.109 dB

Peak SAR (extrapolated) = 1.18 W/kg

SAR(1 g) = 0.826 mW/g; SAR(10 g) = 0.579 mW/g

Maximum value of SAR (measured) = 0.873 mW/g



DUT: Mobile Phone; Type: LINK A180;

Communication System: GSM; Frequency: 836.6 MHz; Duty Cycle: 1:8

Medium parameters used: $f = 836.6$ MHz; $\sigma = 0.88$ mho/m; $\epsilon_r = 41.31$; $\rho = 1000$ kg/m³

Phantom section: Left Section

DASY4 Configuration:

- Probe: EX3DV4 – SN7382; ConvF(10.50, 10.50, 10.50); Calibrated: 26/10/2016

- Sensor-Surface: 4mm (Mechanical Surface Detection)

- Electronics: DAE – SN772; Calibrated: 25/10/2016

- Phantom: TWIN SAM; Type: Twin SAM V5.0; Serial: 1909

- Measurement SW: DASY4, V4.5 Build 19; Postprocessing SW: SEMCAD, V1.8 Build 145

Left Tilt/GSM 850 Mid/Area Scan (101x121x1): Measurement grid: dx=10mm, dy=10mm

Maximum value of SAR (interpolated) = 0.532 mW/g


Left Tilt/GSM 850 Mid/Zoom Scan (7x7x7)/Cube 0: Measurement grid: dx=5mm, dy=5mm, dz=5mm

Reference Value = 17.6 V/m; Power Drift = -0.005 dB

Peak SAR (extrapolated) = 0.670 W/kg

SAR(1 g) = 0.491 mW/g; SAR(10 g) = 0.351 mW/g

Maximum value of SAR (measured) = 0.521 mW/g



DUT: Mobile Phone; Type: LINK A180;

Communication System: GSM; Frequency: 824.2 MHz; Duty Cycle: 1:8

Medium parameters used: $f = 824.2$ MHz; $\sigma = 0.91$ mho/m; $\epsilon_r = 40.90$; $\rho = 1000$ kg/m³

Phantom section: Right Section

DASY4 Configuration:

- Probe: EX3DV4 – SN7382; ConvF(10.50, 10.50, 10.50); Calibrated: 26/10/2016

- Sensor-Surface: 4mm (Mechanical Surface Detection)

- Electronics: DAE – SN772; Calibrated: 25/10/2016

- Phantom: TWIN SAM; Type: Twin SAM V5.0; Serial: 1909

- Measurement SW: DASY4, V4.5 Build 19; Postprocessing SW: SEMCAD, V1.8 Build 145

Right Cheek/GSM 850 Low/Area Scan (101x121x1): Measurement grid: dx=10mm, dy=10mm

Maximum value of SAR (interpolated) = 0.918 mW/g

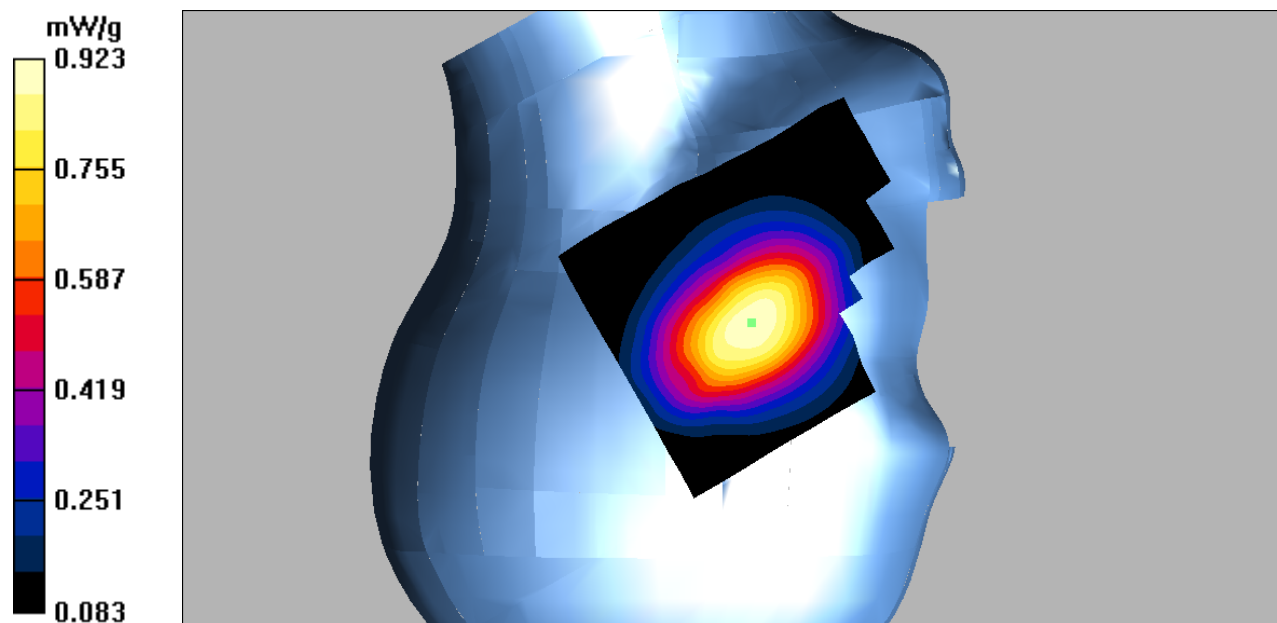
Right Cheek/GSM 850 Low/Zoom Scan (7x7x7)/Cube 0: Measurement grid: dx=5mm, dy=5mm, dz=5mm

Reference Value = 13.6 V/m; Power Drift = 0.054 dB

Peak SAR (extrapolated) = 1.17 W/kg

SAR(1 g) = 0.884 mW/g; SAR(10 g) = 0.627 mW/g

Maximum value of SAR (measured) = 0.923 mW/g



DUT: Mobile Phone; Type: LINK A180;

Communication System: GSM; Frequency: 836.6 MHz; Duty Cycle: 1:8

Medium parameters used: $f = 836.6$ MHz; $\sigma = 0.88$ mho/m; $\epsilon_r = 41.31$; $\rho = 1000$ kg/m³

Phantom section: Right Section

DASY4 Configuration:

- Probe: EX3DV4 – SN7382; ConvF(10.50, 10.50, 10.50); Calibrated: 26/10/2016

- Sensor-Surface: 4mm (Mechanical Surface Detection)

- Electronics: DAE – SN772; Calibrated: 25/10/2016

- Phantom: TWIN SAM; Type: Twin SAM V5.0; Serial: 1909

- Measurement SW: DASY4, V4.5 Build 19; Postprocessing SW: SEMCAD, V1.8 Build 145

Right Cheek/GSM 850 Mid/Area Scan (101x121x1): Measurement grid: dx=10mm, dy=10mm

Maximum value of SAR (interpolated) = 0.865 mW/g

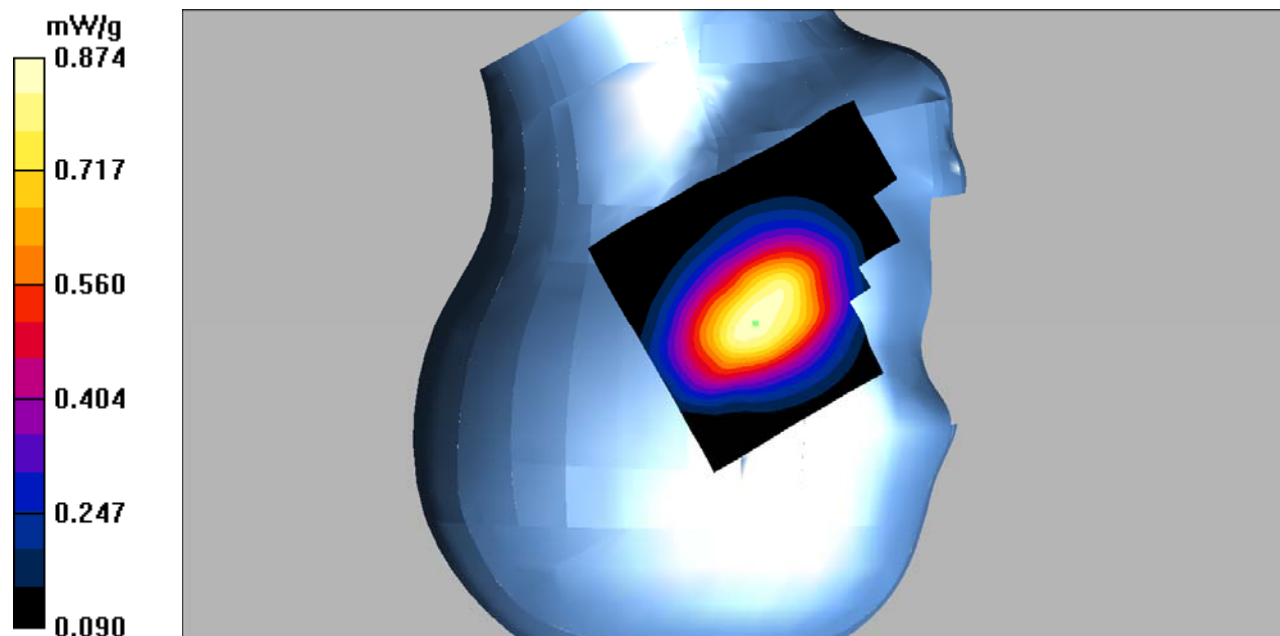
Right Cheek/GSM 850 Mid/Zoom Scan (7x7x7)/Cube 0: Measurement grid: dx=5mm, dy=5mm, dz=5mm

Reference Value = 15.0 V/m; Power Drift = 0.043 dB

Peak SAR (extrapolated) = 1.13 W/kg

SAR(1 g) = 0.821 mW/g; SAR(10 g) = 0.588 mW/g

Maximum value of SAR (measured) = 0.874 mW/g



DUT: Mobile Phone; Type: LINK A180;

Communication System: GSM; Frequency: 848.8 MHz; Duty Cycle: 1:8

Medium parameters used: $f = 848.8$ MHz; $\sigma = 0.90$ mho/m; $\epsilon_r = 40.70$; $\rho = 1000$ kg/m³

Phantom section: Right Section

DASY4 Configuration:

- Probe: EX3DV4 – SN7382; ConvF(10.50, 10.50, 10.50); Calibrated: 26/10/2016

- Sensor-Surface: 4mm (Mechanical Surface Detection)

- Electronics: DAE – SN772; Calibrated: 25/10/2016

- Phantom: TWIN SAM; Type: Twin SAM V5.0; Serial: 1909

- Measurement SW: DASY4, V4.5 Build 19; Postprocessing SW: SEMCAD, V1.8 Build 145

Right Cheek/GSM 850 High/Area Scan (101x121x1): Measurement grid: dx=10mm, dy=10mm

Maximum value of SAR (interpolated) = 0.923 mW/g

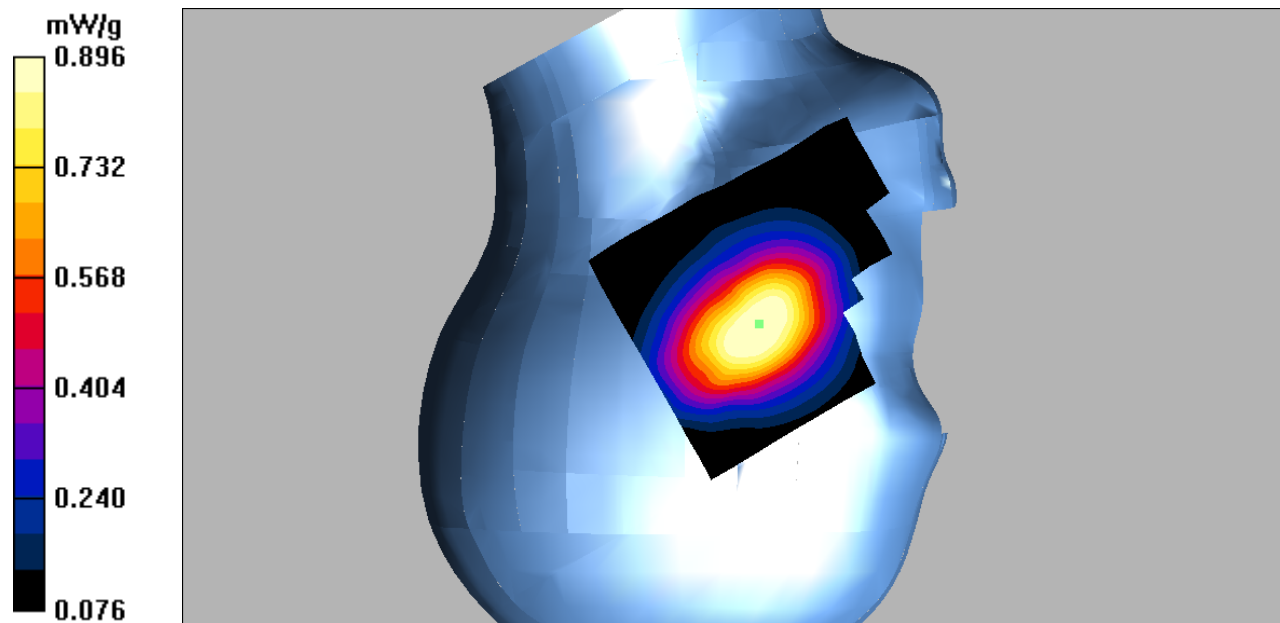
Right Cheek/GSM 850 High/Zoom Scan (7x7x7)/Cube 0: Measurement grid: dx=5mm, dy=5mm, dz=5mm

Reference Value = 16.5 V/m; Power Drift = -0.010 dB

Peak SAR (extrapolated) = 1.18 W/kg

SAR(1 g) = 0.843 mW/g; SAR(10 g) = 0.598 mW/g

Maximum value of SAR (measured) = 0.896 mW/g



DUT: Mobile Phone; Type: LINK A180;

Communication System: GSM; Frequency: 836.6 MHz; Duty Cycle: 1:8

Medium parameters used: $f = 836.6$ MHz; $\sigma = 0.88$ mho/m; $\epsilon_r = 41.31$; $\rho = 1000$ kg/m³

Phantom section: Right Section

DASY4 Configuration:

- Probe: EX3DV4 – SN7382; ConvF(10.50, 10.50, 10.50); Calibrated: 26/10/2016
- Sensor-Surface: 4mm (Mechanical Surface Detection)
- Electronics: DAE – SN772; Calibrated: 25/10/2016
- Phantom: TWIN SAM; Type: Twin SAM V5.0; Serial: 1909
- Measurement SW: DASY4, V4.5 Build 19; Postprocessing SW: SEMCAD, V1.8 Build 145

Right Tilt/GSM 850 Mid/Area Scan (101x121x1): Measurement grid: dx=10mm, dy=10mm

Maximum value of SAR (interpolated) = 0.414 mW/g

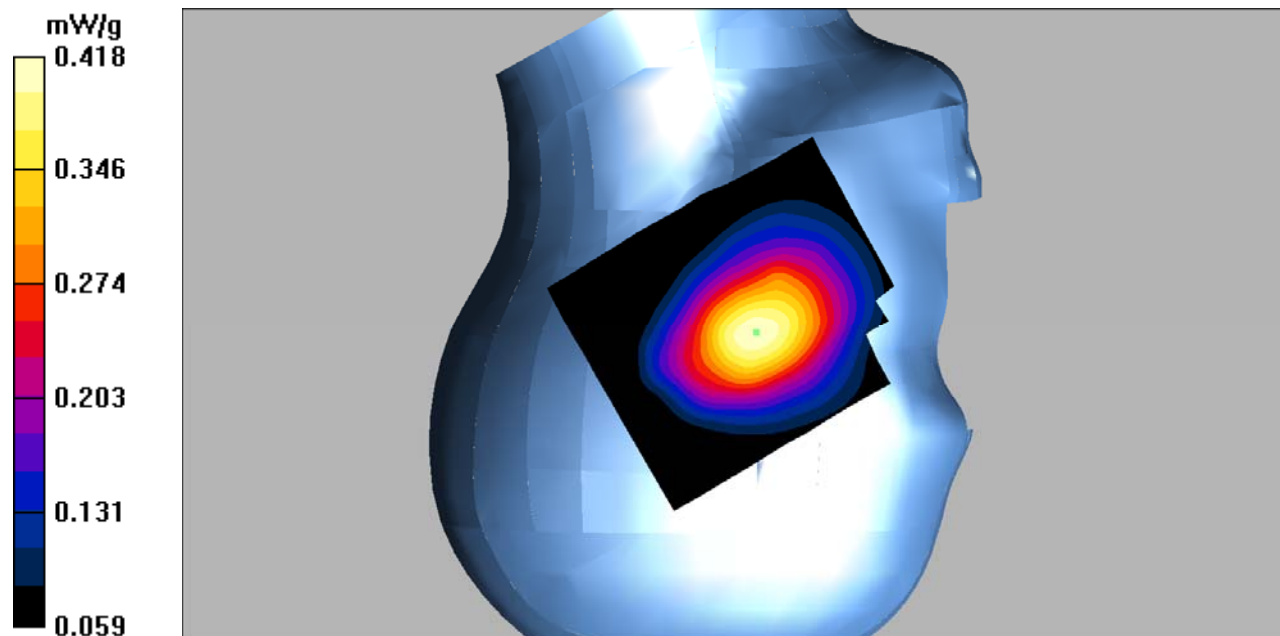
Right Tilt/GSM 850 Mid/Zoom Scan (7x7x7)/Cube 0: Measurement grid: dx=5mm, dy=5mm, dz=5mm

Reference Value = 13.5 V/m; Power Drift = 0.100 dB

Peak SAR (extrapolated) = 0.516 W/kg

SAR(1 g) = 0.396 mW/g; SAR(10 g) = 0.290 mW/g

Maximum value of SAR (measured) = 0.418 mW/g



DUT: Mobile Phone; Type: LINK A180;

Communication System: GSM; Frequency: 824.2 MHz; Duty Cycle: 1:8

Medium parameters used: $f = 824.2$ MHz; $\sigma = 0.97$ mho/m; $\epsilon_r = 55.48$; $\rho = 1000$ kg/m³

Phantom section: Flat Section

DASY4 Configuration:

- Probe: EX3DV4 – SN7382; ConvF(10.54, 10.54, 10.54); Calibrated: 26/10/2016

- Sensor-Surface: 4mm (Mechanical Surface Detection)

- Electronics: DAE – SN772; Calibrated: 25/10/2016

- Phantom: TWIN SAM; Type: Twin SAM V5.0; Serial: 1909

- Measurement SW: DASY4, V4.5 Build 19; Postprocessing SW: SEMCAD, V1.8 Build 145

Body Worn Back/GSM 850 Low/Area Scan (91x121x1): Measurement grid: dx=10mm, dy=10mm

Maximum value of SAR (interpolated) = 1.38 mW/g

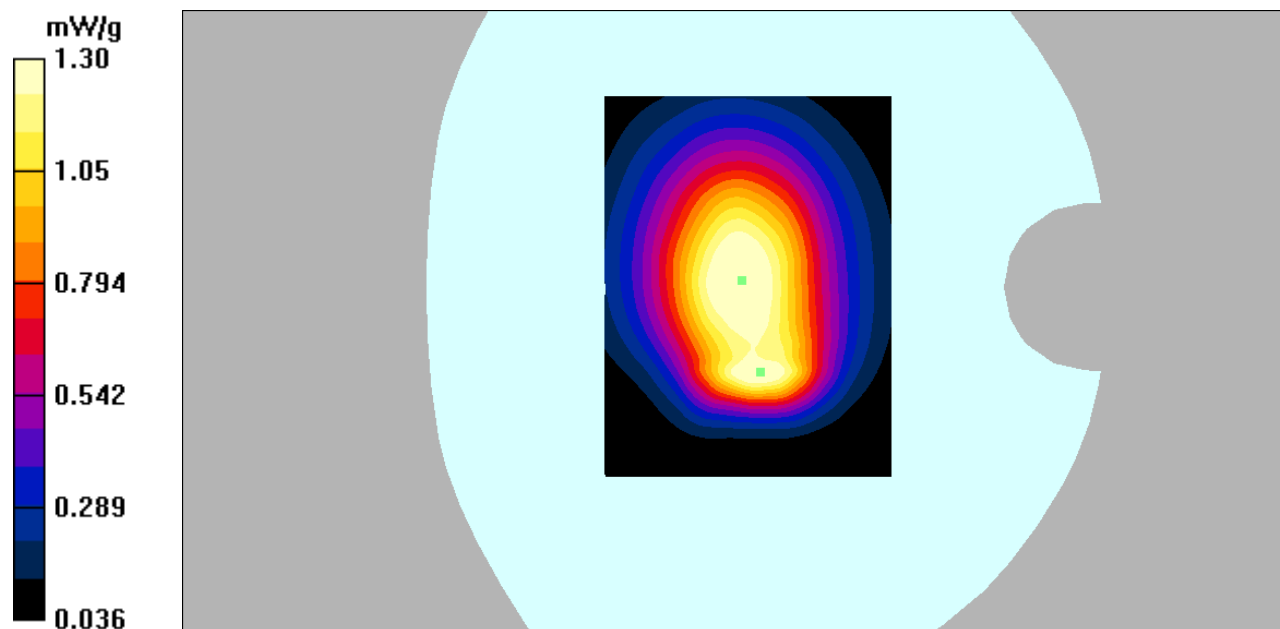
Body Worn Back/GSM 850 Low/Zoom Scan (7x7x7)/Cube 0: Measurement grid: dx=5mm, dy=5mm, dz=5mm

Reference Value = 36.6 V/m; Power Drift = -0.029 dB

Peak SAR (extrapolated) = 2.01 W/kg

SAR(1 g) = 1.19 mW/g; SAR(10 g) = 0.788 mW/g

Maximum value of SAR (measured) = 1.30 mW/g



DUT: Mobile Phone; Type: LINK A180;

Communication System: GSM; Frequency: 836.6 MHz; Duty Cycle: 1:8

Medium parameters used: $f = 836.6$ MHz; $\sigma = 0.94$ mho/m; $\epsilon_r = 55.78$; $\rho = 1000$ kg/m³

Phantom section: Flat Section

DASY4 Configuration:

- Probe: EX3DV4 – SN7382; ConvF(10.54, 10.54, 10.54); Calibrated: 26/10/2016
- Sensor-Surface: 4mm (Mechanical Surface Detection)
- Electronics: DAE – SN772; Calibrated: 25/10/2016
- Phantom: TWIN SAM; Type: Twin SAM V5.0; Serial: 1909
- Measurement SW: DASY4, V4.5 Build 19; Postprocessing SW: SEMCAD, V1.8 Build 145

Body Worn Back/GSM 850 Mid/Area Scan (91x121x1): Measurement grid: dx=10mm, dy=10mm

Maximum value of SAR (interpolated) = 1.21 mW/g

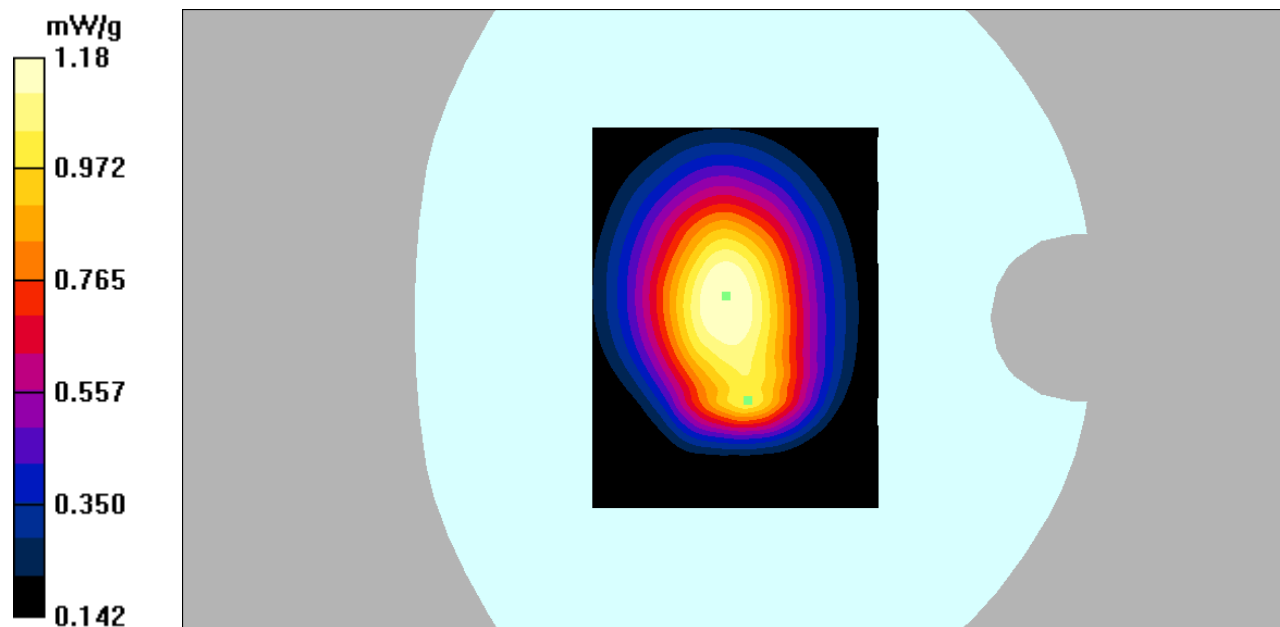
Body Worn Back/GSM 850 Mid/Zoom Scan (7x7x7)/Cube 0: Measurement grid: dx=5mm, dy=5mm, dz=5mm

Reference Value = 34.0 V/m; Power Drift = -0.103 dB

Peak SAR (extrapolated) = 1.52 W/kg

SAR(1 g) = 1.13 mW/g; SAR(10 g) = 0.811 mW/g

Maximum value of SAR (measured) = 1.18 mW/g



DUT: Mobile Phone; Type: LINK A180;

Communication System: GSM; Frequency: 848.8 MHz; Duty Cycle: 1:8

Medium parameters used: $f = 848.8$ MHz; $\sigma = 0.95$ mho/m; $\epsilon_r = 55.10$; $\rho = 1000$ kg/m³

Phantom section: Flat Section

DASY4 Configuration:

- Probe: EX3DV4 – SN7382; ConvF(10.54, 10.54, 10.54); Calibrated: 26/10/2016

- Sensor-Surface: 4mm (Mechanical Surface Detection)

- Electronics: DAE – SN772; Calibrated: 25/10/2016

- Phantom: TWIN SAM; Type: Twin SAM V5.0; Serial: 1909

- Measurement SW: DASY4, V4.5 Build 19; Postprocessing SW: SEMCAD, V1.8 Build 145

Body Worn Back/GSM 850 High/Area Scan (91x121x1): Measurement grid: dx=10mm, dy=10mm

Maximum value of SAR (interpolated) = 1.40 mW/g

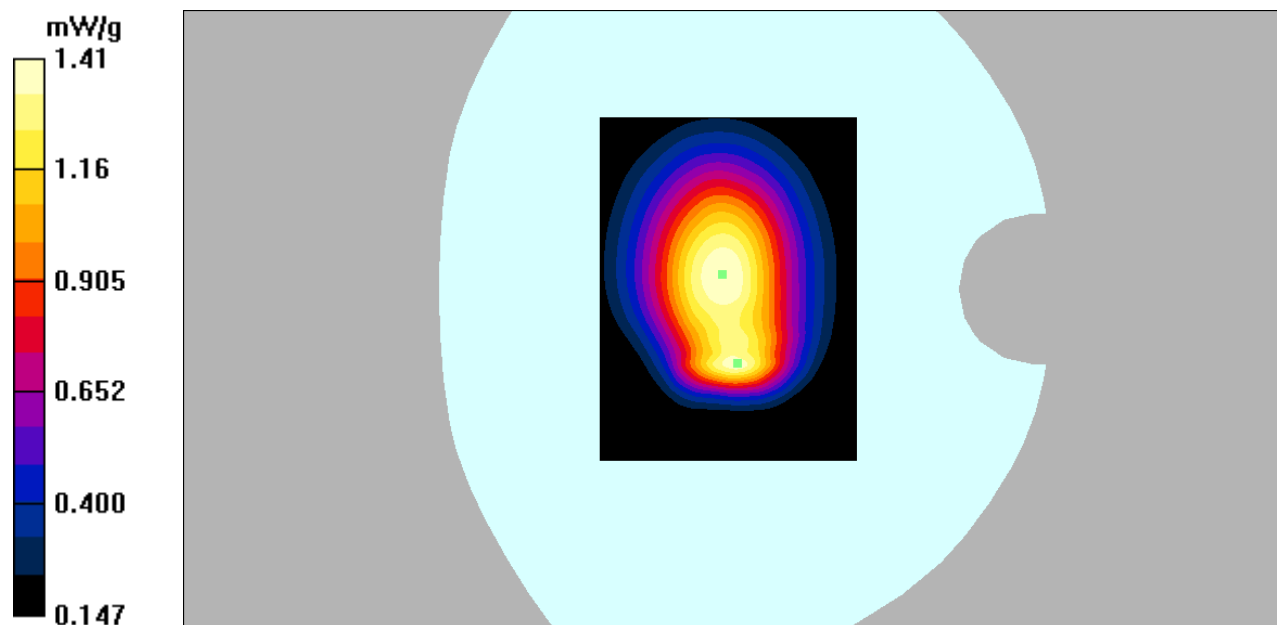
Body Worn Back/GSM 850 High/Zoom Scan (7x7x7)/Cube 0: Measurement grid: dx=5mm, dy=5mm, dz=5mm

Reference Value = 36.1 V/m; Power Drift = -0.01 dB

Peak SAR (extrapolated) = 1.81 W/kg

SAR(1 g) = 1.33 mW/g; SAR(10 g) = 0.944 mW/g

Maximum value of SAR (measured) = 1.41 mW/g



DUT: Mobile Phone; Type: LINK A180;

Communication System: GPRS; Frequency: 824.2 MHz; Duty Cycle: 1:4

Medium parameters used: $f = 824.2$ MHz; $\sigma = 0.97$ mho/m; $\epsilon_r = 55.48$; $\rho = 1000$ kg/m³

Phantom section: Flat Section

DASY4 Configuration:

- Probe: EX3DV4 – SN7382; ConvF(10.54, 10.54, 10.54); Calibrated: 26/10/2016

- Sensor-Surface: 4mm (Mechanical Surface Detection)

- Electronics: DAE – SN772; Calibrated: 25/10/2016

- Phantom: TWIN SAM; Type: Twin SAM V5.0; Serial: 1909

- Measurement SW: DASY4, V4.5 Build 19; Postprocessing SW: SEMCAD, V1.8 Build 145

Body Back/GSM 850 Low/Area Scan (91x131x1): Measurement grid: dx=10mm, dy=10mm

Maximum value of SAR (interpolated) = 1.20 mW/g

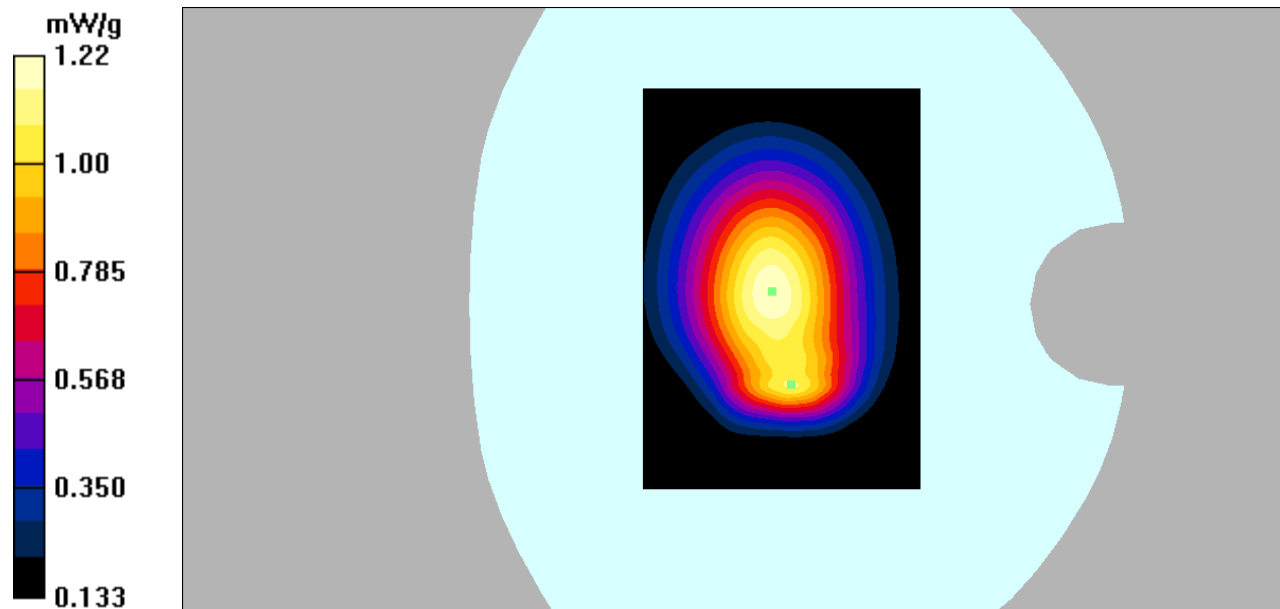
Body Back/GSM 850 Low/Zoom Scan (7x7x7)/Cube 0: Measurement grid: dx=5mm, dy=5mm, dz=5mm

Reference Value = 33.7 V/m; Power Drift = 0.078 dB

Peak SAR (extrapolated) = 1.55 W/kg

SAR(1 g) = 1.15 mW/g; SAR(10 g) = 0.819 mW/g

Maximum value of SAR (measured) = 1.22 mW/g



DUT: Mobile Phone; Type: LINK A180;

Communication System: GPRS; Frequency: 836.6 MHz; Duty Cycle: 1:4

Medium parameters used: $f = 836.6$ MHz; $\sigma = 0.94$ mho/m; $\epsilon_r = 55.78$; $\rho = 1000$ kg/m³

Phantom section: Flat Section

DASY4 Configuration:

- Probe: EX3DV4 – SN7382; ConvF(10.54, 10.54, 10.54); Calibrated: 26/10/2016

- Sensor-Surface: 4mm (Mechanical Surface Detection)

- Electronics: DAE – SN772; Calibrated: 25/10/2016

- Phantom: TWIN SAM; Type: Twin SAM V5.0; Serial: 1909

- Measurement SW: DASY4, V4.5 Build 19; Postprocessing SW: SEMCAD, V1.8 Build 145

Body Back/GSM 850 Mid/Area Scan (91x131x1): Measurement grid: dx=10mm, dy=10mm

Maximum value of SAR (interpolated) = 1.20 mW/g

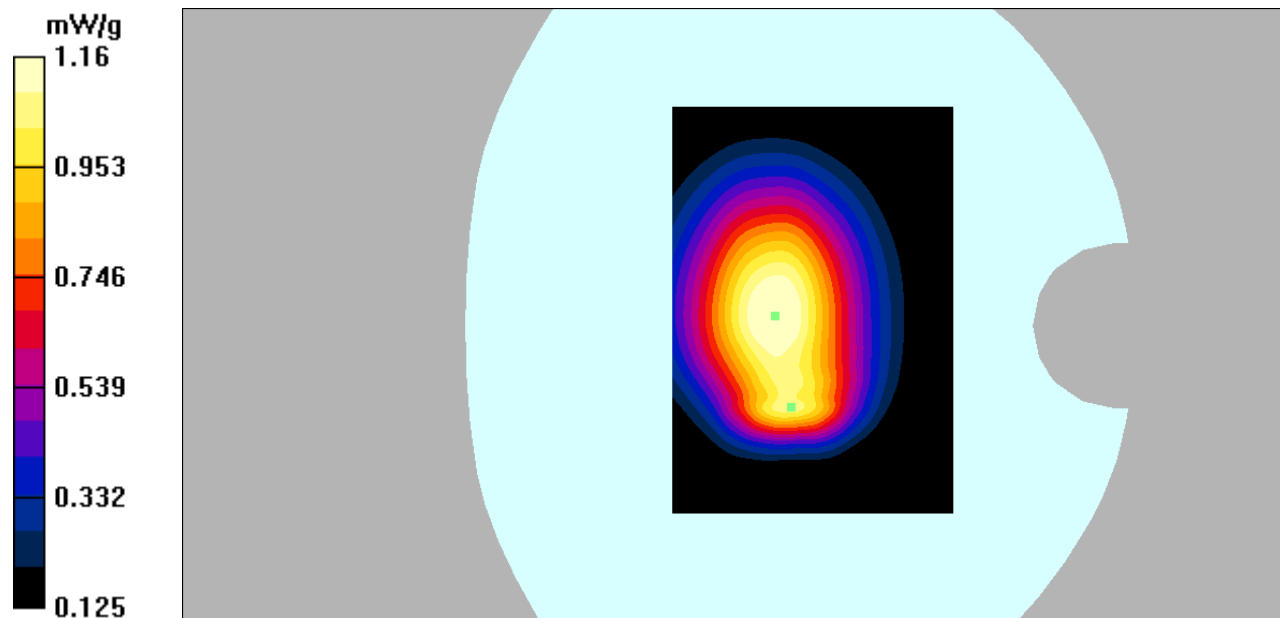
Body Back/GSM 850 Mid/Zoom Scan (7x7x7)/Cube 0: Measurement grid: dx=5mm, dy=5mm, dz=5mm

Reference Value = 34.2 V/m; Power Drift = -0.082 dB

Peak SAR (extrapolated) = 1.48 W/kg

SAR(1 g) = 1.1 mW/g; SAR(10 g) = 0.782 mW/g

Maximum value of SAR (measured) = 1.16 mW/g



DUT: Mobile Phone; Type: LINK A180;

Communication System: GPRS; Frequency: 848.8 MHz; Duty Cycle: 1:4

Medium parameters used: $f = 848.8$ MHz; $\sigma = 0.95$ mho/m; $\epsilon_r = 55.10$; $\rho = 1000$ kg/m³

Phantom section: Flat Section

DASY4 Configuration:

- Probe: EX3DV4 – SN7382; ConvF(10.54, 10.54, 10.54); Calibrated: 26/10/2016

- Sensor-Surface: 4mm (Mechanical Surface Detection)

- Electronics: DAE – SN772; Calibrated: 25/10/2016

- Phantom: TWIN SAM; Type: Twin SAM V5.0; Serial: 1909

- Measurement SW: DASY4, V4.5 Build 19; Postprocessing SW: SEMCAD, V1.8 Build 145

Body Back/GSM 850 High/Area Scan (91x131x1): Measurement grid: dx=10mm, dy=10mm

Maximum value of SAR (interpolated) = 1.19 mW/g

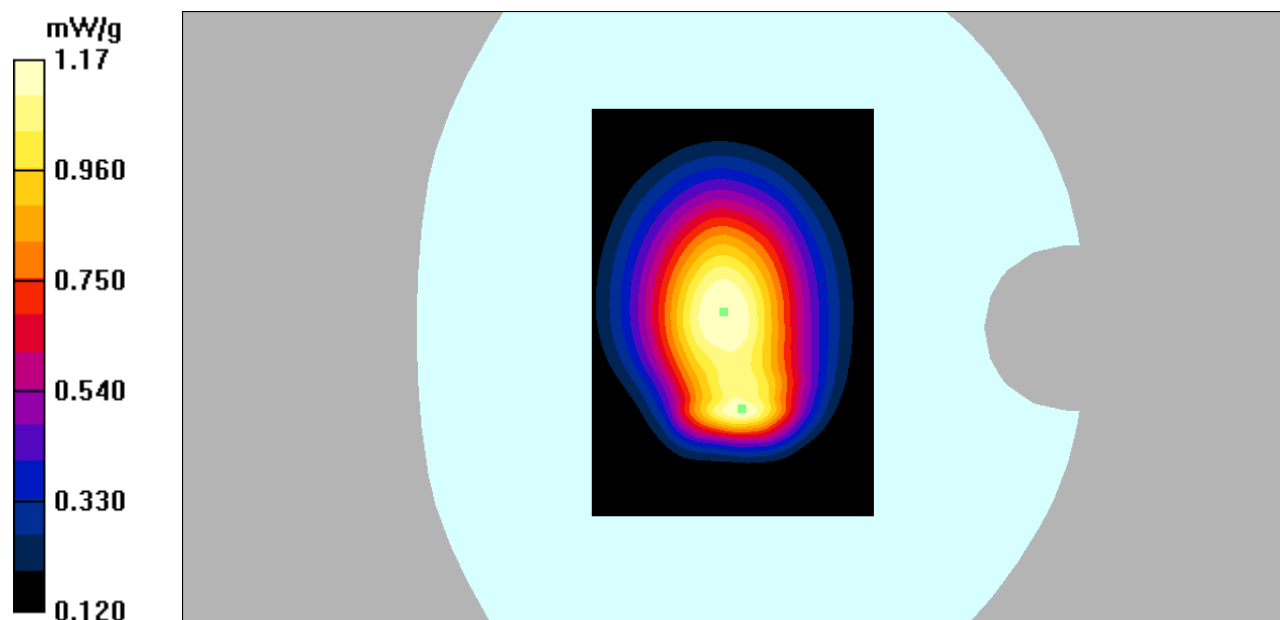
Body Back/GSM 850 High/Zoom Scan (7x7x7)/Cube 0: Measurement grid: dx=5mm, dy=5mm, dz=5mm

Reference Value = 34.1 V/m; Power Drift = -0.070 dB

Peak SAR (extrapolated) = 1.48 W/kg

SAR(1 g) = 1.1 mW/g; SAR(10 g) = 0.783 mW/g

Maximum value of SAR (measured) = 1.17 mW/g



DUT: Mobile Phone; Type: LINK A180;

Communication System: GSM; Frequency: 1880.0 MHz; Duty Cycle: 1:8

Medium parameters used: $f = 1880.0$ MHz; $\sigma = 1.41$ mho/m; $\epsilon_r = 39.37$; $\rho = 1000$ kg/m³

Phantom section: Left Section

DASY4 Configuration:

- Probe: EX3DV4 – SN7382; ConvF(8.71, 8.71, 8.71); Calibrated: 26/10/2016

- Sensor-Surface: 4mm (Mechanical Surface Detection)

- Electronics: DAE – SN772; Calibrated: 25/10/2016

- Phantom: TWIN SAM; Type: Twin SAM V5.0; Serial: 1909

- Measurement SW: DASY4, V4.5 Build 19; Postprocessing SW: SEMCAD, V1.8 Build 145

Left Cheek/GSM 1900 Mid/Area Scan (101x121x1): Measurement grid: dx=10mm, dy=10mm

Maximum value of SAR (interpolated) = 0.577 mW/g

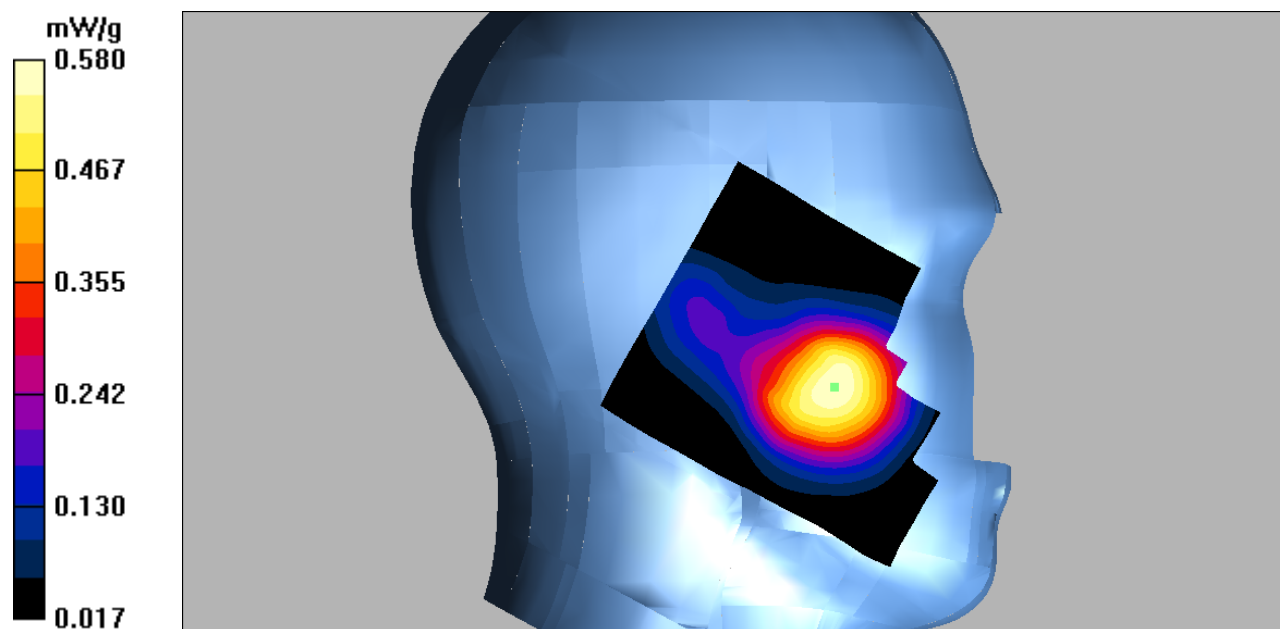
Left Cheek/GSM 1900 Mid/Zoom Scan (7x7x7)/Cube 0: Measurement grid: dx=5mm, dy=5mm, dz=5mm

Reference Value = 9.39 V/m; Power Drift = -0.049 dB

Peak SAR (extrapolated) = 0.856 W/kg

SAR(1 g) = 0.542 mW/g; SAR(10 g) = 0.338 mW/g

Maximum value of SAR (measured) = 0.580 mW/g



DUT: Mobile Phone; Type: LINK A180;

Communication System: GSM; Frequency: 1880.0 MHz; Duty Cycle: 1:8

Medium parameters used: $f = 1880.0$ MHz; $\sigma = 1.41$ mho/m; $\epsilon_r = 39.37$; $\rho = 1000$ kg/m³

Phantom section: Left Section

DASY4 Configuration:

- Probe: EX3DV4 – SN7382; ConvF(8.71, 8.71, 8.71); Calibrated: 26/10/2016

- Sensor-Surface: 4mm (Mechanical Surface Detection)

- Electronics: DAE – SN772; Calibrated: 25/10/2016

- Phantom: TWIN SAM; Type: Twin SAM V5.0; Serial: 1909

- Measurement SW: DASY4, V4.5 Build 19; Postprocessing SW: SEMCAD, V1.8 Build 145

Left Tilt/GSM 1900 Mid 2/Area Scan (101x121x1): Measurement grid: dx=10mm, dy=10mm

Maximum value of SAR (interpolated) = 0.186 mW/g

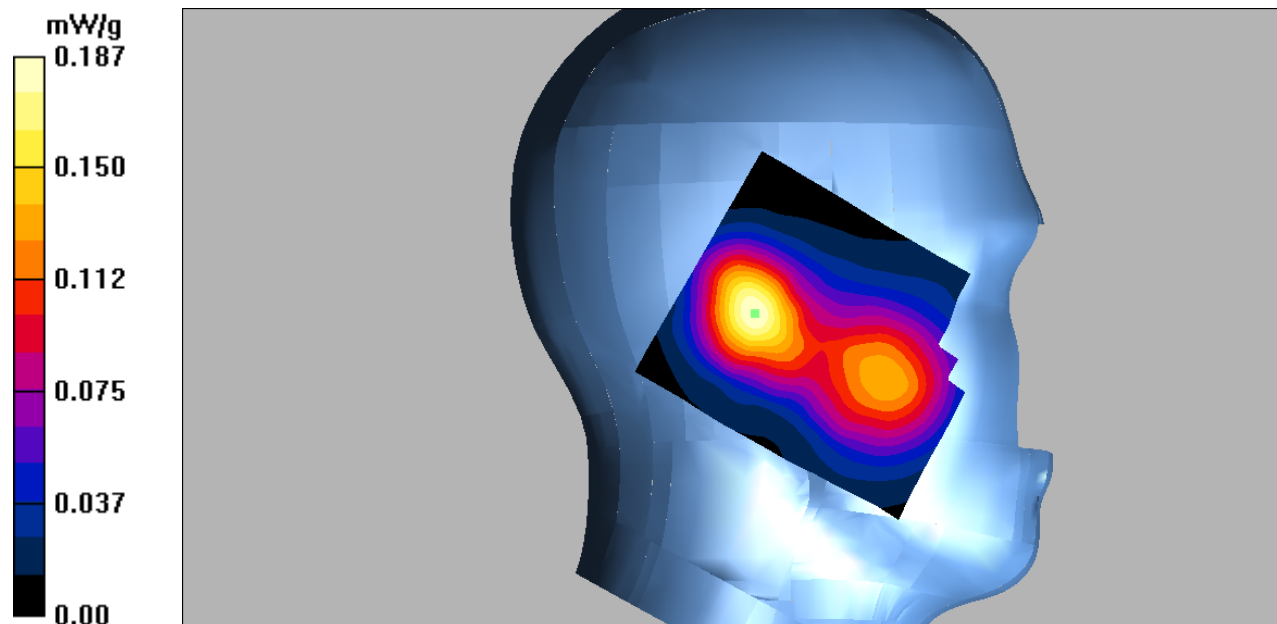
Left Tilt/GSM 1900 Mid 2/Zoom Scan (7x7x7)/Cube 0: Measurement grid: dx=5mm, dy=5mm, dz=5mm

Reference Value = 10.7 V/m; Power Drift = 0.054 dB

Peak SAR (extrapolated) = 0.273 W/kg

SAR(1 g) = 0.170 mW/g; SAR(10 g) = 0.102 mW/g

Maximum value of SAR (measured) = 0.187 mW/g



DUT: Mobile Phone; Type: LINK A180;

Communication System: GSM; Frequency: 1850.2 MHz; Duty Cycle: 1:8

Medium parameters used: $f = 1850.2$ MHz; $\sigma = 1.43$ mho/m; $\epsilon_r = 40.74$; $\rho = 1000$ kg/m³

Phantom section: Right Section

DASY4 Configuration:

- Probe: EX3DV4 – SN7382; ConvF(8.71, 8.71, 8.71); Calibrated: 26/10/2016

- Sensor-Surface: 4mm (Mechanical Surface Detection)

- Electronics: DAE – SN772; Calibrated: 25/10/2016

- Phantom: TWIN SAM; Type: Twin SAM V5.0; Serial: 1909

- Measurement SW: DASY4, V4.5 Build 19; Postprocessing SW: SEMCAD, V1.8 Build 145

Right Cheek/GSM 1900 Low/Area Scan (101x121x1): Measurement grid: dx=10mm, dy=10mm

Maximum value of SAR (interpolated) = 1.21 mW/g

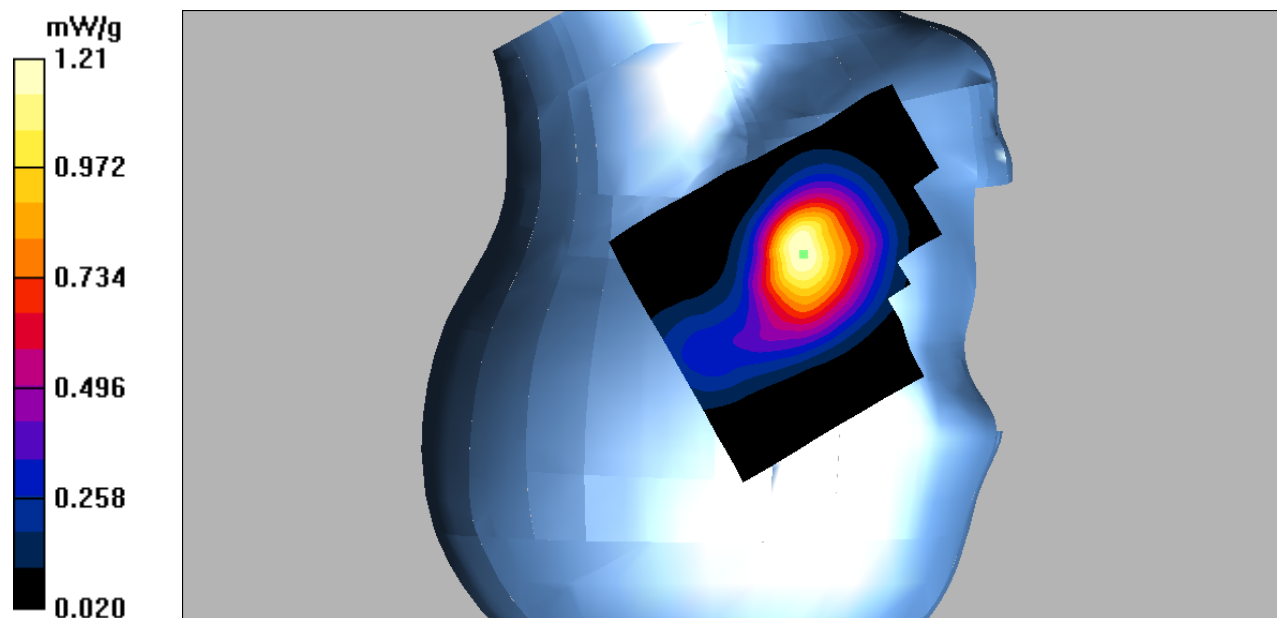
Right Cheek/GSM 1900 Low/Zoom Scan (7x7x7)/Cube 0: Measurement grid: dx=5mm, dy=5mm, dz=5mm

Reference Value = 13.2 V/m; Power Drift = -0.017 dB

Peak SAR (extrapolated) = 1.93 W/kg

SAR(1 g) = 1.11 mW/g; SAR(10 g) = 0.628 mW/g

Maximum value of SAR (measured) = 1.21 mW/g



DUT: Mobile Phone; Type: LINK A180;

Communication System: GSM; Frequency: 1880.0 MHz; Duty Cycle: 1:8

Medium parameters used: $f = 1880.0$ MHz; $\sigma = 1.41$ mho/m; $\epsilon_r = 39.37$; $\rho = 1000$ kg/m³

Phantom section: Right Section

DASY4 Configuration:

- Probe: EX3DV4 – SN7382; ConvF(8.71, 8.71, 8.71); Calibrated: 26/10/2016

- Sensor-Surface: 4mm (Mechanical Surface Detection)

- Electronics: DAE – SN772; Calibrated: 25/10/2016

- Phantom: TWIN SAM; Type: Twin SAM V5.0; Serial: 1909

- Measurement SW: DASY4, V4.5 Build 19; Postprocessing SW: SEMCAD, V1.8 Build 145

Right Cheek/GSM 1900 Mid/Area Scan (101x121x1): Measurement grid: dx=10mm, dy=10mm

Maximum value of SAR (interpolated) = 0.938 mW/g

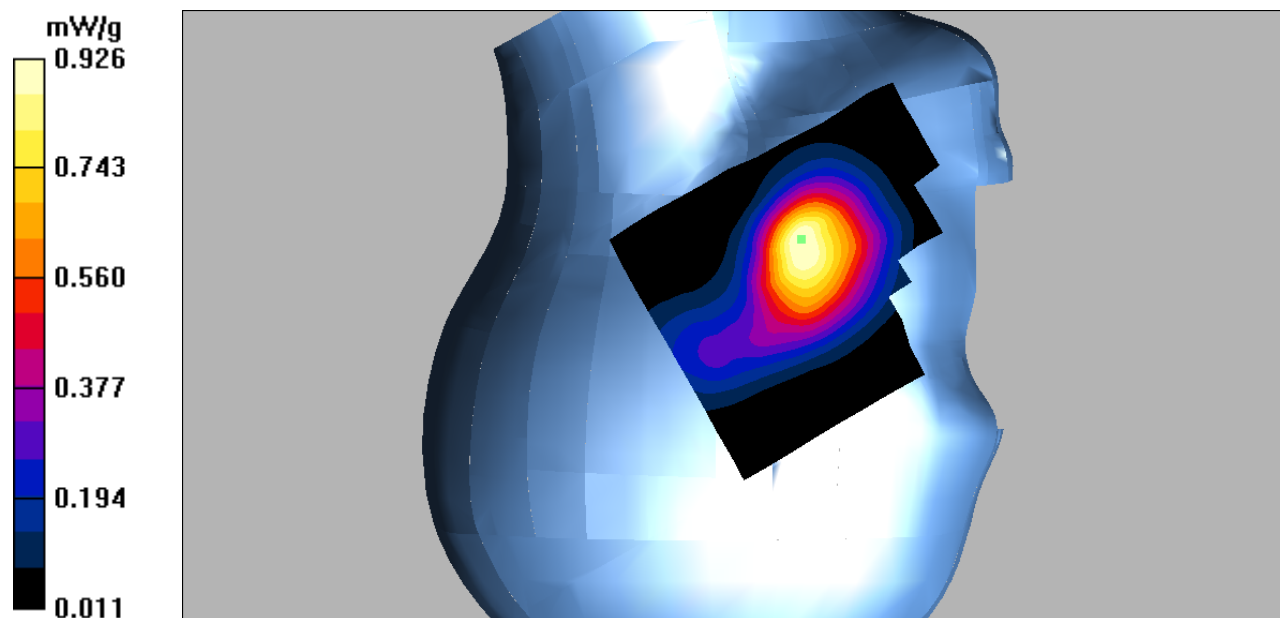
Right Cheek/GSM 1900 Mid/Zoom Scan (7x7x7)/Cube 0: Measurement grid: dx=5mm, dy=5mm, dz=5mm

Reference Value = 12.2 V/m; Power Drift = -0.097 dB

Peak SAR (extrapolated) = 1.51 W/kg

SAR(1 g) = 0.857 mW/g; SAR(10 g) = 0.486 mW/g

Maximum value of SAR (measured) = 0.926 mW/g



DUT: Mobile Phone; Type: LINK A180;

Communication System: GSM; Frequency: 1909.8 MHz; Duty Cycle: 1:8

Medium parameters used: $f = 1909.8$ MHz; $\sigma = 1.41$ mho/m; $\epsilon_r = 40.10$; $\rho = 1000$ kg/m³

Phantom section: Right Section

DASY4 Configuration:

- Probe: EX3DV4 – SN7382; ConvF(8.71, 8.71, 8.71); Calibrated: 26/10/2016

- Sensor-Surface: 4mm (Mechanical Surface Detection)

- Electronics: DAE – SN772; Calibrated: 25/10/2016

- Phantom: TWIN SAM; Type: Twin SAM V5.0; Serial: 1909

- Measurement SW: DASY4, V4.5 Build 19; Postprocessing SW: SEMCAD, V1.8 Build 145

Right Cheek/GSM 1900 High/Area Scan (101x121x1): Measurement grid: dx=10mm, dy=10mm

Maximum value of SAR (interpolated) = 0.755 mW/g

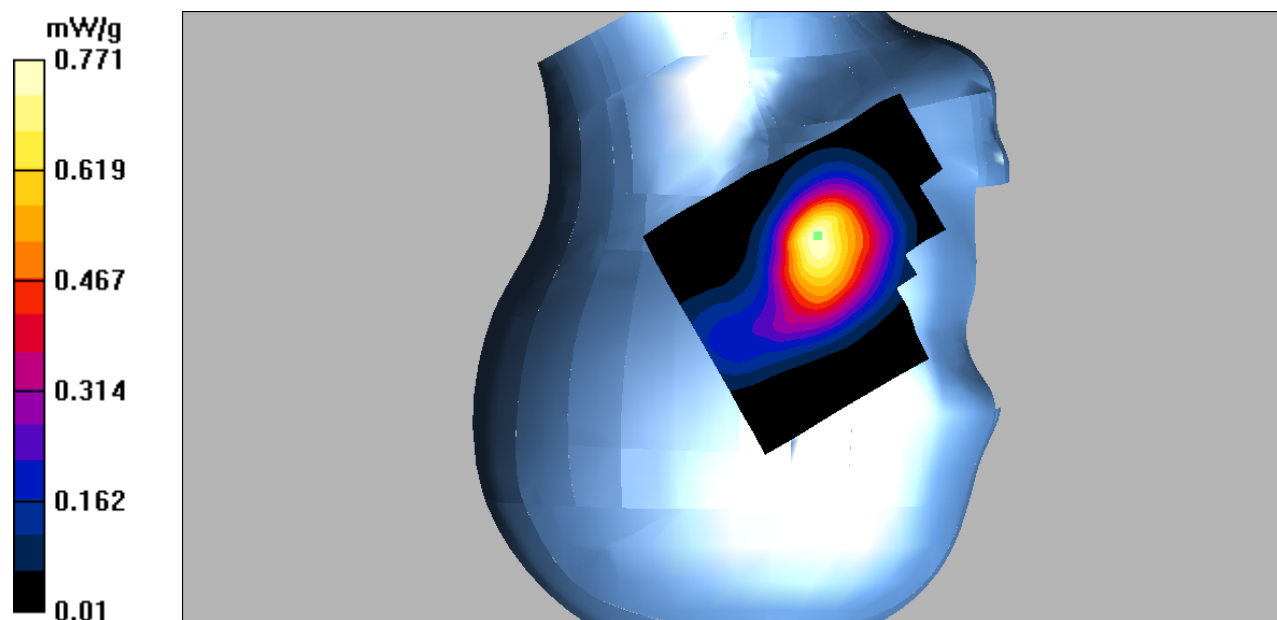
Right Cheek/GSM 1900 High/Zoom Scan (7x7x7)/Cube 0: Measurement grid: dx=5mm, dy=5mm, dz=5mm

Reference Value = 10.7 V/m; Power Drift = -0.084 dB

Peak SAR (extrapolated) = 1.30 W/kg

SAR(1 g) = 0.703 mW/g; SAR(10 g) = 0.392 mW/g

Maximum value of SAR (measured) = 0.771 mW/g



DUT: Mobile Phone; Type: LINK A180;

Communication System: GSM; Frequency: 1880.0 MHz; Duty Cycle: 1:8

Medium parameters used: $f = 1880.0$ MHz; $\sigma = 1.41$ mho/m; $\epsilon_r = 39.37$; $\rho = 1000$ kg/m³

Phantom section: Right Section

DASY4 Configuration:

- Probe: EX3DV4 – SN7382; ConvF(8.71, 8.71, 8.71); Calibrated: 26/10/2016

- Sensor-Surface: 4mm (Mechanical Surface Detection)

- Electronics: DAE – SN772; Calibrated: 25/10/2016

- Phantom: TWIN SAM; Type: Twin SAM V5.0; Serial: 1909

- Measurement SW: DASY4, V4.5 Build 19; Postprocessing SW: SEMCAD, V1.8 Build 145

Right Tilt/GSM 1900 Mid/Area Scan (101x121x1): Measurement grid: dx=10mm, dy=10mm

Maximum value of SAR (interpolated) = 0.256 mW/g

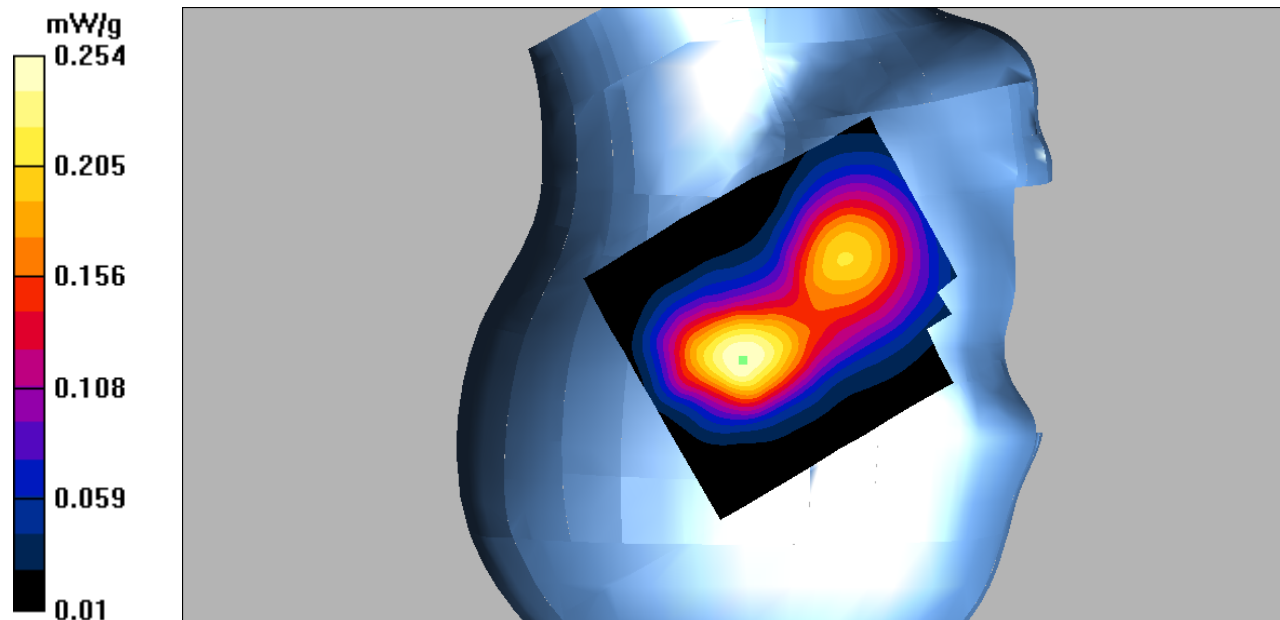
Right Tilt/GSM 1900 Mid/Zoom Scan (7x7x7)/Cube 0: Measurement grid: dx=5mm, dy=5mm, dz=5mm

Reference Value = 12.7 V/m; Power Drift = 0.033 dB

Peak SAR (extrapolated) = 0.367 W/kg

SAR(1 g) = 0.234 mW/g; SAR(10 g) = 0.141 mW/g

Maximum value of SAR (measured) = 0.254 mW/g



DUT: Mobile Phone; Type: LINK A180;

Communication System: GSM; Frequency: 1880.0 MHz; Duty Cycle: 1:8

Medium parameters used: $f = 1880.0$ MHz; $\sigma = 1.50$ mho/m; $\epsilon_r = 52.64$; $\rho = 1000$ kg/m³

Phantom section: Flat Section

DASY4 Configuration:

- Probe: EX3DV4 – SN7382; ConvF(8.31, 8.31, 8.31); Calibrated: 26/10/2016

- Sensor-Surface: 4mm (Mechanical Surface Detection)

- Electronics: DAE – SN772; Calibrated: 25/10/2016

- Phantom: TWIN SAM; Type: Twin SAM V5.0; Serial: 1909

- Measurement SW: DASY4, V4.5 Build 19; Postprocessing SW: SEMCAD, V1.8 Build 145

Body Worn Back/GSM 1900 Mid/Area Scan (101x121x1): Measurement grid: dx=10mm, dy=10mm

Maximum value of SAR (interpolated) = 0.459 mW/g

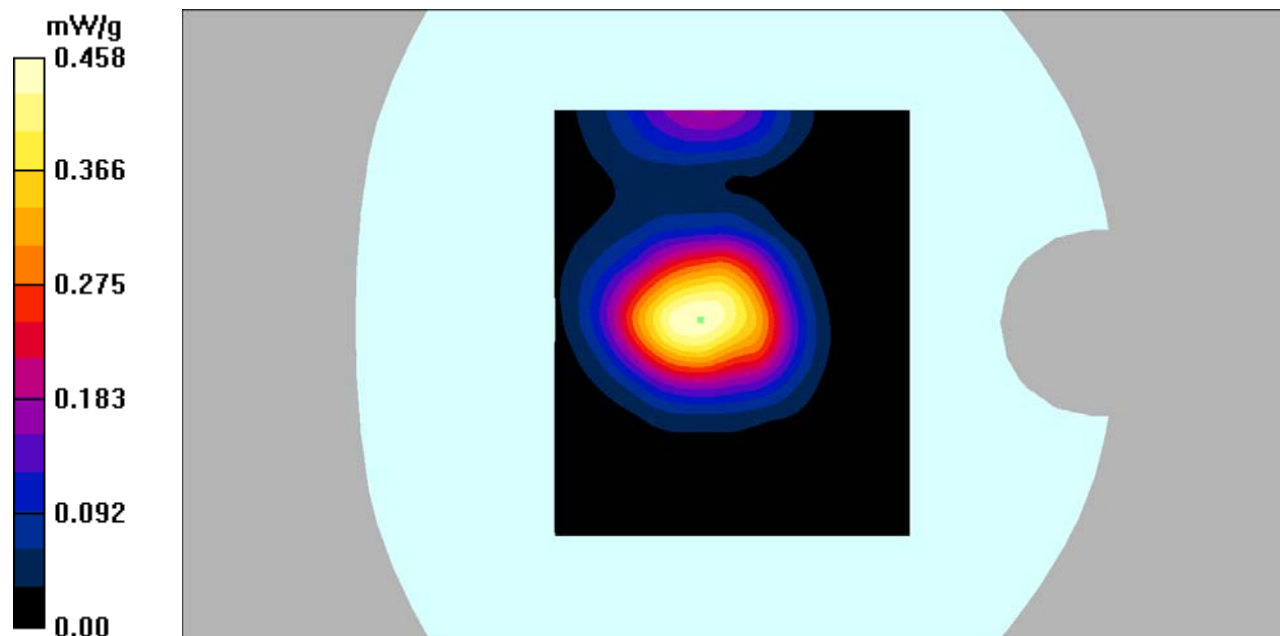
Body Worn Back/GSM 1900 Mid/Zoom Scan (7x7x7)/Cube 0: Measurement grid: dx=5mm, dy=5mm, dz=5mm

Reference Value = 16.1 V/m; Power Drift = 0.024 dB

Peak SAR (extrapolated) = 0.819 W/kg

SAR(1 g) = 0.423 mW/g; SAR(10 g) = 0.225 mW/g

Maximum value of SAR (measured) = 0.458 mW/g



DUT: Mobile Phone; Type: LINK A180;

Communication System: GPRS; Frequency: 1850.2 MHz; Duty Cycle: 1:2

Medium parameters used: $f = 1850.2$ MHz; $\sigma = 1.50$ mho/m; $\epsilon_r = 53.79$; $\rho = 1000$ kg/m³

Phantom section: Flat Section

DASY4 Configuration:

- Probe: EX3DV4 – SN7382; ConvF(8.31, 8.31, 8.31); Calibrated: 26/10/2016
- Sensor-Surface: 4mm (Mechanical Surface Detection)
- Electronics: DAE – SN772; Calibrated: 25/10/2016
- Phantom: TWIN SAM; Type: Twin SAM V5.0; Serial: 1909
- Measurement SW: DASY4, V4.5 Build 19; Postprocessing SW: SEMCAD, V1.8 Build 145

Body Back/GSM 1900 Low/Area Scan (101x121x1): Measurement grid: dx=10mm, dy=10mm

Maximum value of SAR (interpolated) = 0.306 mW/g

Body Back/GSM 1900 Low/Zoom Scan (7x7x7)/Cube 0: Measurement grid: dx=5mm, dy=5mm, dz=5mm

Reference Value = 13.6 V/m; Power Drift = 0.012 dB

Peak SAR (extrapolated) = 0.553 W/kg

SAR(1 g) = 0.283 mW/g; SAR(10 g) = 0.152 mW/g

Maximum value of SAR (measured) = 0.306 mW/g

