

Test Plot 1#: GSM 850_Head Left Cheek_Middle**DUT: Mobile Phone; Type: M50L; Serial: 18092900320**

Communication System: Generic GSM; Frequency: 836.6 MHz; Duty Cycle: 1:8
Medium parameters used: $f = 836.6$ MHz; $\sigma = 0.875$ S/m; $\epsilon_r = 42.306$; $\rho = 1000$ kg/m³ ;
Phantom section: Left Section

DASY5 Configuration:

- Probe: EX3DV4 - SN7441; ConvF(9.98, 9.98, 9.98); Calibrated: 2017/11/2;
- Sensor-Surface: 1.4mm (Mechanical Surface Detection)
- Electronics: DAE3 Sn471; Calibrated: 2017/10/23
- Phantom: SAM (30deg probe tilt) with CRP v5.0_20150321; Type: QD000P40CD; Serial: TP:1874
- Measurement SW: DASY52, Version 52.8 (8);

Area Scan (111x61x1): Interpolated grid: dx=1.500 mm, dy=1.500 mm

Maximum value of SAR (interpolated) = 0.154 W/kg

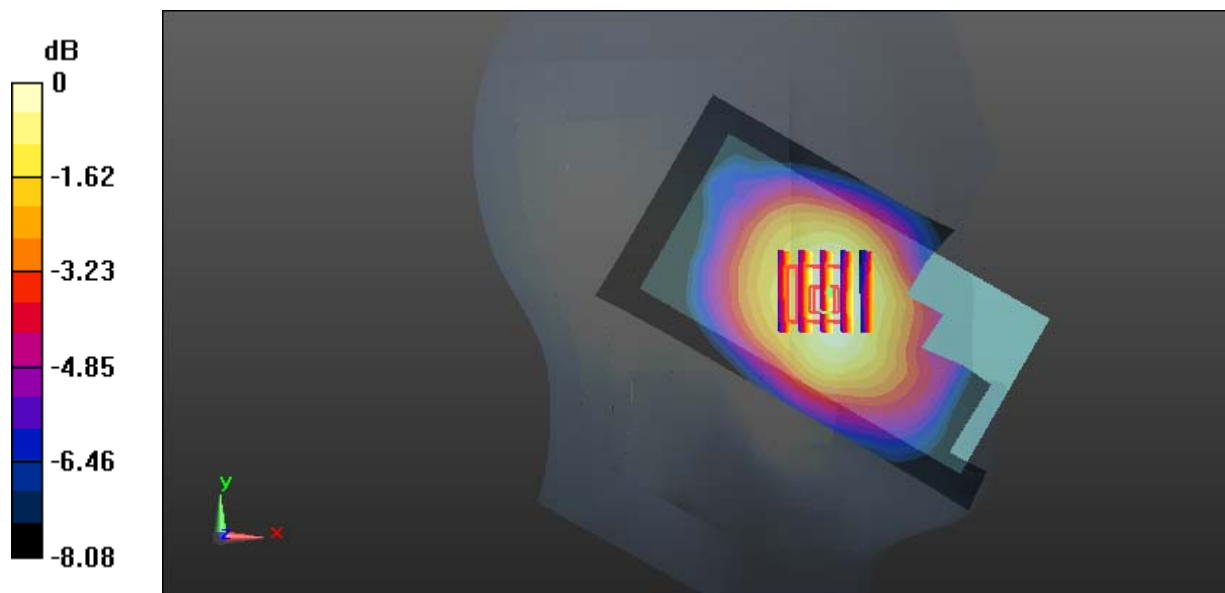
Zoom Scan (5x5x7)/Cube 0: Measurement grid: dx=8mm, dy=8mm, dz=5mm

Reference Value = 5.275 V/m; Power Drift = 0.16 dB

Peak SAR (extrapolated) = 0.171 W/kg

SAR(1 g) = 0.136 W/kg; SAR(10 g) = 0.106 W/kg

Maximum value of SAR (measured) = 0.158 W/kg



Test Plot 2#: GSM 850_Head Left Tilt_Middle**DUT: Mobile Phone; Type: M50L; Serial: 18092900320**

Communication System: Generic GSM; Frequency: 836.6 MHz; Duty Cycle: 1:8
Medium parameters used: $f = 836.6$ MHz; $\sigma = 0.875$ S/m; $\epsilon_r = 42.306$; $\rho = 1000$ kg/m³ ;
Phantom section: Left Section

DASY5 Configuration:

- Probe: EX3DV4 - SN7441; ConvF(9.98, 9.98, 9.98); Calibrated: 2017/11/2;
- Sensor-Surface: 1.4mm (Mechanical Surface Detection)
- Electronics: DAE3 Sn471; Calibrated: 2017/10/23
- Phantom: SAM (30deg probe tilt) with CRP v5.0_20150321; Type: QD000P40CD; Serial: TP:1874
- Measurement SW: DASY52, Version 52.8 (8);

Area Scan (111x61x1): Interpolated grid: dx=1.500 mm, dy=1.500 mm

Maximum value of SAR (interpolated) = 0.0942 W/kg

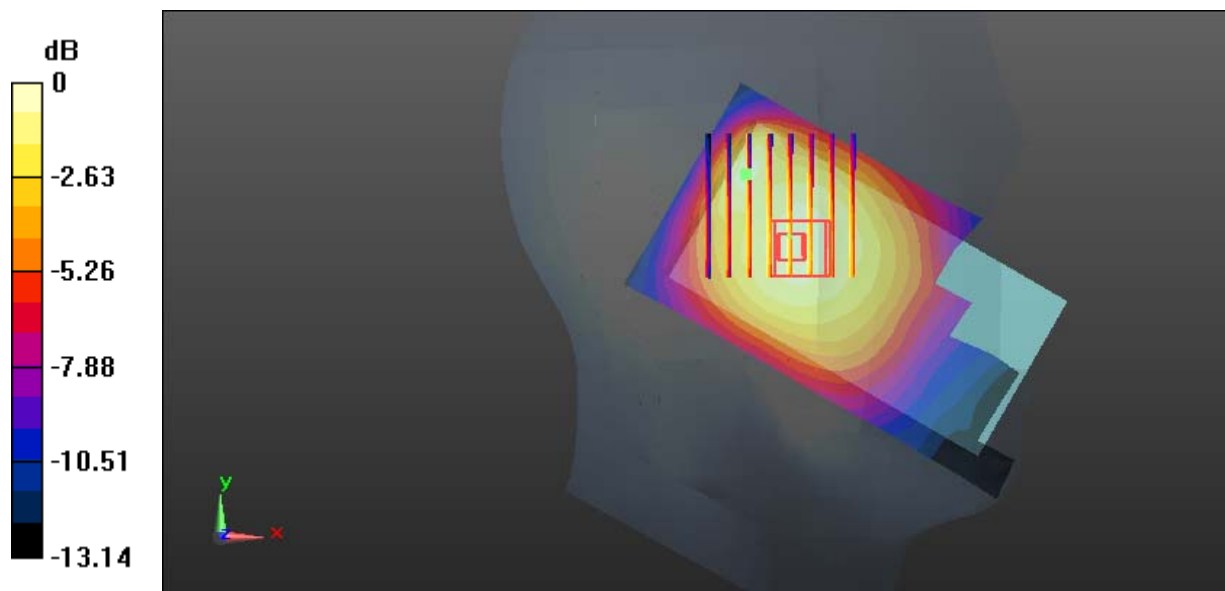
Zoom Scan (8x8x7)/Cube 0: Measurement grid: dx=8mm, dy=8mm, dz=5mm

Reference Value = 7.719 V/m; Power Drift = -0.02 dB

Peak SAR (extrapolated) = 0.105 W/kg

SAR(1 g) = 0.082 W/kg; SAR(10 g) = 0.064 W/kg

Maximum value of SAR (measured) = 0.0974 W/kg



0 dB = 0.0974 W/kg = -10.11 dBW/kg

Test Plot 3#: GSM 850_Head Right Cheek_Middle**DUT: Mobile Phone; Type: M50L; Serial: 18092900320**

Communication System: Generic GSM; Frequency: 836.6 MHz; Duty Cycle: 1:8
Medium parameters used: $f = 836.6$ MHz; $\sigma = 0.875$ S/m; $\epsilon_r = 42.306$; $\rho = 1000$ kg/m³ ;
Phantom section: Right Section

DASY5 Configuration:

- Probe: EX3DV4 - SN7441; ConvF(9.98, 9.98, 9.98); Calibrated: 2017/11/2;
- Sensor-Surface: 1.4mm (Mechanical Surface Detection)
- Electronics: DAE3 Sn471; Calibrated: 2017/10/23
- Phantom: SAM (30deg probe tilt) with CRP v5.0_20150321; Type: QD000P40CD; Serial: TP:1874
- Measurement SW: DASY52, Version 52.8 (8);

Area Scan (111x61x1): Interpolated grid: dx=1.500 mm, dy=1.500 mm

Maximum value of SAR (interpolated) = 0.159 W/kg


Zoom Scan (6x6x7)/Cube 0: Measurement grid: dx=8mm, dy=8mm, dz=5mm

Reference Value = 5.620 V/m; Power Drift = 0.11 dB

Peak SAR (extrapolated) = 0.310 W/kg

SAR(1 g) = 0.156 W/kg; SAR(10 g) = 0.059 W/kg

Maximum value of SAR (measured) = 0.131 W/kg



0 dB = 0.131 W/kg = -8.83 dBW/kg

Test Plot 4#: GSM 850_Head Right Tilt_Middle**DUT: Mobile Phone; Type: M50L; Serial: 18092900320**

Communication System: Generic GSM; Frequency: 836.6 MHz; Duty Cycle: 1:8
Medium parameters used: $f = 836.6$ MHz; $\sigma = 0.875$ S/m; $\epsilon_r = 42.306$; $\rho = 1000$ kg/m³ ;
Phantom section: Right Section

DASY5 Configuration:

- Probe: EX3DV4 - SN7441; ConvF(9.98, 9.98, 9.98); Calibrated: 2017/11/2;
- Sensor-Surface: 1.4mm (Mechanical Surface Detection)
- Electronics: DAE3 Sn471; Calibrated: 2017/10/23
- Phantom: SAM (30deg probe tilt) with CRP v5.0_20150321; Type: QD000P40CD; Serial: TP:1874
- Measurement SW: DASY52, Version 52.8 (8);

Area Scan (111x61x1): Interpolated grid: dx=1.500 mm, dy=1.500 mm

Maximum value of SAR (interpolated) = 0.0918 W/kg


Zoom Scan (5x5x7)/Cube 0: Measurement grid: dx=8mm, dy=8mm, dz=5mm

Reference Value = 7.574 V/m; Power Drift = 0.11 dB

Peak SAR (extrapolated) = 0.101 W/kg

SAR(1 g) = 0.079 W/kg; SAR(10 g) = 0.061 W/kg

Maximum value of SAR (measured) = 0.0943 W/kg



Test Plot 5#: GSM 850_Body Worn Back_Middle**DUT: Mobile Phone; Type: M50L; Serial: 18092900320**

Communication System: Generic GSM; Frequency: 836.6 MHz; Duty Cycle: 1:8
Medium parameters used: $f = 836.6$ MHz; $\sigma = 0.956$ S/m; $\epsilon_r = 57.261$; $\rho = 1000$ kg/m³ ;
Phantom section: Flat Section

DASY5 Configuration:

- Probe: EX3DV4 - SN7441; ConvF(9.95, 9.95, 9.95); Calibrated: 2017/11/2;
- Sensor-Surface: 1.4mm (Mechanical Surface Detection)
- Electronics: DAE3 Sn471; Calibrated: 2017/10/23
- Phantom: SAM (30deg probe tilt) with CRP v5.0_20150321; Type: QD000P40CD; Serial: TP:1874
- Measurement SW: DASY52, Version 52.8 (8);

Area Scan (61x111x1): Interpolated grid: dx=1.500 mm, dy=1.500 mm

Maximum value of SAR (interpolated) = 0.319 W/kg

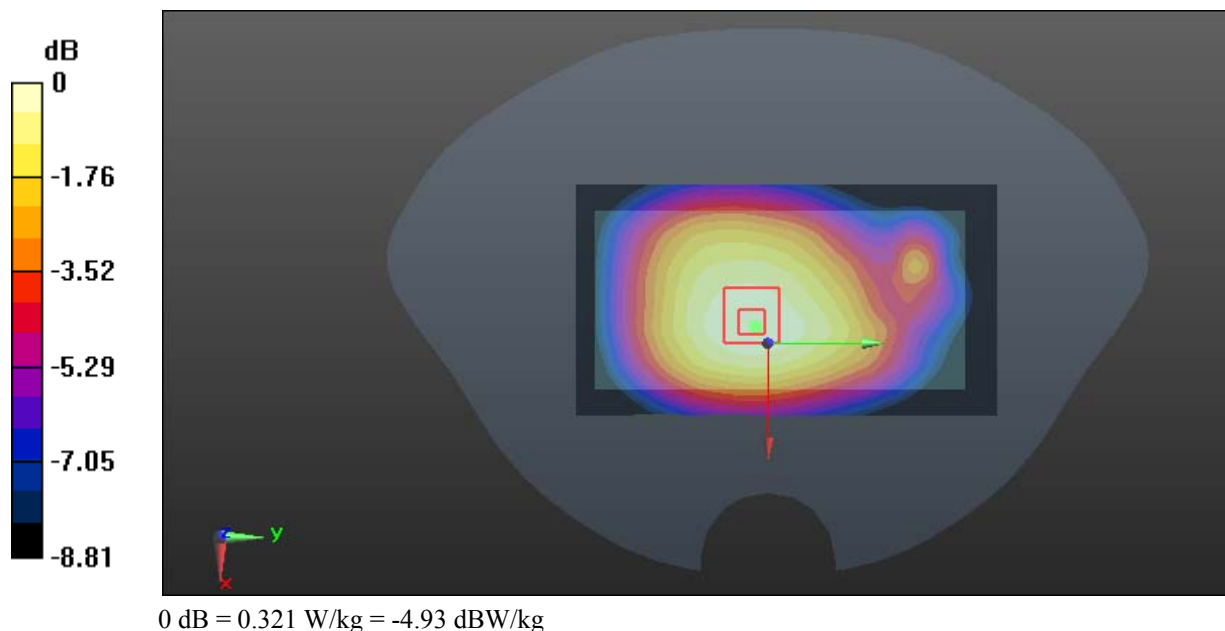
Zoom Scan (5x5x7)/Cube 0: Measurement grid: dx=8mm, dy=8mm, dz=5mm

Reference Value = 16.88 V/m; Power Drift = -0.10 dB

Peak SAR (extrapolated) = 0.352 W/kg

SAR(1 g) = 0.261 W/kg; SAR(10 g) = 0.196 W/kg

Maximum value of SAR (measured) = 0.321 W/kg



Test Plot 6#: GSM 850_Body Back_Middle**DUT: Mobile Phone; Type: M50L; Serial: 18092900320**

Communication System: Generic GPRS-4 slots; Frequency: 836.6 MHz; Duty Cycle: 1:2
Medium parameters used: $f = 836.6$ MHz; $\sigma = 0.956$ S/m; $\epsilon_r = 57.261$; $\rho = 1000$ kg/m³ ;
Phantom section: Flat Section

DASY5 Configuration:

- Probe: EX3DV4 - SN7441; ConvF(9.95, 9.95, 9.95); Calibrated: 2017/11/2;
- Sensor-Surface: 1.4mm (Mechanical Surface Detection)
- Electronics: DAE3 Sn471; Calibrated: 2017/10/23
- Phantom: SAM (30deg probe tilt) with CRP v5.0_20150321; Type: QD000P40CD; Serial: TP:1874
- Measurement SW: DASY52, Version 52.8 (8);

Area Scan (61x111x1): Interpolated grid: dx=1.500 mm, dy=1.500 mm

Maximum value of SAR (interpolated) = 0.470 W/kg

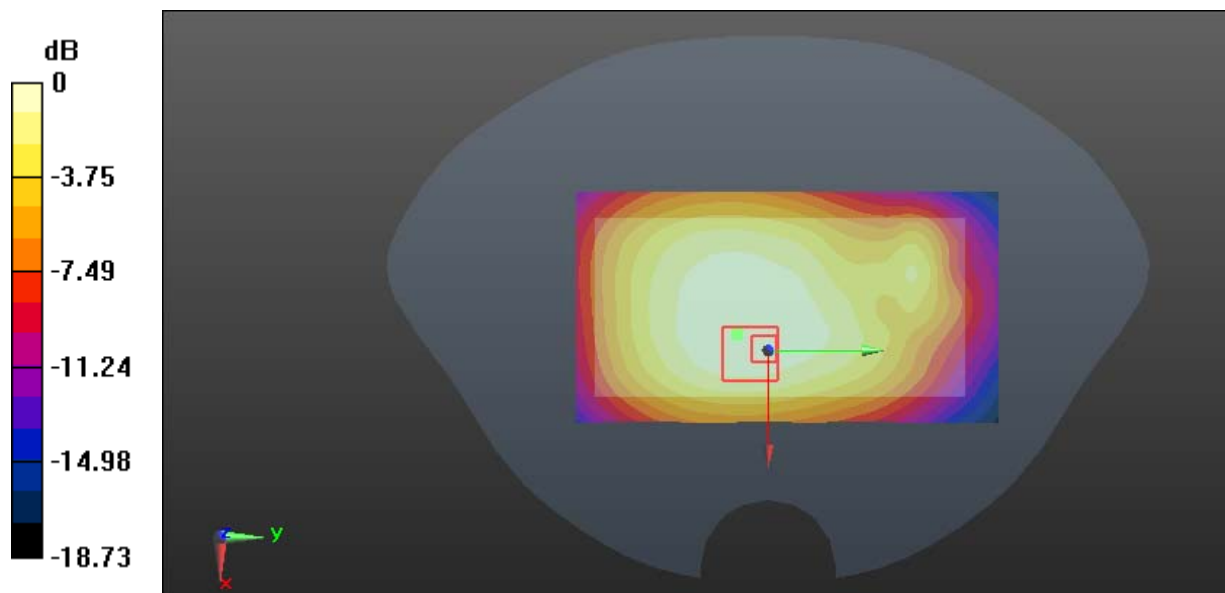
Zoom Scan (6x6x7)/Cube 0: Measurement grid: dx=8mm, dy=8mm, dz=5mm

Reference Value = 19.99 V/m; Power Drift = -0.14 dB

Peak SAR (extrapolated) = 1.10 W/kg

SAR(1 g) = 0.523 W/kg; SAR(10 g) = 0.300 W/kg

Maximum value of SAR (measured) = 0.466 W/kg



Test Plot 7#: GSM 850_Body Left_Middle**DUT: Mobile Phone; Type: M50L; Serial: 18092900320**

Communication System: Generic GPRS-4 slots; Frequency: 836.6 MHz; Duty Cycle: 1:2
Medium parameters used: $f = 836.6$ MHz; $\sigma = 0.956$ S/m; $\epsilon_r = 57.261$; $\rho = 1000$ kg/m³ ;
Phantom section: Flat Section

DASY5 Configuration:

- Probe: EX3DV4 - SN7441; ConvF(9.95, 9.95, 9.95); Calibrated: 2017/11/2;
- Sensor-Surface: 1.4mm (Mechanical Surface Detection)
- Electronics: DAE3 Sn471; Calibrated: 2017/10/23
- Phantom: SAM (30deg probe tilt) with CRP v5.0_20150321; Type: QD000P40CD; Serial: TP:1874
- Measurement SW: DASY52, Version 52.8 (8);

Area Scan (41x111x1): Interpolated grid: dx=1.500 mm, dy=1.500 mm

Maximum value of SAR (interpolated) = 0.253 W/kg

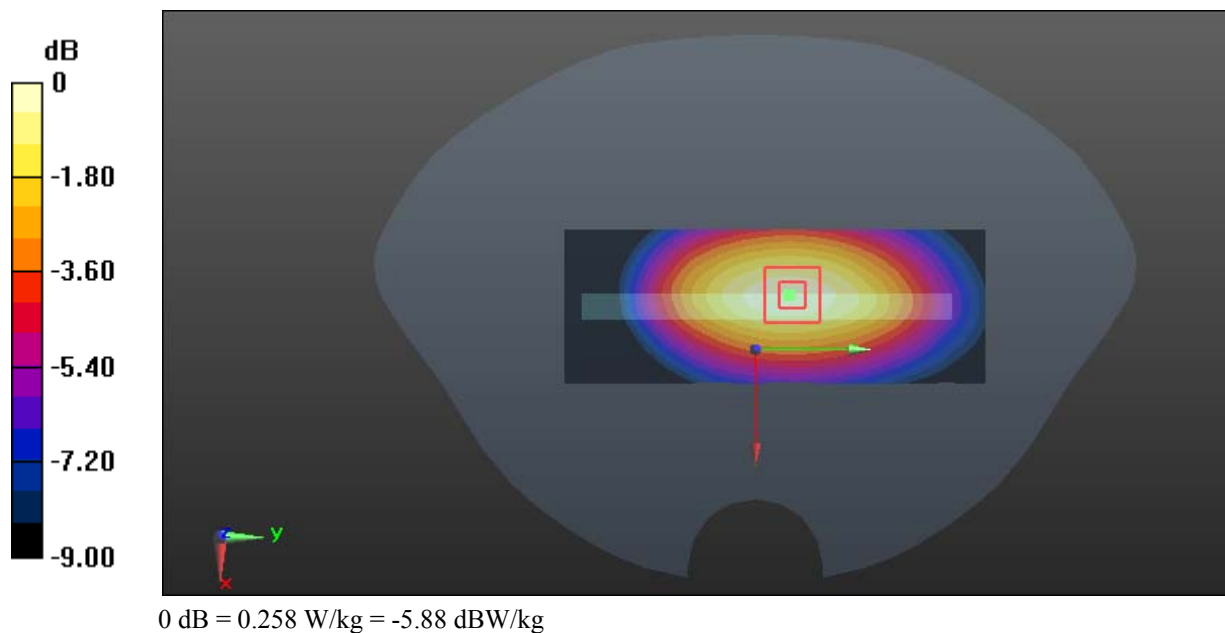
Zoom Scan (5x5x7)/Cube 0: Measurement grid: dx=8mm, dy=8mm, dz=5mm

Reference Value = 13.85 V/m; Power Drift = 0.05 dB

Peak SAR (extrapolated) = 0.291 W/kg

SAR(1 g) = 0.196 W/kg; SAR(10 g) = 0.137 W/kg

Maximum value of SAR (measured) = 0.258 W/kg



Test Plot 8#: GSM 850_Body Bottom_Middle**DUT: Mobile Phone; Type: M50L; Serial: 18092900320**

Communication System: Generic GPRS-4 slots; Frequency: 836.6 MHz; Duty Cycle: 1:2
Medium parameters used: $f = 836.6$ MHz; $\sigma = 0.956$ S/m; $\epsilon_r = 57.261$; $\rho = 1000$ kg/m³ ;
Phantom section: Flat Section

DASY5 Configuration:

- Probe: EX3DV4 - SN7441; ConvF(9.95, 9.95, 9.95); Calibrated: 2017/11/2;
- Sensor-Surface: 1.4mm (Mechanical Surface Detection)
- Electronics: DAE3 Sn471; Calibrated: 2017/10/23
- Phantom: SAM (30deg probe tilt) with CRP v5.0_20150321; Type: QD000P40CD; Serial: TP:1874
- Measurement SW: DASY52, Version 52.8 (8);

Area Scan (51x71x1): Interpolated grid: dx=1.500 mm, dy=1.500 mm

Maximum value of SAR (interpolated) = 0.164 W/kg

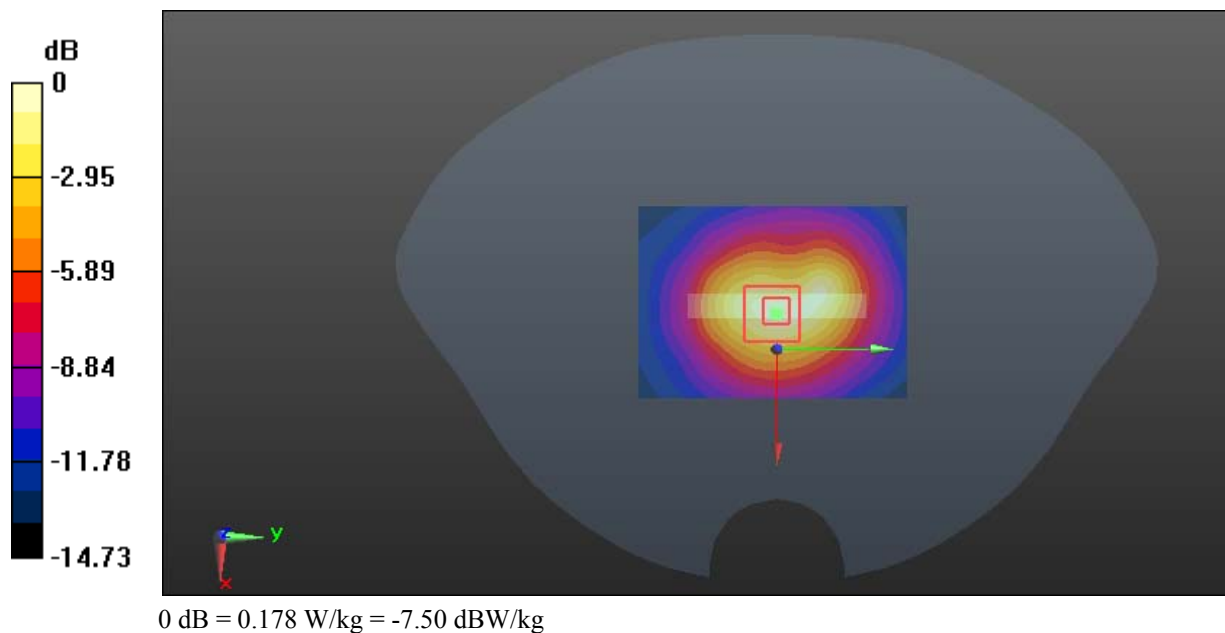
Zoom Scan (5x5x7)/Cube 0: Measurement grid: dx=8mm, dy=8mm, dz=5mm

Reference Value = 11.39 V/m; Power Drift = -0.14 dB

Peak SAR (extrapolated) = 0.250 W/kg

SAR(1 g) = 0.115 W/kg; SAR(10 g) = 0.066 W/kg

Maximum value of SAR (measured) = 0.178 W/kg



Test Plot 9#: GSM 1900_Head Left Cheek_Middle**DUT: Mobile Phone; Type: M50L; Serial: 18092900320**

Communication System: Generic GSM; Frequency: 1880 MHz; Duty Cycle: 1:8
Medium parameters used: $f = 1880$ MHz; $\sigma = 1.373$ S/m; $\epsilon_r = 40.373$; $\rho = 1000$ kg/m³ ;
Phantom section: Left Section

DASY5 Configuration:

- Probe: EX3DV4 - SN7441; ConvF(7.9, 7.9, 7.9); Calibrated: 2017/11/2;
- Sensor-Surface: 1.4mm (Mechanical Surface Detection)
- Electronics: DAE3 Sn471; Calibrated: 2017/10/23
- Phantom: SAM (30deg probe tilt) with CRP v5.0_20150321; Type: QD000P40CD; Serial: TP:1874
- Measurement SW: DASY52, Version 52.8 (8);

Area Scan (111x61x1): Interpolated grid: dx=1.500 mm, dy=1.500 mm

Maximum value of SAR (interpolated) = 0.183 W/kg


Zoom Scan (5x5x7)/Cube 0: Measurement grid: dx=8mm, dy=8mm, dz=5mm

Reference Value = 4.959 V/m; Power Drift = 0.01 dB

Peak SAR (extrapolated) = 0.206 W/kg

SAR(1 g) = 0.132 W/kg; SAR(10 g) = 0.086 W/kg

Maximum value of SAR (measured) = 0.175 W/kg



0 dB = 0.175 W/kg = -7.57 dBW/kg

Test Plot 10#: GSM 1900_Head Left Tilt_Middle**DUT: Mobile Phone; Type: M50L; Serial: 18092900320**

Communication System: Generic GSM; Frequency: 1880 MHz; Duty Cycle: 1:8
Medium parameters used: $f = 1880$ MHz; $\sigma = 1.373$ S/m; $\epsilon_r = 40.373$; $\rho = 1000$ kg/m³ ;
Phantom section: Left Section

DASY5 Configuration:

- Probe: EX3DV4 - SN7441; ConvF(7.9, 7.9, 7.9); Calibrated: 2017/11/2;
- Sensor-Surface: 1.4mm (Mechanical Surface Detection)
- Electronics: DAE3 Sn471; Calibrated: 2017/10/23
- Phantom: SAM (30deg probe tilt) with CRP v5.0_20150321; Type: QD000P40CD; Serial: TP:1874
- Measurement SW: DASY52, Version 52.8 (8);

Area Scan (111x61x1): Interpolated grid: dx=1.500 mm, dy=1.500 mm

Maximum value of SAR (interpolated) = 0.0678 W/kg

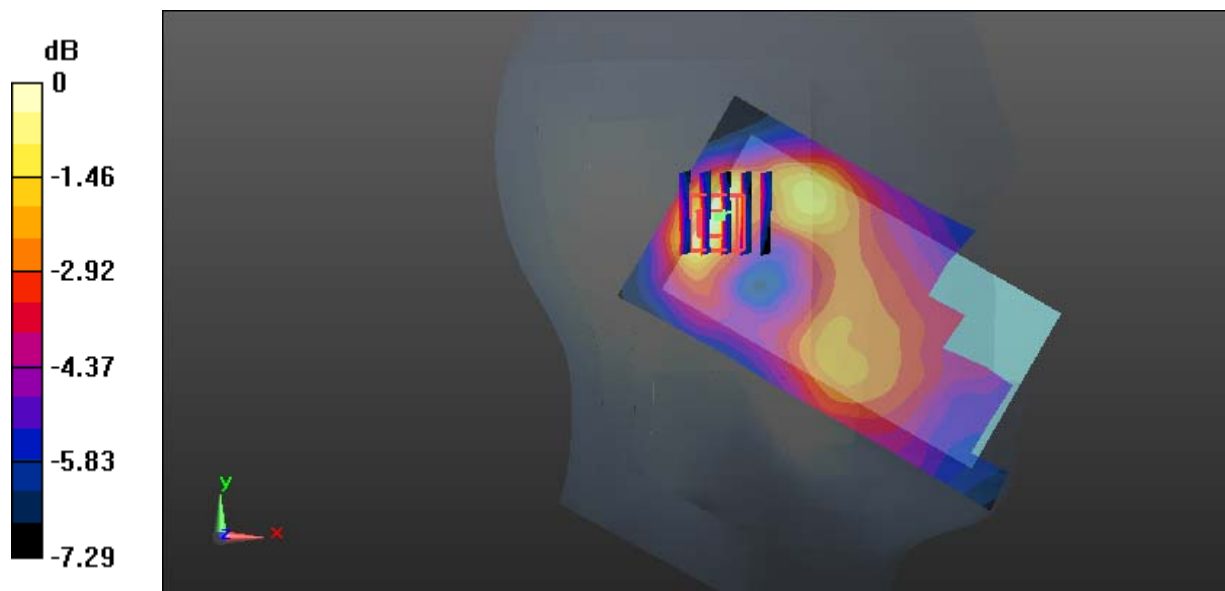
Zoom Scan (5x5x7)/Cube 0: Measurement grid: dx=8mm, dy=8mm, dz=5mm

Reference Value = 6.230 V/m; Power Drift = 0.15 dB

Peak SAR (extrapolated) = 0.0810 W/kg

SAR(1 g) = 0.049 W/kg; SAR(10 g) = 0.032 W/kg

Maximum value of SAR (measured) = 0.0678 W/kg



0 dB = 0.0678 W/kg = -11.69 dBW/kg

Test Plot 11#: GSM 1900_Head Right Cheek_Middle**DUT: Mobile Phone; Type: M50L; Serial: 18092900320**

Communication System: Generic GSM; Frequency: 1880 MHz; Duty Cycle: 1:8
Medium parameters used: $f = 1880$ MHz; $\sigma = 1.373$ S/m; $\epsilon_r = 40.373$; $\rho = 1000$ kg/m³ ;
Phantom section: Right Section

DASY5 Configuration:

- Probe: EX3DV4 - SN7441; ConvF(7.9, 7.9, 7.9); Calibrated: 2017/11/2;
- Sensor-Surface: 1.4mm (Mechanical Surface Detection)
- Electronics: DAE3 Sn471; Calibrated: 2017/10/23
- Phantom: SAM (30deg probe tilt) with CRP v5.0_20150321; Type: QD000P40CD; Serial: TP:1874
- Measurement SW: DASY52, Version 52.8 (8);

Area Scan (111x61x1): Interpolated grid: dx=1.500 mm, dy=1.500 mm

Maximum value of SAR (interpolated) = 0.110 W/kg


Zoom Scan (6x6x7)/Cube 0: Measurement grid: dx=8mm, dy=8mm, dz=5mm

Reference Value = 4.556 V/m; Power Drift = -0.17 dB

Peak SAR (extrapolated) = 0.122 W/kg

SAR(1 g) = 0.083 W/kg; SAR(10 g) = 0.058 W/kg

Maximum value of SAR (measured) = 0.106 W/kg



Test Plot 12#: GSM 1900_Head Right Tilt_Middle**DUT: Mobile Phone; Type: M50L; Serial: 18092900320**

Communication System: Generic GSM; Frequency: 1880 MHz; Duty Cycle: 1:8
Medium parameters used: $f = 1880$ MHz; $\sigma = 1.373$ S/m; $\epsilon_r = 40.373$; $\rho = 1000$ kg/m³ ;
Phantom section: Right Section

DASY5 Configuration:

- Probe: EX3DV4 - SN7441; ConvF(7.9, 7.9, 7.9); Calibrated: 2017/11/2;
- Sensor-Surface: 1.4mm (Mechanical Surface Detection)
- Electronics: DAE3 Sn471; Calibrated: 2017/10/23
- Phantom: SAM (30deg probe tilt) with CRP v5.0_20150321; Type: QD000P40CD; Serial: TP:1874
- Measurement SW: DASY52, Version 52.8 (8);

Area Scan (111x61x1): Interpolated grid: dx=1.500 mm, dy=1.500 mm

Maximum value of SAR (interpolated) = 0.0751 W/kg

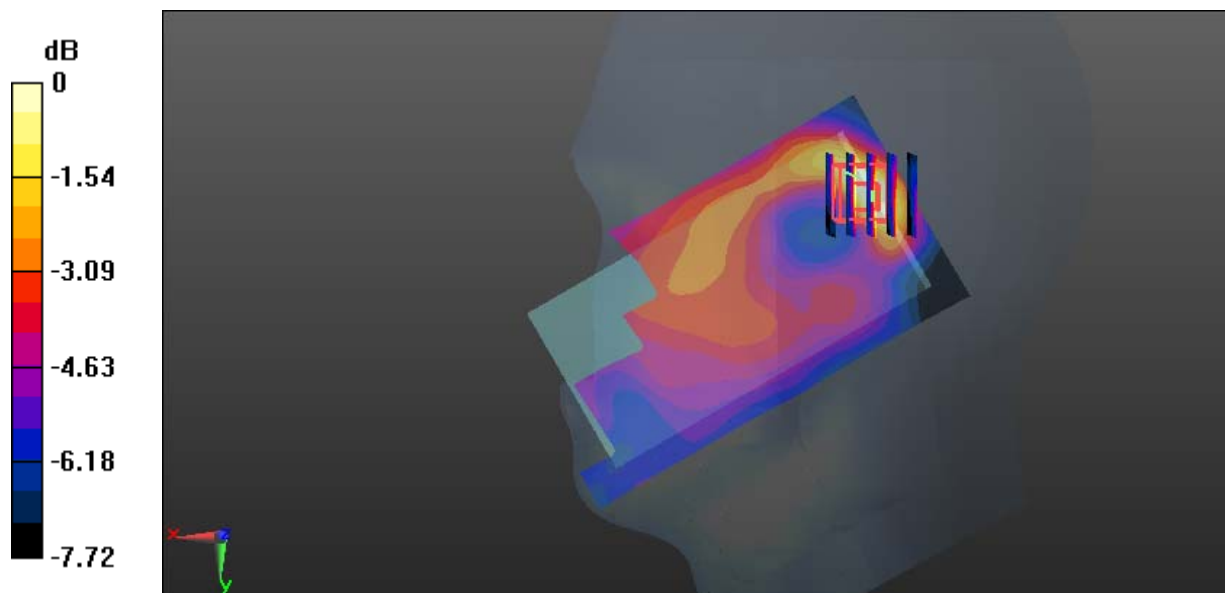
Zoom Scan (5x5x7)/Cube 0: Measurement grid: dx=8mm, dy=8mm, dz=5mm

Reference Value = 5.730 V/m; Power Drift = -0.10 dB

Peak SAR (extrapolated) = 0.0880 W/kg

SAR(1 g) = 0.049 W/kg; SAR(10 g) = 0.030 W/kg

Maximum value of SAR (measured) = 0.0651 W/kg



0 dB = 0.0651 W/kg = -11.86 dBW/kg

Test Plot 13#: GSM 1900_Body Worn Back_Middle**DUT: Mobile Phone; Type: M50L; Serial: 18092900320**

Communication System: Generic GSM; Frequency: 1880 MHz; Duty Cycle: 1:8
Medium parameters used: $f = 1880$ MHz; $\sigma = 1.493$ S/m; $\epsilon_r = 54.171$; $\rho = 1000$ kg/m³ ;
Phantom section: Flat Section

DASY5 Configuration:

- Probe: EX3DV4 - SN7441; ConvF(7.79, 7.79, 7.79); Calibrated: 2017/11/2;
- Sensor-Surface: 1.4mm (Mechanical Surface Detection)
- Electronics: DAE3 Sn471; Calibrated: 2017/10/23
- Phantom: SAM (30deg probe tilt) with CRP v5.0_20150321; Type: QD000P40CD; Serial: TP:1874
- Measurement SW: DASY52, Version 52.8 (8);

Area Scan (61x111x1): Interpolated grid: dx=1.500 mm, dy=1.500 mm

Maximum value of SAR (interpolated) = 0.244 W/kg

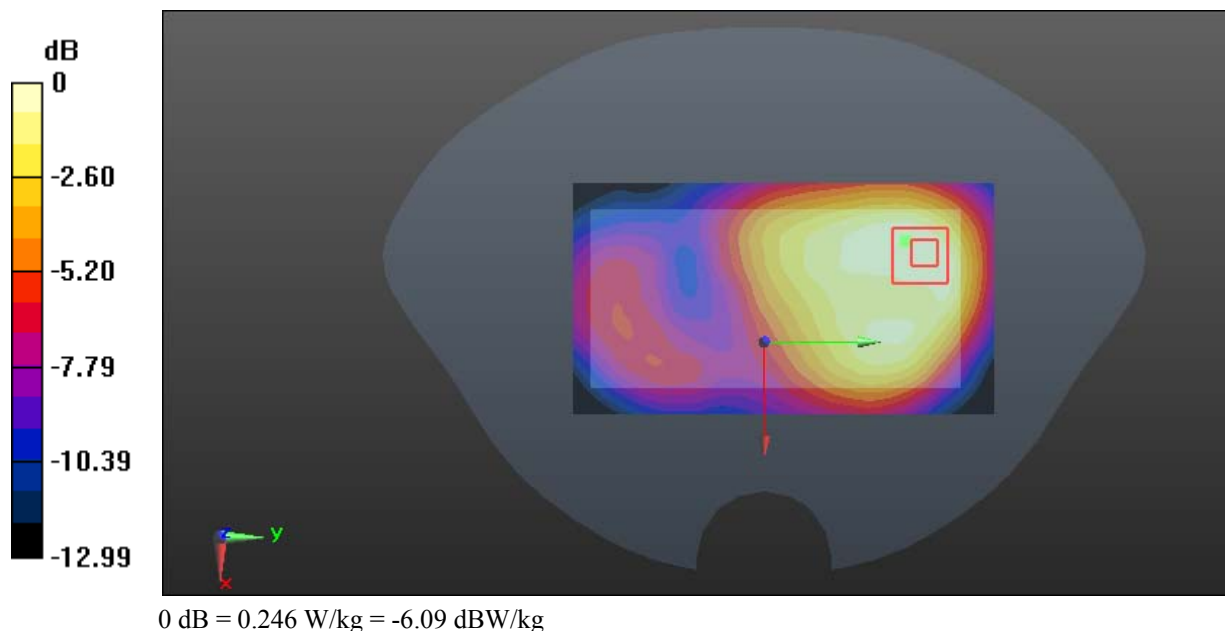
Zoom Scan (5x5x7)/Cube 0: Measurement grid: dx=8mm, dy=8mm, dz=5mm

Reference Value = 7.615 V/m; Power Drift = 0.10 dB

Peak SAR (extrapolated) = 0.351 W/kg

SAR(1 g) = 0.229 W/kg; SAR(10 g) = 0.145 W/kg

Maximum value of SAR (measured) = 0.246 W/kg



Test Plot 14#: GSM 1900_Body Back_Middle**DUT: Mobile Phone; Type: M50L; Serial: 18092900320**

Communication System: Generic GPRS-4 slots; Frequency: 1880 MHz; Duty Cycle: 1:2
Medium parameters used: $f = 1880$ MHz; $\sigma = 1.493$ S/m; $\epsilon_r = 54.171$; $\rho = 1000$ kg/m³ ;
Phantom section: Flat Section

DASY5 Configuration:

- Probe: EX3DV4 - SN7441; ConvF(7.79, 7.79, 7.79); Calibrated: 2017/11/2;
- Sensor-Surface: 1.4mm (Mechanical Surface Detection)
- Electronics: DAE3 Sn471; Calibrated: 2017/10/23
- Phantom: SAM (30deg probe tilt) with CRP v5.0_20150321; Type: QD000P40CD; Serial: TP:1874
- Measurement SW: DASY52, Version 52.8 (8);

Area Scan (61x111x1): Interpolated grid: dx=1.500 mm, dy=1.500 mm

Maximum value of SAR (interpolated) = 0.381 W/kg

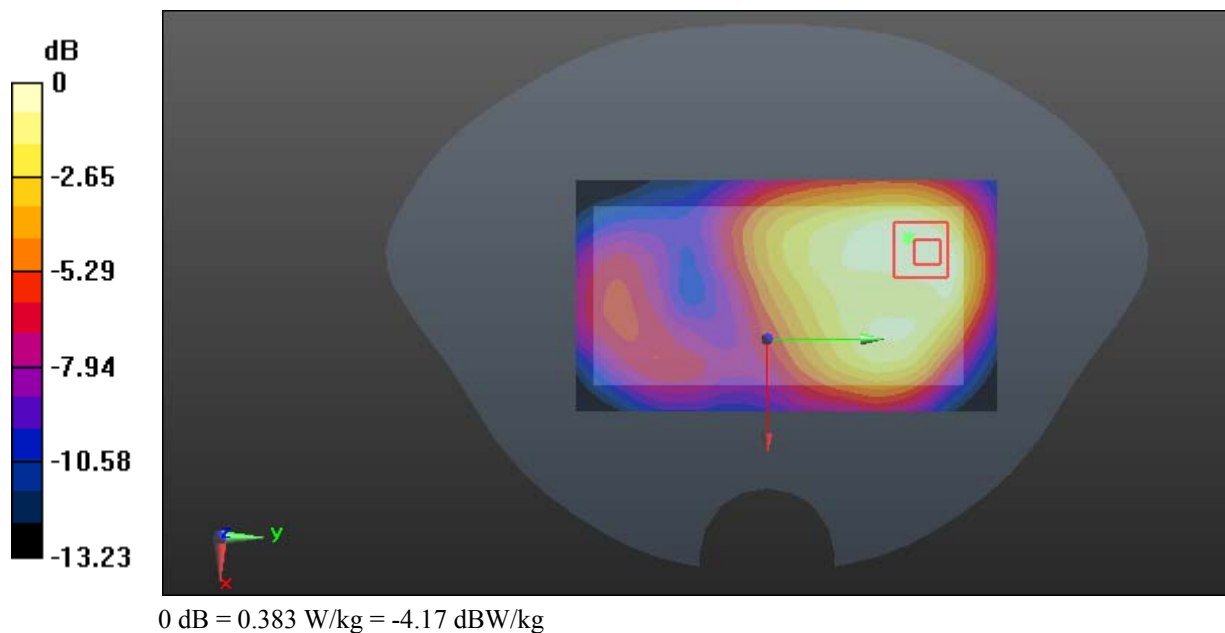
Zoom Scan (5x5x7)/Cube 0: Measurement grid: dx=8mm, dy=8mm, dz=5mm

Reference Value = 9.323 V/m; Power Drift = 0.19 dB

Peak SAR (extrapolated) = 0.562 W/kg

SAR(1 g) = 0.353 W/kg; SAR(10 g) = 0.222 W/kg

Maximum value of SAR (measured) = 0.383 W/kg



Test Plot 15#: GSM 1900_Body Left_Middle**DUT: Mobile Phone; Type: M50L; Serial: 18092900320**

Communication System: Generic GPRS-4 slots; Frequency: 1880 MHz; Duty Cycle: 1:2
Medium parameters used: $f = 1880$ MHz; $\sigma = 1.493$ S/m; $\epsilon_r = 54.171$; $\rho = 1000$ kg/m³ ;
Phantom section: Flat Section

DASY5 Configuration:

- Probe: EX3DV4 - SN7441; ConvF(7.79, 7.79, 7.79); Calibrated: 2017/11/2;
- Sensor-Surface: 1.4mm (Mechanical Surface Detection)
- Electronics: DAE3 Sn471; Calibrated: 2017/10/23
- Phantom: SAM (30deg probe tilt) with CRP v5.0_20150321; Type: QD000P40CD; Serial: TP:1874
- Measurement SW: DASY52, Version 52.8 (8);

Area Scan (41x111x1): Interpolated grid: dx=1.500 mm, dy=1.500 mm

Maximum value of SAR (interpolated) = 0.185 W/kg

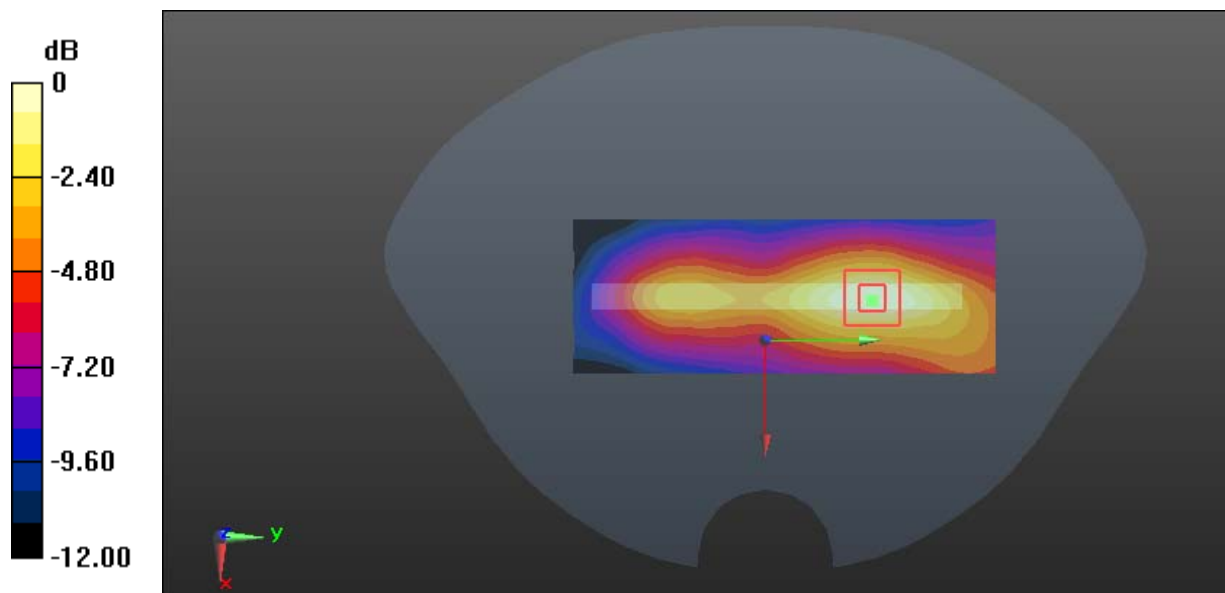
Zoom Scan (5x5x7)/Cube 0: Measurement grid: dx=8mm, dy=8mm, dz=5mm

Reference Value = 7.848 V/m; Power Drift = -0.14 dB

Peak SAR (extrapolated) = 0.242 W/kg

SAR(1 g) = 0.162 W/kg; SAR(10 g) = 0.099 W/kg

Maximum value of SAR (measured) = 0.183 W/kg



0 dB = 0.183 W/kg = -7.38 dBW/kg

Test Plot 16#: GSM 1900_Body Bottom_Middle**DUT: Mobile Phone; Type: M50L; Serial: 18092900320**

Communication System: Generic GPRS-4 slots; Frequency: 1880 MHz; Duty Cycle: 1:2
Medium parameters used: $f = 1880$ MHz; $\sigma = 1.493$ S/m; $\epsilon_r = 54.171$; $\rho = 1000$ kg/m³ ;
Phantom section: Flat Section

DASY5 Configuration:

- Probe: EX3DV4 - SN7441; ConvF(7.79, 7.79, 7.79); Calibrated: 2017/11/2;
- Sensor-Surface: 1.4mm (Mechanical Surface Detection)
- Electronics: DAE3 Sn471; Calibrated: 2017/10/23
- Phantom: SAM (30deg probe tilt) with CRP v5.0_20150321; Type: QD000P40CD; Serial: TP:1874
- Measurement SW: DASY52, Version 52.8 (8);

Area Scan (41x71x1): Interpolated grid: dx=1.500 mm, dy=1.500 mm

Maximum value of SAR (interpolated) = 0.849 W/kg

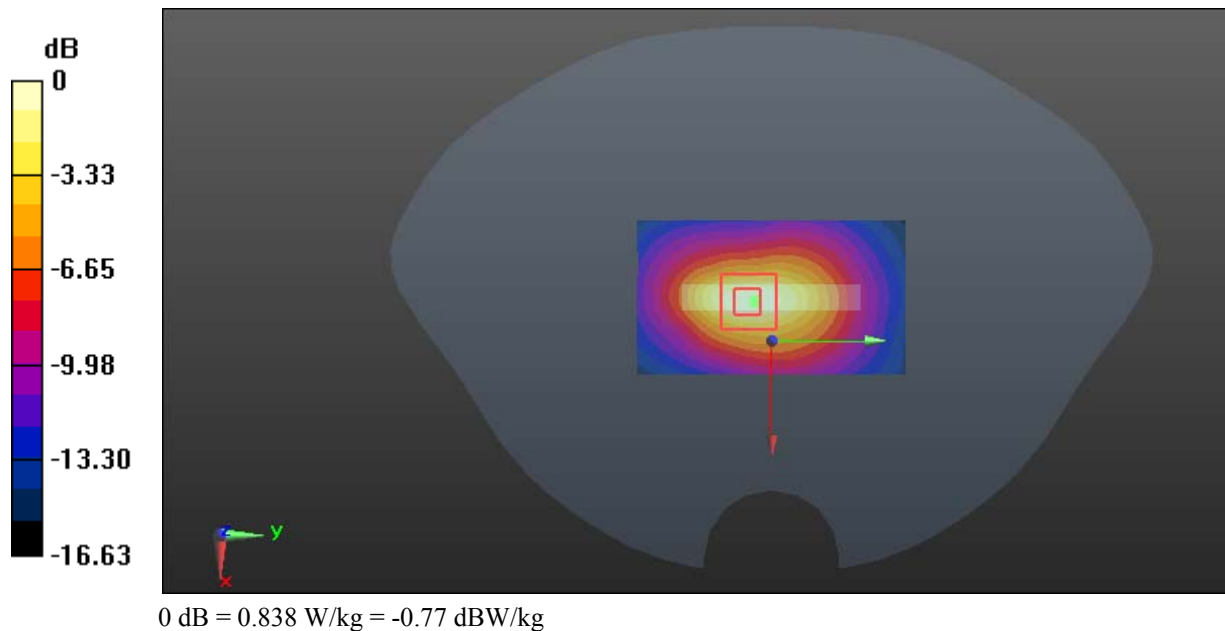
Zoom Scan (5x5x7)/Cube 0: Measurement grid: dx=8mm, dy=8mm, dz=5mm

Reference Value = 22.55 V/m; Power Drift = -0.09 dB

Peak SAR (extrapolated) = 1.31 W/kg

SAR(1 g) = 0.738 W/kg; SAR(10 g) = 0.393 W/kg

Maximum value of SAR (measured) = 0.838 W/kg



Test Plot 17#: WCDMA Band 2_Head Left Cheek_Middle

DUT: Mobile Phone; Type: M50L; Serial: 18092900320

Communication System: WCDMA; Frequency: 1880 MHz; Duty Cycle: 1:1
 Medium parameters used: $f = 1880 \text{ MHz}$; $\sigma = 1.373 \text{ S/m}$; $\epsilon_r = 40.373$; $\rho = 1000 \text{ kg/m}^3$;
 Phantom section: Left Section

DASY5 Configuration:

- Probe: EX3DV4 - SN7441; ConvF(7.9, 7.9, 7.9); Calibrated: 2017/11/2;
- Sensor-Surface: 1.4mm (Mechanical Surface Detection)
- Electronics: DAE3 Sn471; Calibrated: 2017/10/23
- Phantom: SAM (30deg probe tilt) with CRP v5.0_20150321; Type: QD000P40CD; Serial: TP:1874
- Measurement SW: DASY52, Version 52.8 (8);

Area Scan (111x61x1): Interpolated grid: $dx=1.500 \text{ mm}$, $dy=1.500 \text{ mm}$

Maximum value of SAR (interpolated) = 0.526 W/kg


Zoom Scan (6x5x7)/Cube 0: Measurement grid: $dx=8\text{mm}$, $dy=8\text{mm}$, $dz=5\text{mm}$

Reference Value = 7.320 V/m; Power Drift = -0.02 dB

Peak SAR (extrapolated) = 0.596 W/kg

SAR(1 g) = 0.375 W/kg; SAR(10 g) = 0.237 W/kg

Maximum value of SAR (measured) = 0.500 W/kg



0 dB = 0.500 W/kg = -3.01 dBW/kg

Test Plot 18#: WCDMA Band 2_Head Left Tilt_Middle

DUT: Mobile Phone; Type: M50L; Serial: 18092900320

Communication System: WCDMA; Frequency: 1880 MHz; Duty Cycle: 1:1
 Medium parameters used: $f = 1880 \text{ MHz}$; $\sigma = 1.373 \text{ S/m}$; $\epsilon_r = 40.373$; $\rho = 1000 \text{ kg/m}^3$;
 Phantom section: Left Section

DASY5 Configuration:


- Probe: EX3DV4 - SN7441; ConvF(7.9, 7.9, 7.9); Calibrated: 2017/11/2;
- Sensor-Surface: 1.4mm (Mechanical Surface Detection)
- Electronics: DAE3 Sn471; Calibrated: 2017/10/23
- Phantom: SAM (30deg probe tilt) with CRP v5.0_20150321; Type: QD000P40CD; Serial: TP:1874
- Measurement SW: DASY52, Version 52.8 (8);

Area Scan (111x61x1): Interpolated grid: $dx=1.500 \text{ mm}$, $dy=1.500 \text{ mm}$
 Maximum value of SAR (interpolated) = 0.128 W/kg

Zoom Scan (5x5x7)/Cube 0: Measurement grid: $dx=8\text{mm}$, $dy=8\text{mm}$, $dz=5\text{mm}$
 Reference Value = 8.585 V/m; Power Drift = 0.07 dB
 Peak SAR (extrapolated) = 0.159 W/kg

SAR(1 g) = 0.091 W/kg; SAR(10 g) = 0.055 W/kg

Maximum value of SAR (measured) = 0.132 W/kg



0 dB = 0.132 W/kg = -8.79 dBW/kg

Test Plot 19#: WCDMA Band 2_Head Right Cheek_Middle**DUT: Mobile Phone; Type: M50L; Serial: 18092900320**

Communication System: WCDMA; Frequency: 1880 MHz; Duty Cycle: 1:1
Medium parameters used: $f = 1880$ MHz; $\sigma = 1.373$ S/m; $\epsilon_r = 40.373$; $\rho = 1000$ kg/m³ ;
Phantom section: Right Section

DASY5 Configuration:

- Probe: EX3DV4 - SN7441; ConvF(7.9, 7.9, 7.9); Calibrated: 2017/11/2;
- Sensor-Surface: 1.4mm (Mechanical Surface Detection)
- Electronics: DAE3 Sn471; Calibrated: 2017/10/23
- Phantom: SAM (30deg probe tilt) with CRP v5.0_20150321; Type: QD000P40CD; Serial: TP:1874
- Measurement SW: DASY52, Version 52.8 (8);

Area Scan (111x61x1): Interpolated grid: dx=1.500 mm, dy=1.500 mm

Maximum value of SAR (interpolated) = 0.353 W/kg

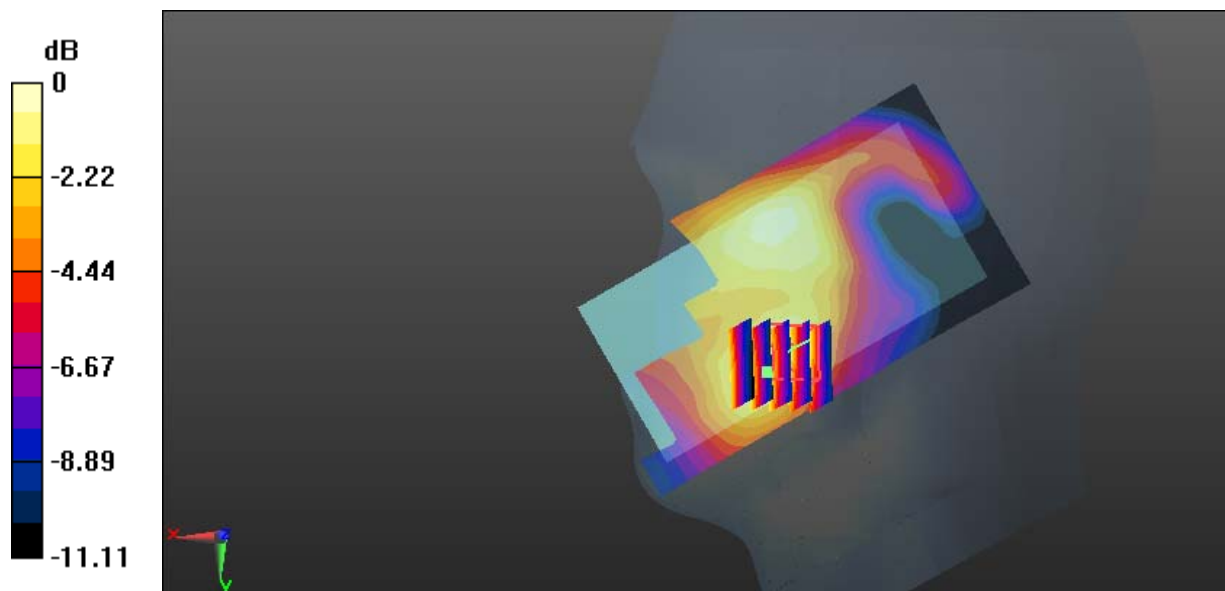
Zoom Scan (5x5x7)/Cube 0: Measurement grid: dx=8mm, dy=8mm, dz=5mm

Reference Value = 6.480 V/m; Power Drift = 0.10 dB

Peak SAR (extrapolated) = 0.427 W/kg

SAR(1 g) = 0.274 W/kg; SAR(10 g) = 0.176 W/kg

Maximum value of SAR (measured) = 0.364 W/kg



Test Plot 20#: WCDMA Band 2_Head Right Tilt_Middle**DUT: Mobile Phone; Type: M50L; Serial: 18092900320**

Communication System: WCDMA; Frequency: 1880 MHz; Duty Cycle: 1:1
Medium parameters used: $f = 1880$ MHz; $\sigma = 1.373$ S/m; $\epsilon_r = 40.373$; $\rho = 1000$ kg/m³ ;
Phantom section: Right Section

DASY5 Configuration:

- Probe: EX3DV4 - SN7441; ConvF(7.9, 7.9, 7.9); Calibrated: 2017/11/2;
- Sensor-Surface: 1.4mm (Mechanical Surface Detection)
- Electronics: DAE3 Sn471; Calibrated: 2017/10/23
- Phantom: SAM (30deg probe tilt) with CRP v5.0_20150321; Type: QD000P40CD; Serial: TP:1874
- Measurement SW: DASY52, Version 52.8 (8);

Area Scan (111x61x1): Interpolated grid: dx=1.500 mm, dy=1.500 mm

Maximum value of SAR (interpolated) = 0.148 W/kg

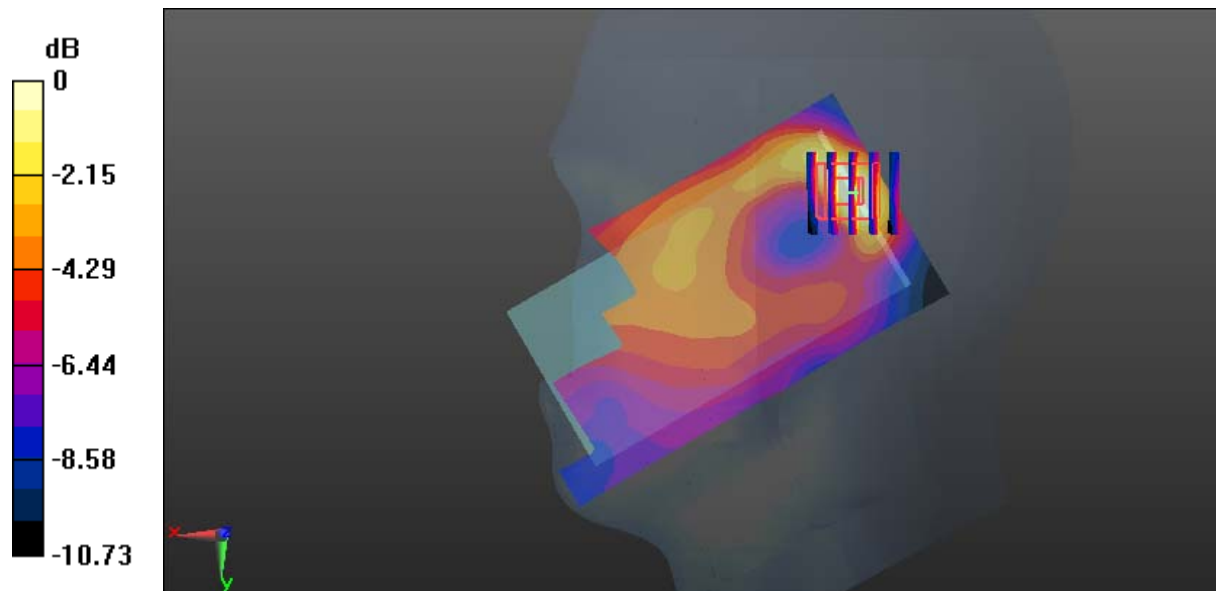
Zoom Scan (5x5x7)/Cube 0: Measurement grid: dx=8mm, dy=8mm, dz=5mm

Reference Value = 7.434 V/m; Power Drift = -0.12 dB

Peak SAR (extrapolated) = 0.171 W/kg

SAR(1 g) = 0.093 W/kg; SAR(10 g) = 0.053 W/kg

Maximum value of SAR (measured) = 0.127 W/kg



Test Plot 21#: WCDMA Band 2_Body Back_Middle**DUT: Mobile Phone; Type: M50L; Serial: 18092900320**

Communication System: WCDMA; Frequency: 1880 MHz; Duty Cycle: 1:1
Medium parameters used: $f = 1880$ MHz; $\sigma = 1.493$ S/m; $\epsilon_r = 54.171$; $\rho = 1000$ kg/m³ ;
Phantom section: Flat Section

DASY5 Configuration:

- Probe: EX3DV4 - SN7441; ConvF(7.79, 7.79, 7.79); Calibrated: 2017/11/2;
- Sensor-Surface: 1.4mm (Mechanical Surface Detection)
- Electronics: DAE3 Sn471; Calibrated: 2017/10/23
- Phantom: SAM (30deg probe tilt) with CRP v5.0_20150321; Type: QD000P40CD; Serial: TP:1874
- Measurement SW: DASY52, Version 52.8 (8);

Area Scan (61x111x1): Interpolated grid: dx=1.500 mm, dy=1.500 mm

Maximum value of SAR (interpolated) = 0.416 W/kg

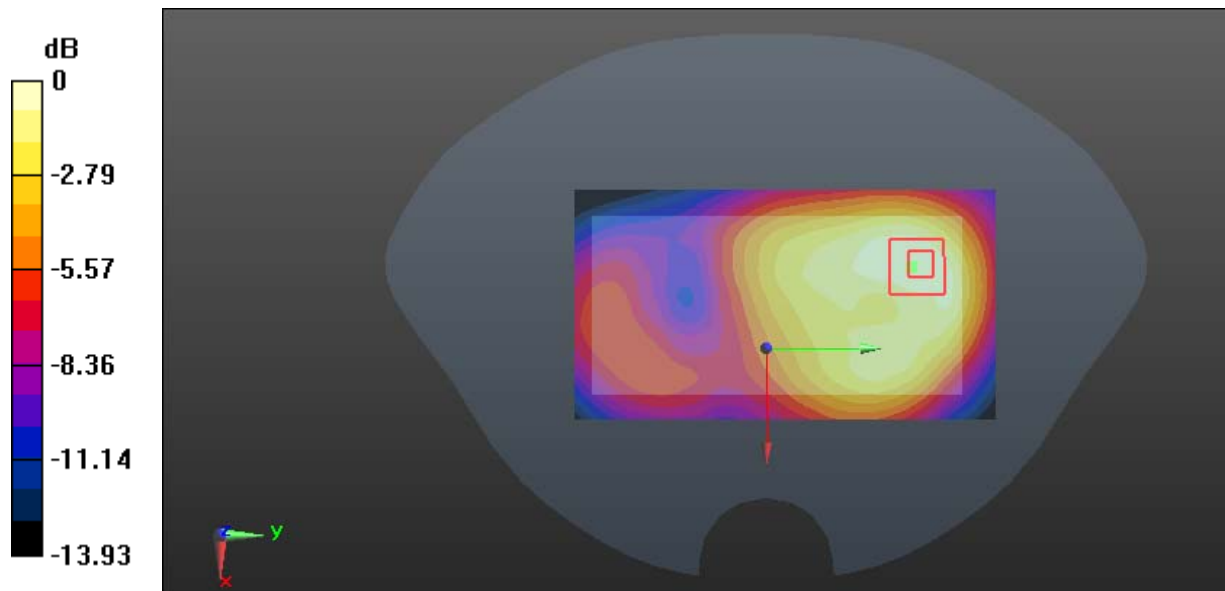
Zoom Scan (5x5x7)/Cube 0: Measurement grid: dx=8mm, dy=8mm, dz=5mm

Reference Value = 10.67 V/m; Power Drift = 0.01 dB

Peak SAR (extrapolated) = 0.568 W/kg

SAR(1 g) = 0.375 W/kg; SAR(10 g) = 0.232 W/kg

Maximum value of SAR (measured) = 0.400 W/kg



0 dB = 0.400 W/kg = -3.98 dBW/kg

Test Plot 22#: WCDMA Band 2_Body Left_Middle**DUT: Mobile Phone; Type: M50L; Serial: 18092900320**

Communication System: WCDMA; Frequency: 1880 MHz; Duty Cycle: 1:1
Medium parameters used: $f = 1880$ MHz; $\sigma = 1.493$ S/m; $\epsilon_r = 54.171$; $\rho = 1000$ kg/m³ ;
Phantom section: Flat Section

DASY5 Configuration:

- Probe: EX3DV4 - SN7441; ConvF(7.79, 7.79, 7.79); Calibrated: 2017/11/2;
- Sensor-Surface: 1.4mm (Mechanical Surface Detection)
- Electronics: DAE3 Sn471; Calibrated: 2017/10/23
- Phantom: SAM (30deg probe tilt) with CRP v5.0_20150321; Type: QD000P40CD; Serial: TP:1874
- Measurement SW: DASY52, Version 52.8 (8);

Area Scan (41x111x1): Interpolated grid: dx=1.500 mm, dy=1.500 mm

Maximum value of SAR (interpolated) = 0.215 W/kg

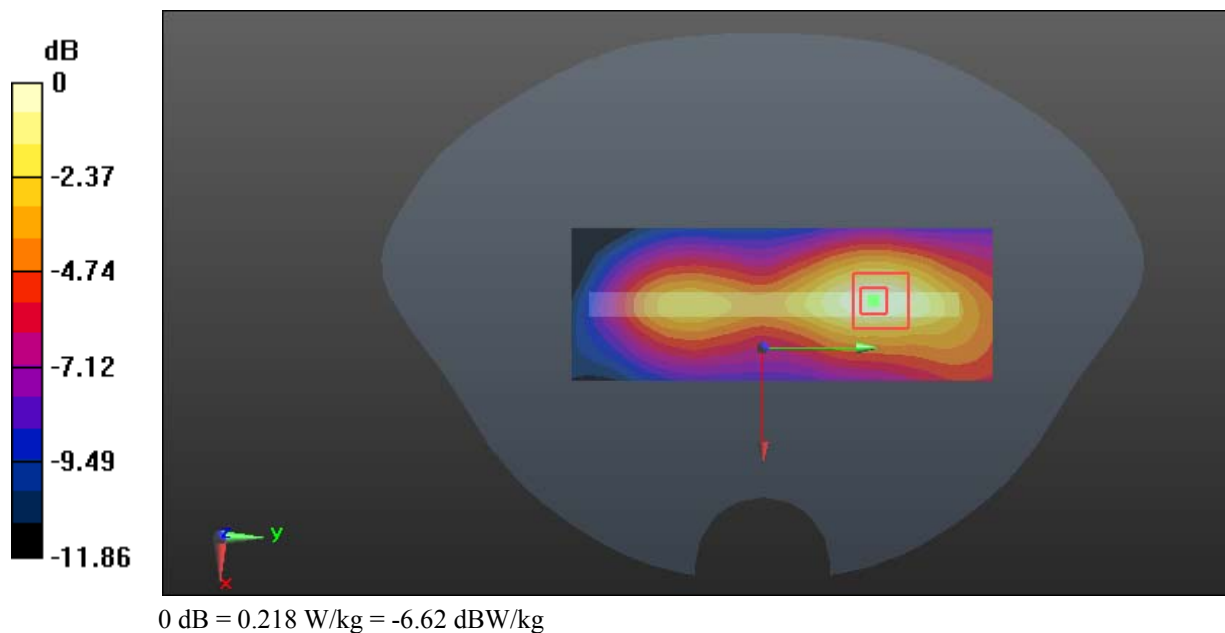
Zoom Scan (5x5x7)/Cube 0: Measurement grid: dx=8mm, dy=8mm, dz=5mm

Reference Value = 8.074 V/m; Power Drift = -0.03 dB

Peak SAR (extrapolated) = 0.328 W/kg

SAR(1 g) = 0.199 W/kg; SAR(10 g) = 0.119 W/kg

Maximum value of SAR (measured) = 0.218 W/kg



Test Plot 23#: WCDMA Band 2_Body Bottom_Low**DUT: Mobile Phone; Type: M50L; Serial: 18092900320**

Communication System: WCDMA; Frequency: 1852.4 MHz; Duty Cycle: 1:1
Medium parameters used: $f = 1852.4$ MHz; $\sigma = 1.466$ S/m; $\epsilon_r = 54.572$; $\rho = 1000$ kg/m³ ;
Phantom section: Flat Section

DASY5 Configuration:

- Probe: EX3DV4 - SN7441; ConvF(7.79, 7.79, 7.79); Calibrated: 2017/11/2;
- Sensor-Surface: 1.4mm (Mechanical Surface Detection)
- Electronics: DAE3 Sn471; Calibrated: 2017/10/23
- Phantom: SAM (30deg probe tilt) with CRP v5.0_20150321; Type: QD000P40CD; Serial: TP:1874
- Measurement SW: DASY52, Version 52.8 (8);

Area Scan (41x71x1): Interpolated grid: dx=1.500 mm, dy=1.500 mm

Maximum value of SAR (interpolated) = 0.870 W/kg

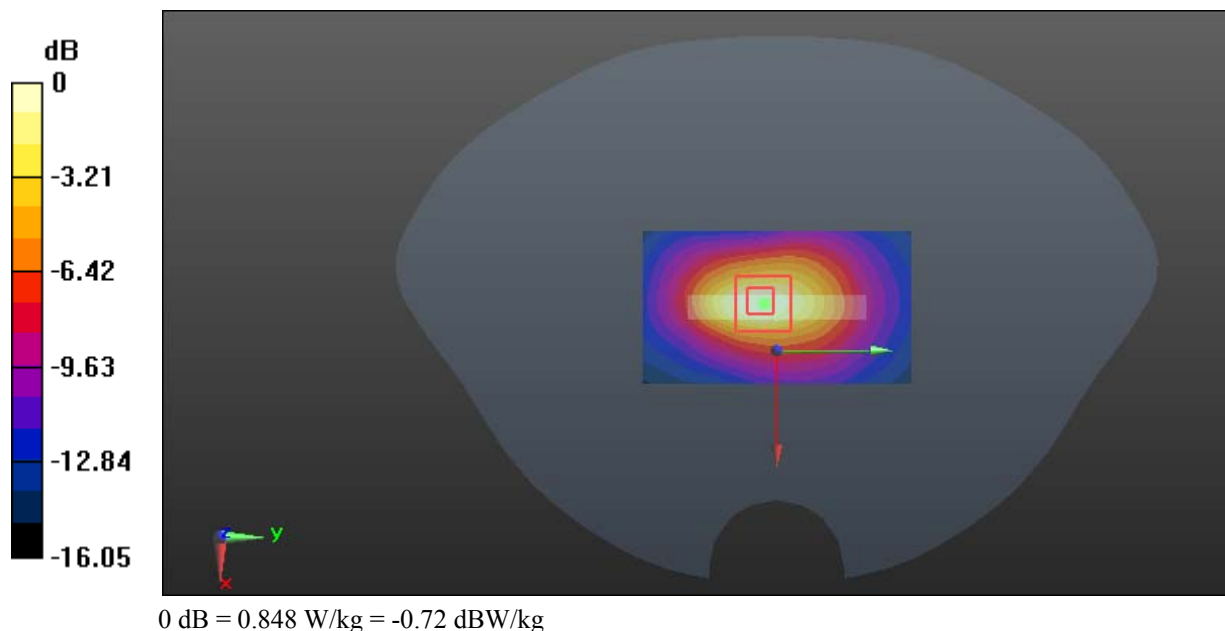
Zoom Scan (5x5x7)/Cube 0: Measurement grid: dx=8mm, dy=8mm, dz=5mm

Reference Value = 23.09 V/m; Power Drift = -0.05 dB

Peak SAR (extrapolated) = 1.35 W/kg

SAR(1 g) = 0.758 W/kg; SAR(10 g) = 0.401 W/kg

Maximum value of SAR (measured) = 0.848 W/kg



Test Plot 24#: WCDMA Band 2_Body Bottom_Middle**DUT: Mobile Phone; Type: M50L; Serial: 18092900320**

Communication System: WCDMA; Frequency: 1880 MHz; Duty Cycle: 1:1
Medium parameters used: $f = 1880$ MHz; $\sigma = 1.493$ S/m; $\epsilon_r = 54.171$; $\rho = 1000$ kg/m³ ;
Phantom section: Flat Section

DASY5 Configuration:

- Probe: EX3DV4 - SN7441; ConvF(7.79, 7.79, 7.79); Calibrated: 2017/11/2;
- Sensor-Surface: 1.4mm (Mechanical Surface Detection)
- Electronics: DAE3 Sn471; Calibrated: 2017/10/23
- Phantom: SAM (30deg probe tilt) with CRP v5.0_20150321; Type: QD000P40CD; Serial: TP:1874
- Measurement SW: DASY52, Version 52.8 (8);

Area Scan (41x71x1): Interpolated grid: dx=1.500 mm, dy=1.500 mm

Maximum value of SAR (interpolated) = 0.962 W/kg

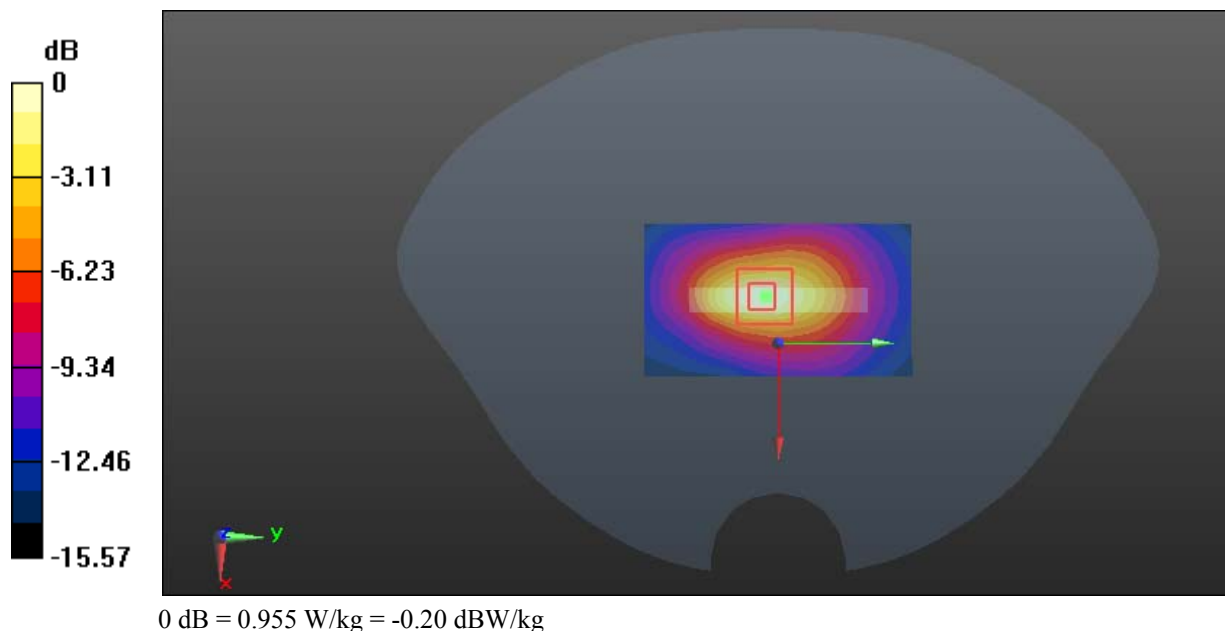
Zoom Scan (5x5x7)/Cube 0: Measurement grid: dx=8mm, dy=8mm, dz=5mm

Reference Value = 24.55 V/m; Power Drift = -0.07 dB

Peak SAR (extrapolated) = 1.44 W/kg

SAR(1 g) = 0.849 W/kg; SAR(10 g) = 0.452 W/kg

Maximum value of SAR (measured) = 0.955 W/kg



Test Plot 25#: WCDMA Band 2_Body Bottom_High**DUT: Mobile Phone; Type: M50L; Serial: 18092900320**

Communication System: WCDMA; Frequency: 1907.6 MHz; Duty Cycle: 1:1
Medium parameters used: $f = 1907.6$ MHz; $\sigma = 1.515$ S/m; $\epsilon_r = 54.079$; $\rho = 1000$ kg/m³ ;
Phantom section: Flat Section

DASY5 Configuration:

- Probe: EX3DV4 - SN7441; ConvF(7.79, 7.79, 7.79); Calibrated: 2017/11/2;
- Sensor-Surface: 1.4mm (Mechanical Surface Detection)
- Electronics: DAE3 Sn471; Calibrated: 2017/10/23
- Phantom: SAM (30deg probe tilt) with CRP v5.0_20150321; Type: QD000P40CD; Serial: TP:1874
- Measurement SW: DASY52, Version 52.8 (8);

Area Scan (41x71x1): Interpolated grid: dx=1.500 mm, dy=1.500 mm

Maximum value of SAR (interpolated) = 0.957 W/kg

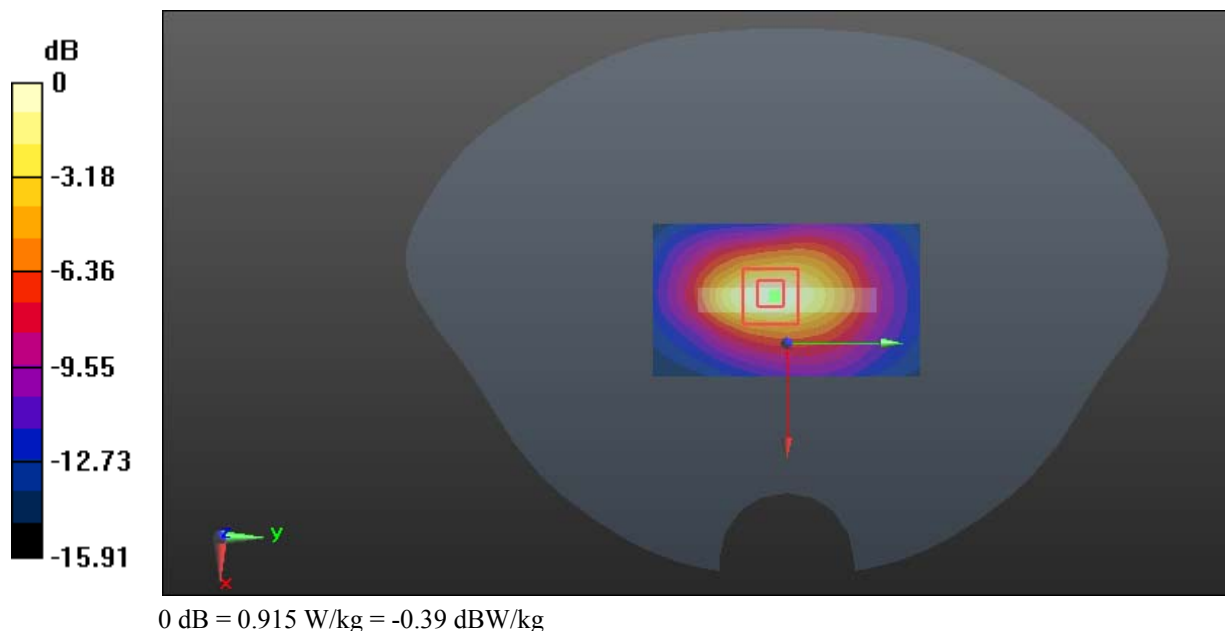
Zoom Scan (5x5x7)/Cube 0: Measurement grid: dx=8mm, dy=8mm, dz=5mm

Reference Value = 24.16 V/m; Power Drift = -0.18 dB

Peak SAR (extrapolated) = 1.46 W/kg

SAR(1 g) = 0.816 W/kg; SAR(10 g) = 0.431 W/kg

Maximum value of SAR (measured) = 0.915 W/kg



Test Plot 26#: WCDMA Band 4_Head Left Cheek_Middle**DUT: Mobile Phone; Type: M50L; Serial: 18092900320**

Communication System: WCDMA; Frequency: 1732.6 MHz; Duty Cycle: 1:1
Medium parameters used: $f = 1732.6$ MHz; $\sigma = 1.344$ S/m; $\epsilon_r = 41.219$; $\rho = 1000$ kg/m³ ;
Phantom section: Left Section

DASY5 Configuration:

- Probe: EX3DV4 - SN7441; ConvF(8.22, 8.22, 8.22); Calibrated: 2017/11/2;
- Sensor-Surface: 1.4mm (Mechanical Surface Detection)
- Electronics: DAE3 Sn471; Calibrated: 2017/10/23
- Phantom: SAM (30deg probe tilt) with CRP v5.0_20150321; Type: QD000P40CD; Serial: TP:1874
- Measurement SW: DASY52, Version 52.8 (8);

Area Scan (111x61x1): Interpolated grid: dx=1.500 mm, dy=1.500 mm

Maximum value of SAR (interpolated) = 0.517 W/kg

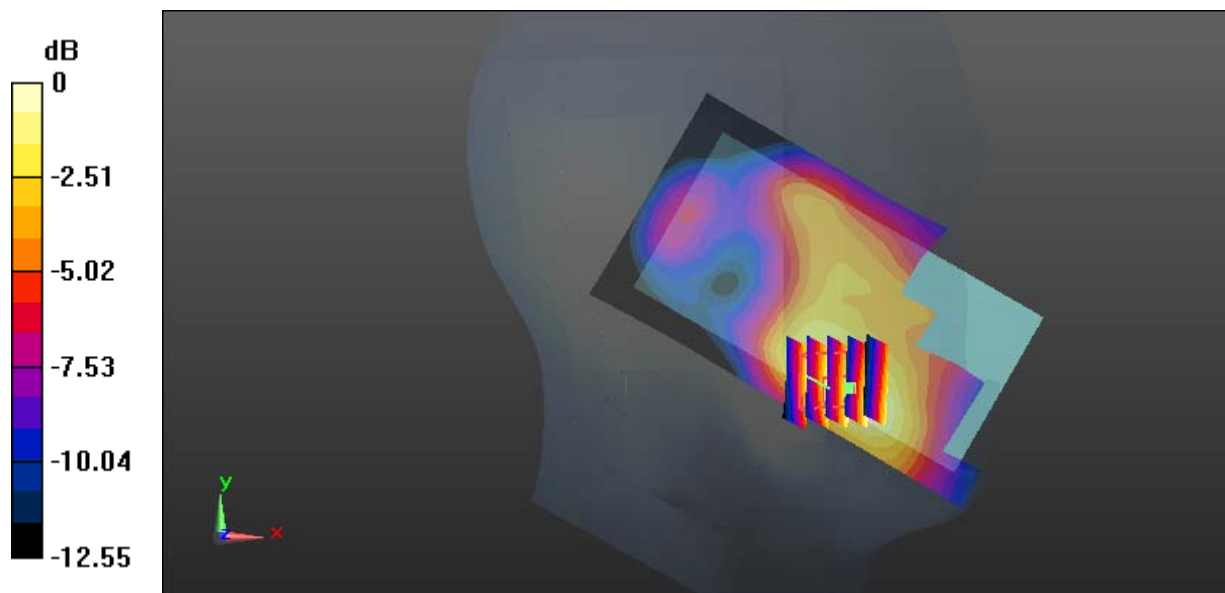
Zoom Scan (5x5x7)/Cube 0: Measurement grid: dx=8mm, dy=8mm, dz=5mm

Reference Value = 8.221 V/m; Power Drift = 0.07 dB

Peak SAR (extrapolated) = 0.591 W/kg

SAR(1 g) = 0.384 W/kg; SAR(10 g) = 0.245 W/kg

Maximum value of SAR (measured) = 0.499 W/kg



0 dB = 0.499 W/kg = -3.02 dBW/kg

Test Plot 27#: WCDMA Band 4_Head Left Tilt_Middle

DUT: Mobile Phone; Type: M50L; Serial: 18092900320

Communication System: WCDMA; Frequency: 1732.6 MHz; Duty Cycle: 1:1
 Medium parameters used: $f = 1732.6 \text{ MHz}$; $\sigma = 1.344 \text{ S/m}$; $\epsilon_r = 41.219$; $\rho = 1000 \text{ kg/m}^3$;
 Phantom section: Left Section

DASY5 Configuration:

- Probe: EX3DV4 - SN7441; ConvF(8.22, 8.22, 8.22); Calibrated: 2017/11/2;
- Sensor-Surface: 1.4mm (Mechanical Surface Detection)
- Electronics: DAE3 Sn471; Calibrated: 2017/10/23
- Phantom: SAM (30deg probe tilt) with CRP v5.0_20150321; Type: QD000P40CD; Serial: TP:1874
- Measurement SW: DASY52, Version 52.8 (8);

Area Scan (111x61x1): Interpolated grid: $dx=1.500 \text{ mm}$, $dy=1.500 \text{ mm}$

Maximum value of SAR (interpolated) = 0.179 W/kg

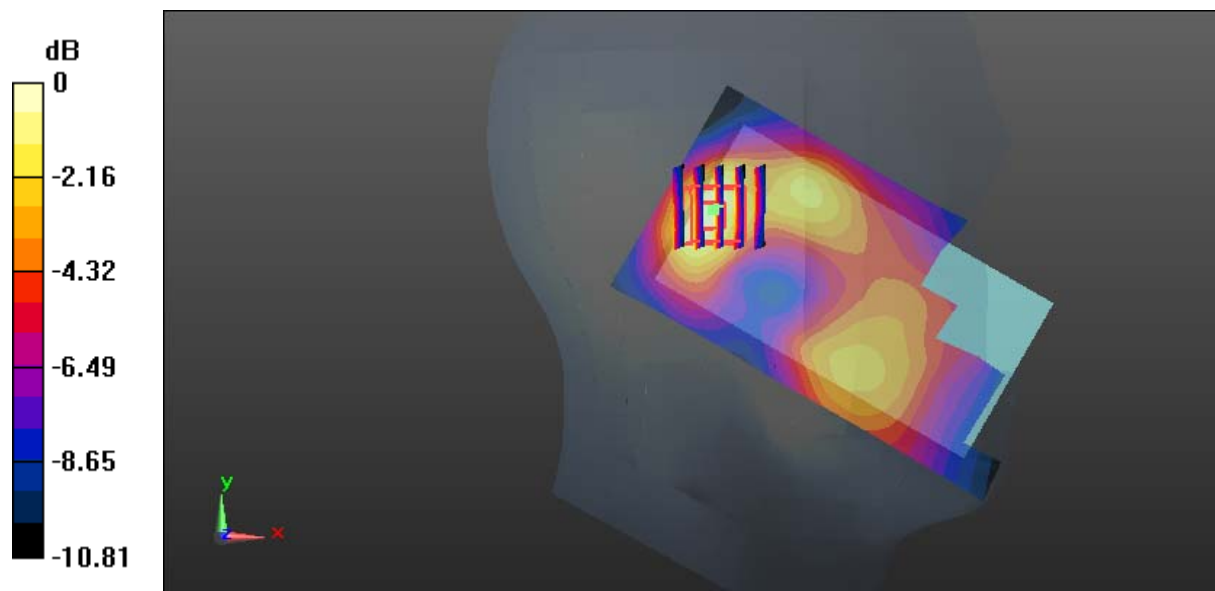
Zoom Scan (5x5x7)/Cube 0: Measurement grid: $dx=8\text{mm}$, $dy=8\text{mm}$, $dz=5\text{mm}$

Reference Value = 9.994 V/m; Power Drift = 0.20 dB

Peak SAR (extrapolated) = 0.207 W/kg

SAR(1 g) = 0.124 W/kg; SAR(10 g) = 0.075 W/kg

Maximum value of SAR (measured) = 0.177 W/kg



0 dB = 0.177 W/kg = -7.52 dBW/kg

Test Plot 28#: WCDMA Band 4_Head Right Cheek_Middle**DUT: Mobile Phone; Type: M50L; Serial: 18092900320**

Communication System: WCDMA; Frequency: 1732.6 MHz; Duty Cycle: 1:1
Medium parameters used: $f = 1732.6$ MHz; $\sigma = 1.344$ S/m; $\epsilon_r = 41.219$; $\rho = 1000$ kg/m³ ;
Phantom section: Right Section

DASY5 Configuration:

- Probe: EX3DV4 - SN7441; ConvF(8.22, 8.22, 8.22); Calibrated: 2017/11/2;
- Sensor-Surface: 1.4mm (Mechanical Surface Detection)
- Electronics: DAE3 Sn471; Calibrated: 2017/10/23
- Phantom: SAM (30deg probe tilt) with CRP v5.0_20150321; Type: QD000P40CD; Serial: TP:1874
- Measurement SW: DASY52, Version 52.8 (8);

Area Scan (111x61x1): Interpolated grid: dx=1.500 mm, dy=1.500 mm

Maximum value of SAR (interpolated) = 0.395 W/kg


Zoom Scan (5x5x7)/Cube 0: Measurement grid: dx=8mm, dy=8mm, dz=5mm

Reference Value = 7.614 V/m; Power Drift = 0.10 dB

Peak SAR (extrapolated) = 0.464 W/kg

SAR(1 g) = 0.298 W/kg; SAR(10 g) = 0.192 W/kg

Maximum value of SAR (measured) = 0.392 W/kg



0 dB = 0.392 W/kg = -4.07 dBW/kg

Test Plot 29#: WCDMA Band 4_Head Right Tilt_Middle**DUT: Mobile Phone; Type: M50L; Serial: 18092900320**

Communication System: WCDMA; Frequency: 1732.6 MHz; Duty Cycle: 1:1
Medium parameters used: $f = 1732.6$ MHz; $\sigma = 1.344$ S/m; $\epsilon_r = 41.219$; $\rho = 1000$ kg/m³ ;
Phantom section: Right Section

DASY5 Configuration:

- Probe: EX3DV4 - SN7441; ConvF(8.22, 8.22, 8.22); Calibrated: 2017/11/2;
- Sensor-Surface: 1.4mm (Mechanical Surface Detection)
- Electronics: DAE3 Sn471; Calibrated: 2017/10/23
- Phantom: SAM (30deg probe tilt) with CRP v5.0_20150321; Type: QD000P40CD; Serial: TP:1874
- Measurement SW: DASY52, Version 52.8 (8);

Area Scan (111x61x1): Interpolated grid: dx=1.500 mm, dy=1.500 mm

Maximum value of SAR (interpolated) = 0.187 W/kg

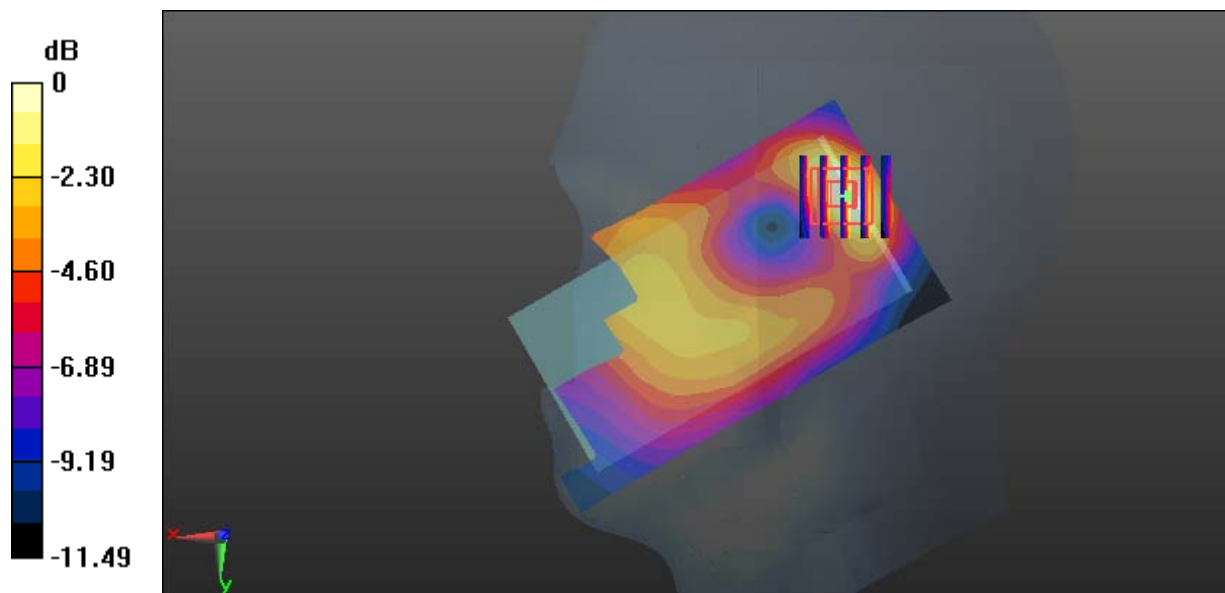
Zoom Scan (5x5x7)/Cube 0: Measurement grid: dx=8mm, dy=8mm, dz=5mm

Reference Value = 8.742 V/m; Power Drift = 0.17 dB

Peak SAR (extrapolated) = 0.216 W/kg

SAR(1 g) = 0.123 W/kg; SAR(10 g) = 0.071 W/kg

Maximum value of SAR (measured) = 0.174 W/kg



0 dB = 0.174 W/kg = -7.59 dBW/kg

Test Plot 30#: WCDMA Band 4_Body Back_Middle**DUT: Mobile Phone; Type: M50L; Serial: 18092900320**

Communication System: WCDMA; Frequency: 1732.6 MHz; Duty Cycle: 1:1
Medium parameters used: $f = 1732.6$ MHz; $\sigma = 1.525$ S/m; $\epsilon_r = 52.755$; $\rho = 1000$ kg/m³ ;
Phantom section: Flat Section

DASY5 Configuration:

- Probe: EX3DV4 - SN7441; ConvF(8.04, 8.04, 8.04); Calibrated: 2017/11/2;
- Sensor-Surface: 1.4mm (Mechanical Surface Detection)
- Electronics: DAE3 Sn471; Calibrated: 2017/10/23
- Phantom: SAM (30deg probe tilt) with CRP v5.0_20150321; Type: QD000P40CD; Serial: TP:1874
- Measurement SW: DASY52, Version 52.8 (8);

Area Scan (61x111x1): Interpolated grid: dx=1.500 mm, dy=1.500 mm

Maximum value of SAR (interpolated) = 0.709 W/kg

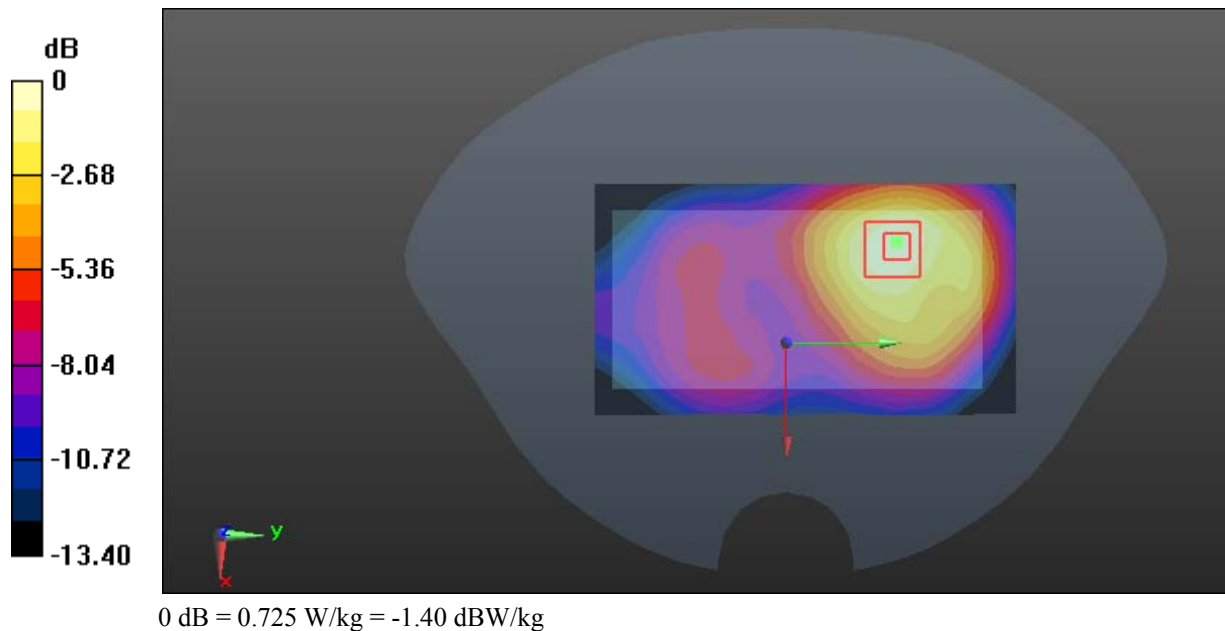
Zoom Scan (5x5x7)/Cube 0: Measurement grid: dx=8mm, dy=8mm, dz=5mm

Reference Value = 9.185 V/m; Power Drift = 0.02 dB

Peak SAR (extrapolated) = 1.08 W/kg

SAR(1 g) = 0.671 W/kg; SAR(10 g) = 0.416 W/kg

Maximum value of SAR (measured) = 0.725 W/kg



Test Plot 31#: WCDMA Band 4_Body Left_Middle**DUT: Mobile Phone; Type: M50L; Serial: 18092900320**

Communication System: WCDMA; Frequency: 1732.6 MHz; Duty Cycle: 1:1
Medium parameters used: $f = 1732.6$ MHz; $\sigma = 1.525$ S/m; $\epsilon_r = 52.755$; $\rho = 1000$ kg/m³ ;
Phantom section: Flat Section

DASY5 Configuration:

- Probe: EX3DV4 - SN7441; ConvF(8.04, 8.04, 8.04); Calibrated: 2017/11/2;
- Sensor-Surface: 1.4mm (Mechanical Surface Detection)
- Electronics: DAE3 Sn471; Calibrated: 2017/10/23
- Phantom: SAM (30deg probe tilt) with CRP v5.0_20150321; Type: QD000P40CD; Serial: TP:1874
- Measurement SW: DASY52, Version 52.8 (8);

Area Scan (41x111x1): Interpolated grid: dx=1.500 mm, dy=1.500 mm

Maximum value of SAR (interpolated) = 0.202 W/kg

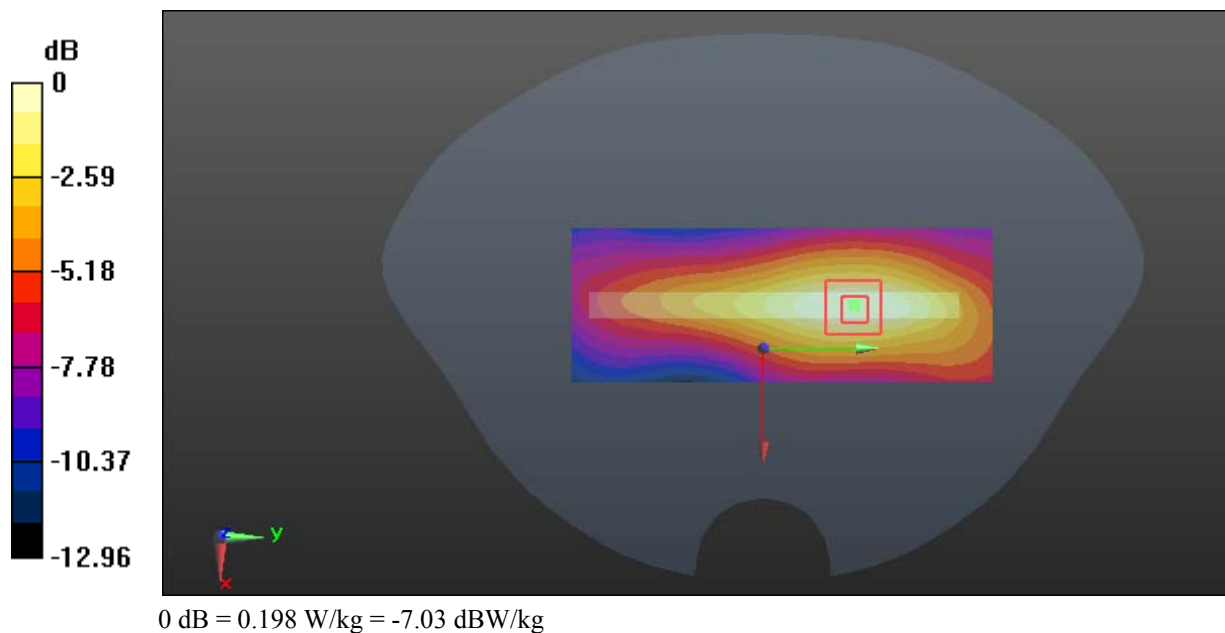
Zoom Scan (5x5x7)/Cube 0: Measurement grid: dx=8mm, dy=8mm, dz=5mm

Reference Value = 9.633 V/m; Power Drift = -0.01 dB

Peak SAR (extrapolated) = 0.288 W/kg

SAR(1 g) = 0.184 W/kg; SAR(10 g) = 0.114 W/kg

Maximum value of SAR (measured) = 0.198 W/kg



Test Plot 32#: WCDMA Band 4_Body Bottom_Low**DUT: Mobile Phone; Type: M50L; Serial: 18092900320**

Communication System: WCDMA; Frequency: 1712.4 MHz; Duty Cycle: 1:1
Medium parameters used: $f = 1712.4$ MHz; $\sigma = 1.501$ S/m; $\epsilon_r = 53.047$; $\rho = 1000$ kg/m³ ;
Phantom section: Flat Section

DASY5 Configuration:

- Probe: EX3DV4 - SN7441; ConvF(8.04, 8.04, 8.04); Calibrated: 2017/11/2;
- Sensor-Surface: 1.4mm (Mechanical Surface Detection)
- Electronics: DAE3 Sn471; Calibrated: 2017/10/23
- Phantom: SAM (30deg probe tilt) with CRP v5.0_20150321; Type: QD000P40CD; Serial: TP:1874
- Measurement SW: DASY52, Version 52.8 (8);

Area Scan (41x71x1): Interpolated grid: dx=1.500 mm, dy=1.500 mm

Maximum value of SAR (interpolated) = 1.02 W/kg

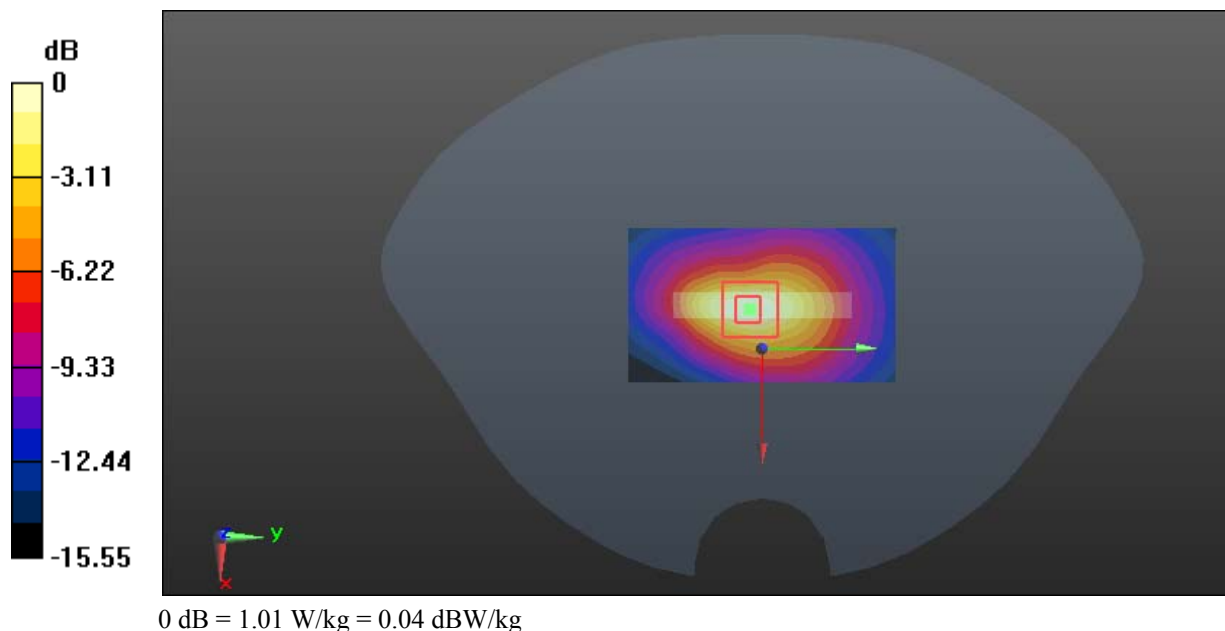
Zoom Scan (5x5x7)/Cube 0: Measurement grid: dx=8mm, dy=8mm, dz=5mm

Reference Value = 25.50 V/m; Power Drift = -0.01 dB

Peak SAR (extrapolated) = 1.51 W/kg

SAR(1 g) = 0.897 W/kg; SAR(10 g) = 0.493 W/kg

Maximum value of SAR (measured) = 1.01 W/kg



Test Plot 33#: WCDMA Band 4_Body Bottom_Middle**DUT: Mobile Phone; Type: M50L; Serial: 18092900320**

Communication System: WCDMA; Frequency: 1732.6 MHz; Duty Cycle: 1:1
Medium parameters used: $f = 1732.6$ MHz; $\sigma = 1.525$ S/m; $\epsilon_r = 52.755$; $\rho = 1000$ kg/m³ ;
Phantom section: Flat Section

DASY5 Configuration:

- Probe: EX3DV4 - SN7441; ConvF(8.04, 8.04, 8.04); Calibrated: 2017/11/2;
- Sensor-Surface: 1.4mm (Mechanical Surface Detection)
- Electronics: DAE3 Sn471; Calibrated: 2017/10/23
- Phantom: SAM (30deg probe tilt) with CRP v5.0_20150321; Type: QD000P40CD; Serial: TP:1874
- Measurement SW: DASY52, Version 52.8 (8);

Area Scan (41x71x1): Interpolated grid: dx=1.500 mm, dy=1.500 mm

Maximum value of SAR (interpolated) = 1.09 W/kg

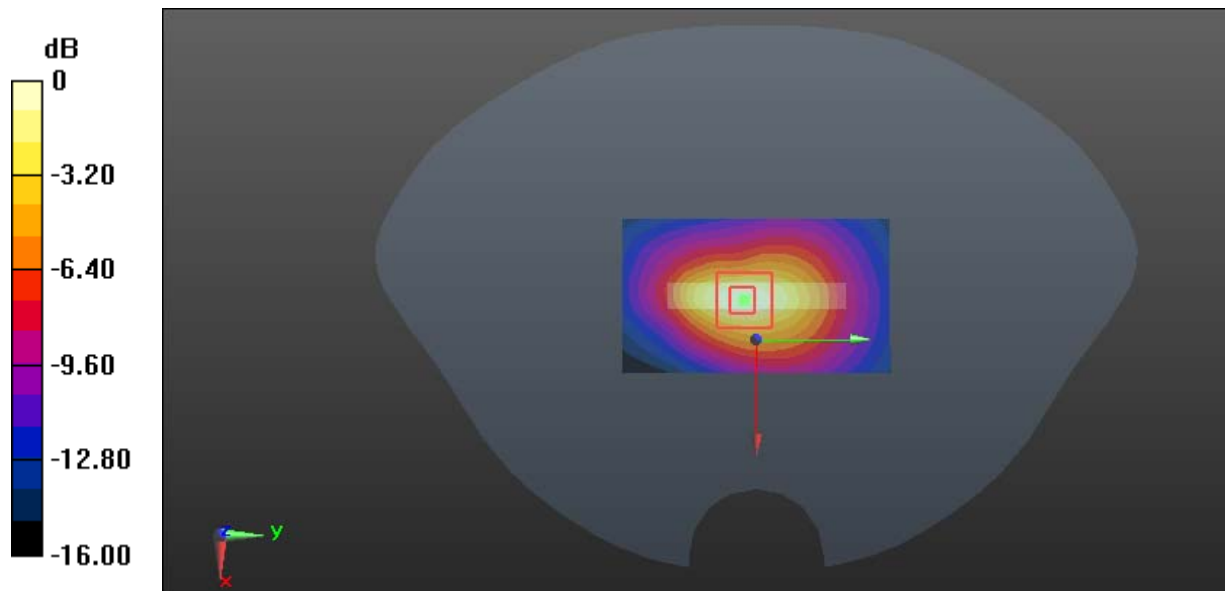
Zoom Scan (5x5x7)/Cube 0: Measurement grid: dx=8mm, dy=8mm, dz=5mm

Reference Value = 26.36 V/m; Power Drift = -0.02 dB

Peak SAR (extrapolated) = 1.60 W/kg

SAR(1 g) = 0.951 W/kg; SAR(10 g) = 0.521 W/kg

Maximum value of SAR (measured) = 1.08 W/kg



Test Plot 34#: WCDMA Band 4_Body Bottom_High**DUT: Mobile Phone; Type: M50L; Serial: 18092900320**

Communication System: WCDMA; Frequency: 1752.6 MHz; Duty Cycle: 1:1
Medium parameters used: $f = 1752.6$ MHz; $\sigma = 1.549$ S/m; $\epsilon_r = 52.641$; $\rho = 1000$ kg/m³ ;
Phantom section: Flat Section

DASY5 Configuration:

- Probe: EX3DV4 - SN7441; ConvF(8.04, 8.04, 8.04); Calibrated: 2017/11/2;
- Sensor-Surface: 1.4mm (Mechanical Surface Detection)
- Electronics: DAE3 Sn471; Calibrated: 2017/10/23
- Phantom: SAM (30deg probe tilt) with CRP v5.0_20150321; Type: QD000P40CD; Serial: TP:1874
- Measurement SW: DASY52, Version 52.8 (8);

Area Scan (41x71x1): Interpolated grid: dx=1.500 mm, dy=1.500 mm

Maximum value of SAR (interpolated) = 1.14 W/kg

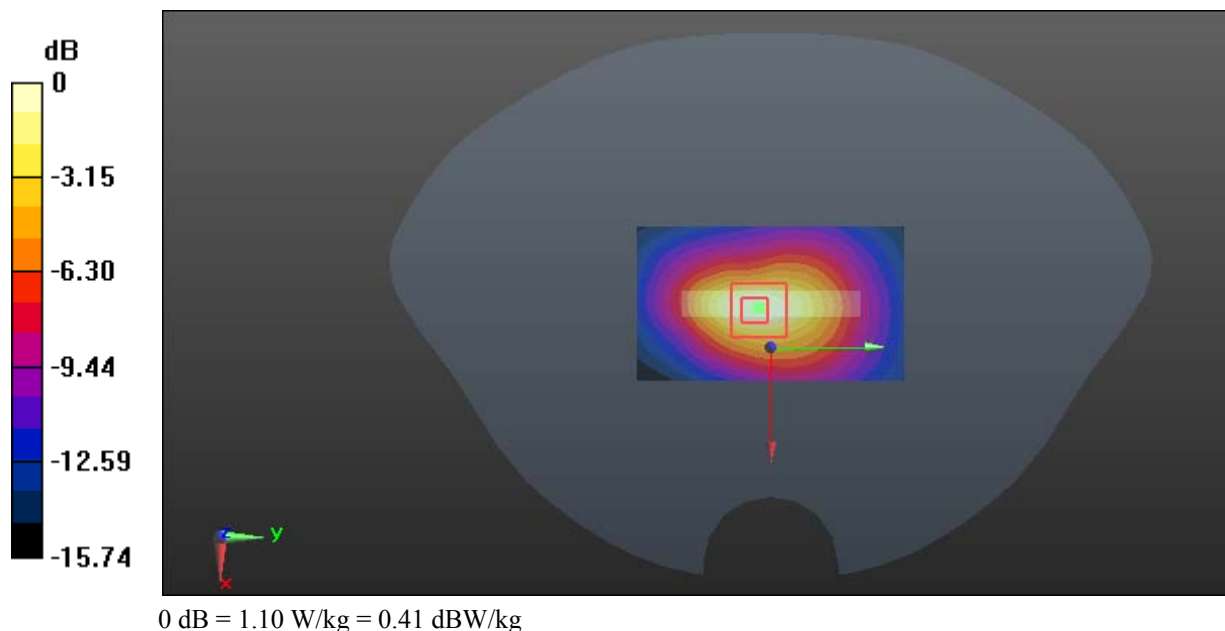
Zoom Scan (5x5x7)/Cube 0: Measurement grid: dx=8mm, dy=8mm, dz=5mm

Reference Value = 26.98 V/m; Power Drift = -0.18 dB

Peak SAR (extrapolated) = 1.66 W/kg

SAR(1 g) = 0.974 W/kg; SAR(10 g) = 0.530 W/kg

Maximum value of SAR (measured) = 1.10 W/kg



Test Plot 35#: WCDMA Band 5_Head Left Cheek_Middle**DUT: Mobile Phone; Type: M50L; Serial: 18092900320**

Communication System: WCDMA; Frequency: 836.6 MHz; Duty Cycle: 1:1
Medium parameters used: $f = 836.6$ MHz; $\sigma = 0.875$ S/m; $\epsilon_r = 42.306$; $\rho = 1000$ kg/m³ ;
Phantom section: Left Section

DASY5 Configuration:

- Probe: EX3DV4 - SN7441; ConvF(9.98, 9.98, 9.98); Calibrated: 2017/11/2;
- Sensor-Surface: 1.4mm (Mechanical Surface Detection)
- Electronics: DAE3 Sn471; Calibrated: 2017/10/23
- Phantom: SAM (30deg probe tilt) with CRP v5.0_20150321; Type: QD000P40CD; Serial: TP:1874
- Measurement SW: DASY52, Version 52.8 (8);

Area Scan (111x61x1): Interpolated grid: dx=1.500 mm, dy=1.500 mm

Maximum value of SAR (interpolated) = 0.108 W/kg

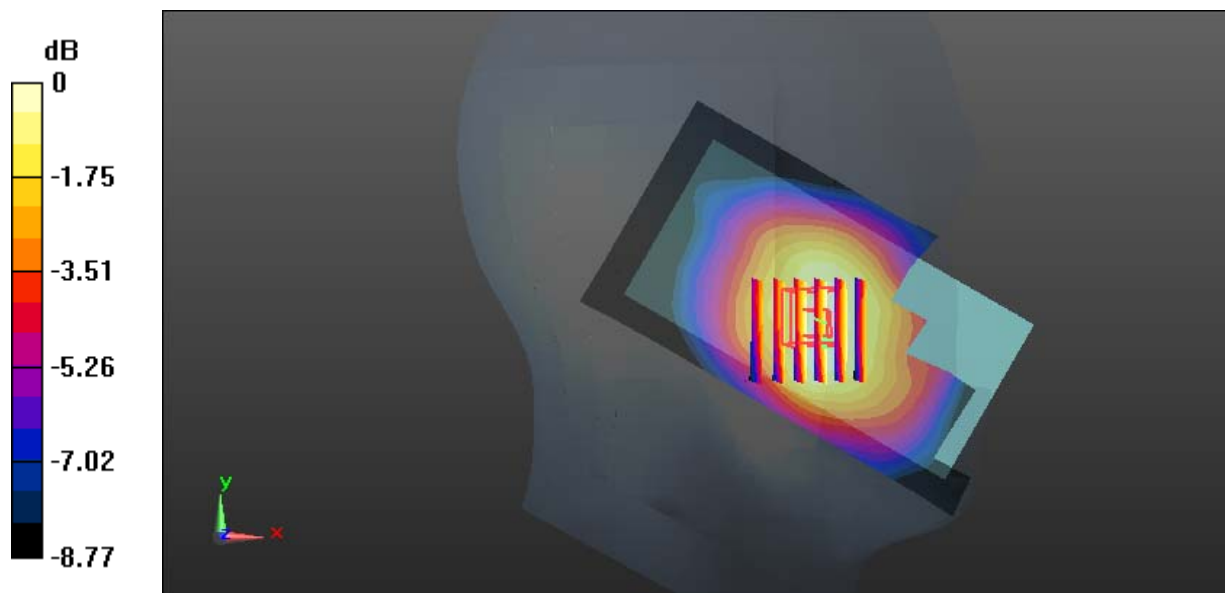
Zoom Scan (6x6x7)/Cube 0: Measurement grid: dx=8mm, dy=8mm, dz=5mm

Reference Value = 3.757 V/m; Power Drift = 0.17 dB

Peak SAR (extrapolated) = 0.120 W/kg

SAR(1 g) = 0.095 W/kg; SAR(10 g) = 0.074 W/kg

Maximum value of SAR (measured) = 0.110 W/kg



Test Plot 36#: WCDMA Band 5_Head Left Tilt_Middle**DUT: Mobile Phone; Type: M50L; Serial: 18092900320**

Communication System: WCDMA; Frequency: 836.6 MHz; Duty Cycle: 1:1
Medium parameters used: $f = 836.6$ MHz; $\sigma = 0.875$ S/m; $\epsilon_r = 42.306$; $\rho = 1000$ kg/m³ ;
Phantom section: Left Section

DASY5 Configuration:

- Probe: EX3DV4 - SN7441; ConvF(9.98, 9.98, 9.98); Calibrated: 2017/11/2;
- Sensor-Surface: 1.4mm (Mechanical Surface Detection)
- Electronics: DAE3 Sn471; Calibrated: 2017/10/23
- Phantom: SAM (30deg probe tilt) with CRP v5.0_20150321; Type: QD000P40CD; Serial: TP:1874
- Measurement SW: DASY52, Version 52.8 (8);

Area Scan (111x61x1): Interpolated grid: dx=1.500 mm, dy=1.500 mm

Maximum value of SAR (interpolated) = 0.0647 W/kg

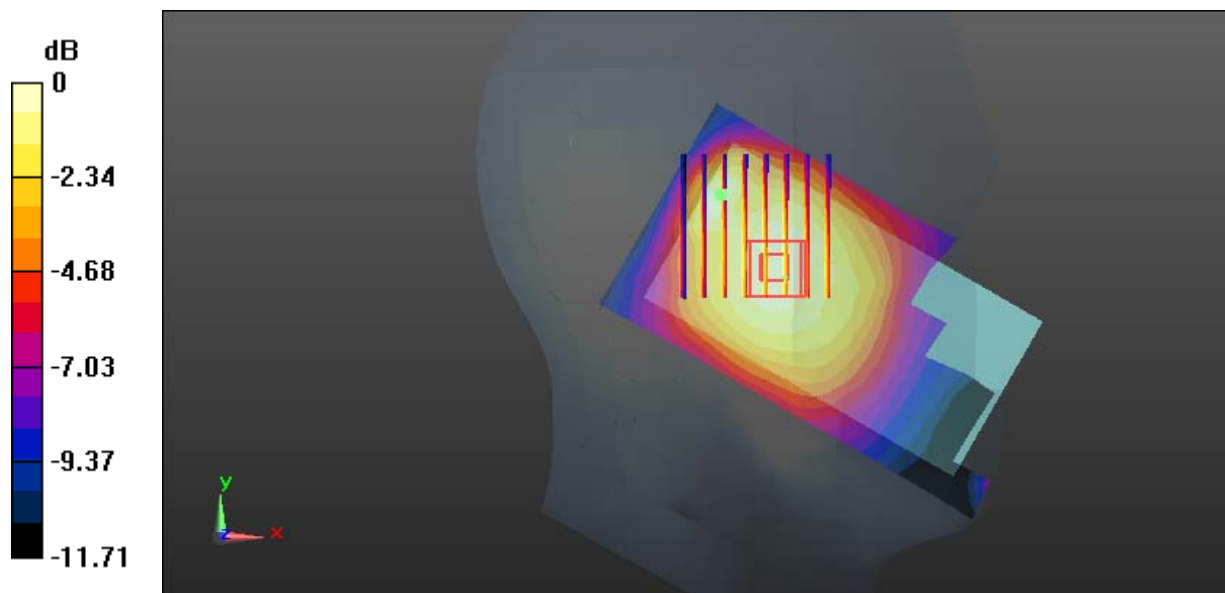
Zoom Scan (8x8x7)/Cube 0: Measurement grid: dx=8mm, dy=8mm, dz=5mm

Reference Value = 6.102 V/m; Power Drift = 0.11 dB

Peak SAR (extrapolated) = 0.0700 W/kg

SAR(1 g) = 0.055 W/kg; SAR(10 g) = 0.043 W/kg

Maximum value of SAR (measured) = 0.0643 W/kg



Test Plot 37#: WCDMA Band 5_Head Right Cheek_Middle**DUT: Mobile Phone; Type: M50L; Serial: 18092900320**

Communication System: WCDMA; Frequency: 836.6 MHz; Duty Cycle: 1:1
Medium parameters used: $f = 836.6$ MHz; $\sigma = 0.875$ S/m; $\epsilon_r = 42.306$; $\rho = 1000$ kg/m³ ;
Phantom section: Right Section

DASY5 Configuration:

- Probe: EX3DV4 - SN7441; ConvF(9.98, 9.98, 9.98); Calibrated: 2017/11/2;
- Sensor-Surface: 1.4mm (Mechanical Surface Detection)
- Electronics: DAE3 Sn471; Calibrated: 2017/10/23
- Phantom: SAM (30deg probe tilt) with CRP v5.0_20150321; Type: QD000P40CD; Serial: TP:1874
- Measurement SW: DASY52, Version 52.8 (8);

Area Scan (111x61x1): Interpolated grid: dx=1.500 mm, dy=1.500 mm

Maximum value of SAR (interpolated) = 0.115 W/kg


Zoom Scan (6x6x7)/Cube 0: Measurement grid: dx=8mm, dy=8mm, dz=5mm

Reference Value = 2.938 V/m; Power Drift = 0.14 dB

Peak SAR (extrapolated) = 0.122 W/kg

SAR(1 g) = 0.095 W/kg; SAR(10 g) = 0.074 W/kg

Maximum value of SAR (measured) = 0.112 W/kg



Test Plot 38#: WCDMA Band 5_Head Right Tilt_Middle**DUT: Mobile Phone; Type: M50L; Serial: 18092900320**

Communication System: WCDMA; Frequency: 836.6 MHz; Duty Cycle: 1:1
Medium parameters used: $f = 836.6$ MHz; $\sigma = 0.875$ S/m; $\epsilon_r = 42.306$; $\rho = 1000$ kg/m³ ;
Phantom section: Right Section

DASY5 Configuration:

- Probe: EX3DV4 - SN7441; ConvF(9.98, 9.98, 9.98); Calibrated: 2017/11/2;
- Sensor-Surface: 1.4mm (Mechanical Surface Detection)
- Electronics: DAE3 Sn471; Calibrated: 2017/10/23
- Phantom: SAM (30deg probe tilt) with CRP v5.0_20150321; Type: QD000P40CD; Serial: TP:1874
- Measurement SW: DASY52, Version 52.8 (8);

Area Scan (111x61x1): Interpolated grid: dx=1.500 mm, dy=1.500 mm

Maximum value of SAR (interpolated) = 0.0630 W/kg

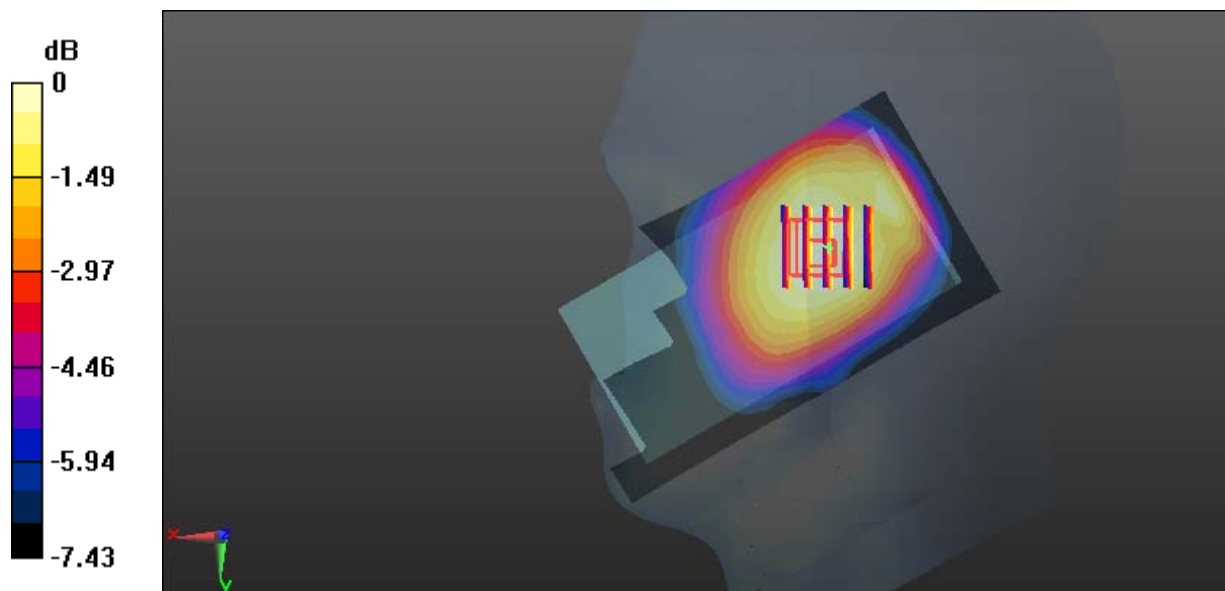
Zoom Scan (5x5x7)/Cube 0: Measurement grid: dx=8mm, dy=8mm, dz=5mm

Reference Value = 6.274 V/m; Power Drift = 0.05 dB

Peak SAR (extrapolated) = 0.0680 W/kg

SAR(1 g) = 0.054 W/kg; SAR(10 g) = 0.042 W/kg

Maximum value of SAR (measured) = 0.0632 W/kg



Test Plot 39#: WCDMA Band 5_Body Back_Middle**DUT: Mobile Phone; Type: M50L; Serial: 18092900320**

Communication System: WCDMA; Frequency: 836.6 MHz; Duty Cycle: 1:1
Medium parameters used: $f = 836.6$ MHz; $\sigma = 0.956$ S/m; $\epsilon_r = 57.261$; $\rho = 1000$ kg/m³ ;
Phantom section: Flat Section

DASY5 Configuration:

- Probe: EX3DV4 - SN7441; ConvF(9.95, 9.95, 9.95); Calibrated: 2017/11/2;
- Sensor-Surface: 1.4mm (Mechanical Surface Detection)
- Electronics: DAE3 Sn471; Calibrated: 2017/10/23
- Phantom: SAM (30deg probe tilt) with CRP v5.0_20150321; Type: QD000P40CD; Serial: TP:1874
- Measurement SW: DASY52, Version 52.8 (8);

Area Scan (61x111x1): Interpolated grid: dx=1.500 mm, dy=1.500 mm

Maximum value of SAR (interpolated) = 0.373 W/kg

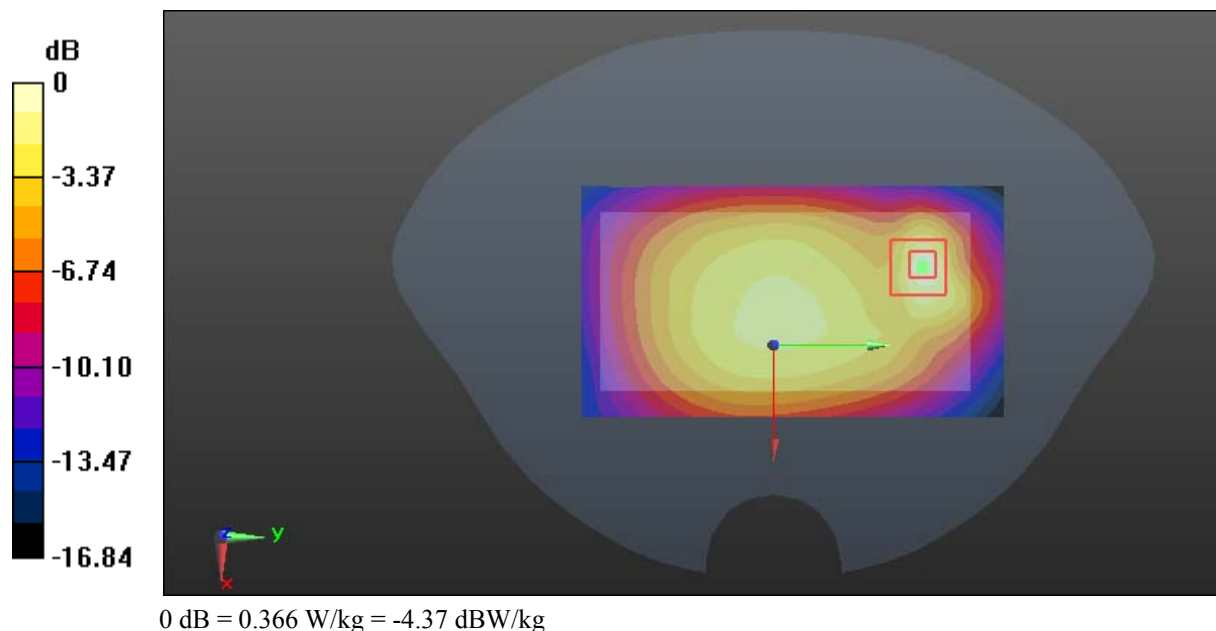
Zoom Scan (5x5x7)/Cube 0: Measurement grid: dx=8mm, dy=8mm, dz=5mm

Reference Value = 15.83 V/m; Power Drift = -0.18 dB

Peak SAR (extrapolated) = 0.444 W/kg

SAR(1 g) = 0.214 W/kg; SAR(10 g) = 0.112 W/kg

Maximum value of SAR (measured) = 0.366 W/kg



Test Plot 40#: WCDMA Band 5_Body Left_Middle**DUT: Mobile Phone; Type: M50L; Serial: 18092900320**

Communication System: WCDMA; Frequency: 836.6 MHz; Duty Cycle: 1:1
Medium parameters used: $f = 836.6$ MHz; $\sigma = 0.956$ S/m; $\epsilon_r = 57.261$; $\rho = 1000$ kg/m³ ;
Phantom section: Flat Section

DASY5 Configuration:

- Probe: EX3DV4 - SN7441; ConvF(9.95, 9.95, 9.95); Calibrated: 2017/11/2;
- Sensor-Surface: 1.4mm (Mechanical Surface Detection)
- Electronics: DAE3 Sn471; Calibrated: 2017/10/23
- Phantom: SAM (30deg probe tilt) with CRP v5.0_20150321; Type: QD000P40CD; Serial: TP:1874
- Measurement SW: DASY52, Version 52.8 (8);

Area Scan (41x111x1): Interpolated grid: dx=1.500 mm, dy=1.500 mm

Maximum value of SAR (interpolated) = 0.153 W/kg

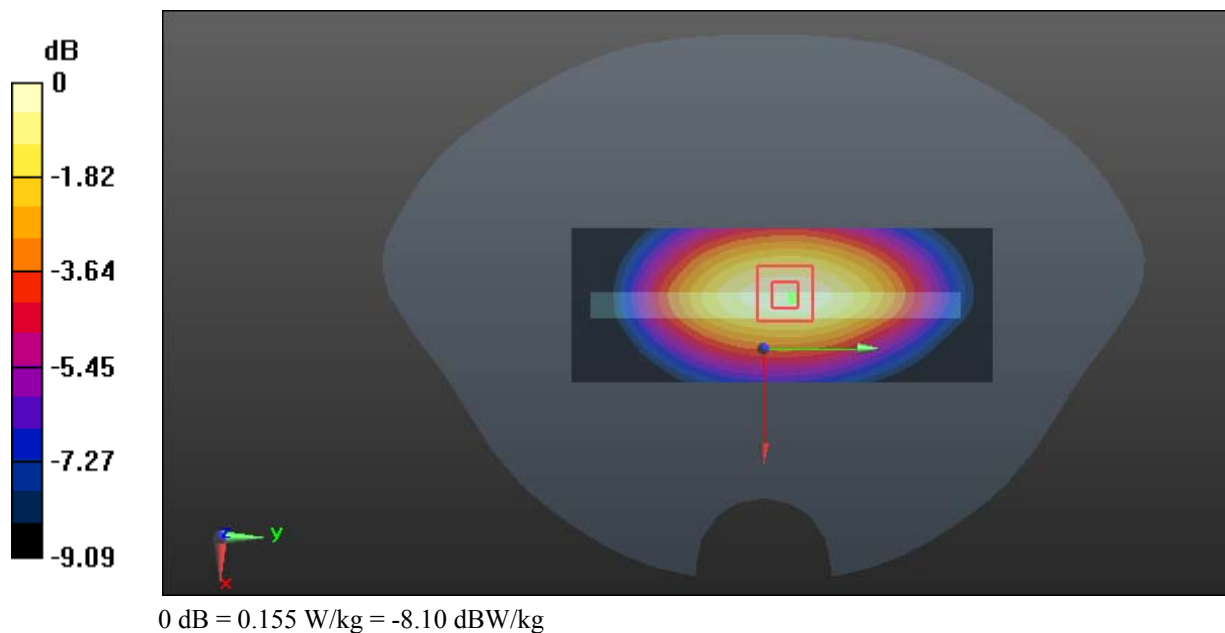
Zoom Scan (5x5x7)/Cube 0: Measurement grid: dx=8mm, dy=8mm, dz=5mm

Reference Value = 11.09 V/m; Power Drift = 0.12 dB

Peak SAR (extrapolated) = 0.176 W/kg

SAR(1 g) = 0.119 W/kg; SAR(10 g) = 0.083 W/kg

Maximum value of SAR (measured) = 0.155 W/kg



Test Plot 41#: WCDMA Band 5_Body Bottom_Middle**DUT: Mobile Phone; Type: M50L; Serial: 18092900320**

Communication System: WCDMA; Frequency: 836.6 MHz; Duty Cycle: 1:1
Medium parameters used: $f = 836.6$ MHz; $\sigma = 0.956$ S/m; $\epsilon_r = 57.261$; $\rho = 1000$ kg/m³ ;
Phantom section: Flat Section

DASY5 Configuration:

- Probe: EX3DV4 - SN7441; ConvF(9.95, 9.95, 9.95); Calibrated: 2017/11/2;
- Sensor-Surface: 1.4mm (Mechanical Surface Detection)
- Electronics: DAE3 Sn471; Calibrated: 2017/10/23
- Phantom: SAM (30deg probe tilt) with CRP v5.0_20150321; Type: QD000P40CD; Serial: TP:1874
- Measurement SW: DASY52, Version 52.8 (8);

Area Scan (51x71x1): Interpolated grid: dx=1.500 mm, dy=1.500 mm

Maximum value of SAR (interpolated) = 0.0738 W/kg

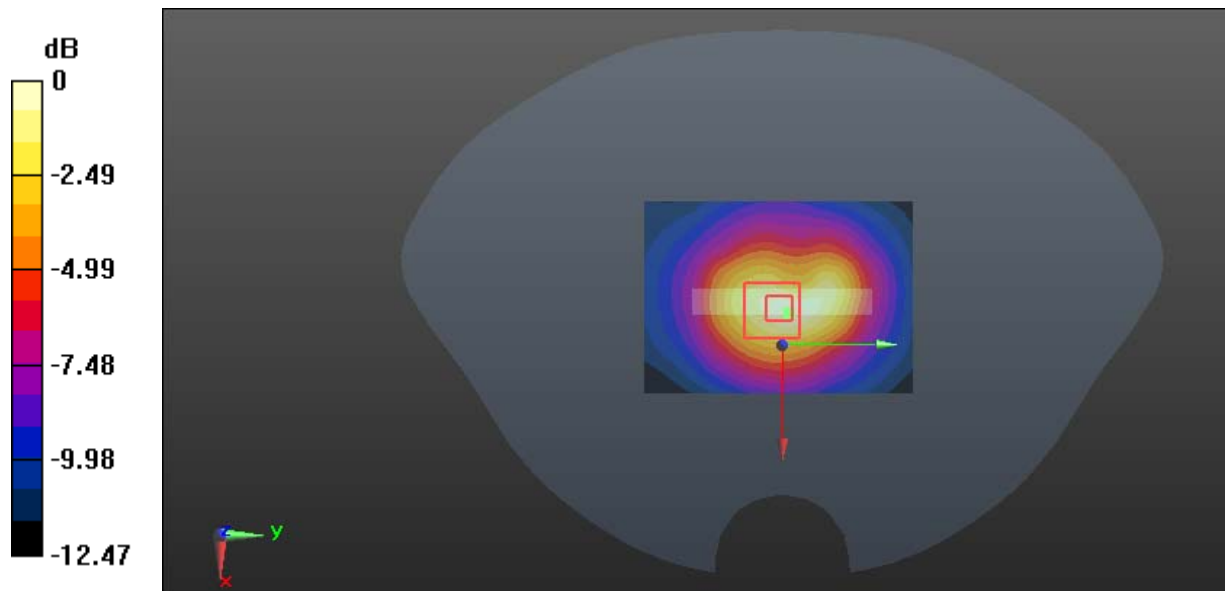
Zoom Scan (5x6x7)/Cube 0: Measurement grid: dx=8mm, dy=8mm, dz=5mm

Reference Value = 7.155 V/m; Power Drift = 0.15 dB

Peak SAR (extrapolated) = 0.105 W/kg

SAR(1 g) = 0.051 W/kg; SAR(10 g) = 0.030 W/kg

Maximum value of SAR (measured) = 0.0774 W/kg



Test Plot 42#: LTE Band 2_Head Left Cheek_Middle_1RB

DUT: Mobile Phone; Type: M50L; Serial: 18092900320

Communication System: Generic FDD-LTE; Frequency: 1880 MHz; Duty Cycle: 1:1
 Medium parameters used: $f = 1880 \text{ MHz}$; $\sigma = 1.373 \text{ S/m}$; $\epsilon_r = 40.373$; $\rho = 1000 \text{ kg/m}^3$;
 Phantom section: Left Section

DASY5 Configuration:

- Probe: EX3DV4 - SN7441; ConvF(7.9, 7.9, 7.9); Calibrated: 2017/11/2;
- Sensor-Surface: 1.4mm (Mechanical Surface Detection)
- Electronics: DAE3 Sn471; Calibrated: 2017/10/23
- Phantom: SAM (30deg probe tilt) with CRP v5.0_20150321; Type: QD000P40CD; Serial: TP:1874
- Measurement SW: DASY52, Version 52.8 (8);

Area Scan (111x61x1): Interpolated grid: $dx=1.500 \text{ mm}$, $dy=1.500 \text{ mm}$

Maximum value of SAR (interpolated) = 0.397 W/kg

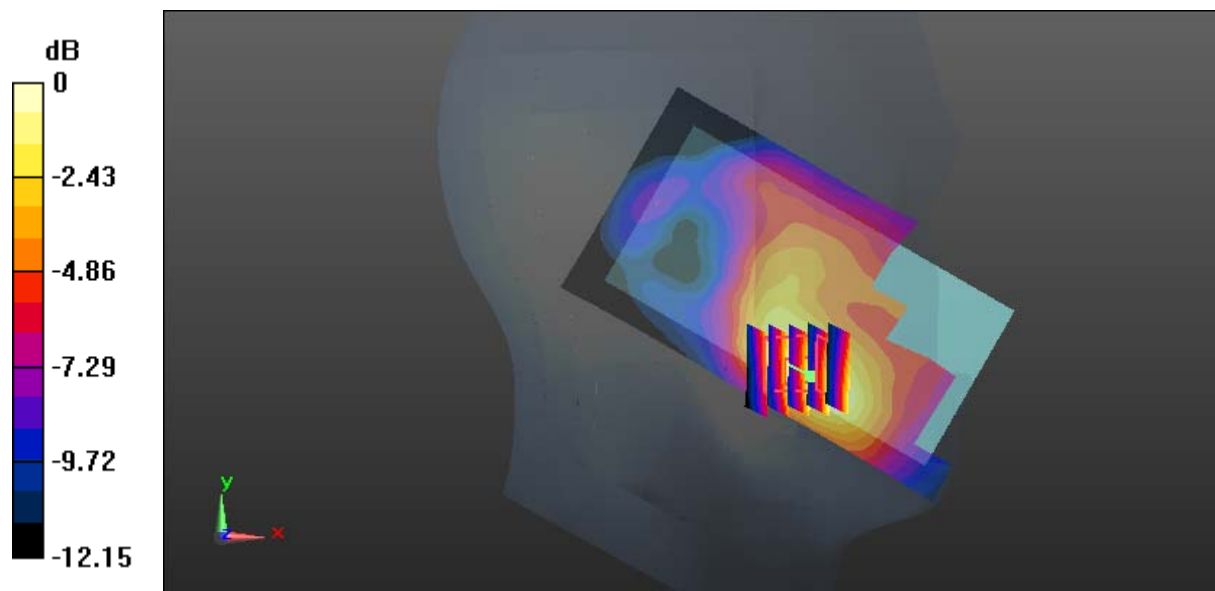
Zoom Scan (5x5x7)/Cube 0: Measurement grid: $dx=8\text{mm}$, $dy=8\text{mm}$, $dz=5\text{mm}$

Reference Value = 5.690 V/m; Power Drift = 0.12 dB

Peak SAR (extrapolated) = 0.466 W/kg

SAR(1 g) = 0.284 W/kg; SAR(10 g) = 0.175 W/kg

Maximum value of SAR (measured) = 0.382 W/kg



0 dB = 0.382 W/kg = -4.18 dBW/kg

Test Plot 43#: LTE Band 2_Head Left Cheek_Middle_50%RB**DUT: Mobile Phone; Type: M50L; Serial: 18092900320**

Communication System: Generic FDD-LTE; Frequency: 1880 MHz; Duty Cycle: 1:1
Medium parameters used: $f = 1880$ MHz; $\sigma = 1.373$ S/m; $\epsilon_r = 40.373$; $\rho = 1000$ kg/m³ ;
Phantom section: Left Section

DASY5 Configuration:

- Probe: EX3DV4 - SN7441; ConvF(7.9, 7.9, 7.9); Calibrated: 2017/11/2;
- Sensor-Surface: 1.4mm (Mechanical Surface Detection)
- Electronics: DAE3 Sn471; Calibrated: 2017/10/23
- Phantom: SAM (30deg probe tilt) with CRP v5.0_20150321; Type: QD000P40CD; Serial: TP:1874
- Measurement SW: DASY52, Version 52.8 (8);

Area Scan (111x61x1): Interpolated grid: dx=1.500 mm, dy=1.500 mm

Maximum value of SAR (interpolated) = 0.302 W/kg


Zoom Scan (5x5x7)/Cube 0: Measurement grid: dx=8mm, dy=8mm, dz=5mm

Reference Value = 5.242 V/m; Power Drift = -0.04 dB

Peak SAR (extrapolated) = 0.355 W/kg

SAR(1 g) = 0.216 W/kg; SAR(10 g) = 0.134 W/kg

Maximum value of SAR (measured) = 0.293 W/kg



Test Plot 44#: LTE Band 2_Head Left Tilt_Middle_1RB**DUT: Mobile Phone; Type: M50L; Serial: 18092900320**

Communication System: Generic FDD-LTE; Frequency: 1880 MHz; Duty Cycle: 1:1
Medium parameters used: $f = 1880$ MHz; $\sigma = 1.373$ S/m; $\epsilon_r = 40.373$; $\rho = 1000$ kg/m³ ;
Phantom section: Left Section

DASY5 Configuration:

- Probe: EX3DV4 - SN7441; ConvF(7.9, 7.9, 7.9); Calibrated: 2017/11/2;
- Sensor-Surface: 1.4mm (Mechanical Surface Detection)
- Electronics: DAE3 Sn471; Calibrated: 2017/10/23
- Phantom: SAM (30deg probe tilt) with CRP v5.0_20150321; Type: QD000P40CD; Serial: TP:1874
- Measurement SW: DASY52, Version 52.8 (8);

Area Scan (111x61x1): Interpolated grid: dx=1.500 mm, dy=1.500 mm

Maximum value of SAR (interpolated) = 0.101 W/kg

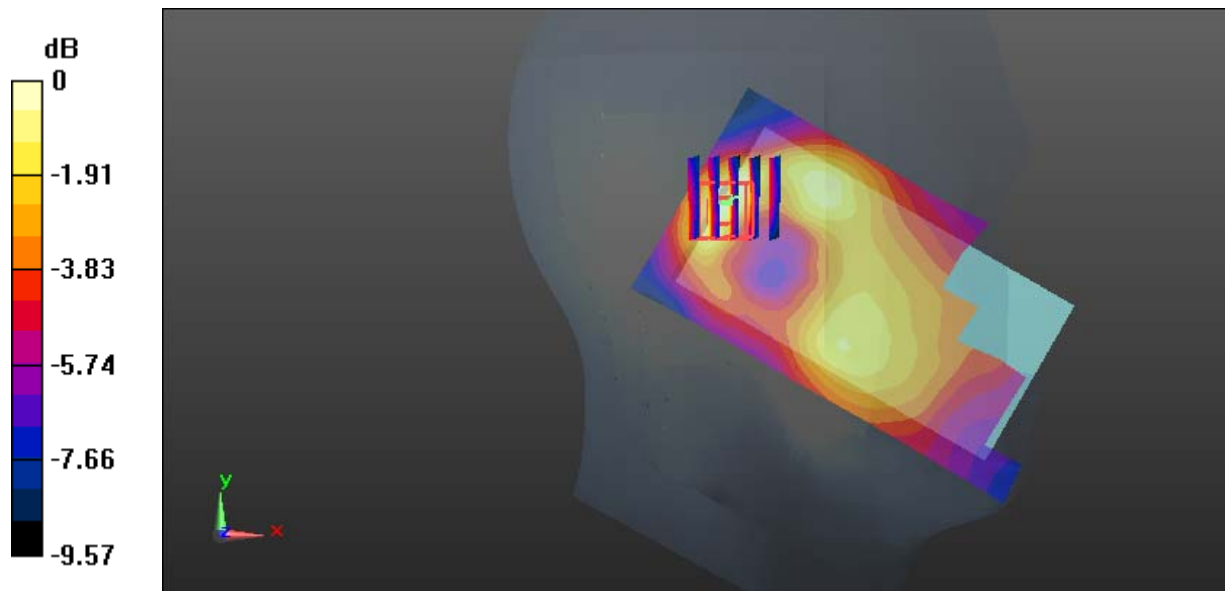
Zoom Scan (5x5x7)/Cube 0: Measurement grid: dx=8mm, dy=8mm, dz=5mm

Reference Value = 7.337 V/m; Power Drift = 0.13 dB

Peak SAR (extrapolated) = 0.122 W/kg

SAR(1 g) = 0.068 W/kg; SAR(10 g) = 0.042 W/kg

Maximum value of SAR (measured) = 0.0991 W/kg



0 dB = 0.0991 W/kg = -10.04 dBW/kg

Test Plot 45#: LTE Band 2_Head Left Tilt_Middle_50%RB**DUT: Mobile Phone; Type: M50L; Serial: 18092900320**

Communication System: Generic FDD-LTE; Frequency: 1880 MHz; Duty Cycle: 1:1
Medium parameters used: $f = 1880$ MHz; $\sigma = 1.373$ S/m; $\epsilon_r = 40.373$; $\rho = 1000$ kg/m³ ;
Phantom section: Left Section

DASY5 Configuration:

- Probe: EX3DV4 - SN7441; ConvF(7.9, 7.9, 7.9); Calibrated: 2017/11/2;
- Sensor-Surface: 1.4mm (Mechanical Surface Detection)
- Electronics: DAE3 Sn471; Calibrated: 2017/10/23
- Phantom: SAM (30deg probe tilt) with CRP v5.0_20150321; Type: QD000P40CD; Serial: TP:1874
- Measurement SW: DASY52, Version 52.8 (8);

Area Scan (111x61x1): Interpolated grid: dx=1.500 mm, dy=1.500 mm

Maximum value of SAR (interpolated) = 0.0748 W/kg

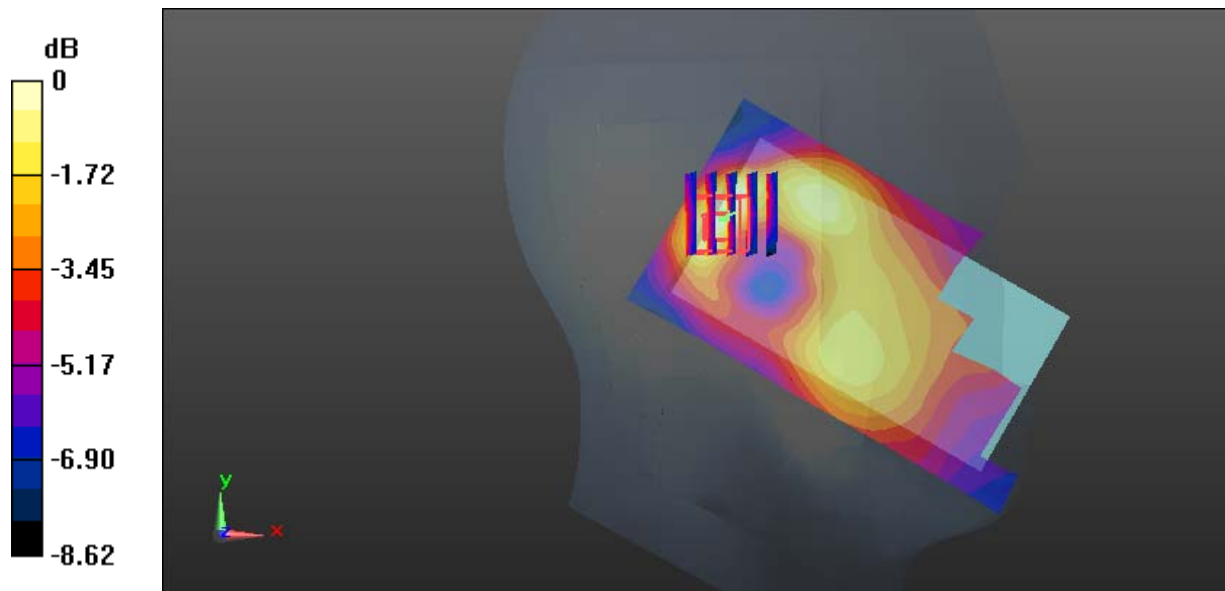
Zoom Scan (5x5x7)/Cube 0: Measurement grid: dx=8mm, dy=8mm, dz=5mm

Reference Value = 6.360 V/m; Power Drift = 0.18 dB

Peak SAR (extrapolated) = 0.0920 W/kg

SAR(1 g) = 0.052 W/kg; SAR(10 g) = 0.034 W/kg

Maximum value of SAR (measured) = 0.0746 W/kg



0 dB = 0.0746 W/kg = -11.27 dBW/kg

Test Plot 46#: LTE Band 2_Head Right Cheek_Middle_1RB**DUT: Mobile Phone; Type: M50L; Serial: 18092900320**

Communication System: Generic FDD-LTE; Frequency: 1880 MHz; Duty Cycle: 1:1
Medium parameters used: $f = 1880$ MHz; $\sigma = 1.373$ S/m; $\epsilon_r = 40.373$; $\rho = 1000$ kg/m³ ;
Phantom section: Right Section

DASY5 Configuration:

- Probe: EX3DV4 - SN7441; ConvF(7.9, 7.9, 7.9); Calibrated: 2017/11/2;
- Sensor-Surface: 1.4mm (Mechanical Surface Detection)
- Electronics: DAE3 Sn471; Calibrated: 2017/10/23
- Phantom: SAM (30deg probe tilt) with CRP v5.0_20150321; Type: QD000P40CD; Serial: TP:1874
- Measurement SW: DASY52, Version 52.8 (8);

Area Scan (111x61x1): Interpolated grid: dx=1.500 mm, dy=1.500 mm

Maximum value of SAR (interpolated) = 0.244 W/kg


Zoom Scan (5x5x7)/Cube 0: Measurement grid: dx=8mm, dy=8mm, dz=5mm

Reference Value = 4.840 V/m; Power Drift = 0.11 dB

Peak SAR (extrapolated) = 0.294 W/kg

SAR(1 g) = 0.186 W/kg; SAR(10 g) = 0.118 W/kg

Maximum value of SAR (measured) = 0.246 W/kg



Test Plot 47#: LTE Band 2_Head Right Cheek_Middle_50%RB**DUT: Mobile Phone; Type: M50L; Serial: 18092900320**

Communication System: Generic FDD-LTE; Frequency: 1880 MHz; Duty Cycle: 1:1
Medium parameters used: $f = 1880$ MHz; $\sigma = 1.373$ S/m; $\epsilon_r = 40.373$; $\rho = 1000$ kg/m³ ;
Phantom section: Right Section

DASY5 Configuration:

- Probe: EX3DV4 - SN7441; ConvF(7.9, 7.9, 7.9); Calibrated: 2017/11/2;
- Sensor-Surface: 1.4mm (Mechanical Surface Detection)
- Electronics: DAE3 Sn471; Calibrated: 2017/10/23
- Phantom: SAM (30deg probe tilt) with CRP v5.0_20150321; Type: QD000P40CD; Serial: TP:1874
- Measurement SW: DASY52, Version 52.8 (8);

Area Scan (111x61x1): Interpolated grid: dx=1.500 mm, dy=1.500 mm

Maximum value of SAR (interpolated) = 0.189 W/kg


Zoom Scan (5x5x7)/Cube 0: Measurement grid: dx=8mm, dy=8mm, dz=5mm

Reference Value = 4.313 V/m; Power Drift = 0.12 dB

Peak SAR (extrapolated) = 0.226 W/kg

SAR(1 g) = 0.144 W/kg; SAR(10 g) = 0.092 W/kg

Maximum value of SAR (measured) = 0.190 W/kg



Test Plot 48#: LTE Band 2_Head Right Tilt_Middle_1RB**DUT: Mobile Phone; Type: M50L; Serial: 18092900320**

Communication System: Generic FDD-LTE; Frequency: 1880 MHz; Duty Cycle: 1:1
Medium parameters used: $f = 1880$ MHz; $\sigma = 1.373$ S/m; $\epsilon_r = 40.373$; $\rho = 1000$ kg/m³ ;
Phantom section: Right Section

DASY5 Configuration:

- Probe: EX3DV4 - SN7441; ConvF(7.9, 7.9, 7.9); Calibrated: 2017/11/2;
- Sensor-Surface: 1.4mm (Mechanical Surface Detection)
- Electronics: DAE3 Sn471; Calibrated: 2017/10/23
- Phantom: SAM (30deg probe tilt) with CRP v5.0_20150321; Type: QD000P40CD; Serial: TP:1874
- Measurement SW: DASY52, Version 52.8 (8);

Area Scan (111x61x1): Interpolated grid: dx=1.500 mm, dy=1.500 mm

Maximum value of SAR (interpolated) = 0.110 W/kg

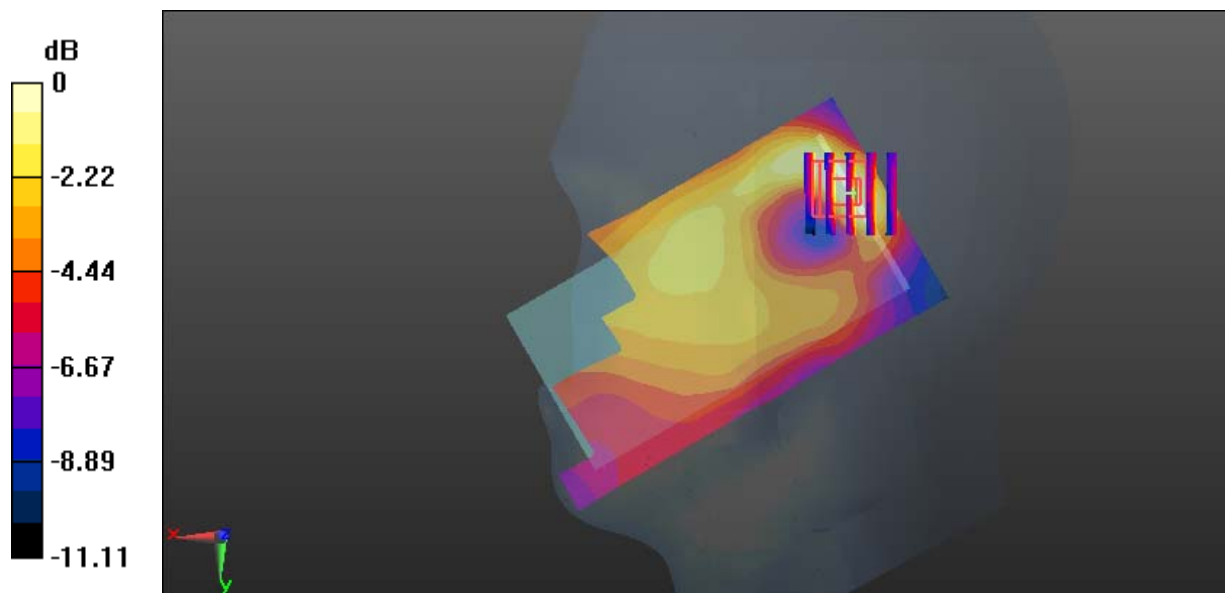
Zoom Scan (5x5x7)/Cube 0: Measurement grid: dx=8mm, dy=8mm, dz=5mm

Reference Value = 5.831 V/m; Power Drift = 0.12 dB

Peak SAR (extrapolated) = 0.125 W/kg

SAR(1 g) = 0.068 W/kg; SAR(10 g) = 0.040 W/kg

Maximum value of SAR (measured) = 0.0945 W/kg



0 dB = 0.0945 W/kg = -10.25 dBW/kg

Test Plot 49#: LTE Band 2_Head Right Tilt_Middle_50%RB**DUT: Mobile Phone; Type: M50L; Serial: 18092900320**

Communication System: Generic FDD-LTE; Frequency: 1880 MHz; Duty Cycle: 1:1
Medium parameters used: $f = 1880$ MHz; $\sigma = 1.373$ S/m; $\epsilon_r = 40.373$; $\rho = 1000$ kg/m³ ;
Phantom section: Right Section

DASY5 Configuration:

- Probe: EX3DV4 - SN7441; ConvF(7.9, 7.9, 7.9); Calibrated: 2017/11/2;
- Sensor-Surface: 1.4mm (Mechanical Surface Detection)
- Electronics: DAE3 Sn471; Calibrated: 2017/10/23
- Phantom: SAM (30deg probe tilt) with CRP v5.0_20150321; Type: QD000P40CD; Serial: TP:1874
- Measurement SW: DASY52, Version 52.8 (8);

Area Scan (121x61x1): Interpolated grid: dx=1.500 mm, dy=1.500 mm

Maximum value of SAR (interpolated) = 0.0841 W/kg

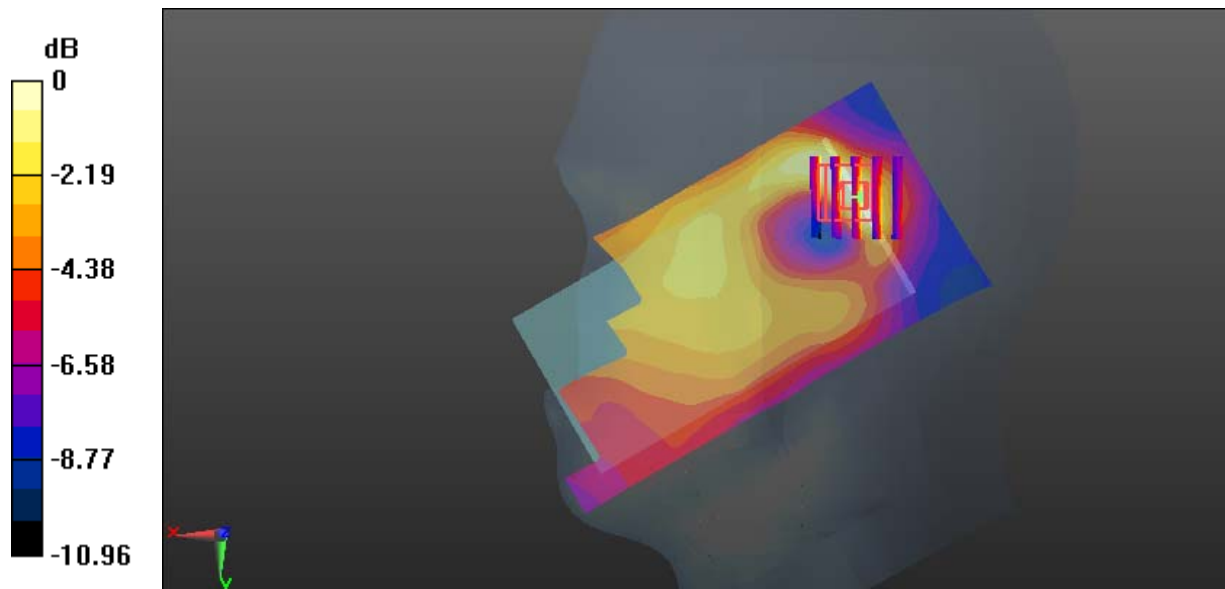
Zoom Scan (5x5x7)/Cube 0: Measurement grid: dx=8mm, dy=8mm, dz=5mm

Reference Value = 5.247 V/m; Power Drift = 0.12 dB

Peak SAR (extrapolated) = 0.101 W/kg

SAR(1 g) = 0.053 W/kg; SAR(10 g) = 0.031 W/kg

Maximum value of SAR (measured) = 0.0743 W/kg



0 dB = 0.0743 W/kg = -11.29 dBW/kg

Test Plot 50#: LTE Band 2_Body Back_Middle_1RB

DUT: Mobile Phone; Type: M50L; Serial: 18092900320

Communication System: Generic FDD-LTE; Frequency: 1880 MHz; Duty Cycle: 1:1
 Medium parameters used: $f = 1880 \text{ MHz}$; $\sigma = 1.493 \text{ S/m}$; $\epsilon_r = 54.171$; $\rho = 1000 \text{ kg/m}^3$;
 Phantom section: Flat Section

DASY5 Configuration:

- Probe: EX3DV4 - SN7441; ConvF(7.79, 7.79, 7.79); Calibrated: 2017/11/2;
- Sensor-Surface: 1.4mm (Mechanical Surface Detection)
- Electronics: DAE3 Sn471; Calibrated: 2017/10/23
- Phantom: SAM (30deg probe tilt) with CRP v5.0_20150321; Type: QD000P40CD; Serial: TP:1874
- Measurement SW: DASY52, Version 52.8 (8);

Area Scan (61x111x1): Interpolated grid: $dx=1.500 \text{ mm}$, $dy=1.500 \text{ mm}$

Maximum value of SAR (interpolated) = 0.365 W/kg

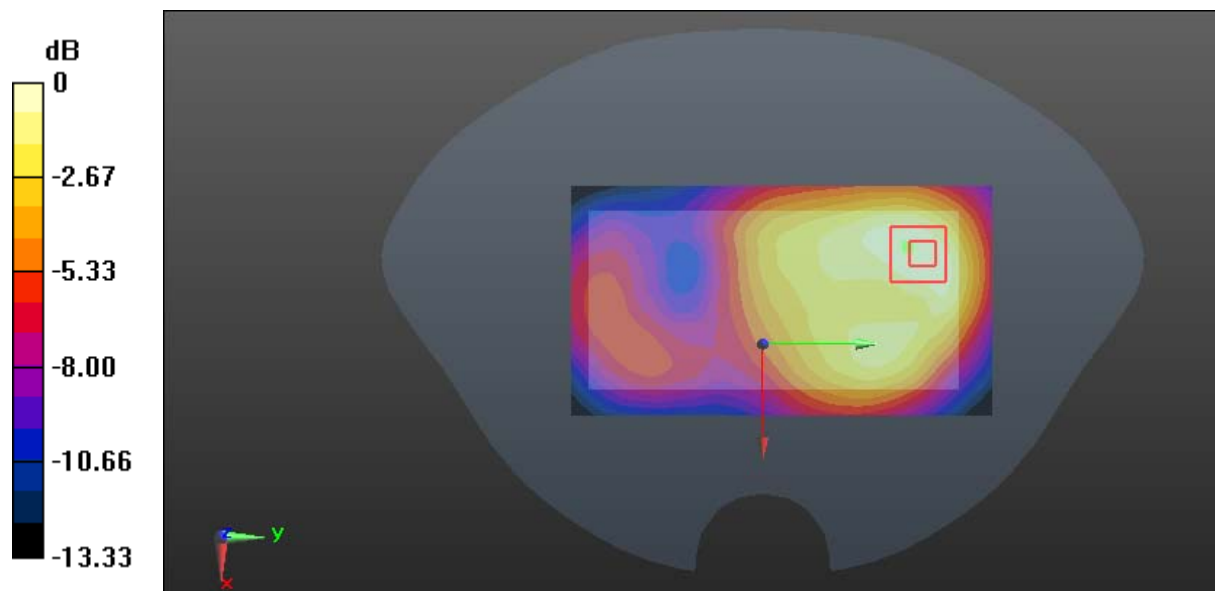
Zoom Scan (5x5x7)/Cube 0: Measurement grid: $dx=8\text{mm}$, $dy=8\text{mm}$, $dz=5\text{mm}$

Reference Value = 10.16 V/m; Power Drift = -0.05 dB

Peak SAR (extrapolated) = 0.512 W/kg

SAR(1 g) = 0.344 W/kg; SAR(10 g) = 0.215 W/kg

Maximum value of SAR (measured) = 0.368 W/kg



0 dB = 0.368 W/kg = -4.34 dBW/kg

Test Plot 51#: LTE Band 2_Body Back_Middle_50%RB**DUT: Mobile Phone; Type: M50L; Serial: 18092900320**

Communication System: Generic FDD-LTE; Frequency: 1880 MHz; Duty Cycle: 1:1
Medium parameters used: $f = 1880$ MHz; $\sigma = 1.493$ S/m; $\epsilon_r = 54.171$; $\rho = 1000$ kg/m³ ;
Phantom section: Flat Section

DASY5 Configuration:

- Probe: EX3DV4 - SN7441; ConvF(7.79, 7.79, 7.79); Calibrated: 2017/11/2;
- Sensor-Surface: 1.4mm (Mechanical Surface Detection)
- Electronics: DAE3 Sn471; Calibrated: 2017/10/23
- Phantom: SAM (30deg probe tilt) with CRP v5.0_20150321; Type: QD000P40CD; Serial: TP:1874
- Measurement SW: DASY52, Version 52.8 (8);

Area Scan (61x111x1): Interpolated grid: dx=1.500 mm, dy=1.500 mm

Maximum value of SAR (interpolated) = 0.269 W/kg

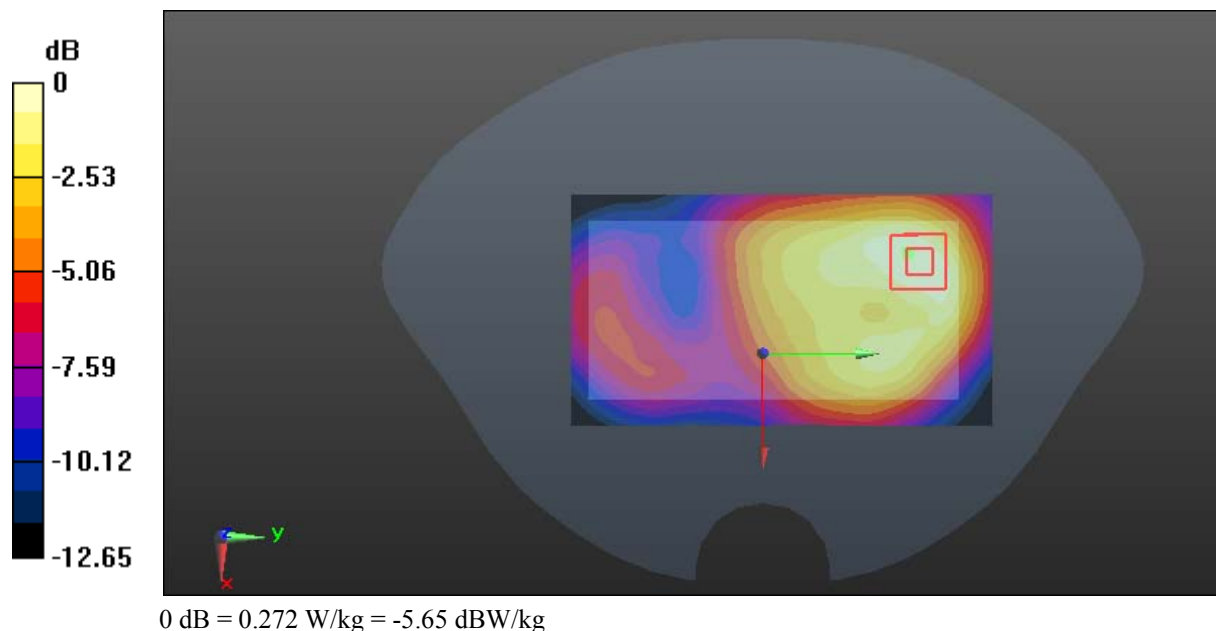
Zoom Scan (5x5x7)/Cube 0: Measurement grid: dx=8mm, dy=8mm, dz=5mm

Reference Value = 8.699 V/m; Power Drift = -0.05 dB

Peak SAR (extrapolated) = 0.384 W/kg

SAR(1 g) = 0.252 W/kg; SAR(10 g) = 0.159 W/kg

Maximum value of SAR (measured) = 0.272 W/kg



Test Plot 52#: LTE Band 2_Body Left_Middle_1RB**DUT: Mobile Phone; Type: M50L; Serial: 18092900320**

Communication System: Generic FDD-LTE; Frequency: 1880 MHz; Duty Cycle: 1:1
Medium parameters used: $f = 1880$ MHz; $\sigma = 1.493$ S/m; $\epsilon_r = 54.171$; $\rho = 1000$ kg/m³ ;
Phantom section: Flat Section

DASY5 Configuration:

- Probe: EX3DV4 - SN7441; ConvF(7.79, 7.79, 7.79); Calibrated: 2017/11/2;
- Sensor-Surface: 1.4mm (Mechanical Surface Detection)
- Electronics: DAE3 Sn471; Calibrated: 2017/10/23
- Phantom: SAM (30deg probe tilt) with CRP v5.0_20150321; Type: QD000P40CD; Serial: TP:1874
- Measurement SW: DASY52, Version 52.8 (8);

Area Scan (41x111x1): Interpolated grid: dx=1.500 mm, dy=1.500 mm

Maximum value of SAR (interpolated) = 0.281 W/kg

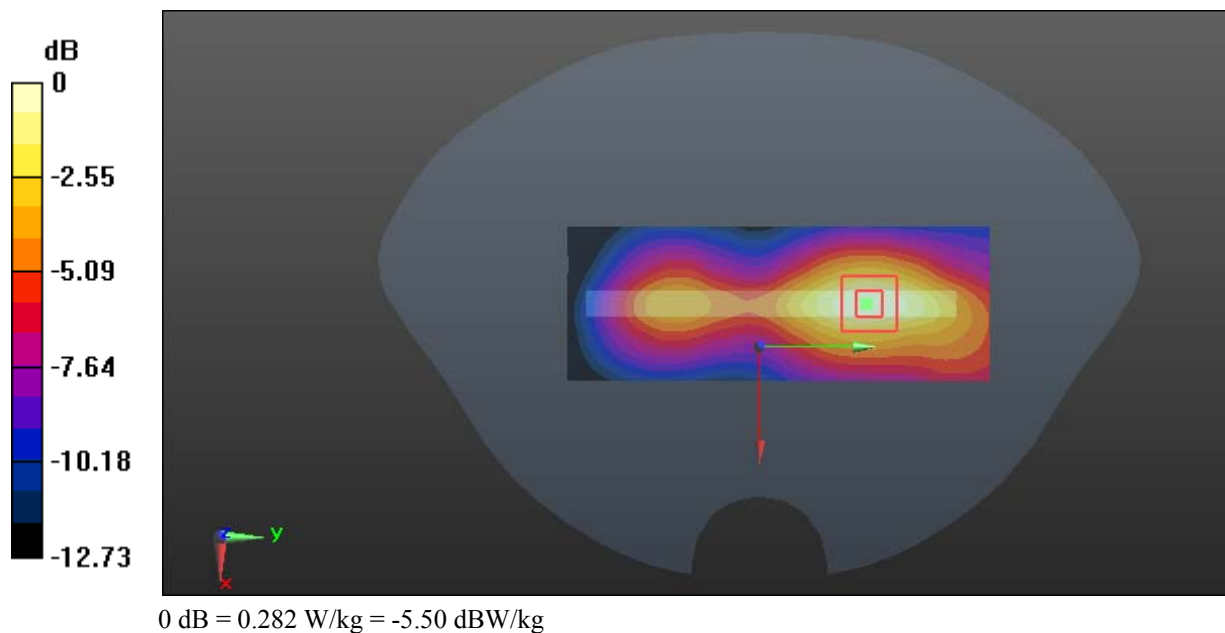
Zoom Scan (5x5x7)/Cube 0: Measurement grid: dx=8mm, dy=8mm, dz=5mm

Reference Value = 7.927 V/m; Power Drift = 0.15 dB

Peak SAR (extrapolated) = 0.404 W/kg

SAR(1 g) = 0.255 W/kg; SAR(10 g) = 0.152 W/kg

Maximum value of SAR (measured) = 0.282 W/kg



Test Plot 53#: LTE Band 2_Body Left_Middle_50%RB**DUT: Mobile Phone; Type: M50L; Serial: 18092900320**

Communication System: Generic FDD-LTE; Frequency: 1880 MHz; Duty Cycle: 1:1
Medium parameters used: $f = 1880$ MHz; $\sigma = 1.493$ S/m; $\epsilon_r = 54.171$; $\rho = 1000$ kg/m³ ;
Phantom section: Flat Section

DASY5 Configuration:

- Probe: EX3DV4 - SN7441; ConvF(7.79, 7.79, 7.79); Calibrated: 2017/11/2;
- Sensor-Surface: 1.4mm (Mechanical Surface Detection)
- Electronics: DAE3 Sn471; Calibrated: 2017/10/23
- Phantom: SAM (30deg probe tilt) with CRP v5.0_20150321; Type: QD000P40CD; Serial: TP:1874
- Measurement SW: DASY52, Version 52.8 (8);

Area Scan (41x111x1): Interpolated grid: dx=1.500 mm, dy=1.500 mm

Maximum value of SAR (interpolated) = 0.203 W/kg

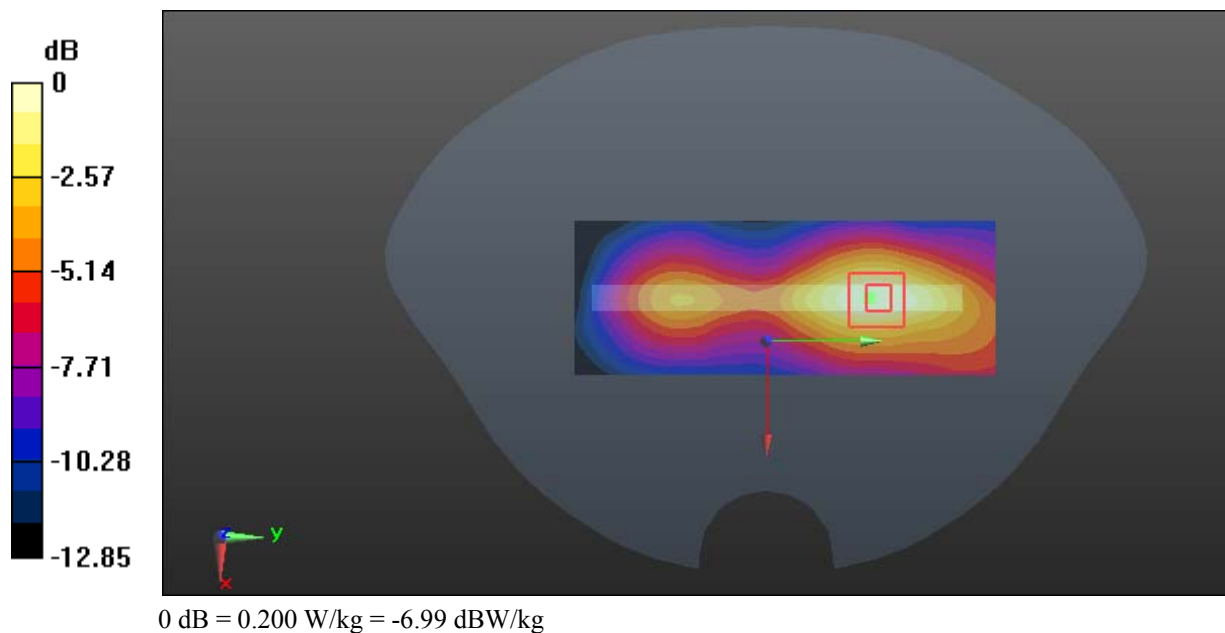
Zoom Scan (5x5x7)/Cube 0: Measurement grid: dx=8mm, dy=8mm, dz=5mm

Reference Value = 6.735 V/m; Power Drift = -0.03 dB

Peak SAR (extrapolated) = 0.309 W/kg

SAR(1 g) = 0.184 W/kg; SAR(10 g) = 0.111 W/kg

Maximum value of SAR (measured) = 0.200 W/kg



Test Plot 54#: LTE Band 2_Body Bottom_Low_1RB**DUT: Mobile Phone; Type: M50L; Serial: 18092900320**

Communication System: Generic FDD-LTE; Frequency: 1860 MHz; Duty Cycle: 1:1
Medium parameters used: $f = 1860$ MHz; $\sigma = 1.471$ S/m; $\epsilon_r = 54.385$; $\rho = 1000$ kg/m³ ;
Phantom section: Flat Section

DASY5 Configuration:

- Probe: EX3DV4 - SN7441; ConvF(7.79, 7.79, 7.79); Calibrated: 2017/11/2;
- Sensor-Surface: 1.4mm (Mechanical Surface Detection)
- Electronics: DAE3 Sn471; Calibrated: 2017/10/23
- Phantom: SAM (30deg probe tilt) with CRP v5.0_20150321; Type: QD000P40CD; Serial: TP:1874
- Measurement SW: DASY52, Version 52.8 (8);

Area Scan (41x71x1): Interpolated grid: dx=1.500 mm, dy=1.500 mm

Maximum value of SAR (interpolated) = 0.921 W/kg

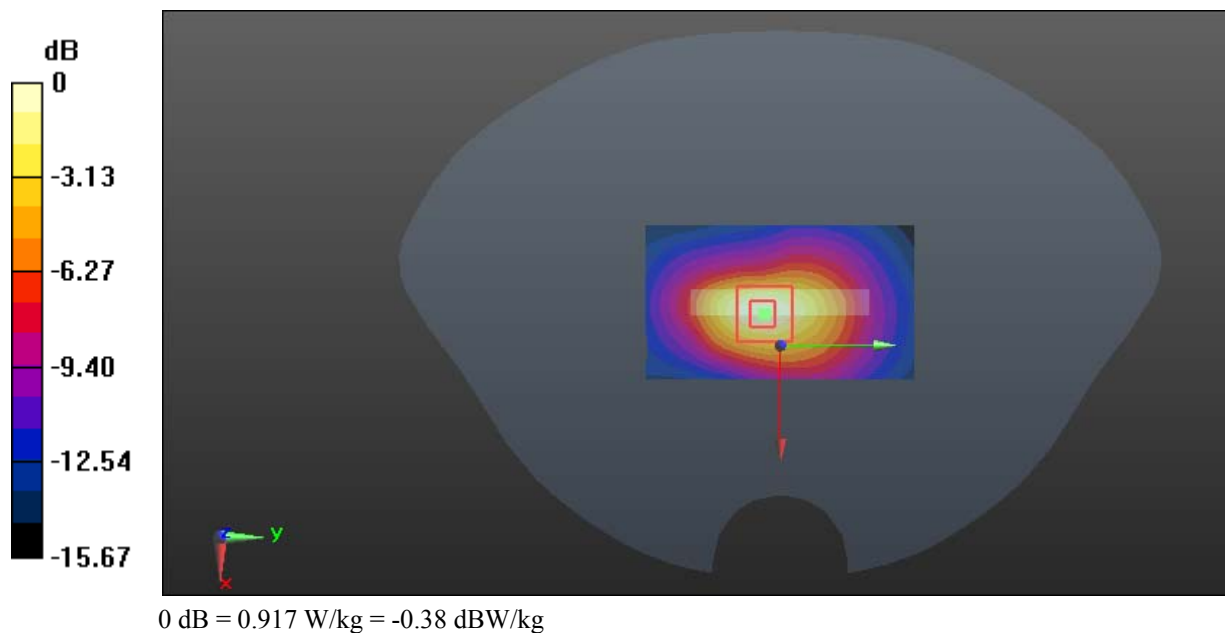
Zoom Scan (5x5x7)/Cube 0: Measurement grid: dx=8mm, dy=8mm, dz=5mm

Reference Value = 22.77 V/m; Power Drift = -0.06 dB

Peak SAR (extrapolated) = 1.37 W/kg

SAR(1 g) = 0.808 W/kg; SAR(10 g) = 0.436 W/kg

Maximum value of SAR (measured) = 0.917 W/kg



Test Plot 55#: LTE Band 2_Body Bottom_Middle_1RB

DUT: Mobile Phone; Type: M50L; Serial: 18092900320

Communication System: Generic FDD-LTE; Frequency: 1880 MHz; Duty Cycle: 1:1
 Medium parameters used: $f = 1880$ MHz; $\sigma = 1.493$ S/m; $\epsilon_r = 54.171$; $\rho = 1000$ kg/m³ ;
 Phantom section: Flat Section

DASY5 Configuration:

- Probe: EX3DV4 - SN7441; ConvF(7.79, 7.79, 7.79); Calibrated: 2017/11/2;
- Sensor-Surface: 1.4mm (Mechanical Surface Detection)
- Electronics: DAE3 Sn471; Calibrated: 2017/10/23
- Phantom: SAM (30deg probe tilt) with CRP v5.0_20150321; Type: QD000P40CD; Serial: TP:1874
- Measurement SW: DASY52, Version 52.8 (8);

Area Scan (41x71x1): Interpolated grid: dx=1.500 mm, dy=1.500 mm

Maximum value of SAR (interpolated) = 1.01 W/kg

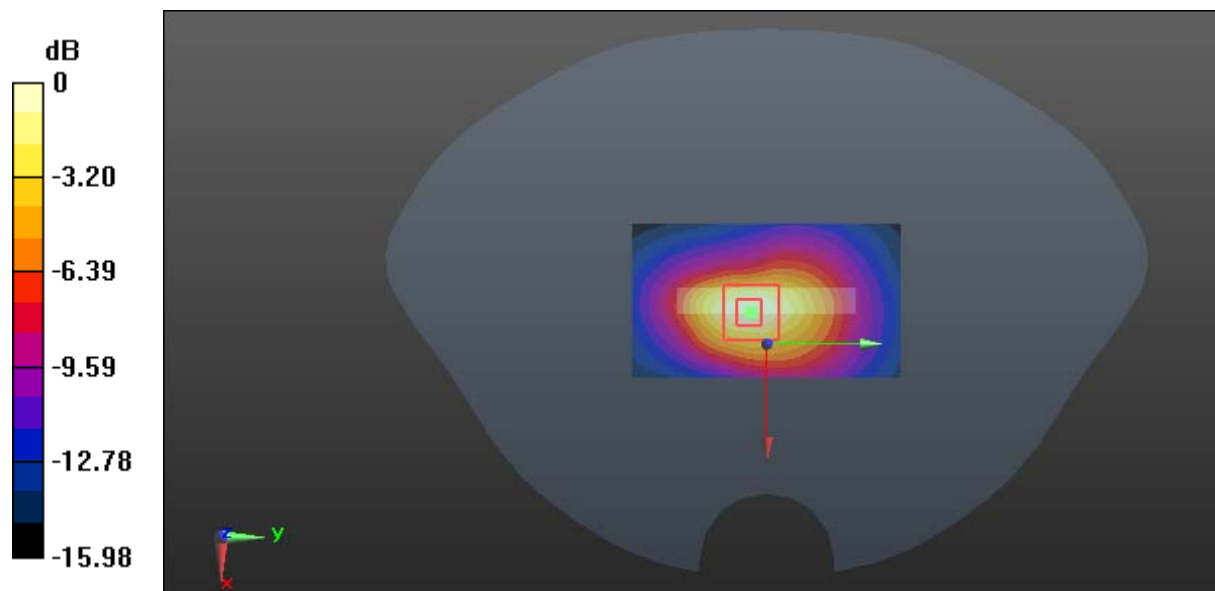
Zoom Scan (5x5x7)/Cube 0: Measurement grid: dx=8mm, dy=8mm, dz=5mm

Reference Value = 23.73 V/m; Power Drift = -0.08 dB

Peak SAR (extrapolated) = 1.59 W/kg

SAR(1 g) = 0.882 W/kg; SAR(10 g) = 0.468 W/kg

Maximum value of SAR (measured) = 1.00 W/kg



0 dB = 1.00 W/kg = 0.-0 dBW/kg

Test Plot 56#: LTE Band 2_Body Bottom_High_1RB**DUT: Mobile Phone; Type: M50L; Serial: 18092900320**

Communication System: Generic FDD-LTE; Frequency: 1900 MHz; Duty Cycle: 1:1
Medium parameters used: $f = 1900$ MHz; $\sigma = 1.514$ S/m; $\epsilon_r = 54.118$; $\rho = 1000$ kg/m³ ;
Phantom section: Flat Section

DASY5 Configuration:

- Probe: EX3DV4 - SN7441; ConvF(7.79, 7.79, 7.79); Calibrated: 2017/11/2;
- Sensor-Surface: 1.4mm (Mechanical Surface Detection)
- Electronics: DAE3 Sn471; Calibrated: 2017/10/23
- Phantom: SAM (30deg probe tilt) with CRP v5.0_20150321; Type: QD000P40CD; Serial: TP:1874
- Measurement SW: DASY52, Version 52.8 (8);

Area Scan (41x71x1): Interpolated grid: dx=1.500 mm, dy=1.500 mm

Maximum value of SAR (interpolated) = 1.03 W/kg

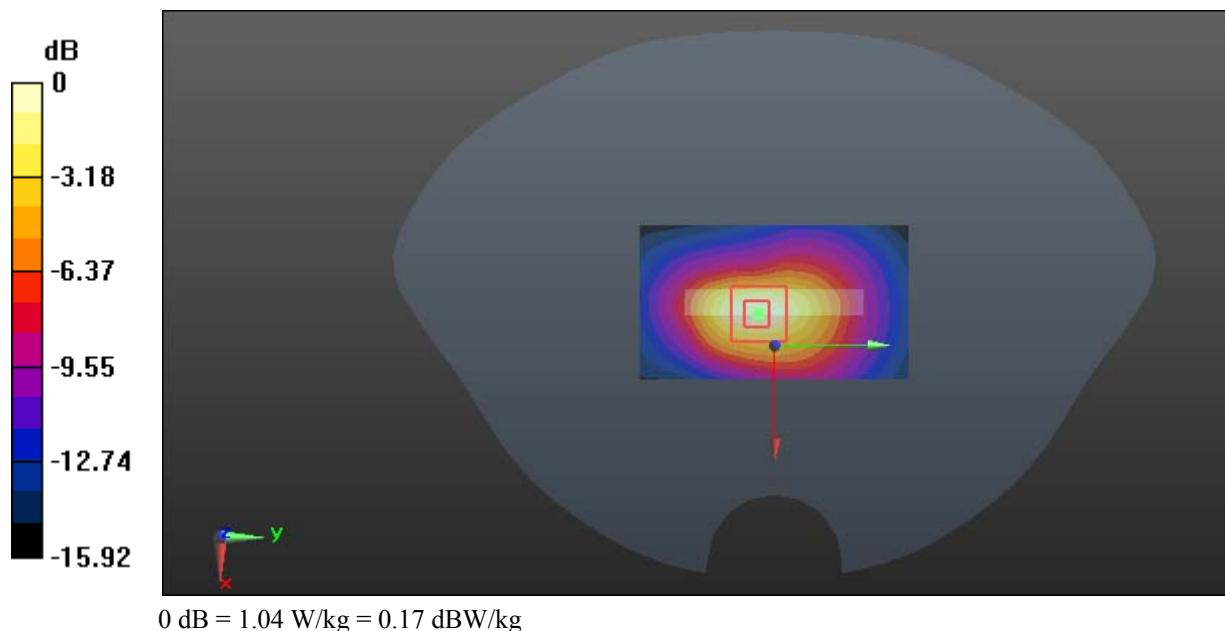
Zoom Scan (5x5x7)/Cube 0: Measurement grid: dx=8mm, dy=8mm, dz=5mm

Reference Value = 23.63 V/m; Power Drift = -0.12 dB

Peak SAR (extrapolated) = 1.57 W/kg

SAR(1 g) = 0.918 W/kg; SAR(10 g) = 0.487 W/kg

Maximum value of SAR (measured) = 1.04 W/kg



Test Plot 57#: LTE Band 2_Body Bottom_Middle_50%RB**DUT: Mobile Phone; Type: M50L; Serial: 18092900320**

Communication System: Generic FDD-LTE; Frequency: 1880 MHz; Duty Cycle: 1:1
Medium parameters used: $f = 1880$ MHz; $\sigma = 1.493$ S/m; $\epsilon_r = 54.171$; $\rho = 1000$ kg/m³ ;
Phantom section: Flat Section

DASY5 Configuration:

- Probe: EX3DV4 - SN7441; ConvF(7.79, 7.79, 7.79); Calibrated: 2017/11/2;
- Sensor-Surface: 1.4mm (Mechanical Surface Detection)
- Electronics: DAE3 Sn471; Calibrated: 2017/10/23
- Phantom: SAM (30deg probe tilt) with CRP v5.0_20150321; Type: QD000P40CD; Serial: TP:1874
- Measurement SW: DASY52, Version 52.8 (8);

Area Scan (41x71x1): Interpolated grid: dx=1.500 mm, dy=1.500 mm

Maximum value of SAR (interpolated) = 0.739 W/kg

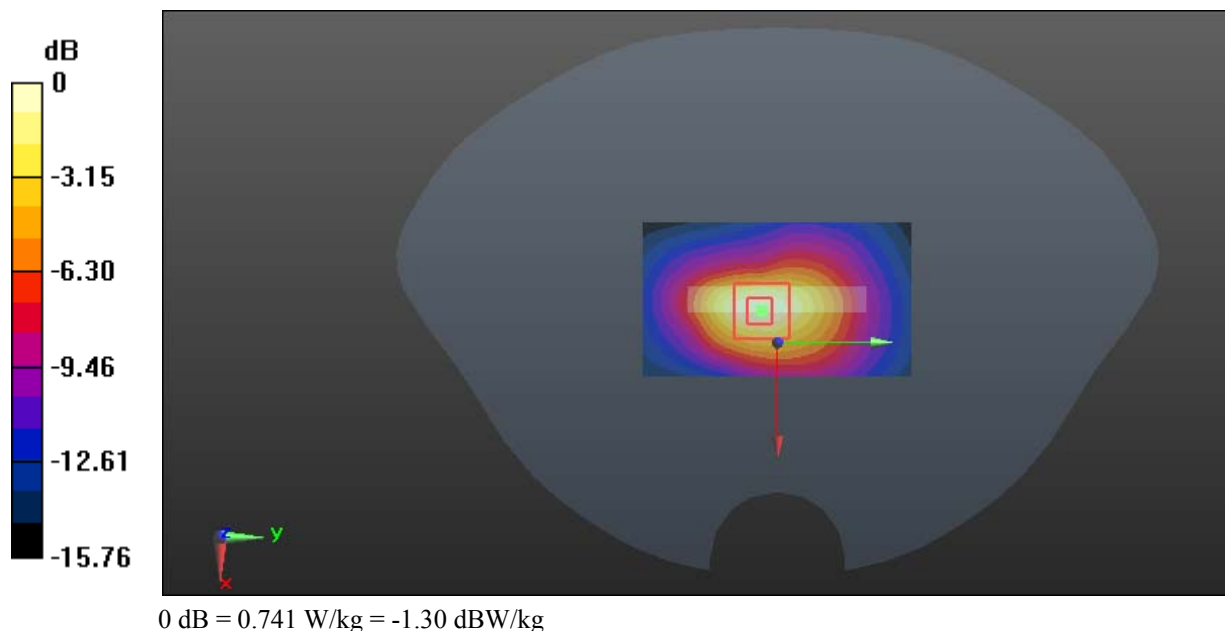
Zoom Scan (5x5x7)/Cube 0: Measurement grid: dx=8mm, dy=8mm, dz=5mm

Reference Value = 20.44 V/m; Power Drift = -0.12 dB

Peak SAR (extrapolated) = 1.12 W/kg

SAR(1 g) = 0.652 W/kg; SAR(10 g) = 0.351 W/kg

Maximum value of SAR (measured) = 0.741 W/kg



Test Plot 58#: LTE Band 4_Head Left Cheek_Middle_1RB

DUT: Mobile Phone; Type: M50L; Serial: 18092900320

Communication System: Generic FDD-LTE; Frequency: 1732.5 MHz; Duty Cycle: 1:1
 Medium parameters used: $f = 1732.5 \text{ MHz}$; $\sigma = 1.343 \text{ S/m}$; $\epsilon_r = 41.222$; $\rho = 1000 \text{ kg/m}^3$;
 Phantom section: Left Section

DASY5 Configuration:

- Probe: EX3DV4 - SN7441; ConvF(8.22, 8.22, 8.22); Calibrated: 2017/11/2;
- Sensor-Surface: 1.4mm (Mechanical Surface Detection)
- Electronics: DAE3 Sn471; Calibrated: 2017/10/23
- Phantom: SAM (30deg probe tilt) with CRP v5.0_20150321; Type: QD000P40CD; Serial: TP:1874
- Measurement SW: DASY52, Version 52.8 (8);

Area Scan (111x61x1): Interpolated grid: $dx=1.500 \text{ mm}$, $dy=1.500 \text{ mm}$

Maximum value of SAR (interpolated) = 0.390 W/kg


Zoom Scan (5x5x7)/Cube 0: Measurement grid: $dx=8\text{mm}$, $dy=8\text{mm}$, $dz=5\text{mm}$

Reference Value = 6.715 V/m; Power Drift = 0.13 dB

Peak SAR (extrapolated) = 0.462 W/kg

SAR(1 g) = 0.288 W/kg; SAR(10 g) = 0.182 W/kg

Maximum value of SAR (measured) = 0.395 W/kg



0 dB = 0.395 W/kg = -4.03 dBW/kg

Test Plot 59#: LTE Band 4_Head Left Cheek_Middle_50%RB**DUT: Mobile Phone; Type: M50L; Serial: 18092900320**

Communication System: Generic FDD-LTE; Frequency: 1732.5 MHz; Duty Cycle: 1:1
Medium parameters used: $f = 1732.5$ MHz; $\sigma = 1.343$ S/m; $\epsilon_r = 41.222$; $\rho = 1000$ kg/m³ ;
Phantom section: Left Section

DASY5 Configuration:

- Probe: EX3DV4 - SN7441; ConvF(8.22, 8.22, 8.22); Calibrated: 2017/11/2;
- Sensor-Surface: 1.4mm (Mechanical Surface Detection)
- Electronics: DAE3 Sn471; Calibrated: 2017/10/23
- Phantom: SAM (30deg probe tilt) with CRP v5.0_20150321; Type: QD000P40CD; Serial: TP:1874
- Measurement SW: DASY52, Version 52.8 (8);

Area Scan (111x61x1): Interpolated grid: dx=1.500 mm, dy=1.500 mm

Maximum value of SAR (interpolated) = 0.314 W/kg


Zoom Scan (5x5x7)/Cube 0: Measurement grid: dx=8mm, dy=8mm, dz=5mm

Reference Value = 6.018 V/m; Power Drift = 0.13 dB

Peak SAR (extrapolated) = 0.364 W/kg

SAR(1 g) = 0.228 W/kg; SAR(10 g) = 0.145 W/kg

Maximum value of SAR (measured) = 0.314 W/kg



0 dB = 0.314 W/kg = -5.03 dBW/kg

Test Plot 60#: LTE Band 4_Head Left Tilt_Middle_1RB**DUT: Mobile Phone; Type: M50L; Serial: 18092900320**

Communication System: Generic FDD-LTE; Frequency: 1732.5 MHz; Duty Cycle: 1:1
Medium parameters used: $f = 1732.5$ MHz; $\sigma = 1.343$ S/m; $\epsilon_r = 41.222$; $\rho = 1000$ kg/m³ ;
Phantom section: Left Section

DASY5 Configuration:

- Probe: EX3DV4 - SN7441; ConvF(8.22, 8.22, 8.22); Calibrated: 2017/11/2;
- Sensor-Surface: 1.4mm (Mechanical Surface Detection)
- Electronics: DAE3 Sn471; Calibrated: 2017/10/23
- Phantom: SAM (30deg probe tilt) with CRP v5.0_20150321; Type: QD000P40CD; Serial: TP:1874
- Measurement SW: DASY52, Version 52.8 (8);

Area Scan (111x61x1): Interpolated grid: dx=1.500 mm, dy=1.500 mm

Maximum value of SAR (interpolated) = 0.180 W/kg

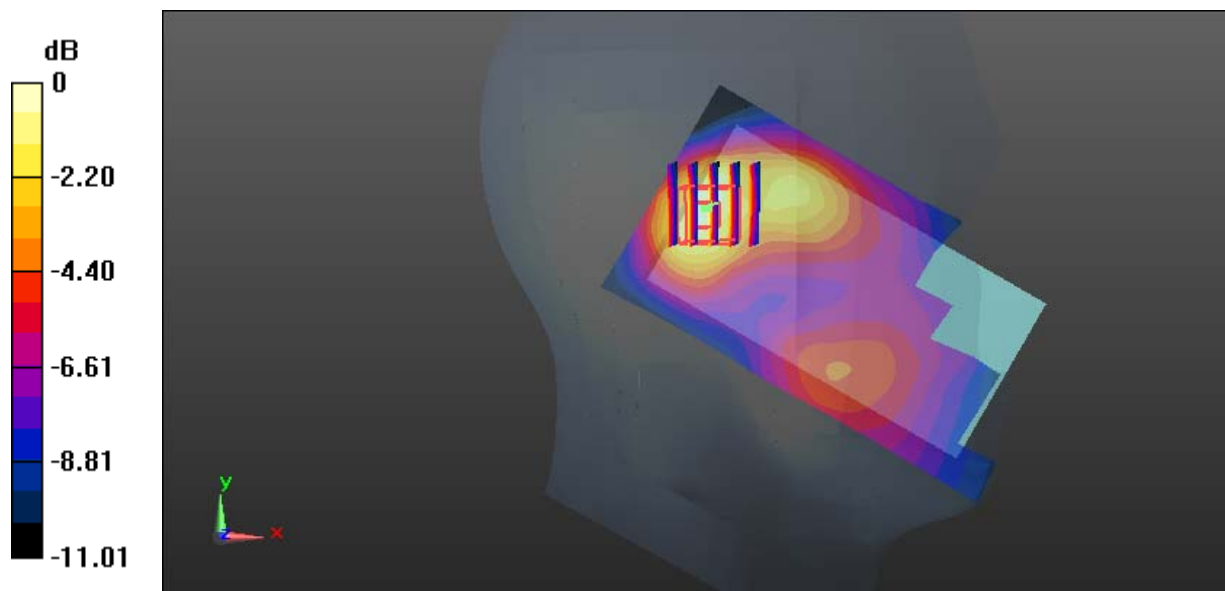
Zoom Scan (5x5x7)/Cube 0: Measurement grid: dx=8mm, dy=8mm, dz=5mm

Reference Value = 10.08 V/m; Power Drift = 0.13 dB

Peak SAR (extrapolated) = 0.203 W/kg

SAR(1 g) = 0.124 W/kg; SAR(10 g) = 0.076 W/kg

Maximum value of SAR (measured) = 0.173 W/kg



0 dB = 0.173 W/kg = -7.62 dBW/kg

Test Plot 61#: LTE Band 4_Head Left Tilt_Middle_50%RB**DUT: Mobile Phone; Type: M50L; Serial: 18092900320**

Communication System: Generic FDD-LTE; Frequency: 1732.5 MHz; Duty Cycle: 1:1
Medium parameters used: $f = 1732.5$ MHz; $\sigma = 1.343$ S/m; $\epsilon_r = 41.222$; $\rho = 1000$ kg/m³ ;
Phantom section: Left Section

DASY5 Configuration:

- Probe: EX3DV4 - SN7441; ConvF(8.22, 8.22, 8.22); Calibrated: 2017/11/2;
- Sensor-Surface: 1.4mm (Mechanical Surface Detection)
- Electronics: DAE3 Sn471; Calibrated: 2017/10/23
- Phantom: SAM (30deg probe tilt) with CRP v5.0_20150321; Type: QD000P40CD; Serial: TP:1874
- Measurement SW: DASY52, Version 52.8 (8);

Area Scan (111x61x1): Interpolated grid: dx=1.500 mm, dy=1.500 mm

Maximum value of SAR (interpolated) = 0.140 W/kg


Zoom Scan (5x5x7)/Cube 0: Measurement grid: dx=8mm, dy=8mm, dz=5mm

Reference Value = 8.980 V/m; Power Drift = 0.04 dB

Peak SAR (extrapolated) = 0.163 W/kg

SAR(1 g) = 0.098 W/kg; SAR(10 g) = 0.061 W/kg

Maximum value of SAR (measured) = 0.139 W/kg



0 dB = 0.139 W/kg = -8.57 dBW/kg

Test Plot 62#: LTE Band 4_Head Right Cheek_Middle_1RB**DUT: Mobile Phone; Type: M50L; Serial: 18092900320**

Communication System: Generic FDD-LTE; Frequency: 1732.5 MHz; Duty Cycle: 1:1
Medium parameters used: $f = 1732.5$ MHz; $\sigma = 1.343$ S/m; $\epsilon_r = 41.222$; $\rho = 1000$ kg/m³ ;
Phantom section: Right Section

DASY5 Configuration:

- Probe: EX3DV4 - SN7441; ConvF(8.22, 8.22, 8.22); Calibrated: 2017/11/2;
- Sensor-Surface: 1.4mm (Mechanical Surface Detection)
- Electronics: DAE3 Sn471; Calibrated: 2017/10/23
- Phantom: SAM (30deg probe tilt) with CRP v5.0_20150321; Type: QD000P40CD; Serial: TP:1874
- Measurement SW: DASY52, Version 52.8 (8);

Area Scan (111x61x1): Interpolated grid: dx=1.500 mm, dy=1.500 mm

Maximum value of SAR (interpolated) = 0.206 W/kg


Zoom Scan (5x6x7)/Cube 0: Measurement grid: dx=8mm, dy=8mm, dz=5mm

Reference Value = 6.730 V/m; Power Drift = 0.01 dB

Peak SAR (extrapolated) = 0.236 W/kg

SAR(1 g) = 0.161 W/kg; SAR(10 g) = 0.111 W/kg

Maximum value of SAR (measured) = 0.207 W/kg



0 dB = 0.207 W/kg = -6.84 dBW/kg

Test Plot 63#: LTE Band 4_Head Right Cheek_Middle_50%RB**DUT: Mobile Phone; Type: M50L; Serial: 18092900320**

Communication System: Generic FDD-LTE; Frequency: 1732.5 MHz; Duty Cycle: 1:1
Medium parameters used: $f = 1732.5$ MHz; $\sigma = 1.343$ S/m; $\epsilon_r = 41.222$; $\rho = 1000$ kg/m³ ;
Phantom section: Right Section

DASY5 Configuration:

- Probe: EX3DV4 - SN7441; ConvF(8.22, 8.22, 8.22); Calibrated: 2017/11/2;
- Sensor-Surface: 1.4mm (Mechanical Surface Detection)
- Electronics: DAE3 Sn471; Calibrated: 2017/10/23
- Phantom: SAM (30deg probe tilt) with CRP v5.0_20150321; Type: QD000P40CD; Serial: TP:1874
- Measurement SW: DASY52, Version 52.8 (8);

Area Scan (111x61x1): Interpolated grid: dx=1.500 mm, dy=1.500 mm

Maximum value of SAR (interpolated) = 0.170 W/kg

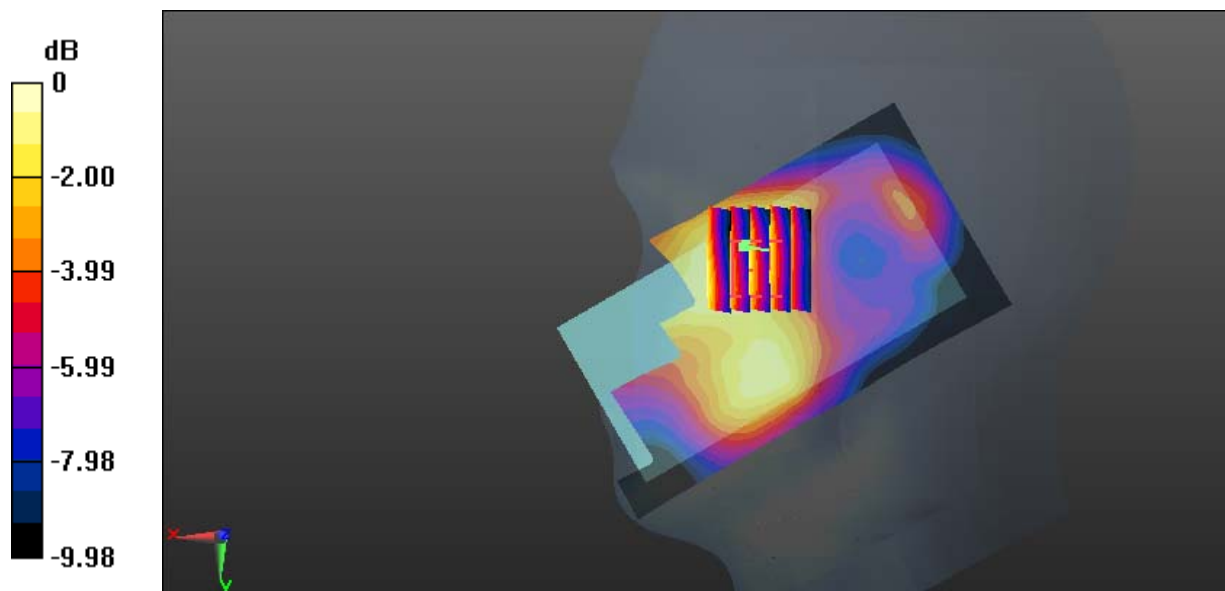
Zoom Scan (5x6x7)/Cube 0: Measurement grid: dx=8mm, dy=8mm, dz=5mm

Reference Value = 6.590 V/m; Power Drift = -0.19 dB

Peak SAR (extrapolated) = 0.191 W/kg

SAR(1 g) = 0.130 W/kg; SAR(10 g) = 0.089 W/kg

Maximum value of SAR (measured) = 0.167 W/kg



Test Plot 64#: LTE Band 4_Head Right Tilt_Middle_1RB

DUT: Mobile Phone; Type: M50L; Serial: 18092900320

Communication System: Generic FDD-LTE; Frequency: 1732.5 MHz; Duty Cycle: 1:1
 Medium parameters used: $f = 1732.5 \text{ MHz}$; $\sigma = 1.343 \text{ S/m}$; $\epsilon_r = 41.222$; $\rho = 1000 \text{ kg/m}^3$;
 Phantom section: Right Section

DASY5 Configuration:

- Probe: EX3DV4 - SN7441; ConvF(8.22, 8.22, 8.22); Calibrated: 2017/11/2;
- Sensor-Surface: 1.4mm (Mechanical Surface Detection)
- Electronics: DAE3 Sn471; Calibrated: 2017/10/23
- Phantom: SAM (30deg probe tilt) with CRP v5.0_20150321; Type: QD000P40CD; Serial: TP:1874
- Measurement SW: DASY52, Version 52.8 (8);

Area Scan (111x61x1): Interpolated grid: $dx=1.500 \text{ mm}$, $dy=1.500 \text{ mm}$

Maximum value of SAR (interpolated) = 0.215 W/kg

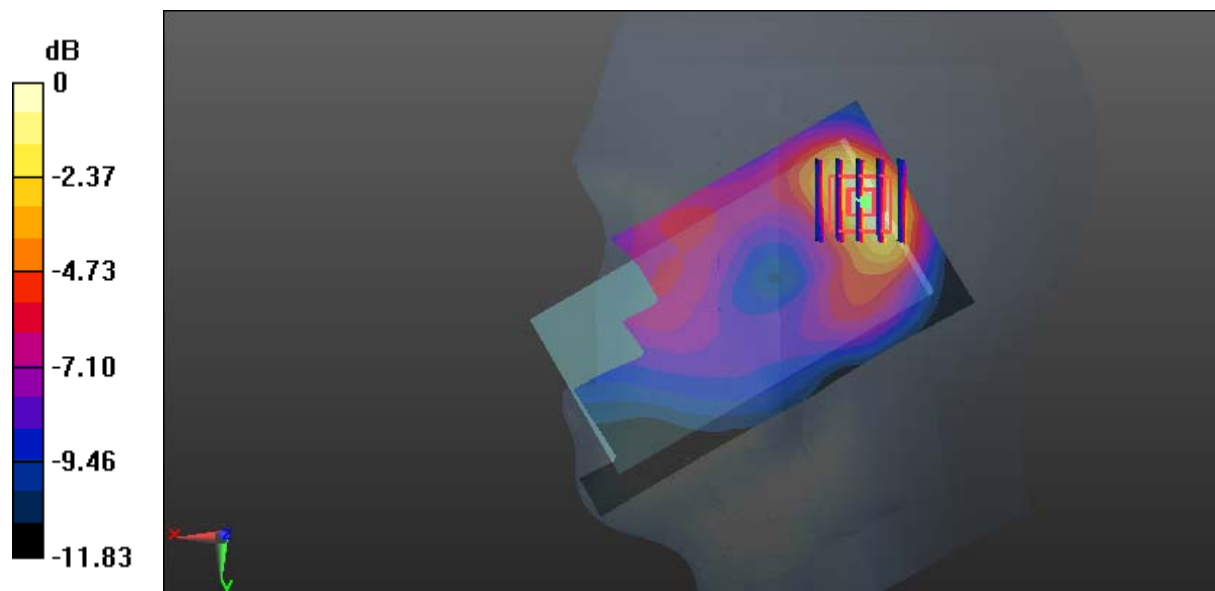
Zoom Scan (5x5x7)/Cube 0: Measurement grid: $dx=8\text{mm}$, $dy=8\text{mm}$, $dz=5\text{mm}$

Reference Value = 9.770 V/m; Power Drift = 0.11 dB

Peak SAR (extrapolated) = 0.244 W/kg

SAR(1 g) = 0.142 W/kg; SAR(10 g) = 0.084 W/kg

Maximum value of SAR (measured) = 0.211 W/kg



0 dB = 0.211 W/kg = -6.76 dBW/kg

Test Plot 65#: LTE Band 4_Head Right Tilt_Middle_50%RB**DUT: Mobile Phone; Type: M50L; Serial: 18092900320**

Communication System: Generic FDD-LTE; Frequency: 1732.5 MHz; Duty Cycle: 1:1
Medium parameters used: $f = 1732.5$ MHz; $\sigma = 1.343$ S/m; $\epsilon_r = 41.222$; $\rho = 1000$ kg/m³ ;
Phantom section: Right Section

DASY5 Configuration:

- Probe: EX3DV4 - SN7441; ConvF(8.22, 8.22, 8.22); Calibrated: 2017/11/2;
- Sensor-Surface: 1.4mm (Mechanical Surface Detection)
- Electronics: DAE3 Sn471; Calibrated: 2017/10/23
- Phantom: SAM (30deg probe tilt) with CRP v5.0_20150321; Type: QD000P40CD; Serial: TP:1874
- Measurement SW: DASY52, Version 52.8 (8);

Area Scan (111x61x1): Interpolated grid: dx=1.500 mm, dy=1.500 mm

Maximum value of SAR (interpolated) = 0.168 W/kg

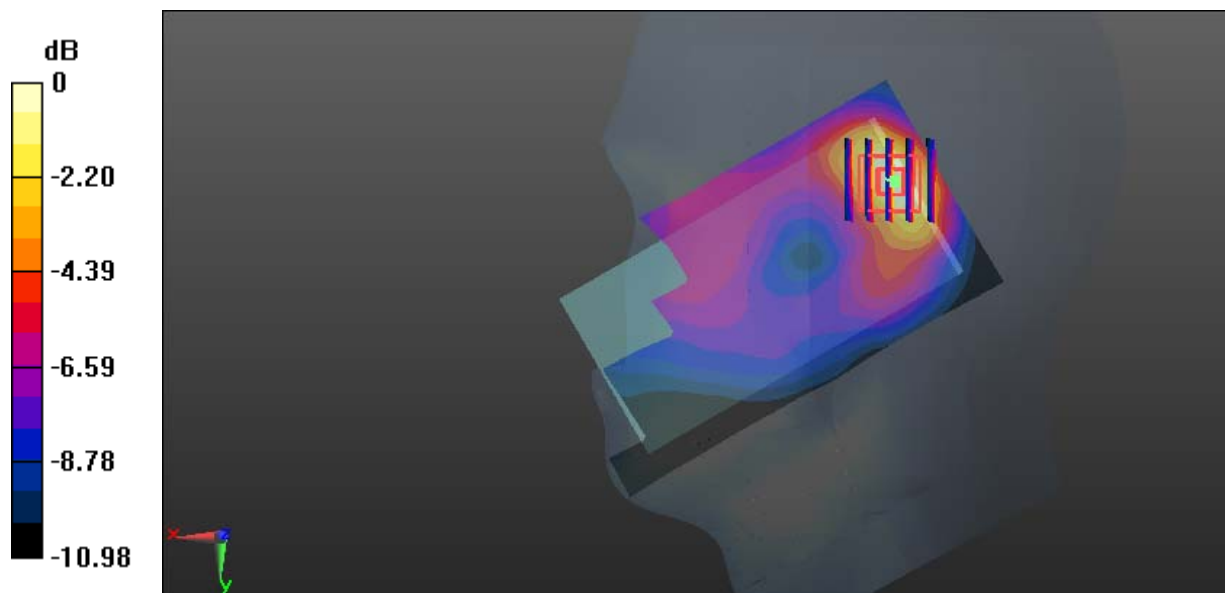
Zoom Scan (5x5x7)/Cube 0: Measurement grid: dx=8mm, dy=8mm, dz=5mm

Reference Value = 8.749 V/m; Power Drift = 0.19 dB

Peak SAR (extrapolated) = 0.187 W/kg

SAR(1 g) = 0.111 W/kg; SAR(10 g) = 0.067 W/kg

Maximum value of SAR (measured) = 0.162 W/kg



0 dB = 0.162 W/kg = -7.90 dBW/kg

Test Plot 66#: LTE Band 4_Body Back_Middle_1RB**DUT: Mobile Phone; Type: M50L; Serial: 18092900320**

Communication System: Generic FDD-LTE; Frequency: 1732.5 MHz; Duty Cycle: 1:1
Medium parameters used: $f = 1732.5$ MHz; $\sigma = 1.524$ S/m; $\epsilon_r = 52.791$; $\rho = 1000$ kg/m³;
Phantom section: Flat Section

DASY5 Configuration:

- Probe: EX3DV4 - SN7441; ConvF(8.04, 8.04, 8.04); Calibrated: 2017/11/2;
- Sensor-Surface: 1.4mm (Mechanical Surface Detection)
- Electronics: DAE3 Sn471; Calibrated: 2017/10/23
- Phantom: SAM (30deg probe tilt) with CRP v5.0_20150321; Type: QD000P40CD; Serial: TP:1874
- Measurement SW: DASY52, Version 52.8 (8);

Area Scan (61x111x1): Interpolated grid: dx=1.500 mm, dy=1.500 mm

Maximum value of SAR (interpolated) = 0.500 W/kg

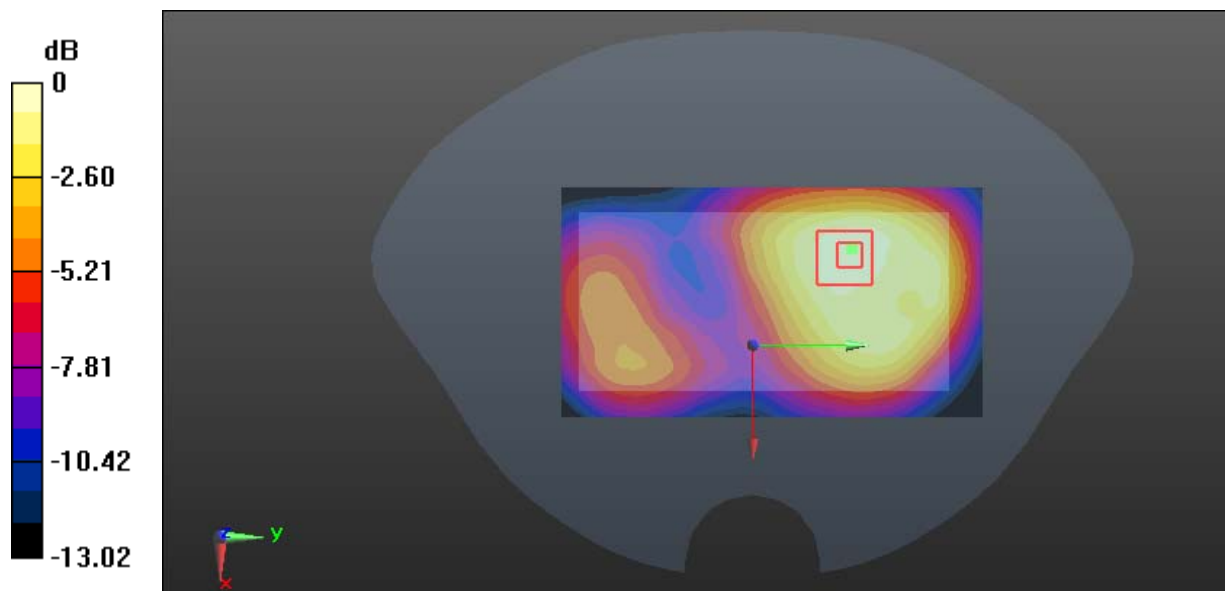
Zoom Scan (5x5x7)/Cube 0: Measurement grid: dx=8mm, dy=8mm, dz=5mm

Reference Value = 9.432 V/m; Power Drift = 0.15 dB

Peak SAR (extrapolated) = 0.760 W/kg

SAR(1 g) = 0.487 W/kg; SAR(10 g) = 0.310 W/kg

Maximum value of SAR (measured) = 0.522 W/kg



0 dB = 0.522 W/kg = -2.82 dBW/kg

Test Plot 67#: LTE Band 4_Body Back_Middle_50%RB**DUT: Mobile Phone; Type: M50L; Serial: 18092900320**

Communication System: Generic FDD-LTE; Frequency: 1732.5 MHz; Duty Cycle: 1:1
Medium parameters used: $f = 1732.5$ MHz; $\sigma = 1.524$ S/m; $\epsilon_r = 52.791$; $\rho = 1000$ kg/m³;
Phantom section: Flat Section

DASY5 Configuration:

- Probe: EX3DV4 - SN7441; ConvF(8.04, 8.04, 8.04); Calibrated: 2017/11/2;
- Sensor-Surface: 1.4mm (Mechanical Surface Detection)
- Electronics: DAE3 Sn471; Calibrated: 2017/10/23
- Phantom: SAM (30deg probe tilt) with CRP v5.0_20150321; Type: QD000P40CD; Serial: TP:1874
- Measurement SW: DASY52, Version 52.8 (8);

Area Scan (61x111x1): Interpolated grid: dx=1.500 mm, dy=1.500 mm

Maximum value of SAR (interpolated) = 0.395 W/kg

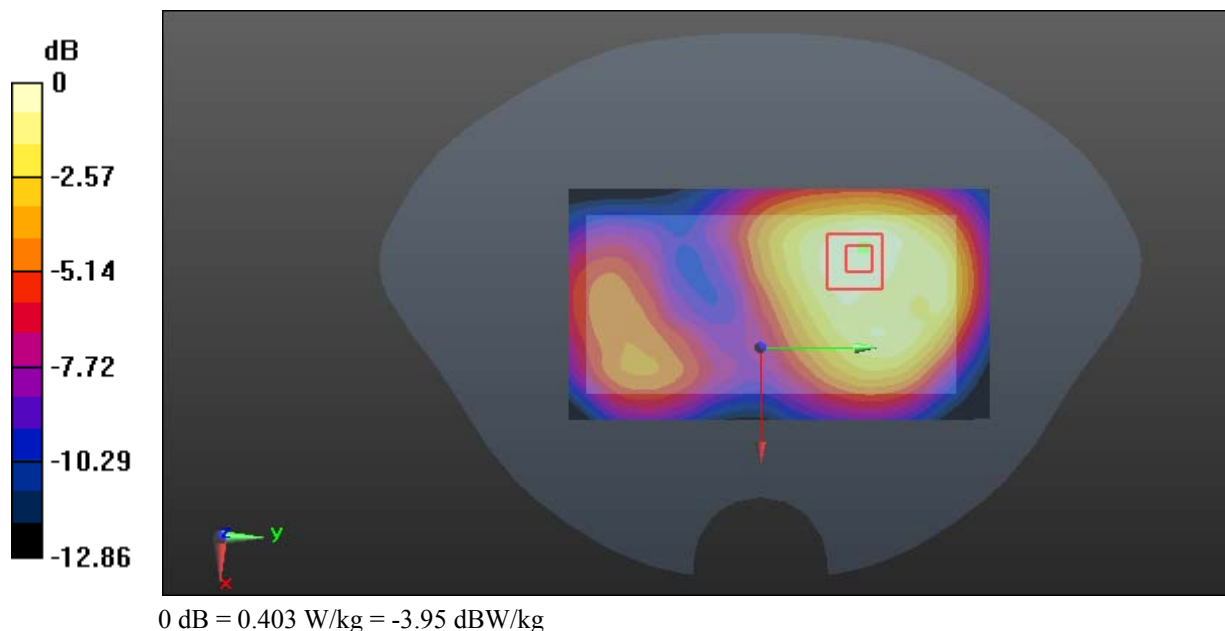
Zoom Scan (5x5x7)/Cube 0: Measurement grid: dx=8mm, dy=8mm, dz=5mm

Reference Value = 8.329 V/m; Power Drift = 0.18 dB

Peak SAR (extrapolated) = 0.596 W/kg

SAR(1 g) = 0.381 W/kg; SAR(10 g) = 0.242 W/kg

Maximum value of SAR (measured) = 0.403 W/kg



Test Plot 68#: LTE Band 4_Body Left_Middle_1RB**DUT: Mobile Phone; Type: M50L; Serial: 18092900320**

Communication System: Generic FDD-LTE; Frequency: 1732.5 MHz; Duty Cycle: 1:1
Medium parameters used: $f = 1732.5$ MHz; $\sigma = 1.524$ S/m; $\epsilon_r = 52.791$; $\rho = 1000$ kg/m³;
Phantom section: Flat Section

DASY5 Configuration:

- Probe: EX3DV4 - SN7441; ConvF(8.04, 8.04, 8.04); Calibrated: 2017/11/2;
- Sensor-Surface: 1.4mm (Mechanical Surface Detection)
- Electronics: DAE3 Sn471; Calibrated: 2017/10/23
- Phantom: SAM (30deg probe tilt) with CRP v5.0_20150321; Type: QD000P40CD; Serial: TP:1874
- Measurement SW: DASY52, Version 52.8 (8);

Area Scan (41x111x1): Interpolated grid: dx=1.500 mm, dy=1.500 mm

Maximum value of SAR (interpolated) = 0.238 W/kg

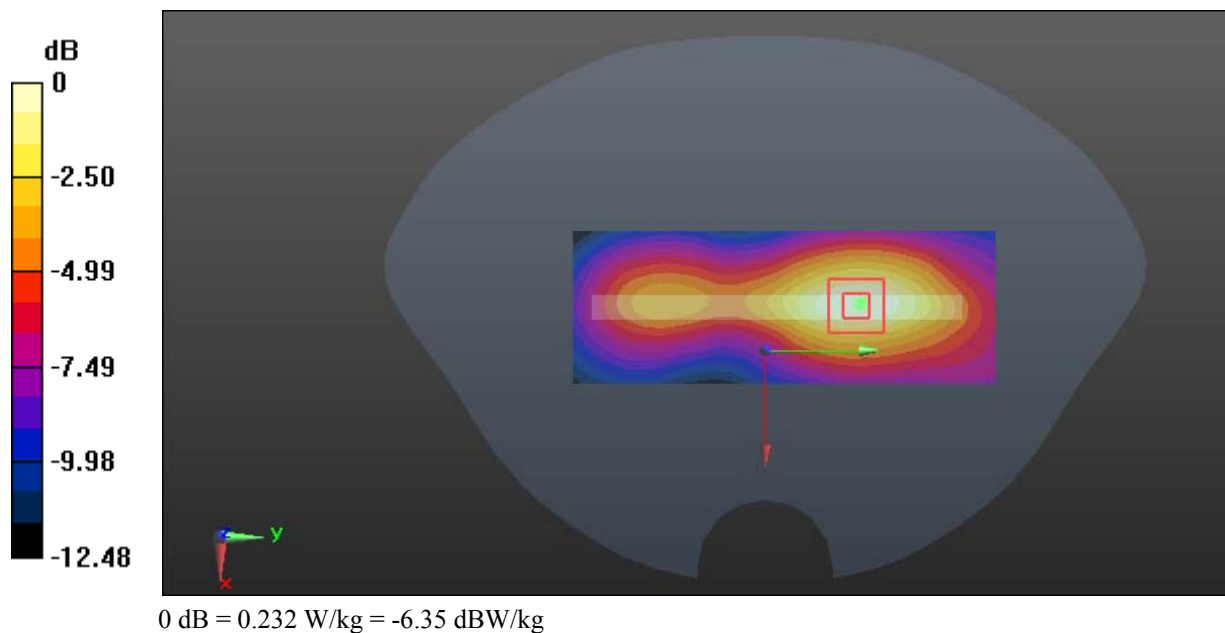
Zoom Scan (5x5x7)/Cube 0: Measurement grid: dx=8mm, dy=8mm, dz=5mm

Reference Value = 8.601 V/m; Power Drift = -0.08 dB

Peak SAR (extrapolated) = 0.327 W/kg

SAR(1 g) = 0.211 W/kg; SAR(10 g) = 0.131 W/kg

Maximum value of SAR (measured) = 0.232 W/kg



Test Plot 69#: LTE Band 4_Body Left_Middle_50%RB**DUT: Mobile Phone; Type: M50L; Serial: 18092900320**

Communication System: Generic FDD-LTE; Frequency: 1732.5 MHz; Duty Cycle: 1:1
Medium parameters used: $f = 1732.5$ MHz; $\sigma = 1.524$ S/m; $\epsilon_r = 52.791$; $\rho = 1000$ kg/m³;
Phantom section: Flat Section

DASY5 Configuration:

- Probe: EX3DV4 - SN7441; ConvF(8.04, 8.04, 8.04); Calibrated: 2017/11/2;
- Sensor-Surface: 1.4mm (Mechanical Surface Detection)
- Electronics: DAE3 Sn471; Calibrated: 2017/10/23
- Phantom: SAM (30deg probe tilt) with CRP v5.0_20150321; Type: QD000P40CD; Serial: TP:1874
- Measurement SW: DASY52, Version 52.8 (8);

Area Scan (41x111x1): Interpolated grid: dx=1.500 mm, dy=1.500 mm

Maximum value of SAR (interpolated) = 0.196 W/kg

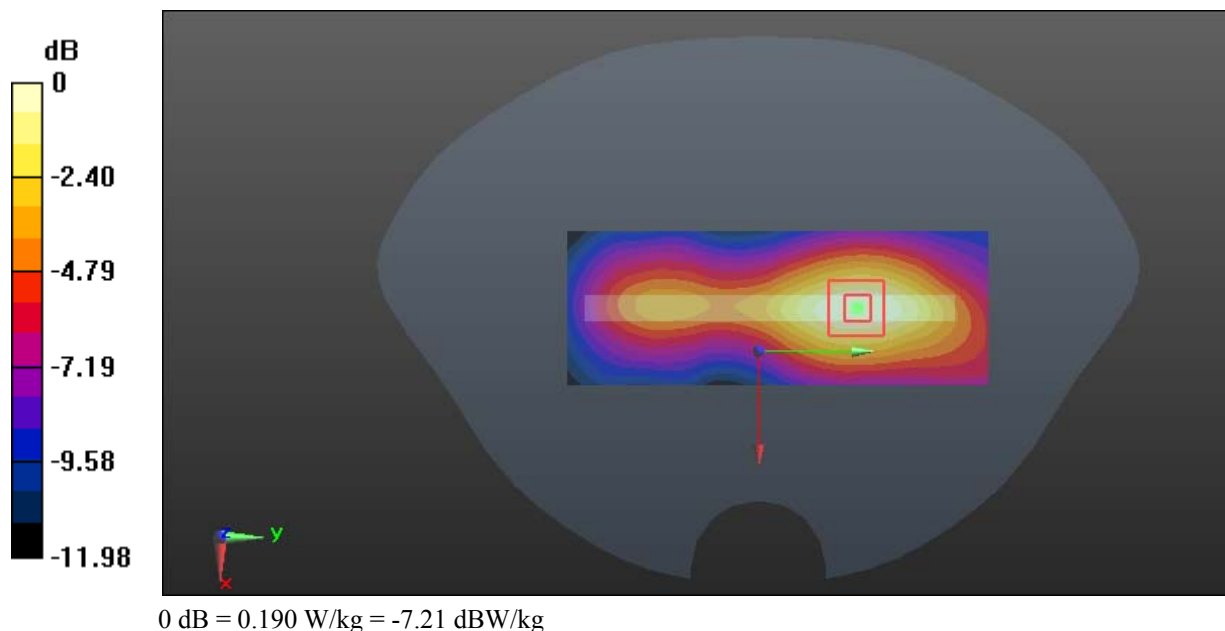
Zoom Scan (5x5x7)/Cube 0: Measurement grid: dx=8mm, dy=8mm, dz=5mm

Reference Value = 7.611 V/m; Power Drift = 0.14 dB

Peak SAR (extrapolated) = 0.251 W/kg

SAR(1 g) = 0.174 W/kg; SAR(10 g) = 0.108 W/kg

Maximum value of SAR (measured) = 0.190 W/kg



Test Plot 70#: LTE Band 4_Body Bottom_Low_1RB**DUT: Mobile Phone; Type: M50L; Serial: 18092900320**

Communication System: Generic FDD-LTE; Frequency: 1720 MHz; Duty Cycle: 1:1
Medium parameters used: $f = 1720$ MHz; $\sigma = 1.516$ S/m; $\epsilon_r = 52.807$; $\rho = 1000$ kg/m³ ;
Phantom section: Flat Section

DASY5 Configuration:

- Probe: EX3DV4 - SN7441; ConvF(8.04, 8.04, 8.04); Calibrated: 2017/11/2;
- Sensor-Surface: 1.4mm (Mechanical Surface Detection)
- Electronics: DAE3 Sn471; Calibrated: 2017/10/23
- Phantom: SAM (30deg probe tilt) with CRP v5.0_20150321; Type: QD000P40CD; Serial: TP:1874
- Measurement SW: DASY52, Version 52.8 (8);

Area Scan (41x71x1): Interpolated grid: dx=1.500 mm, dy=1.500 mm

Maximum value of SAR (interpolated) = 0.962 W/kg

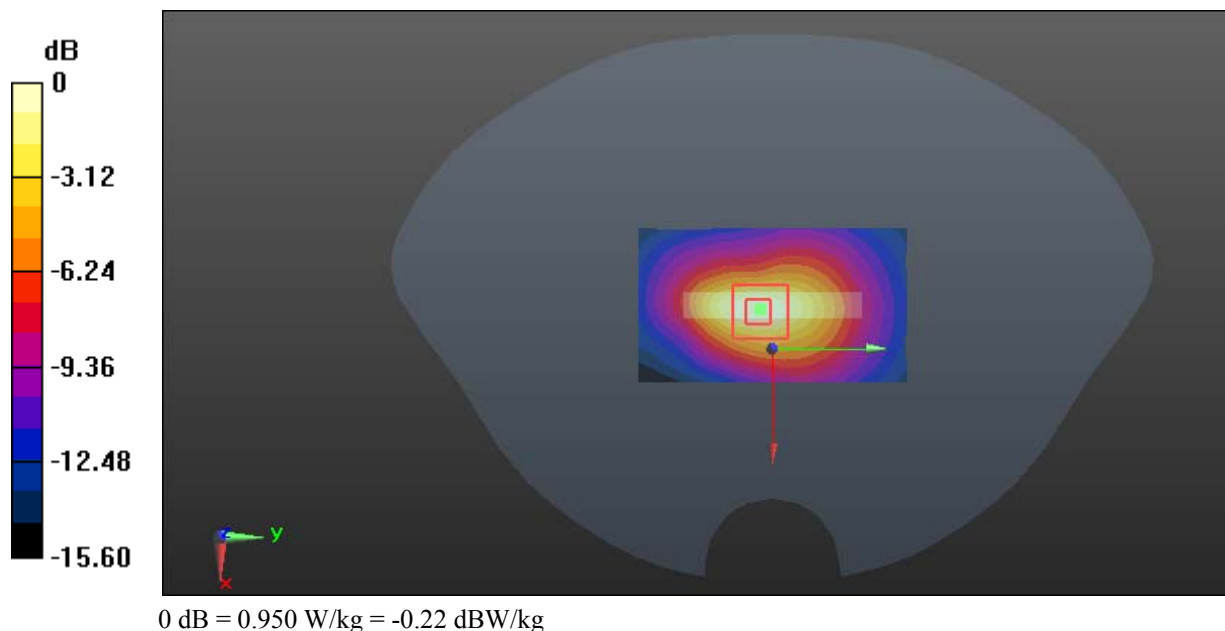
Zoom Scan (5x5x7)/Cube 0: Measurement grid: dx=8mm, dy=8mm, dz=5mm

Reference Value = 24.67 V/m; Power Drift = -0.06 dB

Peak SAR (extrapolated) = 1.43 W/kg

SAR(1 g) = 0.841 W/kg; SAR(10 g) = 0.460 W/kg

Maximum value of SAR (measured) = 0.950 W/kg



Test Plot 71#: LTE Band 4_Body Bottom_Middle_1RB**DUT: Mobile Phone; Type: M50L; Serial: 18092900320**

Communication System: Generic FDD-LTE; Frequency: 1732.5 MHz; Duty Cycle: 1:1
Medium parameters used: $f = 1732.5$ MHz; $\sigma = 1.524$ S/m; $\epsilon_r = 52.791$; $\rho = 1000$ kg/m³;
Phantom section: Flat Section

DASY5 Configuration:

- Probe: EX3DV4 - SN7441; ConvF(8.04, 8.04, 8.04); Calibrated: 2017/11/2;
- Sensor-Surface: 1.4mm (Mechanical Surface Detection)
- Electronics: DAE3 Sn471; Calibrated: 2017/10/23
- Phantom: SAM (30deg probe tilt) with CRP v5.0_20150321; Type: QD000P40CD; Serial: TP:1874
- Measurement SW: DASY52, Version 52.8 (8);

Area Scan (41x71x1): Interpolated grid: dx=1.500 mm, dy=1.500 mm

Maximum value of SAR (interpolated) = 0.966 W/kg

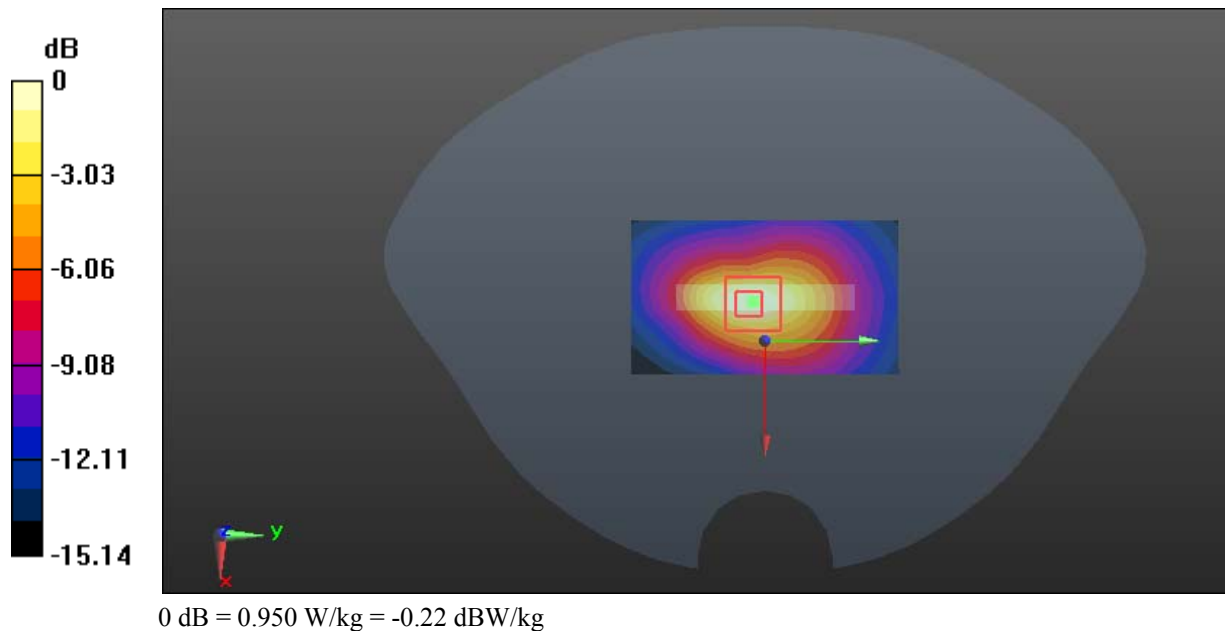
Zoom Scan (5x5x7)/Cube 0: Measurement grid: dx=8mm, dy=8mm, dz=5mm

Reference Value = 24.65 V/m; Power Drift = 0.02 dB

Peak SAR (extrapolated) = 1.39 W/kg

SAR(1 g) = 0.839 W/kg; SAR(10 g) = 0.459 W/kg

Maximum value of SAR (measured) = 0.950 W/kg



Test Plot 72#: LTE Band 4_Body Bottom_High_1RB**DUT: Mobile Phone; Type: M50L; Serial: 18092900320**

Communication System: Generic FDD-LTE; Frequency: 1745 MHz; Duty Cycle: 1:1
Medium parameters used: $f = 1745$ MHz; $\sigma = 1.539$ S/m; $\epsilon_r = 52.679$; $\rho = 1000$ kg/m³ ;
Phantom section: Flat Section

DASY5 Configuration:

- Probe: EX3DV4 - SN7441; ConvF(8.04, 8.04, 8.04); Calibrated: 2017/11/2;
- Sensor-Surface: 1.4mm (Mechanical Surface Detection)
- Electronics: DAE3 Sn471; Calibrated: 2017/10/23
- Phantom: SAM (30deg probe tilt) with CRP v5.0_20150321; Type: QD000P40CD; Serial: TP:1874
- Measurement SW: DASY52, Version 52.8 (8);

Area Scan (41x71x1): Interpolated grid: dx=1.500 mm, dy=1.500 mm

Maximum value of SAR (interpolated) = 0.969 W/kg

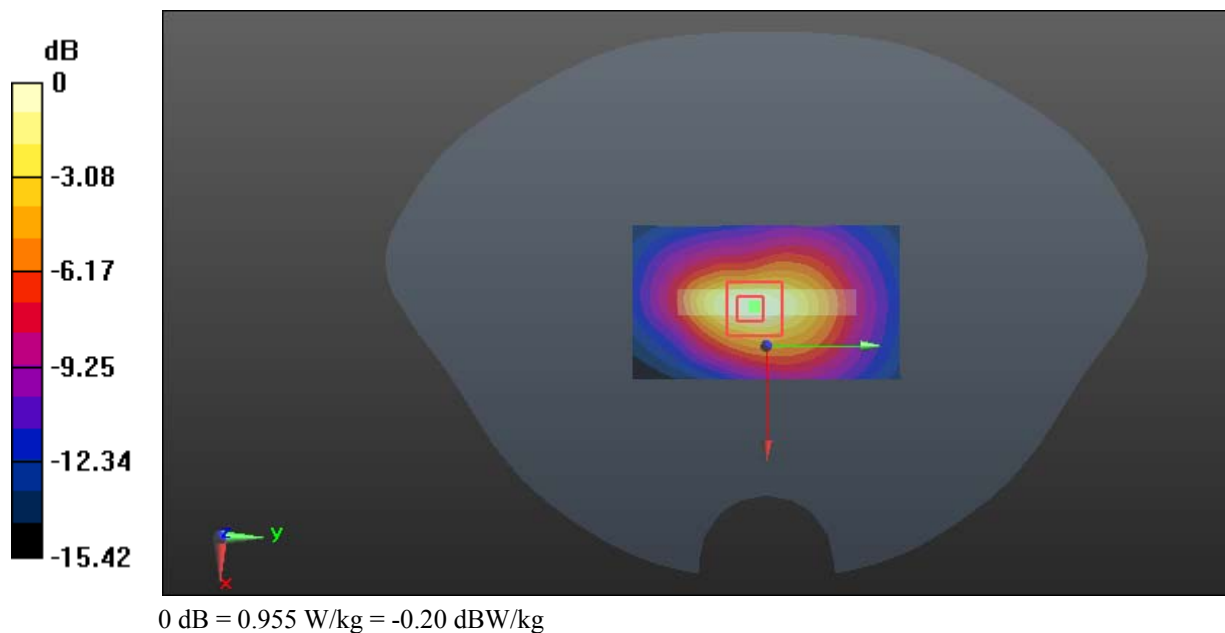
Zoom Scan (5x5x7)/Cube 0: Measurement grid: dx=8mm, dy=8mm, dz=5mm

Reference Value = 24.68 V/m; Power Drift = -0.02 dB

Peak SAR (extrapolated) = 1.45 W/kg

SAR(1 g) = 0.848 W/kg; SAR(10 g) = 0.464 W/kg

Maximum value of SAR (measured) = 0.955 W/kg



Test Plot 73#: LTE Band 4_Body Bottom_Middle_50%RB**DUT: Mobile Phone; Type: M50L; Serial: 18092900320**

Communication System: Generic FDD-LTE; Frequency: 1732.5 MHz; Duty Cycle: 1:1
Medium parameters used: $f = 1732.5$ MHz; $\sigma = 1.524$ S/m; $\epsilon_r = 52.791$; $\rho = 1000$ kg/m³;
Phantom section: Flat Section

DASY5 Configuration:

- Probe: EX3DV4 - SN7441; ConvF(8.04, 8.04, 8.04); Calibrated: 2017/11/2;
- Sensor-Surface: 1.4mm (Mechanical Surface Detection)
- Electronics: DAE3 Sn471; Calibrated: 2017/10/23
- Phantom: SAM (30deg probe tilt) with CRP v5.0_20150321; Type: QD000P40CD; Serial: TP:1874
- Measurement SW: DASY52, Version 52.8 (8);

Area Scan (41x71x1): Interpolated grid: dx=1.500 mm, dy=1.500 mm

Maximum value of SAR (interpolated) = 0.771 W/kg

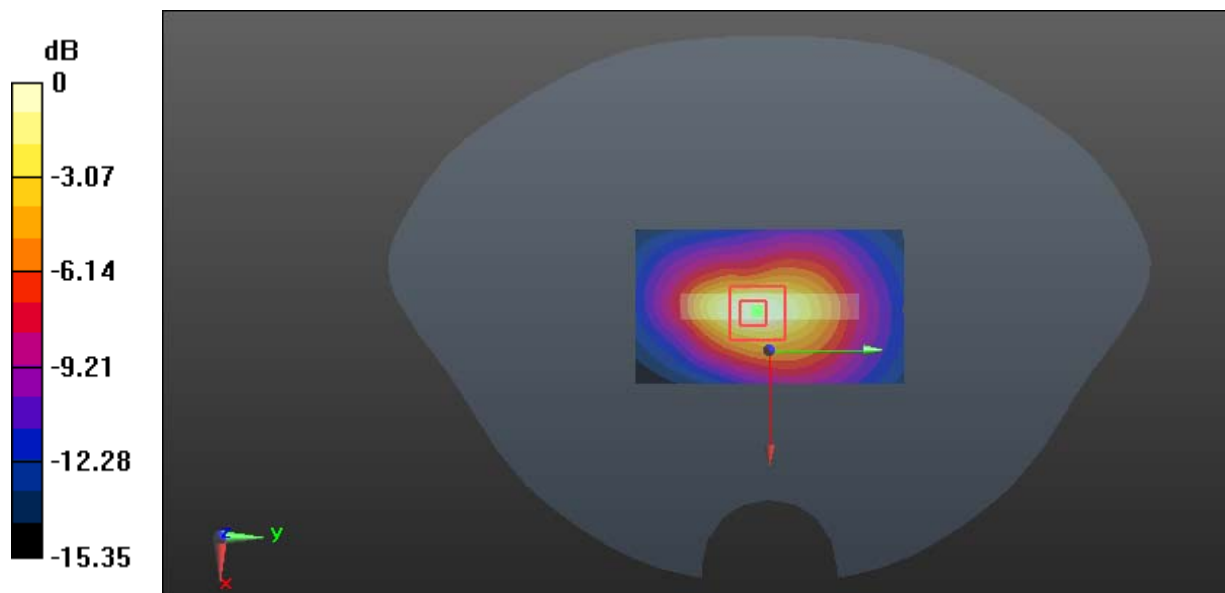
Zoom Scan (5x5x7)/Cube 0: Measurement grid: dx=8mm, dy=8mm, dz=5mm

Reference Value = 21.99 V/m; Power Drift = -0.03 dB

Peak SAR (extrapolated) = 1.15 W/kg

SAR(1 g) = 0.670 W/kg; SAR(10 g) = 0.366 W/kg

Maximum value of SAR (measured) = 0.756 W/kg



Test Plot 74#: LTE Band 5_Head Left Cheek_Middle_1RB**DUT: Mobile Phone; Type: M50L; Serial: 18092900320**

Communication System: Generic FDD-LTE; Frequency: 836.5 MHz; Duty Cycle: 1:1
Medium parameters used: $f = 836.5$ MHz; $\sigma = 0.874$ S/m; $\epsilon_r = 42.311$; $\rho = 1000$ kg/m³ ;
Phantom section: Left Section

DASY5 Configuration:

- Probe: EX3DV4 - SN7441; ConvF(9.98, 9.98, 9.98); Calibrated: 2017/11/2;
- Sensor-Surface: 1.4mm (Mechanical Surface Detection)
- Electronics: DAE3 Sn471; Calibrated: 2017/10/23
- Phantom: SAM (30deg probe tilt) with CRP v5.0_20150321; Type: QD000P40CD; Serial: TP:1874
- Measurement SW: DASY52, Version 52.8 (8);

Area Scan (111x61x1): Interpolated grid: dx=1.500 mm, dy=1.500 mm

Maximum value of SAR (interpolated) = 0.202 W/kg


Zoom Scan (5x5x7)/Cube 0: Measurement grid: dx=8mm, dy=8mm, dz=5mm

Reference Value = 5.206 V/m; Power Drift = 0.12 dB

Peak SAR (extrapolated) = 0.222 W/kg

SAR(1 g) = 0.175 W/kg; SAR(10 g) = 0.137 W/kg

Maximum value of SAR (measured) = 0.205 W/kg



Test Plot 75#: LTE Band 5_Head Left Cheek_Middle_50%RB**DUT: Mobile Phone; Type: M50L; Serial: 18092900320**

Communication System: Generic FDD-LTE; Frequency: 836.5 MHz; Duty Cycle: 1:1
Medium parameters used: $f = 836.5$ MHz; $\sigma = 0.874$ S/m; $\epsilon_r = 42.311$; $\rho = 1000$ kg/m³ ;
Phantom section: Left Section

DASY5 Configuration:

- Probe: EX3DV4 - SN7441; ConvF(9.98, 9.98, 9.98); Calibrated: 2017/11/2;
- Sensor-Surface: 1.4mm (Mechanical Surface Detection)
- Electronics: DAE3 Sn471; Calibrated: 2017/10/23
- Phantom: SAM (30deg probe tilt) with CRP v5.0_20150321; Type: QD000P40CD; Serial: TP:1874
- Measurement SW: DASY52, Version 52.8 (8);

Area Scan (111x61x1): Interpolated grid: dx=1.500 mm, dy=1.500 mm

Maximum value of SAR (interpolated) = 0.144 W/kg

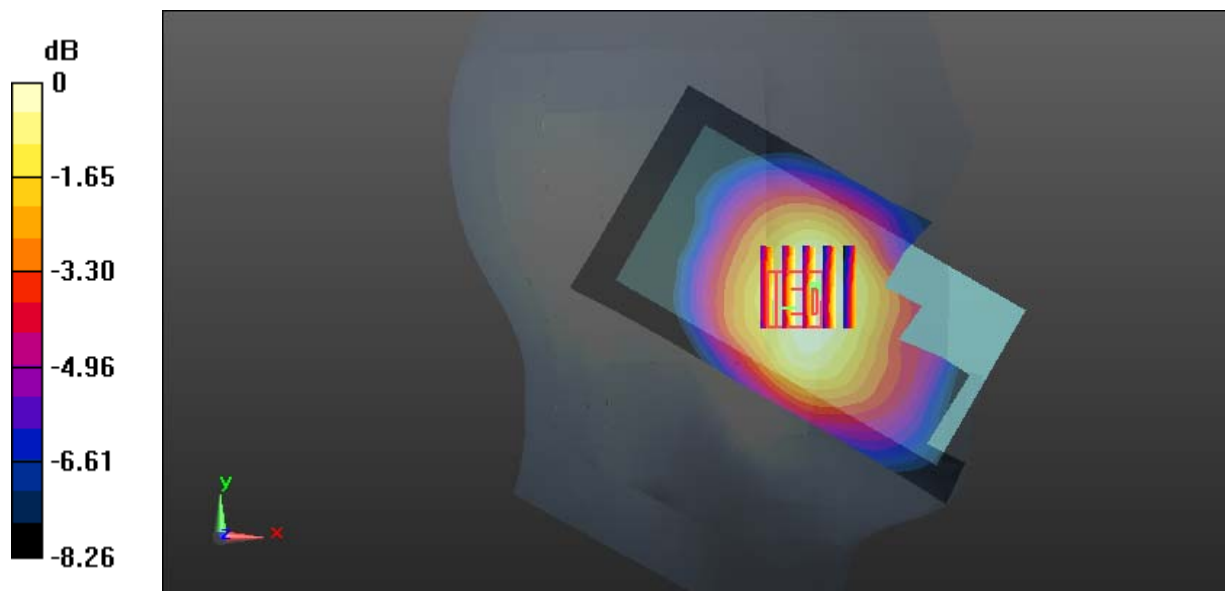
Zoom Scan (5x5x7)/Cube 0: Measurement grid: dx=8mm, dy=8mm, dz=5mm

Reference Value = 4.123 V/m; Power Drift = 0.11 dB

Peak SAR (extrapolated) = 0.160 W/kg

SAR(1 g) = 0.127 W/kg; SAR(10 g) = 0.100 W/kg

Maximum value of SAR (measured) = 0.147 W/kg



Test Plot 76#: LTE Band 5_Head Left Tilt_Middle_1RB

DUT: Mobile Phone; Type: M50L; Serial: 18092900320

Communication System: Generic FDD-LTE; Frequency: 836.5 MHz; Duty Cycle: 1:1
 Medium parameters used: $f = 836.5 \text{ MHz}$; $\sigma = 0.874 \text{ S/m}$; $\epsilon_r = 42.311$; $\rho = 1000 \text{ kg/m}^3$;
 Phantom section: Left Section

DASY5 Configuration:

- Probe: EX3DV4 - SN7441; ConvF(9.98, 9.98, 9.98); Calibrated: 2017/11/2;
- Sensor-Surface: 1.4mm (Mechanical Surface Detection)
- Electronics: DAE3 Sn471; Calibrated: 2017/10/23
- Phantom: SAM (30deg probe tilt) with CRP v5.0_20150321; Type: QD000P40CD; Serial: TP:1874
- Measurement SW: DASY52, Version 52.8 (8);

Area Scan (111x61x1): Interpolated grid: $dx=1.500 \text{ mm}$, $dy=1.500 \text{ mm}$

Maximum value of SAR (interpolated) = 0.126 W/kg


Zoom Scan (5x5x7)/Cube 0: Measurement grid: $dx=8\text{mm}$, $dy=8\text{mm}$, $dz=5\text{mm}$

Reference Value = 8.387 V/m; Power Drift = -0.13 dB

Peak SAR (extrapolated) = 0.138 W/kg

SAR(1 g) = 0.110 W/kg; SAR(10 g) = 0.086 W/kg

Maximum value of SAR (measured) = 0.128 W/kg



0 dB = 0.128 W/kg = -8.93 dBW/kg

Test Plot 77#: LTE Band 5_Head Left Tilt_Middle_50%RB

DUT: Mobile Phone; Type: M50L; Serial: 18092900320

Communication System: Generic FDD-LTE; Frequency: 836.5 MHz; Duty Cycle: 1:1
 Medium parameters used: $f = 836.5 \text{ MHz}$; $\sigma = 0.874 \text{ S/m}$; $\epsilon_r = 42.311$; $\rho = 1000 \text{ kg/m}^3$;
 Phantom section: Left Section

DASY5 Configuration:

- Probe: EX3DV4 - SN7441; ConvF(9.98, 9.98, 9.98); Calibrated: 2017/11/2;
- Sensor-Surface: 1.4mm (Mechanical Surface Detection)
- Electronics: DAE3 Sn471; Calibrated: 2017/10/23
- Phantom: SAM (30deg probe tilt) with CRP v5.0_20150321; Type: QD000P40CD; Serial: TP:1874
- Measurement SW: DASY52, Version 52.8 (8);

Area Scan (111x61x1): Interpolated grid: $dx=1.500 \text{ mm}$, $dy=1.500 \text{ mm}$

Maximum value of SAR (interpolated) = 0.0943 W/kg


Zoom Scan (5x5x7)/Cube 0: Measurement grid: $dx=8\text{mm}$, $dy=8\text{mm}$, $dz=5\text{mm}$

Reference Value = 6.708 V/m; Power Drift = -0.04 dB

Peak SAR (extrapolated) = 0.102 W/kg

SAR(1 g) = 0.082 W/kg; SAR(10 g) = 0.065 W/kg

Maximum value of SAR (measured) = 0.0944 W/kg



0 dB = 0.0944 W/kg = -10.25 dBW/kg

Test Plot 78#: LTE Band 5_Head Right Cheek_Middle_1RB**DUT: Mobile Phone; Type: M50L; Serial: 18092900320**

Communication System: Generic FDD-LTE; Frequency: 836.5 MHz; Duty Cycle: 1:1
Medium parameters used: $f = 836.5$ MHz; $\sigma = 0.874$ S/m; $\epsilon_r = 42.311$; $\rho = 1000$ kg/m³ ;
Phantom section: Right Section

DASY5 Configuration:

- Probe: EX3DV4 - SN7441; ConvF(9.98, 9.98, 9.98); Calibrated: 2017/11/2;
- Sensor-Surface: 1.4mm (Mechanical Surface Detection)
- Electronics: DAE3 Sn471; Calibrated: 2017/10/23
- Phantom: SAM (30deg probe tilt) with CRP v5.0_20150321; Type: QD000P40CD; Serial: TP:1874
- Measurement SW: DASY52, Version 52.8 (8);

Area Scan (111x61x1): Interpolated grid: dx=1.500 mm, dy=1.500 mm

Maximum value of SAR (interpolated) = 0.196 W/kg


Zoom Scan (5x6x7)/Cube 0: Measurement grid: dx=8mm, dy=8mm, dz=5mm

Reference Value = 5.833 V/m; Power Drift = -0.14 dB

Peak SAR (extrapolated) = 0.195 W/kg

SAR(1 g) = 0.153 W/kg; SAR(10 g) = 0.118 W/kg

Maximum value of SAR (measured) = 0.180 W/kg



0 dB = 0.180 W/kg = -7.45 dBW/kg

Test Plot 79#: LTE Band 5_Head Right Cheek_Middle_50%RB**DUT: Mobile Phone; Type: M50L; Serial: 18092900320**

Communication System: Generic FDD-LTE; Frequency: 836.5 MHz; Duty Cycle: 1:1
Medium parameters used: $f = 836.5$ MHz; $\sigma = 0.874$ S/m; $\epsilon_r = 42.311$; $\rho = 1000$ kg/m³ ;
Phantom section: Right Section

DASY5 Configuration:

- Probe: EX3DV4 - SN7441; ConvF(9.98, 9.98, 9.98); Calibrated: 2017/11/2;
- Sensor-Surface: 1.4mm (Mechanical Surface Detection)
- Electronics: DAE3 Sn471; Calibrated: 2017/10/23
- Phantom: SAM (30deg probe tilt) with CRP v5.0_20150321; Type: QD000P40CD; Serial: TP:1874
- Measurement SW: DASY52, Version 52.8 (8);

Area Scan (111x61x1): Interpolated grid: dx=1.500 mm, dy=1.500 mm

Maximum value of SAR (interpolated) = 0.135 W/kg


Zoom Scan (5x6x7)/Cube 0: Measurement grid: dx=8mm, dy=8mm, dz=5mm

Reference Value = 4.100 V/m; Power Drift = -0.17 dB

Peak SAR (extrapolated) = 0.142 W/kg

SAR(1 g) = 0.111 W/kg; SAR(10 g) = 0.086 W/kg

Maximum value of SAR (measured) = 0.130 W/kg



Test Plot 80#: LTE Band 5_Head Right Tilt_Middle_1RB**DUT: Mobile Phone; Type: M50L; Serial: 18092900320**

Communication System: Generic FDD-LTE; Frequency: 836.5 MHz; Duty Cycle: 1:1
Medium parameters used: $f = 836.5$ MHz; $\sigma = 0.874$ S/m; $\epsilon_r = 42.311$; $\rho = 1000$ kg/m³ ;
Phantom section: Right Section

DASY5 Configuration:

- Probe: EX3DV4 - SN7441; ConvF(9.98, 9.98, 9.98); Calibrated: 2017/11/2;
- Sensor-Surface: 1.4mm (Mechanical Surface Detection)
- Electronics: DAE3 Sn471; Calibrated: 2017/10/23
- Phantom: SAM (30deg probe tilt) with CRP v5.0_20150321; Type: QD000P40CD; Serial: TP:1874
- Measurement SW: DASY52, Version 52.8 (8);

Area Scan (111x61x1): Interpolated grid: dx=1.500 mm, dy=1.500 mm

Maximum value of SAR (interpolated) = 0.0998 W/kg

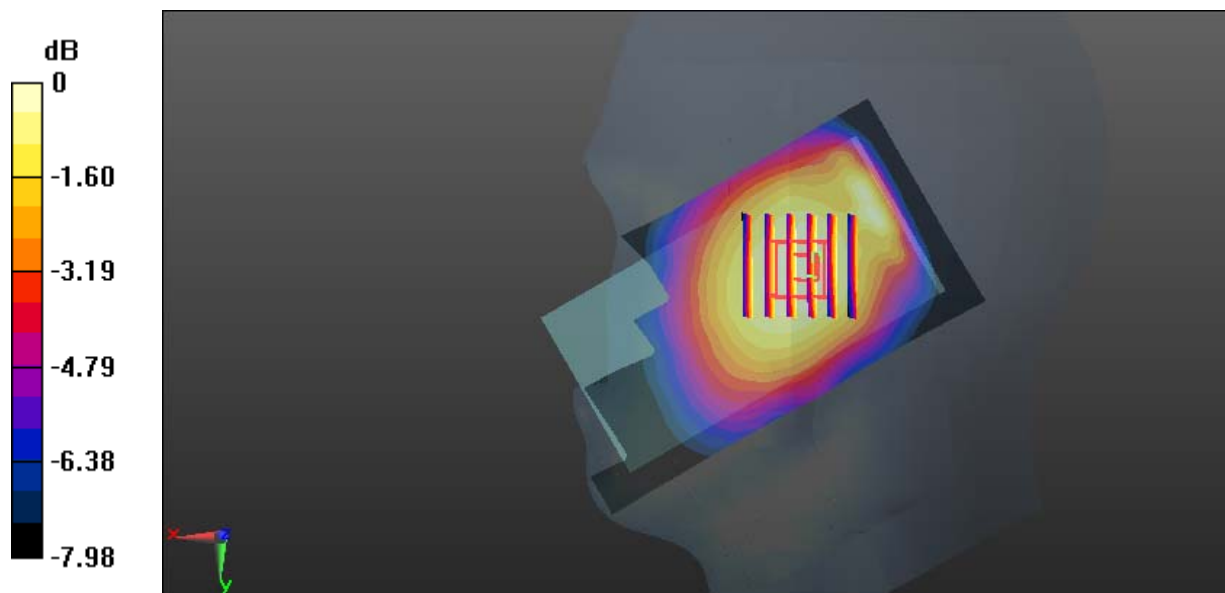
Zoom Scan (6x6x7)/Cube 0: Measurement grid: dx=8mm, dy=8mm, dz=5mm

Reference Value = 7.699 V/m; Power Drift = -0.18 dB

Peak SAR (extrapolated) = 0.109 W/kg

SAR(1 g) = 0.085 W/kg; SAR(10 g) = 0.067 W/kg

Maximum value of SAR (measured) = 0.100 W/kg



Test Plot 81#: LTE Band 5_Head Right Tilt_Middle_50%RB**DUT: Mobile Phone; Type: M50L; Serial: 18092900320**

Communication System: Generic FDD-LTE; Frequency: 836.5 MHz; Duty Cycle: 1:1
Medium parameters used: $f = 836.5$ MHz; $\sigma = 0.874$ S/m; $\epsilon_r = 42.311$; $\rho = 1000$ kg/m³ ;
Phantom section: Right Section

DASY5 Configuration:

- Probe: EX3DV4 - SN7441; ConvF(9.98, 9.98, 9.98); Calibrated: 2017/11/2;
- Sensor-Surface: 1.4mm (Mechanical Surface Detection)
- Electronics: DAE3 Sn471; Calibrated: 2017/10/23
- Phantom: SAM (30deg probe tilt) with CRP v5.0_20150321; Type: QD000P40CD; Serial: TP:1874
- Measurement SW: DASY52, Version 52.8 (8);

Area Scan (111x61x1): Interpolated grid: dx=1.500 mm, dy=1.500 mm

Maximum value of SAR (interpolated) = 0.0752 W/kg

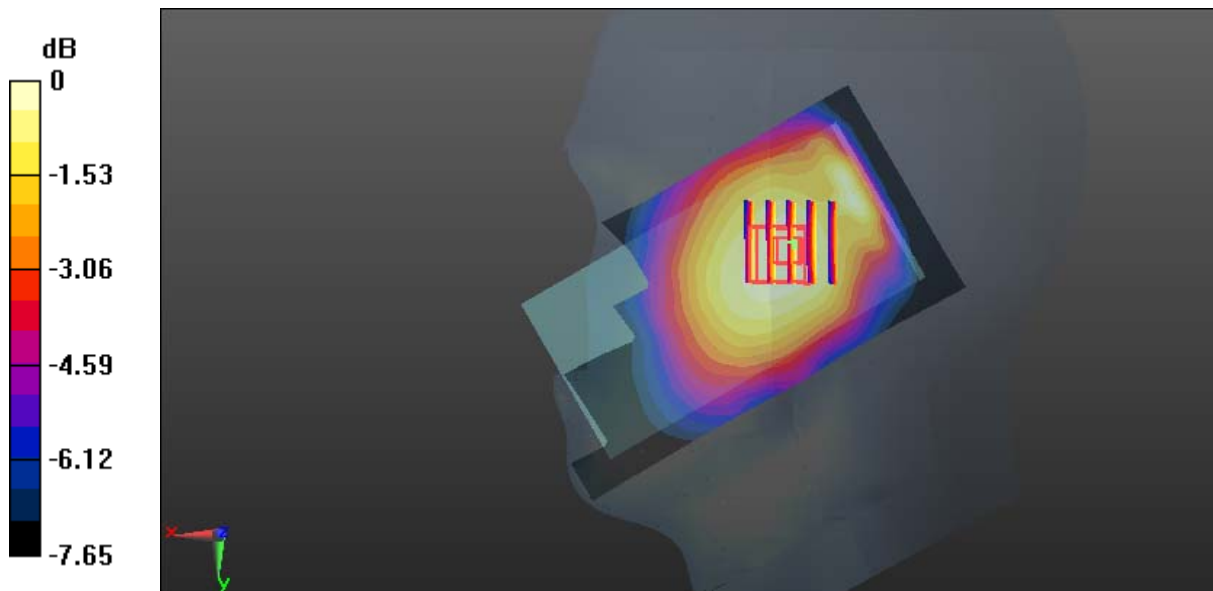
Zoom Scan (5x5x7)/Cube 0: Measurement grid: dx=8mm, dy=8mm, dz=5mm

Reference Value = 6.587 V/m; Power Drift = 0.01 dB

Peak SAR (extrapolated) = 0.0820 W/kg

SAR(1 g) = 0.064 W/kg; SAR(10 g) = 0.051 W/kg

Maximum value of SAR (measured) = 0.0755 W/kg



0 dB = 0.0755 W/kg = -11.22 dBW/kg

Test Plot 82#: LTE Band 5_Body Back_Middle_1RB**DUT: Mobile Phone; Type: M50L; Serial: 18092900320**

Communication System: Generic FDD-LTE; Frequency: 836.5 MHz; Duty Cycle: 1:1
Medium parameters used: $f = 836.5$ MHz; $\sigma = 0.955$ S/m; $\epsilon_r = 57.265$; $\rho = 1000$ kg/m³ ;
Phantom section: Flat Section

DASY5 Configuration:

- Probe: EX3DV4 - SN7441; ConvF(9.95, 9.95, 9.95); Calibrated: 2017/11/2;
- Sensor-Surface: 1.4mm (Mechanical Surface Detection)
- Electronics: DAE3 Sn471; Calibrated: 2017/10/23
- Phantom: SAM (30deg probe tilt) with CRP v5.0_20150321; Type: QD000P40CD; Serial: TP:1874
- Measurement SW: DASY52, Version 52.8 (8);

Area Scan (61x111x1): Interpolated grid: dx=1.500 mm, dy=1.500 mm

Maximum value of SAR (interpolated) = 0.317 W/kg

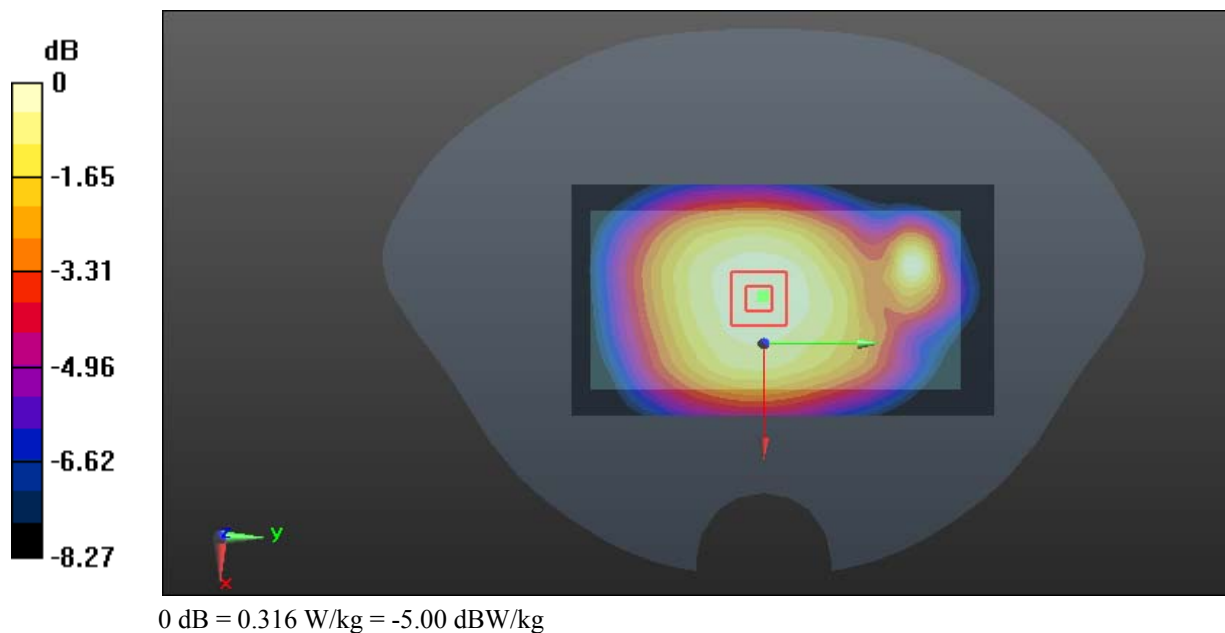
Zoom Scan (5x5x7)/Cube 0: Measurement grid: dx=8mm, dy=8mm, dz=5mm

Reference Value = 18.61 V/m; Power Drift = -0.18 dB

Peak SAR (extrapolated) = 0.347 W/kg

SAR(1 g) = 0.261 W/kg; SAR(10 g) = 0.199 W/kg

Maximum value of SAR (measured) = 0.316 W/kg



Test Plot 83#: LTE Band 5_Body Back_Middle_50%RB

DUT: Mobile Phone; Type: M50L; Serial: 18092900320

Communication System: Generic FDD-LTE; Frequency: 836.5 MHz; Duty Cycle: 1:1
 Medium parameters used: $f = 836.5 \text{ MHz}$; $\sigma = 0.955 \text{ S/m}$; $\epsilon_r = 57.265$; $\rho = 1000 \text{ kg/m}^3$;
 Phantom section: Flat Section

DASY5 Configuration:

- Probe: EX3DV4 - SN7441; ConvF(9.95, 9.95, 9.95); Calibrated: 2017/11/2;
- Sensor-Surface: 1.4mm (Mechanical Surface Detection)
- Electronics: DAE3 Sn471; Calibrated: 2017/10/23
- Phantom: SAM (30deg probe tilt) with CRP v5.0_20150321; Type: QD000P40CD; Serial: TP:1874
- Measurement SW: DASY52, Version 52.8 (8);

Area Scan (61x111x1): Interpolated grid: $dx=1.500 \text{ mm}$, $dy=1.500 \text{ mm}$

Maximum value of SAR (interpolated) = 0.246 W/kg

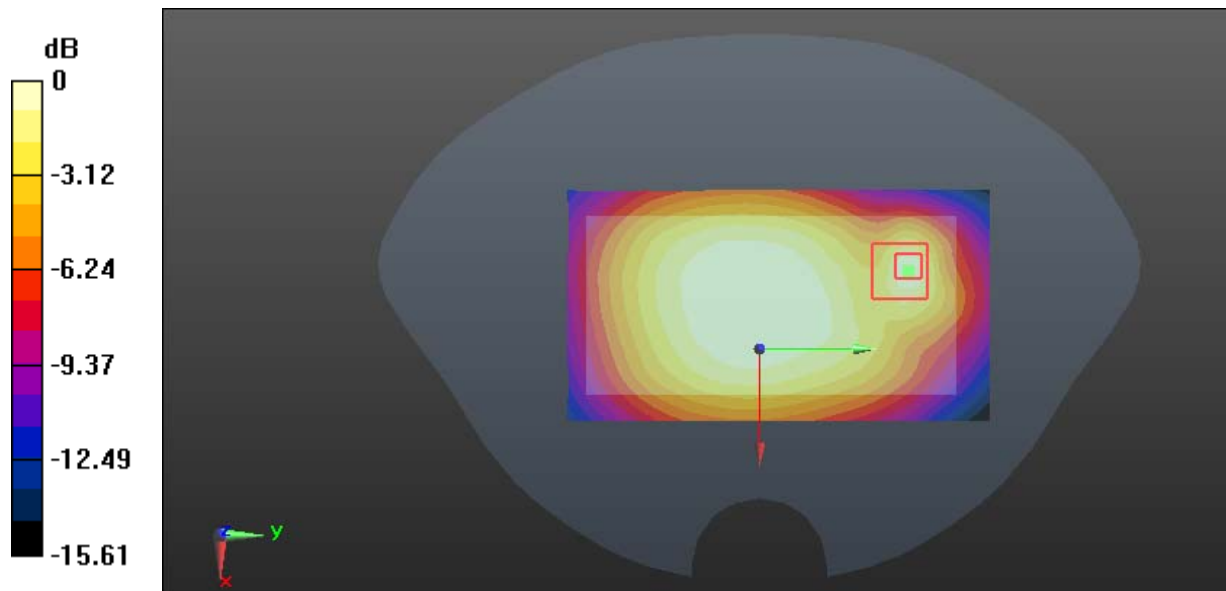
Zoom Scan (5x5x7)/Cube 0: Measurement grid: $dx=8\text{mm}$, $dy=8\text{mm}$, $dz=5\text{mm}$

Reference Value = 14.72 V/m; Power Drift = -0.04 dB

Peak SAR (extrapolated) = 0.284 W/kg

SAR(1 g) = 0.146 W/kg; SAR(10 g) = 0.080 W/kg

Maximum value of SAR (measured) = 0.234 W/kg



0 dB = 0.234 W/kg = -6.31 dBW/kg

Test Plot 84#: LTE Band 5_Body Left_Middle_1RB**DUT: Mobile Phone; Type: M50L; Serial: 18092900320**

Communication System: Generic FDD-LTE; Frequency: 836.5 MHz; Duty Cycle: 1:1
Medium parameters used: $f = 836.5$ MHz; $\sigma = 0.955$ S/m; $\epsilon_r = 57.265$; $\rho = 1000$ kg/m³ ;
Phantom section: Flat Section

DASY5 Configuration:

- Probe: EX3DV4 - SN7441; ConvF(9.95, 9.95, 9.95); Calibrated: 2017/11/2;
- Sensor-Surface: 1.4mm (Mechanical Surface Detection)
- Electronics: DAE3 Sn471; Calibrated: 2017/10/23
- Phantom: SAM (30deg probe tilt) with CRP v5.0_20150321; Type: QD000P40CD; Serial: TP:1874
- Measurement SW: DASY52, Version 52.8 (8);

Area Scan (41x111x1): Interpolated grid: dx=1.500 mm, dy=1.500 mm

Maximum value of SAR (interpolated) = 0.158 W/kg


Zoom Scan (5x5x7)/Cube 0: Measurement grid: dx=8mm, dy=8mm, dz=5mm

Reference Value = 11.09 V/m; Power Drift = -0.12 dB

Peak SAR (extrapolated) = 0.181 W/kg

SAR(1 g) = 0.122 W/kg; SAR(10 g) = 0.085 W/kg

Maximum value of SAR (measured) = 0.160 W/kg



Test Plot 85#: LTE Band 5_Body Left_Middle_50%RB**DUT: Mobile Phone; Type: M50L; Serial: 18092900320**

Communication System: Generic FDD-LTE; Frequency: 836.5 MHz; Duty Cycle: 1:1
Medium parameters used: $f = 836.5$ MHz; $\sigma = 0.955$ S/m; $\epsilon_r = 57.265$; $\rho = 1000$ kg/m³ ;
Phantom section: Flat Section

DASY5 Configuration:

- Probe: EX3DV4 - SN7441; ConvF(9.95, 9.95, 9.95); Calibrated: 2017/11/2;
- Sensor-Surface: 1.4mm (Mechanical Surface Detection)
- Electronics: DAE3 Sn471; Calibrated: 2017/10/23
- Phantom: SAM (30deg probe tilt) with CRP v5.0_20150321; Type: QD000P40CD; Serial: TP:1874
- Measurement SW: DASY52, Version 52.8 (8);

Area Scan (41x111x1): Interpolated grid: dx=1.500 mm, dy=1.500 mm

Maximum value of SAR (interpolated) = 0.124 W/kg

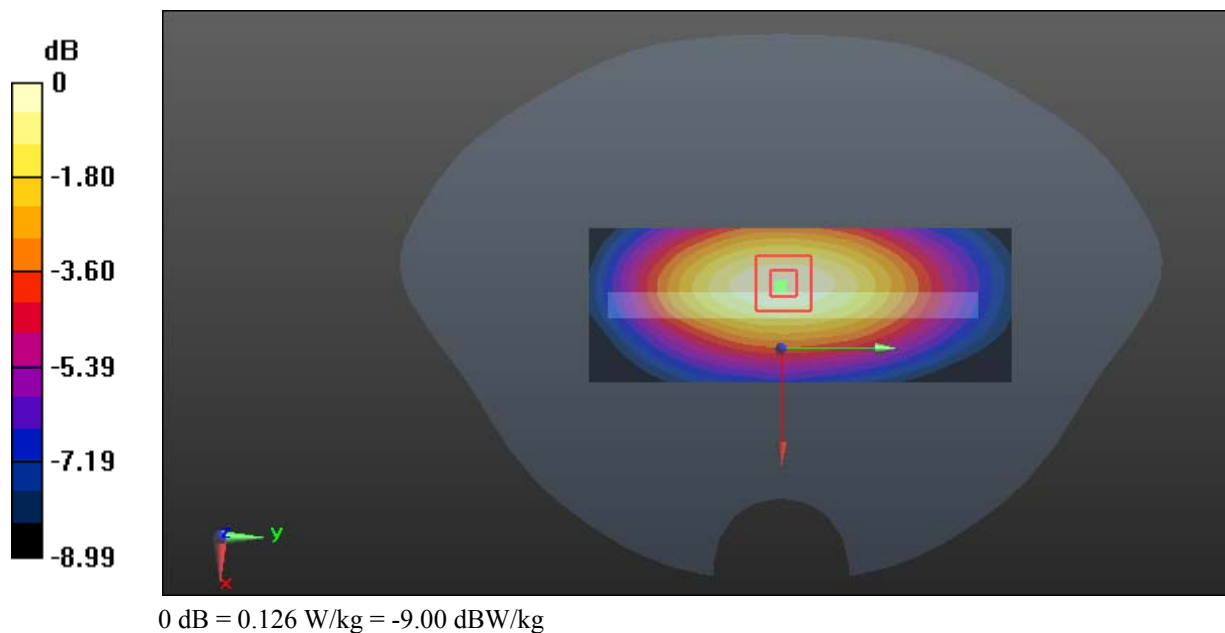
Zoom Scan (5x5x7)/Cube 0: Measurement grid: dx=8mm, dy=8mm, dz=5mm

Reference Value = 10.91 V/m; Power Drift = -0.02 dB

Peak SAR (extrapolated) = 0.142 W/kg

SAR(1 g) = 0.096 W/kg; SAR(10 g) = 0.067 W/kg

Maximum value of SAR (measured) = 0.126 W/kg



Test Plot 86#: LTE Band 5_Body Bottom_Middle_1RB**DUT: Mobile Phone; Type: M50L; Serial: 18092900320**

Communication System: Generic FDD-LTE; Frequency: 836.5 MHz; Duty Cycle: 1:1
Medium parameters used: $f = 836.5$ MHz; $\sigma = 0.955$ S/m; $\epsilon_r = 57.265$; $\rho = 1000$ kg/m³ ;
Phantom section: Flat Section

DASY5 Configuration:

- Probe: EX3DV4 - SN7441; ConvF(9.95, 9.95, 9.95); Calibrated: 2017/11/2;
- Sensor-Surface: 1.4mm (Mechanical Surface Detection)
- Electronics: DAE3 Sn471; Calibrated: 2017/10/23
- Phantom: SAM (30deg probe tilt) with CRP v5.0_20150321; Type: QD000P40CD; Serial: TP:1874
- Measurement SW: DASY52, Version 52.8 (8);

Area Scan (51x71x1): Interpolated grid: dx=1.500 mm, dy=1.500 mm

Maximum value of SAR (interpolated) = 0.121 W/kg

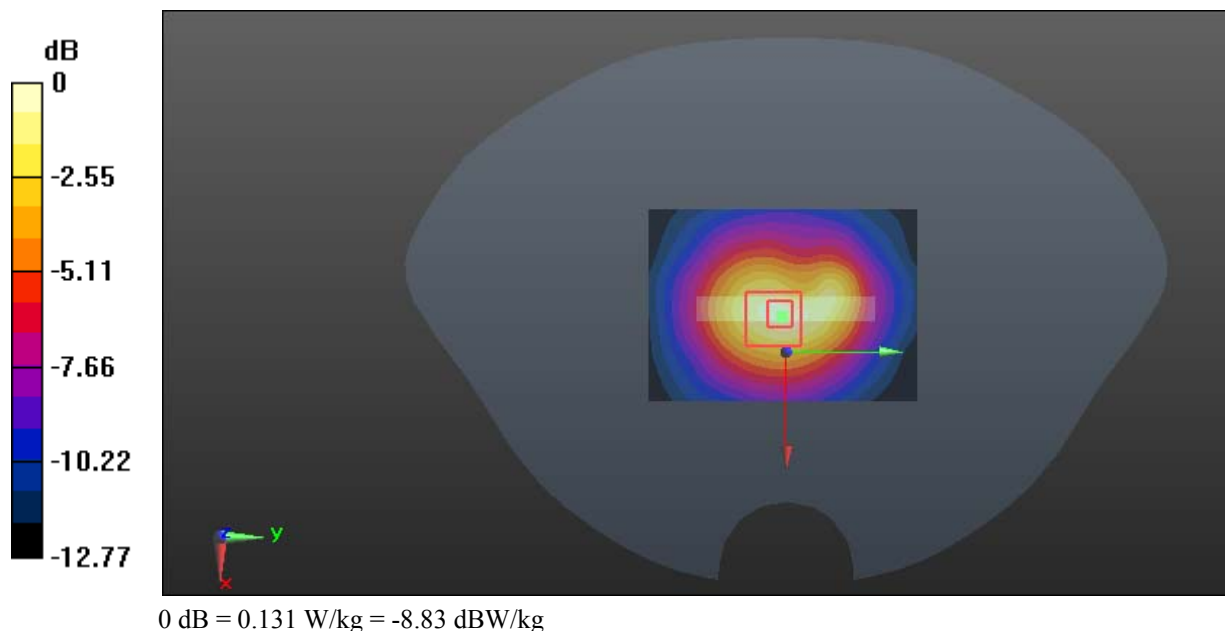
Zoom Scan (5x5x7)/Cube 0: Measurement grid: dx=8mm, dy=8mm, dz=5mm

Reference Value = 9.553 V/m; Power Drift = -0.12 dB

Peak SAR (extrapolated) = 0.171 W/kg

SAR(1 g) = 0.085 W/kg; SAR(10 g) = 0.050 W/kg

Maximum value of SAR (measured) = 0.131 W/kg



Test Plot 87#: LTE Band 5_Body Bottom_Middle_50%RB**DUT: Mobile Phone; Type: M50L; Serial: 18092900320**

Communication System: Generic FDD-LTE; Frequency: 836.5 MHz; Duty Cycle: 1:1
Medium parameters used: $f = 836.5$ MHz; $\sigma = 0.955$ S/m; $\epsilon_r = 57.265$; $\rho = 1000$ kg/m³ ;
Phantom section: Flat Section

DASY5 Configuration:

- Probe: EX3DV4 - SN7441; ConvF(9.95, 9.95, 9.95); Calibrated: 2017/11/2;
- Sensor-Surface: 1.4mm (Mechanical Surface Detection)
- Electronics: DAE3 Sn471; Calibrated: 2017/10/23
- Phantom: SAM (30deg probe tilt) with CRP v5.0_20150321; Type: QD000P40CD; Serial: TP:1874
- Measurement SW: DASY52, Version 52.8 (8);

Area Scan (51x71x1): Interpolated grid: dx=1.500 mm, dy=1.500 mm

Maximum value of SAR (interpolated) = 0.0956 W/kg

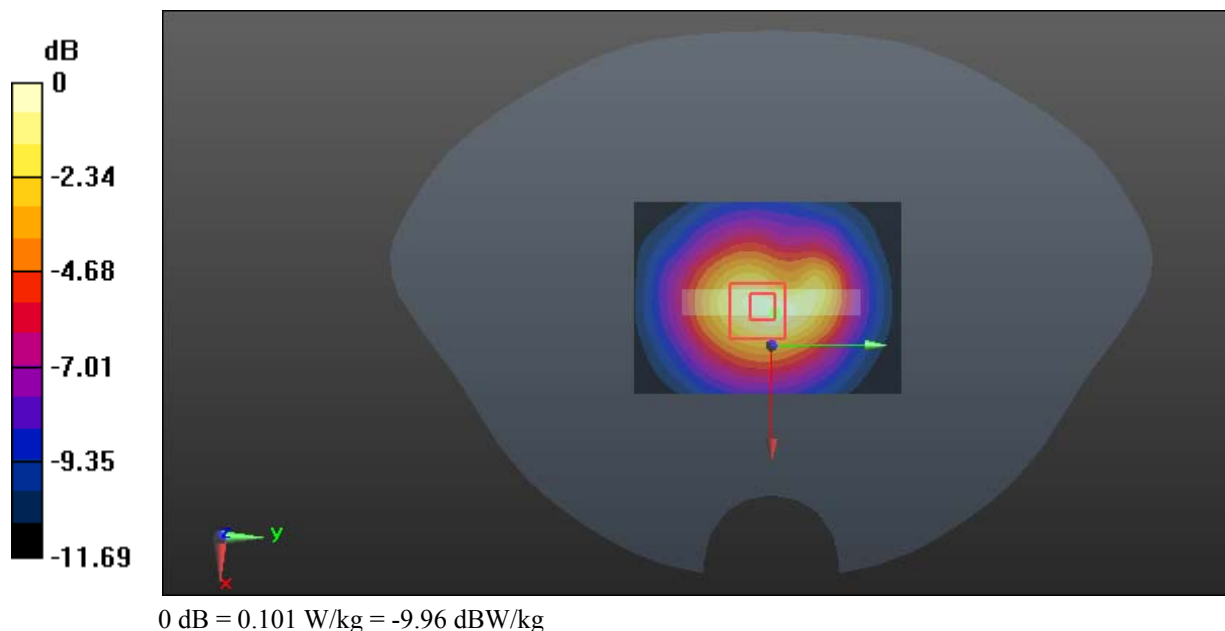
Zoom Scan (5x6x7)/Cube 0: Measurement grid: dx=8mm, dy=8mm, dz=5mm

Reference Value = 8.332 V/m; Power Drift = -0.16 dB

Peak SAR (extrapolated) = 0.138 W/kg

SAR(1 g) = 0.066 W/kg; SAR(10 g) = 0.040 W/kg

Maximum value of SAR (measured) = 0.101 W/kg



Test Plot 88#: LTE Band 7_Head Left Cheek_Middle_1RB

DUT: Mobile Phone; Type: M50L; Serial: 18092900320

Communication System: Generic FDD-LTE; Frequency: 2535 MHz; Duty Cycle: 1:1
 Medium parameters used: $f = 2535 \text{ MHz}$; $\sigma = 1.902 \text{ S/m}$; $\epsilon_r = 39.014$; $\rho = 1000 \text{ kg/m}^3$;
 Phantom section: Left Section

DASY5 Configuration:

- Probe: EX3DV4 - SN7441; ConvF(7.34, 7.34, 7.34); Calibrated: 2017/11/2;
- Sensor-Surface: 1.4mm (Mechanical Surface Detection)
- Electronics: DAE3 Sn471; Calibrated: 2017/10/23
- Phantom: SAM (30deg probe tilt) with CRP v5.0_20150321; Type: QD000P40CD; Serial: TP:1874
- Measurement SW: DASY52, Version 52.8 (8);

Area Scan (131x81x1): Interpolated grid: $dx=1.200 \text{ mm}$, $dy=1.200 \text{ mm}$

Maximum value of SAR (interpolated) = 0.156 W/kg


Zoom Scan (5x5x7)/Cube 0: Measurement grid: $dx=8\text{mm}$, $dy=8\text{mm}$, $dz=5\text{mm}$

Reference Value = 3.397 V/m; Power Drift = 0.04 dB

Peak SAR (extrapolated) = 0.177 W/kg

SAR(1 g) = 0.111 W/kg; SAR(10 g) = 0.069 W/kg

Maximum value of SAR (measured) = 0.150 W/kg



0 dB = 0.150 W/kg = -8.24 dBW/kg

Test Plot 89#: LTE Band 7_Head Left Cheek_Middle_50%RB**DUT: Mobile Phone; Type: M50L; Serial: 18092900320**

Communication System: Generic FDD-LTE; Frequency: 2535 MHz; Duty Cycle: 1:1
Medium parameters used: $f = 2535$ MHz; $\sigma = 1.902$ S/m; $\epsilon_r = 39.014$; $\rho = 1000$ kg/m³ ;
Phantom section: Left Section

DASY5 Configuration:

- Probe: EX3DV4 - SN7441; ConvF(7.34, 7.34, 7.34); Calibrated: 2017/11/2;
- Sensor-Surface: 1.4mm (Mechanical Surface Detection)
- Electronics: DAE3 Sn471; Calibrated: 2017/10/23
- Phantom: SAM (30deg probe tilt) with CRP v5.0_20150321; Type: QD000P40CD; Serial: TP:1874
- Measurement SW: DASY52, Version 52.8 (8);

Area Scan (131x81x1): Interpolated grid: dx=1.200 mm, dy=1.200 mm

Maximum value of SAR (interpolated) = 0.119 W/kg


Zoom Scan (5x5x7)/Cube 0: Measurement grid: dx=8mm, dy=8mm, dz=5mm

Reference Value = 3.234 V/m; Power Drift = 0.04 dB

Peak SAR (extrapolated) = 0.137 W/kg

SAR(1 g) = 0.086 W/kg; SAR(10 g) = 0.055 W/kg

Maximum value of SAR (measured) = 0.115 W/kg



0 dB = 0.115 W/kg = -9.39 dBW/kg

Test Plot 90#: LTE Band 7_Head Left Tilt_Middle_1RB**DUT: Mobile Phone; Type: M50L; Serial: 18092900320**

Communication System: Generic FDD-LTE; Frequency: 2535 MHz; Duty Cycle: 1:1
Medium parameters used: $f = 2535$ MHz; $\sigma = 1.902$ S/m; $\epsilon_r = 39.014$; $\rho = 1000$ kg/m³ ;
Phantom section: Left Section

DASY5 Configuration:

- Probe: EX3DV4 - SN7441; ConvF(7.34, 7.34, 7.34); Calibrated: 2017/11/2;
- Sensor-Surface: 1.4mm (Mechanical Surface Detection)
- Electronics: DAE3 Sn471; Calibrated: 2017/10/23
- Phantom: SAM (30deg probe tilt) with CRP v5.0_20150321; Type: QD000P40CD; Serial: TP:1874
- Measurement SW: DASY52, Version 52.8 (8);

Area Scan (131x81x1): Interpolated grid: dx=1.200 mm, dy=1.200 mm

Maximum value of SAR (interpolated) = 0.0636 W/kg

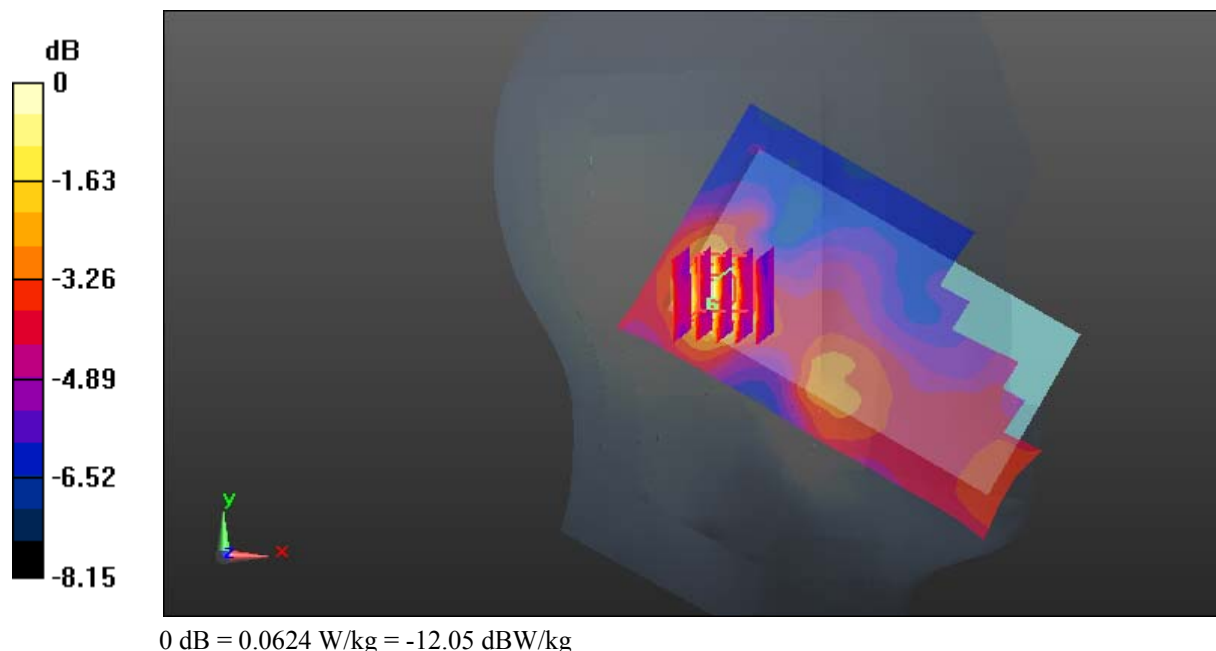
Zoom Scan (5x5x7)/Cube 0: Measurement grid: dx=8mm, dy=8mm, dz=5mm

Reference Value = 4.303 V/m; Power Drift = 0.12 dB

Peak SAR (extrapolated) = 0.0780 W/kg

SAR(1 g) = 0.046 W/kg; SAR(10 g) = 0.031 W/kg

Maximum value of SAR (measured) = 0.0624 W/kg



Test Plot 91#: LTE Band 7_Head Left Tilt_Middle_50%RB**DUT: Mobile Phone; Type: M50L; Serial: 18092900320**

Communication System: Generic FDD-LTE; Frequency: 2535 MHz; Duty Cycle: 1:1
Medium parameters used: $f = 2535$ MHz; $\sigma = 1.902$ S/m; $\epsilon_r = 39.014$; $\rho = 1000$ kg/m³ ;
Phantom section: Left Section

DASY5 Configuration:

- Probe: EX3DV4 - SN7441; ConvF(7.34, 7.34, 7.34); Calibrated: 2017/11/2;
- Sensor-Surface: 1.4mm (Mechanical Surface Detection)
- Electronics: DAE3 Sn471; Calibrated: 2017/10/23
- Phantom: SAM (30deg probe tilt) with CRP v5.0_20150321; Type: QD000P40CD; Serial: TP:1874
- Measurement SW: DASY52, Version 52.8 (8);

Area Scan (131x81x1): Interpolated grid: dx=1.200 mm, dy=1.200 mm

Maximum value of SAR (interpolated) = 0.0500 W/kg

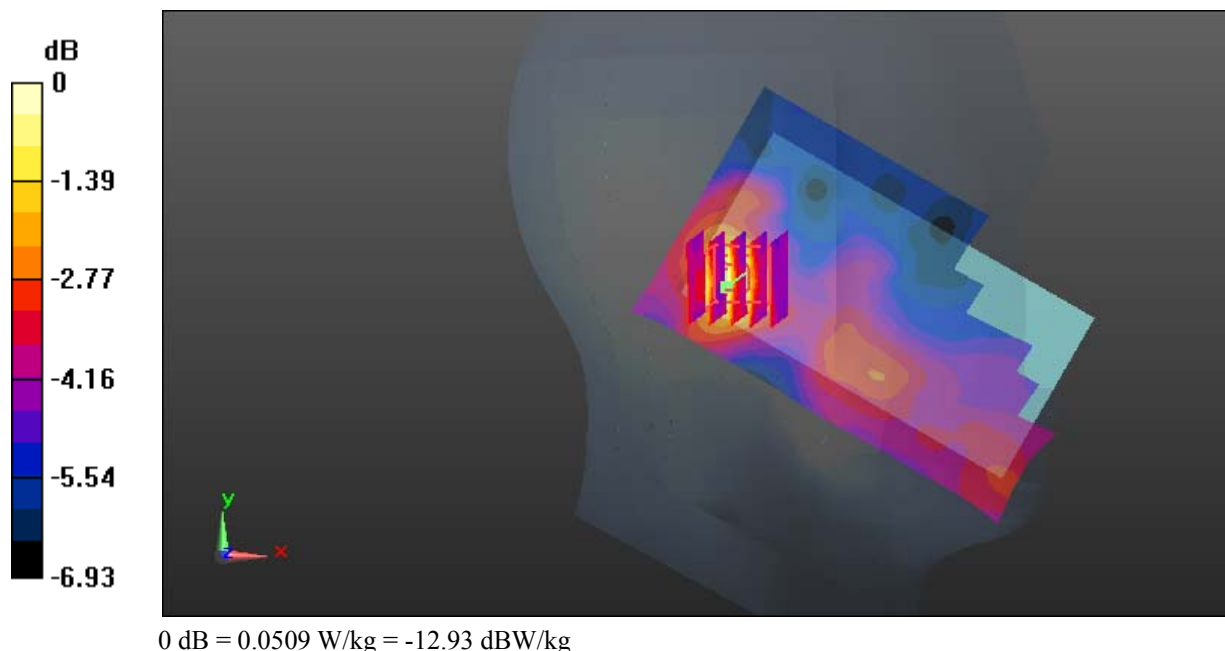
Zoom Scan (5x5x7)/Cube 0: Measurement grid: dx=8mm, dy=8mm, dz=5mm

Reference Value = 3.887 V/m; Power Drift = 0.14 dB

Peak SAR (extrapolated) = 0.0620 W/kg

SAR(1 g) = 0.041 W/kg; SAR(10 g) = 0.028 W/kg

Maximum value of SAR (measured) = 0.0509 W/kg



Test Plot 92#: LTE Band 7_Head Right Cheek_Middle_1RB

DUT: Mobile Phone; Type: M50L; Serial: 18092900320


Communication System: Generic FDD-LTE; Frequency: 2535 MHz; Duty Cycle: 1:1
 Medium parameters used: $f = 2535 \text{ MHz}$; $\sigma = 1.902 \text{ S/m}$; $\epsilon_r = 39.014$; $\rho = 1000 \text{ kg/m}^3$;
 Phantom section: Right Section

DASY5 Configuration:

- Probe: EX3DV4 - SN7441; ConvF(7.34, 7.34, 7.34); Calibrated: 2017/11/2;
- Sensor-Surface: 1.4mm (Mechanical Surface Detection)
- Electronics: DAE3 Sn471; Calibrated: 2017/10/23
- Phantom: SAM (30deg probe tilt) with CRP v5.0_20150321; Type: QD000P40CD; Serial: TP:1874
- Measurement SW: DASY52, Version 52.8 (8);

Area Scan (131x81x1): Interpolated grid: $dx=1.200 \text{ mm}$, $dy=1.200 \text{ mm}$
 Maximum value of SAR (interpolated) = 0.0921 W/kg

Zoom Scan (5x5x7)/Cube 0: Measurement grid: $dx=8\text{mm}$, $dy=8\text{mm}$, $dz=5\text{mm}$
 Reference Value = 4.424 V/m; Power Drift = -0.10 dB
 Peak SAR (extrapolated) = 0.128 W/kg
SAR(1 g) = 0.071 W/kg; SAR(10 g) = 0.041 W/kg
 Maximum value of SAR (measured) = 0.103 W/kg



0 dB = 0.103 W/kg = -9.87 dBW/kg

Test Plot 93#: LTE Band 7_Head Right Cheek_Middle_50%RB**DUT: Mobile Phone; Type: M50L; Serial: 18092900320**

Communication System: Generic FDD-LTE; Frequency: 2535 MHz; Duty Cycle: 1:1
Medium parameters used: $f = 2535$ MHz; $\sigma = 1.902$ S/m; $\epsilon_r = 39.014$; $\rho = 1000$ kg/m³ ;
Phantom section: Right Section

DASY5 Configuration:

- Probe: EX3DV4 - SN7441; ConvF(7.34, 7.34, 7.34); Calibrated: 2017/11/2;
- Sensor-Surface: 1.4mm (Mechanical Surface Detection)
- Electronics: DAE3 Sn471; Calibrated: 2017/10/23
- Phantom: SAM (30deg probe tilt) with CRP v5.0_20150321; Type: QD000P40CD; Serial: TP:1874
- Measurement SW: DASY52, Version 52.8 (8);

Area Scan (131x81x1): Interpolated grid: dx=1.200 mm, dy=1.200 mm

Maximum value of SAR (interpolated) = 0.0743 W/kg

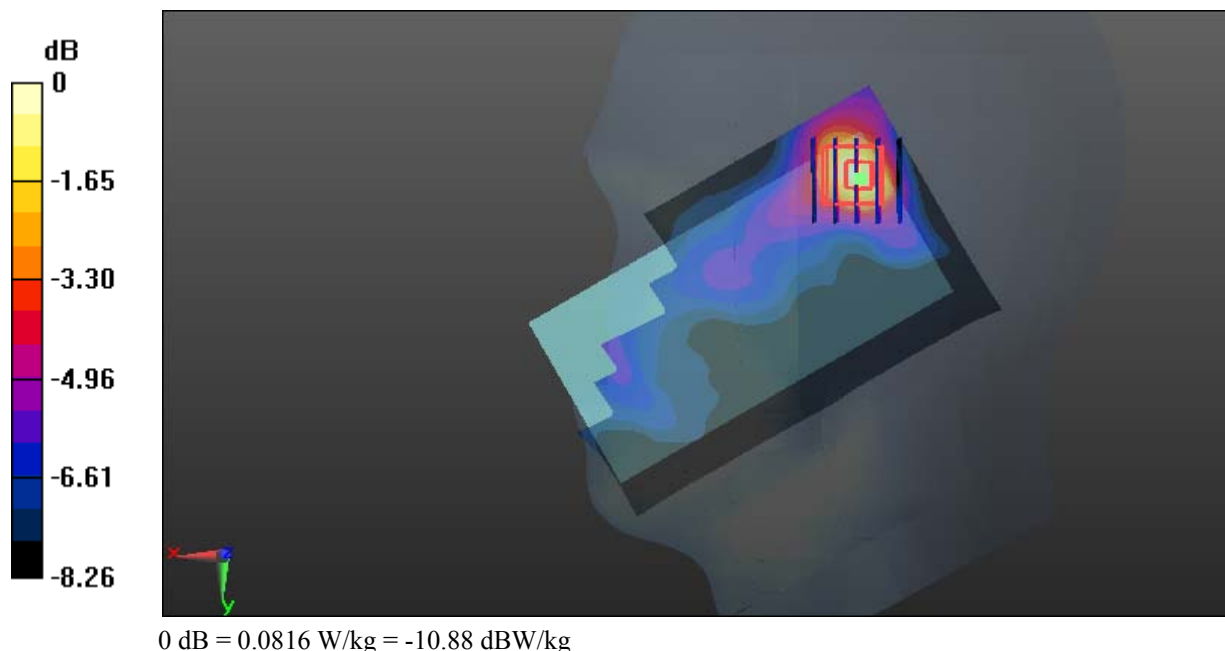
Zoom Scan (5x5x7)/Cube 0: Measurement grid: dx=8mm, dy=8mm, dz=5mm

Reference Value = 3.786 V/m; Power Drift = 0.17 dB

Peak SAR (extrapolated) = 0.105 W/kg

SAR(1 g) = 0.056 W/kg; SAR(10 g) = 0.034 W/kg

Maximum value of SAR (measured) = 0.0816 W/kg



Test Plot 94#: LTE Band 7_Head Right Tilt_Middle_1RB**DUT: Mobile Phone; Type: M50L; Serial: 18092900320**

Communication System: Generic FDD-LTE; Frequency: 2535 MHz; Duty Cycle: 1:1
Medium parameters used: $f = 2535$ MHz; $\sigma = 1.902$ S/m; $\epsilon_r = 39.014$; $\rho = 1000$ kg/m³ ;
Phantom section: Right Section

DASY5 Configuration:

- Probe: EX3DV4 - SN7441; ConvF(7.34, 7.34, 7.34); Calibrated: 2017/11/2;
- Sensor-Surface: 1.4mm (Mechanical Surface Detection)
- Electronics: DAE3 Sn471; Calibrated: 2017/10/23
- Phantom: SAM (30deg probe tilt) with CRP v5.0_20150321; Type: QD000P40CD; Serial: TP:1874
- Measurement SW: DASY52, Version 52.8 (8);

Area Scan (131x81x1): Interpolated grid: dx=1.200 mm, dy=1.200 mm

Maximum value of SAR (interpolated) = 0.0849 W/kg

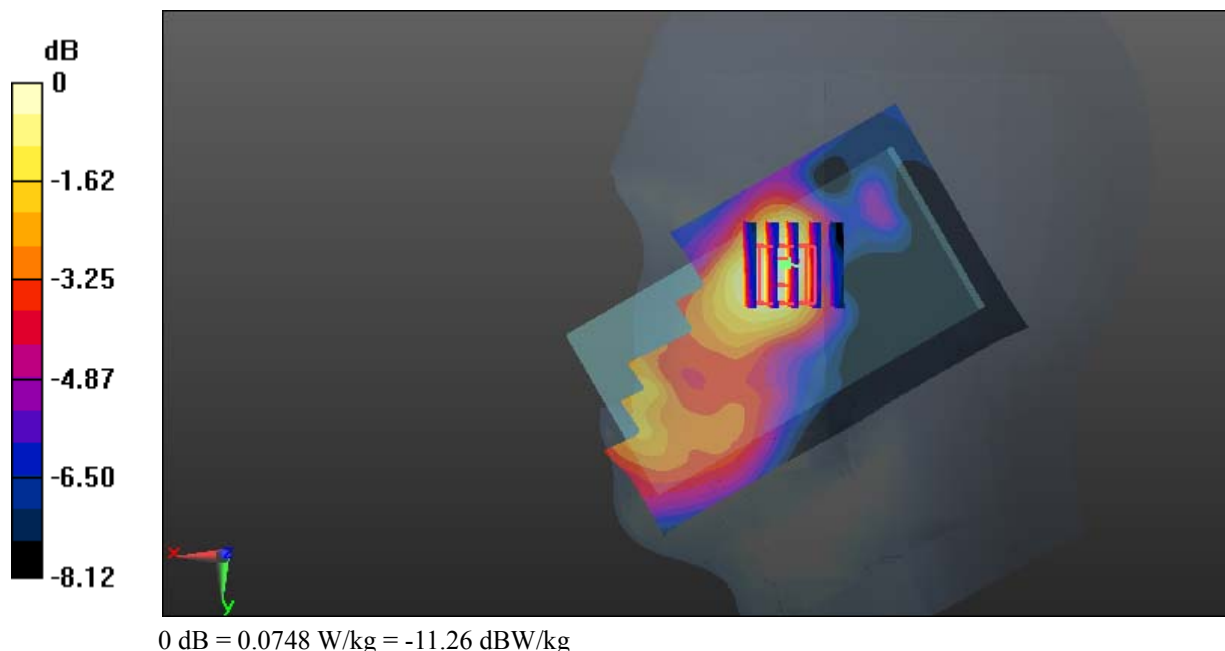
Zoom Scan (5x5x7)/Cube 0: Measurement grid: dx=8mm, dy=8mm, dz=5mm

Reference Value = 2.833 V/m; Power Drift = 0.15 dB

Peak SAR (extrapolated) = 0.0890 W/kg

SAR(1 g) = 0.056 W/kg; SAR(10 g) = 0.039 W/kg

Maximum value of SAR (measured) = 0.0748 W/kg



Test Plot 95#: LTE Band 7_Head Right Tilt_Middle_50%RB**DUT: Mobile Phone; Type: M50L; Serial: 18092900320**

Communication System: Generic FDD-LTE; Frequency: 2535 MHz; Duty Cycle: 1:1
Medium parameters used: $f = 2535$ MHz; $\sigma = 1.902$ S/m; $\epsilon_r = 39.014$; $\rho = 1000$ kg/m³ ;
Phantom section: Right Section

DASY5 Configuration:

- Probe: EX3DV4 - SN7441; ConvF(7.34, 7.34, 7.34); Calibrated: 2017/11/2;
- Sensor-Surface: 1.4mm (Mechanical Surface Detection)
- Electronics: DAE3 Sn471; Calibrated: 2017/10/23
- Phantom: SAM (30deg probe tilt) with CRP v5.0_20150321; Type: QD000P40CD; Serial: TP:1874
- Measurement SW: DASY52, Version 52.8 (8);

Area Scan (131x81x1): Interpolated grid: dx=1.200 mm, dy=1.200 mm

Maximum value of SAR (interpolated) = 0.0576 W/kg

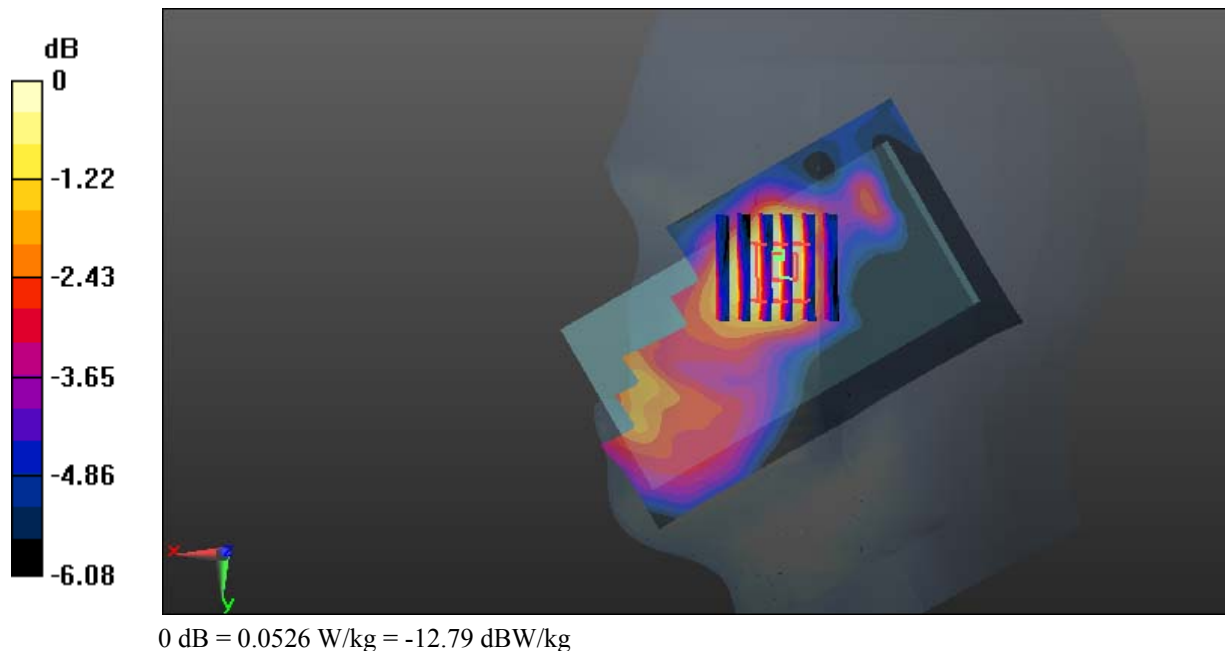
Zoom Scan (6x6x7)/Cube 0: Measurement grid: dx=8mm, dy=8mm, dz=5mm

Reference Value = 2.612 V/m; Power Drift = 0.02 dB

Peak SAR (extrapolated) = 0.0640 W/kg

SAR(1 g) = 0.042 W/kg; SAR(10 g) = 0.030 W/kg

Maximum value of SAR (measured) = 0.0526 W/kg



Test Plot 96#: LTE Band 7_Body Back_Low_1RB**DUT: Mobile Phone; Type: M50L; Serial: 18092900320**

Communication System: Generic FDD-LTE; Frequency: 2510 MHz; Duty Cycle: 1:1
Medium parameters used: $f = 2510$ MHz; $\sigma = 1.969$ S/m; $\epsilon_r = 54.166$; $\rho = 1000$ kg/m³ ;
Phantom section: Flat Section

DASY5 Configuration:

- Probe: EX3DV4 - SN7441; ConvF(7.4, 7.4, 7.4); Calibrated: 2017/11/2;
- Sensor-Surface: 1.4mm (Mechanical Surface Detection)
- Electronics: DAE3 Sn471; Calibrated: 2017/10/23
- Phantom: SAM (30deg probe tilt) with CRP v5.0_20150321; Type: QD000P40CD; Serial: TP:1874
- Measurement SW: DASY52, Version 52.8 (8);

Area Scan (81x141x1): Interpolated grid: dx=1.200 mm, dy=1.200 mm

Maximum value of SAR (interpolated) = 1.44 W/kg

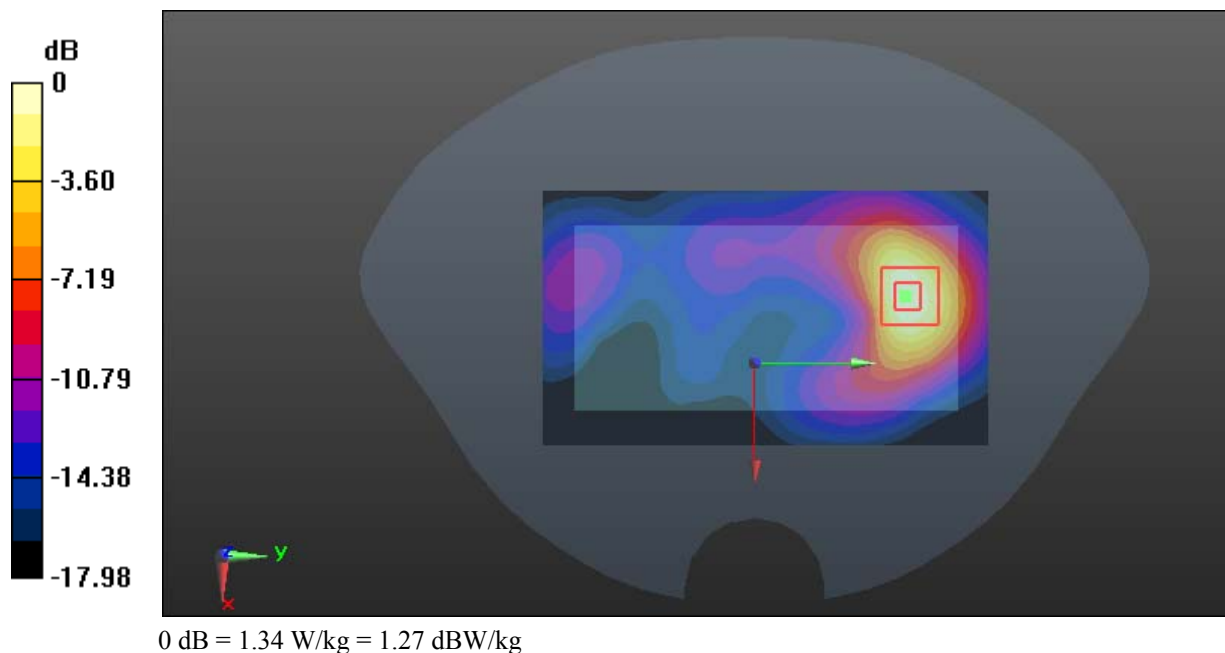
Zoom Scan (5x5x7)/Cube 0: Measurement grid: dx=8mm, dy=8mm, dz=5mm

Reference Value = 4.108 V/m; Power Drift = 0.12 dB

Peak SAR (extrapolated) = 1.62 W/kg

SAR(1 g) = 0.866 W/kg; SAR(10 g) = 0.432 W/kg

Maximum value of SAR (measured) = 1.34 W/kg



Test Plot 97#: LTE Band 7_Body Back_Middle_1RB**DUT: Mobile Phone; Type: M50L; Serial: 18092900320**

Communication System: Generic FDD-LTE; Frequency: 2535 MHz; Duty Cycle: 1:1
Medium parameters used: $f = 2535$ MHz; $\sigma = 2.111$ S/m; $\epsilon_r = 53.641$; $\rho = 1000$ kg/m³ ;
Phantom section: Flat Section

DASY5 Configuration:

- Probe: EX3DV4 - SN7441; ConvF(7.4, 7.4, 7.4); Calibrated: 2017/11/2;
- Sensor-Surface: 1.4mm (Mechanical Surface Detection)
- Electronics: DAE3 Sn471; Calibrated: 2017/10/23
- Phantom: SAM (30deg probe tilt) with CRP v5.0_20150321; Type: QD000P40CD; Serial: TP:1874
- Measurement SW: DASY52, Version 52.8 (8);

Area Scan (81x141x1): Interpolated grid: dx=1.200 mm, dy=1.200 mm

Maximum value of SAR (interpolated) = 1.63 W/kg

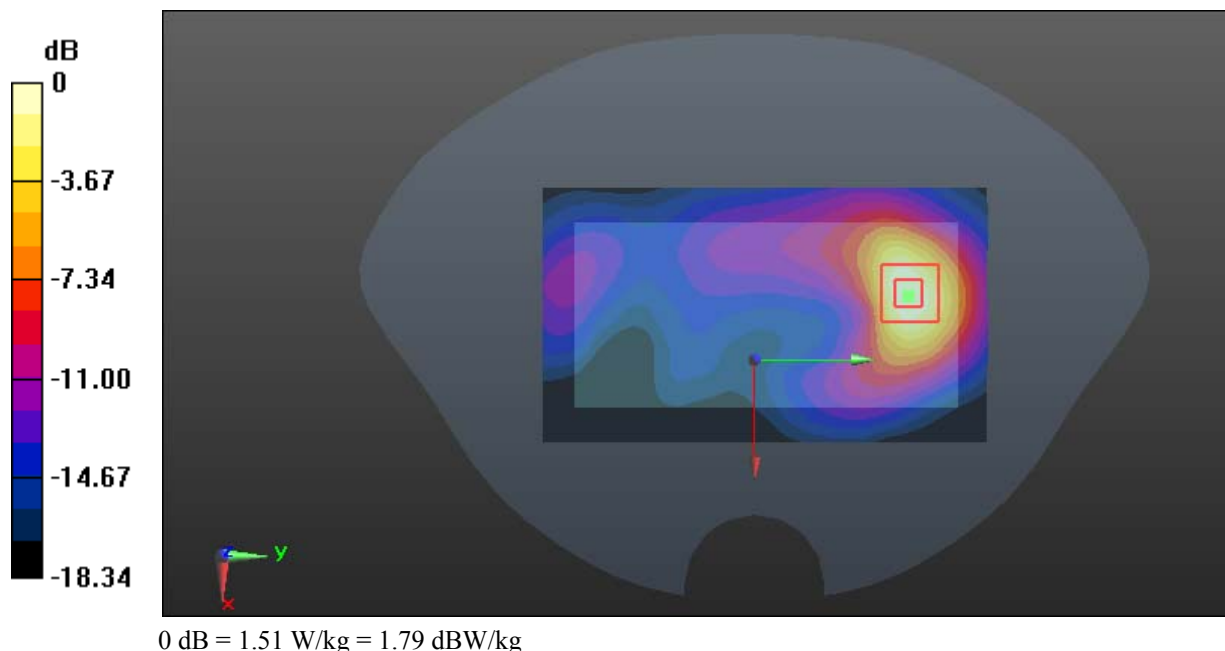
Zoom Scan (5x5x7)/Cube 0: Measurement grid: dx=8mm, dy=8mm, dz=5mm

Reference Value = 4.443 V/m; Power Drift = 0.18 dB

Peak SAR (extrapolated) = 1.82 W/kg

SAR(1 g) = 0.971 W/kg; SAR(10 g) = 0.480 W/kg

Maximum value of SAR (measured) = 1.51 W/kg



Test Plot 98#: LTE Band 7_Body Back_High_1RB**DUT: Mobile Phone; Type: M50L; Serial: 18092900320**

Communication System: Generic FDD-LTE; Frequency: 2560 MHz; Duty Cycle: 1:1
Medium parameters used: $f = 2560$ MHz; $\sigma = 2.121$ S/m; $\epsilon_r = 53.318$; $\rho = 1000$ kg/m³ ;
Phantom section: Flat Section

DASY5 Configuration:

- Probe: EX3DV4 - SN7441; ConvF(7.1, 7.1, 7.1); Calibrated: 2017/11/2;
- Sensor-Surface: 1.4mm (Mechanical Surface Detection)
- Electronics: DAE3 Sn471; Calibrated: 2017/10/23
- Phantom: SAM (30deg probe tilt) with CRP v5.0_20150321; Type: QD000P40CD; Serial: TP:1874
- Measurement SW: DASY52, Version 52.8 (8);

Area Scan (81x141x1): Interpolated grid: dx=1.200 mm, dy=1.200 mm

Maximum value of SAR (interpolated) = 1.70 W/kg

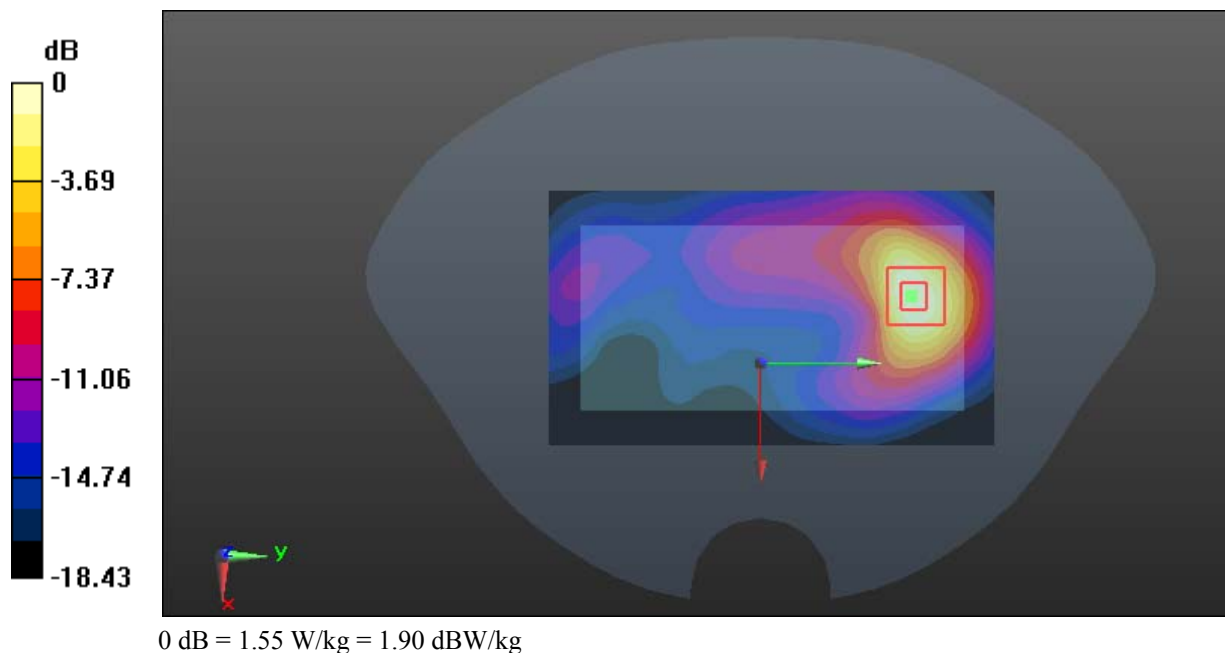
Zoom Scan (5x5x7)/Cube 0: Measurement grid: dx=8mm, dy=8mm, dz=5mm

Reference Value = 4.982 V/m; Power Drift = 0.19 dB

Peak SAR (extrapolated) = 1.89 W/kg

SAR(1 g) = 1.02 W/kg; SAR(10 g) = 0.506 W/kg

Maximum value of SAR (measured) = 1.55 W/kg



Test Plot 99#: LTE Band 7_Body Back_Middle_50%RB**DUT: Mobile Phone; Type: M50L; Serial: 18092900320**

Communication System: Generic FDD-LTE; Frequency: 2535 MHz; Duty Cycle: 1:1
Medium parameters used: $f = 2535$ MHz; $\sigma = 2.111$ S/m; $\epsilon_r = 53.641$; $\rho = 1000$ kg/m³ ;
Phantom section: Flat Section

DASY5 Configuration:

- Probe: EX3DV4 - SN7441; ConvF(7.4, 7.4, 7.4); Calibrated: 2017/11/2;
- Sensor-Surface: 1.4mm (Mechanical Surface Detection)
- Electronics: DAE3 Sn471; Calibrated: 2017/10/23
- Phantom: SAM (30deg probe tilt) with CRP v5.0_20150321; Type: QD000P40CD; Serial: TP:1874
- Measurement SW: DASY52, Version 52.8 (8);

Area Scan (81x141x1): Interpolated grid: dx=1.200 mm, dy=1.200 mm

Maximum value of SAR (interpolated) = 1.23 W/kg

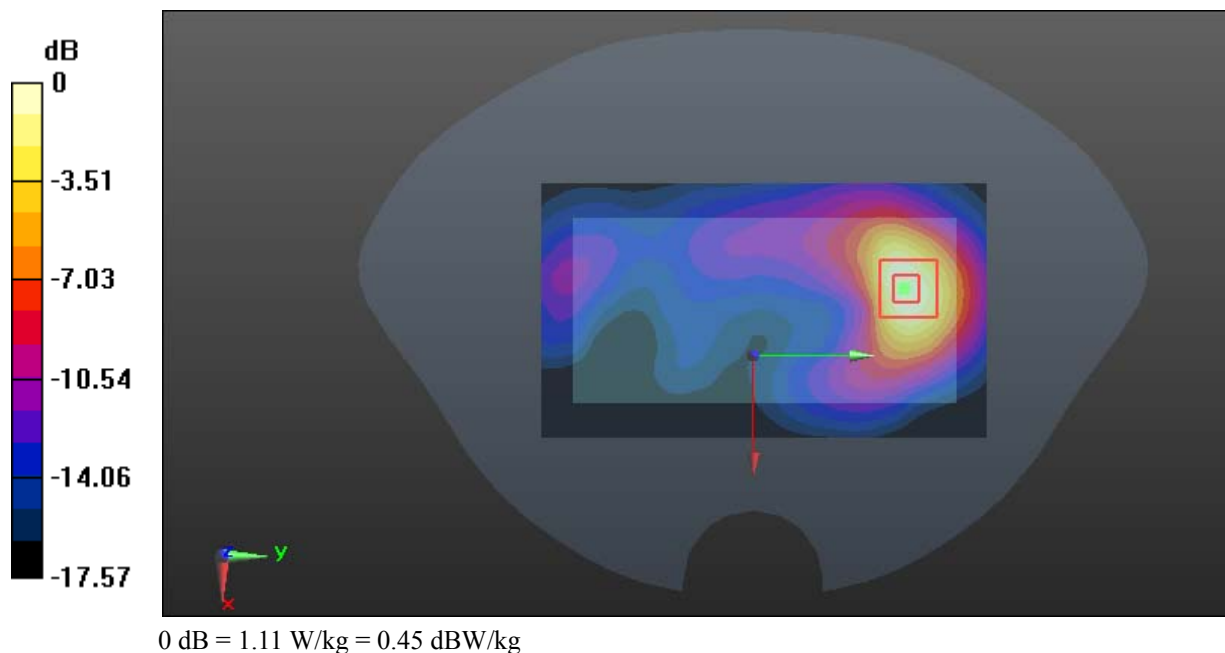
Zoom Scan (5x5x7)/Cube 0: Measurement grid: dx=8mm, dy=8mm, dz=5mm

Reference Value = 3.922 V/m; Power Drift = 0.14 dB

Peak SAR (extrapolated) = 1.35 W/kg

SAR(1 g) = 0.726 W/kg; SAR(10 g) = 0.363 W/kg

Maximum value of SAR (measured) = 1.11 W/kg



Test Plot 100#: LTE Band 7_Body Left_Middle_1RB**DUT: Mobile Phone; Type: M50L; Serial: 18092900320**

Communication System: Generic FDD-LTE; Frequency: 2535 MHz; Duty Cycle: 1:1
Medium parameters used: $f = 2535$ MHz; $\sigma = 2.111$ S/m; $\epsilon_r = 53.641$; $\rho = 1000$ kg/m³ ;
Phantom section: Flat Section

DASY5 Configuration:

- Probe: EX3DV4 - SN7441; ConvF(7.4, 7.4, 7.4); Calibrated: 2017/11/2;
- Sensor-Surface: 1.4mm (Mechanical Surface Detection)
- Electronics: DAE3 Sn471; Calibrated: 2017/10/23
- Phantom: SAM (30deg probe tilt) with CRP v5.0_20150321; Type: QD000P40CD; Serial: TP:1874
- Measurement SW: DASY52, Version 52.8 (8);

Area Scan (61x141x1): Interpolated grid: dx=1.200 mm, dy=1.200 mm

Maximum value of SAR (interpolated) = 0.198 W/kg

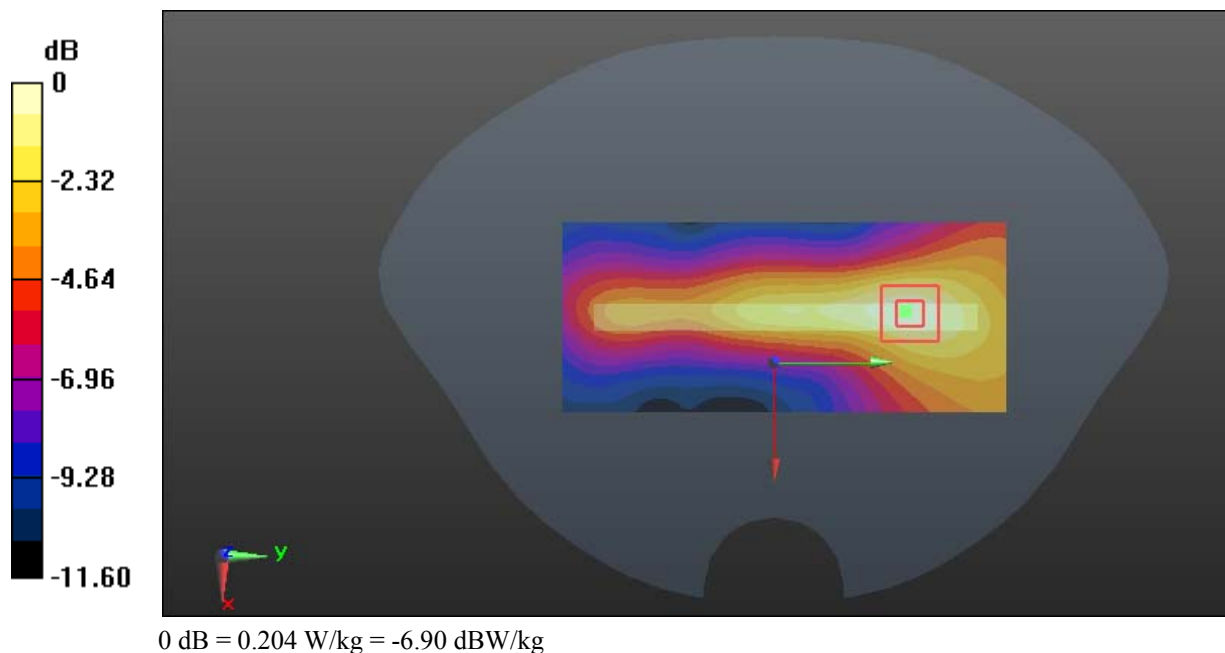
Zoom Scan (5x5x7)/Cube 0: Measurement grid: dx=8mm, dy=8mm, dz=5mm

Reference Value = 7.530 V/m; Power Drift = -0.10 dB

Peak SAR (extrapolated) = 0.247 W/kg

SAR(1 g) = 0.137 W/kg; SAR(10 g) = 0.080 W/kg

Maximum value of SAR (measured) = 0.204 W/kg



Test Plot 101#: LTE Band 7_Body Left_Middle_50%RB**DUT: Mobile Phone; Type: M50L; Serial: 18092900320**

Communication System: Generic FDD-LTE; Frequency: 2535 MHz; Duty Cycle: 1:1
Medium parameters used: $f = 2535$ MHz; $\sigma = 2.111$ S/m; $\epsilon_r = 53.641$; $\rho = 1000$ kg/m³ ;
Phantom section: Flat Section

DASY5 Configuration:

- Probe: EX3DV4 - SN7441; ConvF(7.4, 7.4, 7.4); Calibrated: 2017/11/2;
- Sensor-Surface: 1.4mm (Mechanical Surface Detection)
- Electronics: DAE3 Sn471; Calibrated: 2017/10/23
- Phantom: SAM (30deg probe tilt) with CRP v5.0_20150321; Type: QD000P40CD; Serial: TP:1874
- Measurement SW: DASY52, Version 52.8 (8);

Area Scan (61x141x1): Interpolated grid: dx=1.200 mm, dy=1.200 mm

Maximum value of SAR (interpolated) = 0.156 W/kg

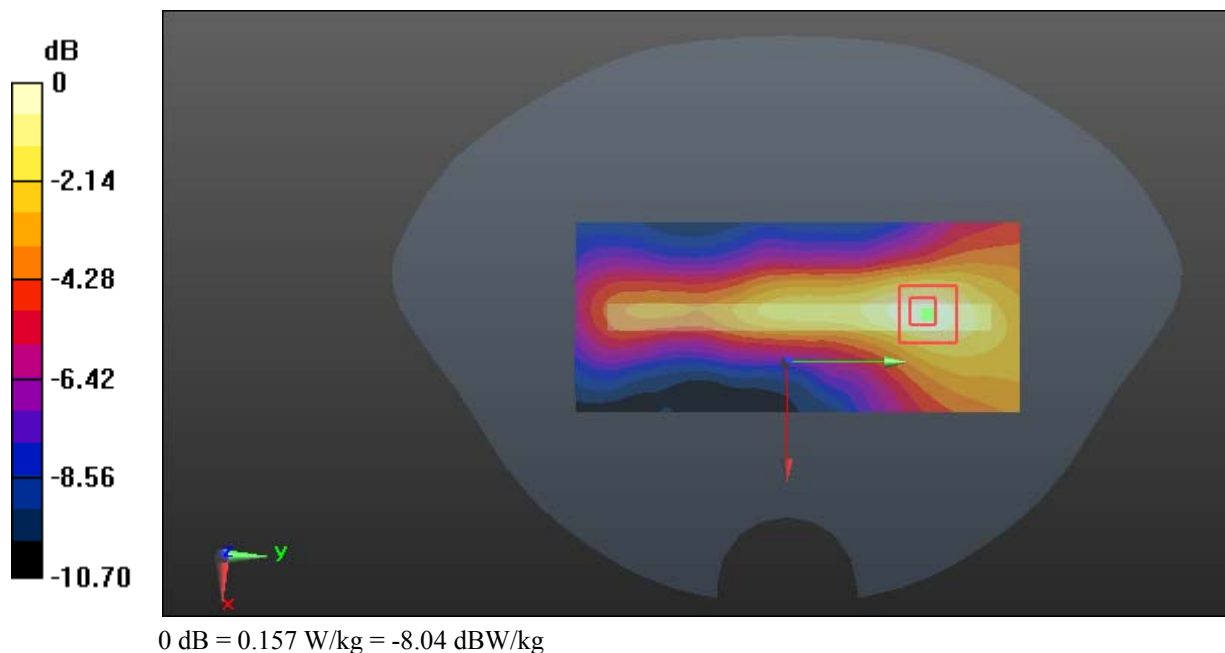
Zoom Scan (5x5x7)/Cube 0: Measurement grid: dx=8mm, dy=8mm, dz=5mm

Reference Value = 6.279 V/m; Power Drift = -0.11 dB

Peak SAR (extrapolated) = 0.190 W/kg

SAR(1 g) = 0.104 W/kg; SAR(10 g) = 0.061 W/kg

Maximum value of SAR (measured) = 0.157 W/kg



Test Plot 102#: LTE Band 7_Body Bottom_Low_1RB**DUT: Mobile Phone; Type: M50L; Serial: 18092900320**

Communication System: Generic FDD-LTE; Frequency: 2510 MHz; Duty Cycle: 1:1
Medium parameters used: $f = 2510$ MHz; $\sigma = 1.969$ S/m; $\epsilon_r = 54.166$; $\rho = 1000$ kg/m³ ;
Phantom section: Flat Section

DASY5 Configuration:

- Probe: EX3DV4 - SN7441; ConvF(7.4, 7.4, 7.4); Calibrated: 2017/11/2;
- Sensor-Surface: 1.4mm (Mechanical Surface Detection)
- Electronics: DAE3 Sn471; Calibrated: 2017/10/23
- Phantom: SAM (30deg probe tilt) with CRP v5.0_20150321; Type: QD000P40CD; Serial: TP:1874
- Measurement SW: DASY52, Version 52.8 (8);

Area Scan (61x91x1): Interpolated grid: dx=1.200 mm, dy=1.200 mm

Maximum value of SAR (interpolated) = 2.01 W/kg

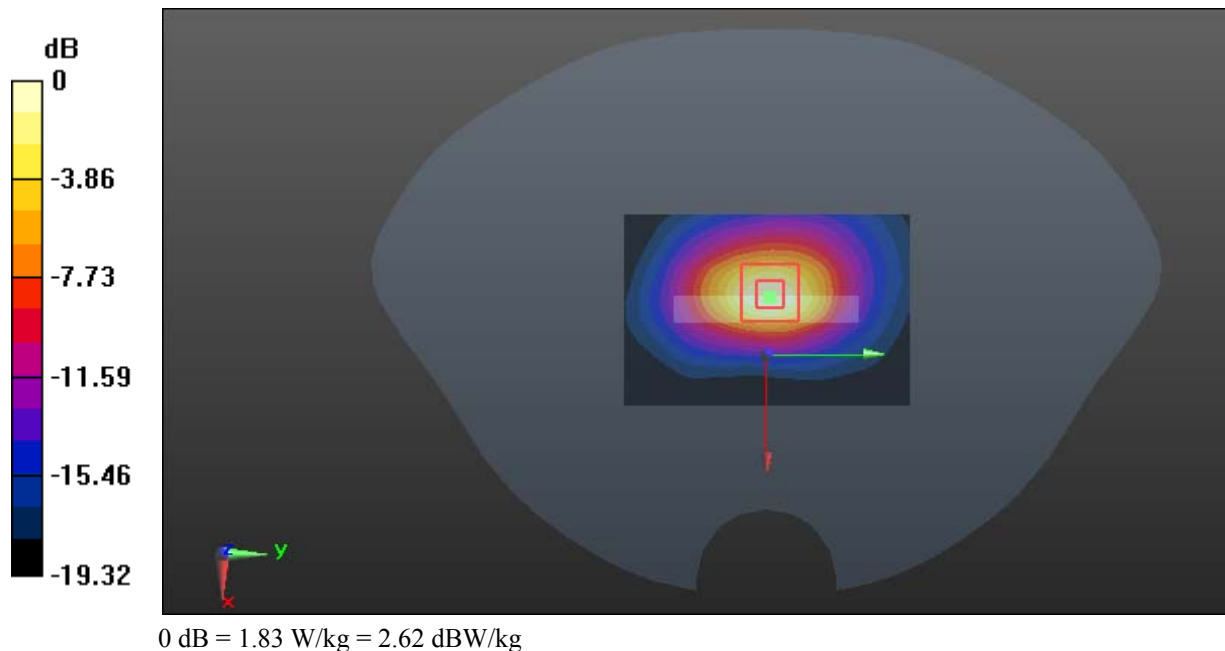
Zoom Scan (5x5x7)/Cube 0: Measurement grid: dx=8mm, dy=8mm, dz=5mm

Reference Value = 22.43 V/m; Power Drift = 0.04 dB

Peak SAR (extrapolated) = 2.29 W/kg

SAR(1 g) = 1.1 W/kg; SAR(10 g) = 0.504 W/kg

Maximum value of SAR (measured) = 1.83 W/kg



Test Plot 103#: LTE Band 7_Body Bottom_Middle_1RB

DUT: Mobile Phone; Type: M50L; Serial: 18092900320

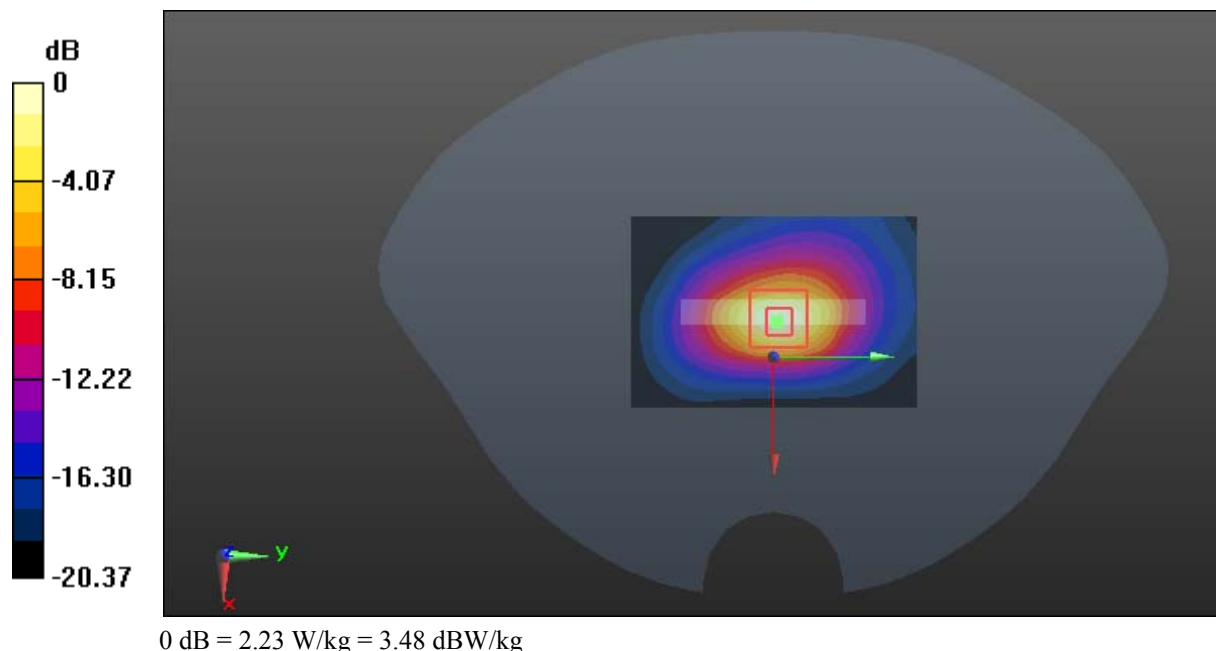
Communication System: Generic FDD-LTE; Frequency: 2535 MHz; Duty Cycle: 1:1
 Medium parameters used: $f = 2535 \text{ MHz}$; $\sigma = 2.111 \text{ S/m}$; $\epsilon_r = 53.641$; $\rho = 1000 \text{ kg/m}^3$;
 Phantom section: Flat Section

DASY5 Configuration:

- Probe: EX3DV4 - SN7441; ConvF(7.4, 7.4, 7.4); Calibrated: 2017/11/2;
- Sensor-Surface: 1.4mm (Mechanical Surface Detection)
- Electronics: DAE3 Sn471; Calibrated: 2017/10/23
- Phantom: SAM (30deg probe tilt) with CRP v5.0_20150321; Type: QD000P40CD; Serial: TP:1874
- Measurement SW: DASY52, Version 52.8 (8);

Area Scan (61x91x1): Interpolated grid: $dx=1.200 \text{ mm}$, $dy=1.200 \text{ mm}$
 Maximum value of SAR (interpolated) = 2.28 W/kg

Zoom Scan (5x5x7)/Cube 0: Measurement grid: $dx=8\text{mm}$, $dy=8\text{mm}$, $dz=5\text{mm}$
 Reference Value = 26.42 V/m; Power Drift = -0.02 dB
 Peak SAR (extrapolated) = 2.75 W/kg
SAR(1 g) = 1.34 W/kg; SAR(10 g) = 0.601 W/kg
 Maximum value of SAR (measured) = 2.23 W/kg



Test Plot 104#: LTE Band 7_Body Bottom_High_1RB**DUT: Mobile Phone; Type: M50L; Serial: 18092900320**

Communication System: Generic FDD-LTE; Frequency: 2560 MHz; Duty Cycle: 1:1
Medium parameters used: $f = 2560$ MHz; $\sigma = 2.121$ S/m; $\epsilon_r = 53.318$; $\rho = 1000$ kg/m³ ;
Phantom section: Flat Section

DASY5 Configuration:

- Probe: EX3DV4 - SN7441; ConvF(7.1, 7.1, 7.1); Calibrated: 2017/11/2;
- Sensor-Surface: 1.4mm (Mechanical Surface Detection)
- Electronics: DAE3 Sn471; Calibrated: 2017/10/23
- Phantom: SAM (30deg probe tilt) with CRP v5.0_20150321; Type: QD000P40CD; Serial: TP:1874
- Measurement SW: DASY52, Version 52.8 (8);

Area Scan (61x91x1): Interpolated grid: dx=1.200 mm, dy=1.200 mm

Maximum value of SAR (interpolated) = 2.26 W/kg

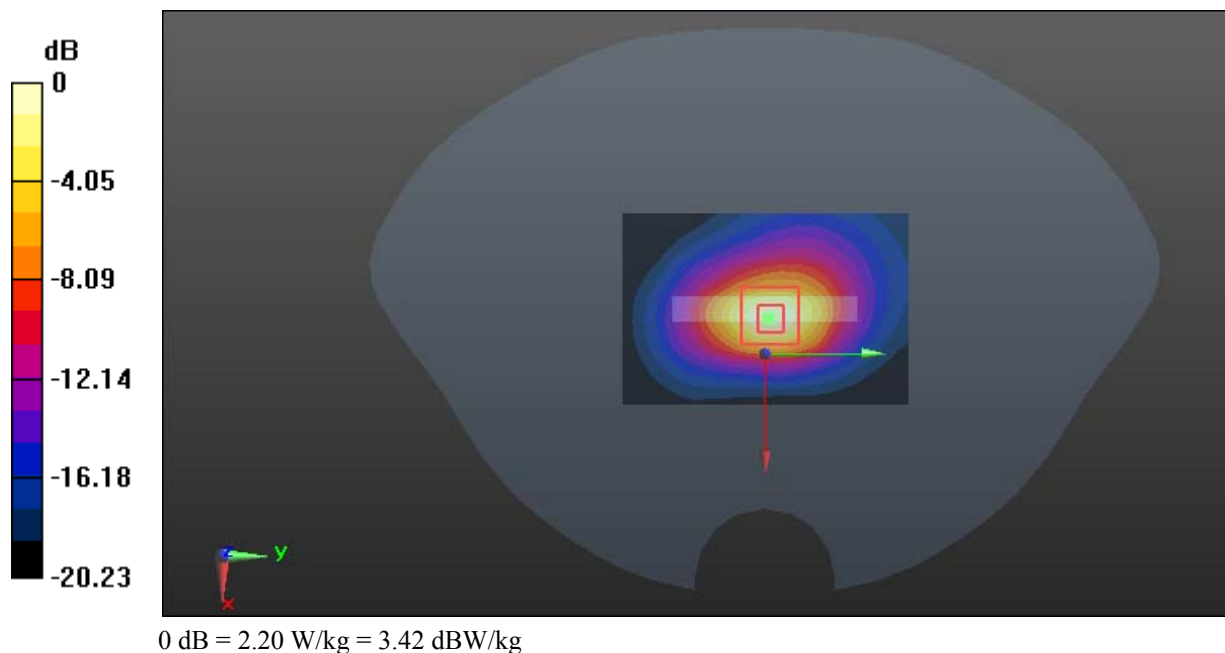
Zoom Scan (5x5x7)/Cube 0: Measurement grid: dx=8mm, dy=8mm, dz=5mm

Reference Value = 26.20 V/m; Power Drift = -0.06 dB

Peak SAR (extrapolated) = 2.71 W/kg

SAR(1 g) = 1.31 W/kg; SAR(10 g) = 0.584 W/kg

Maximum value of SAR (measured) = 2.20 W/kg



Test Plot 105#: LTE Band 7_Body Bottom_Low_50%RB**DUT: Mobile Phone; Type: M50L; Serial: 18092900320**

Communication System: Generic FDD-LTE; Frequency: 2510 MHz; Duty Cycle: 1:1
Medium parameters used: $f = 2510$ MHz; $\sigma = 1.969$ S/m; $\epsilon_r = 54.166$; $\rho = 1000$ kg/m³ ;
Phantom section: Flat Section

DASY5 Configuration:

- Probe: EX3DV4 - SN7441; ConvF(7.4, 7.4, 7.4); Calibrated: 2017/11/2;
- Sensor-Surface: 1.4mm (Mechanical Surface Detection)
- Electronics: DAE3 Sn471; Calibrated: 2017/10/23
- Phantom: SAM (30deg probe tilt) with CRP v5.0_20150321; Type: QD000P40CD; Serial: TP:1874
- Measurement SW: DASY52, Version 52.8 (8);

Area Scan (61x91x1): Interpolated grid: dx=1.200 mm, dy=1.200 mm

Maximum value of SAR (interpolated) = 1.59 W/kg

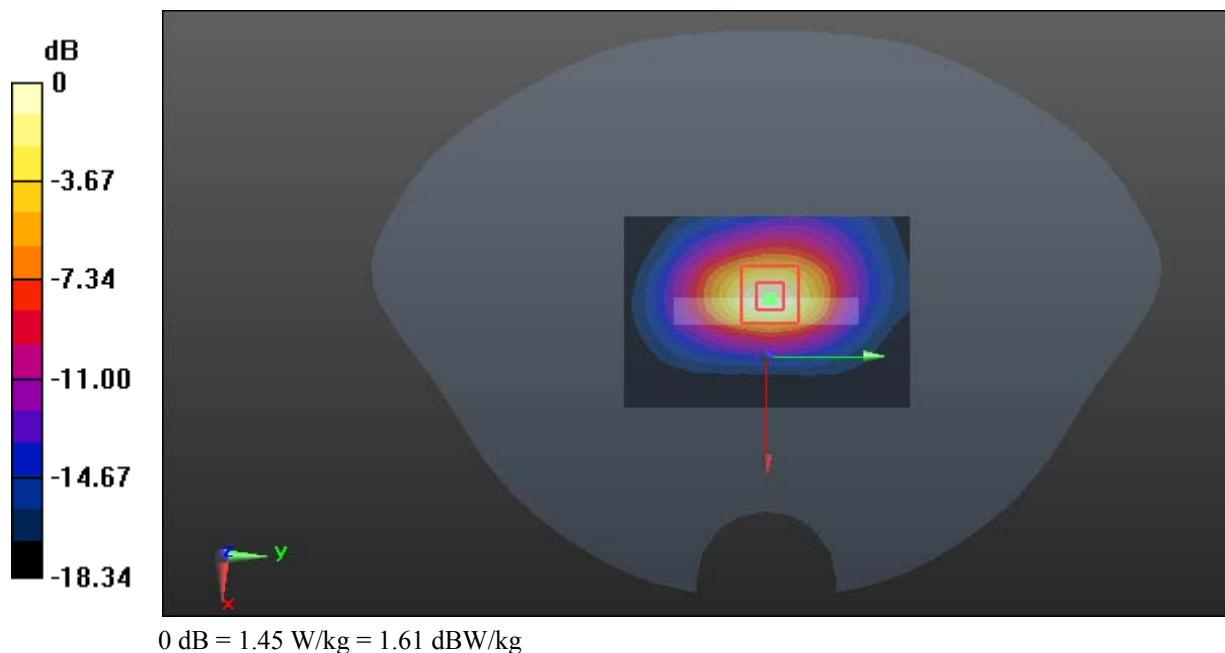
Zoom Scan (5x5x7)/Cube 0: Measurement grid: dx=8mm, dy=8mm, dz=5mm

Reference Value = 19.77 V/m; Power Drift = 0.02 dB

Peak SAR (extrapolated) = 1.82 W/kg

SAR(1 g) = 0.869 W/kg; SAR(10 g) = 0.396 W/kg

Maximum value of SAR (measured) = 1.45 W/kg



Test Plot 106#: LTE Band 7_Body Bottom_Middle_50%RB**DUT: Mobile Phone; Type: M50L; Serial: 18092900320**

Communication System: Generic FDD-LTE; Frequency: 2535 MHz; Duty Cycle: 1:1
Medium parameters used: $f = 2535$ MHz; $\sigma = 2.111$ S/m; $\epsilon_r = 53.641$; $\rho = 1000$ kg/m³ ;
Phantom section: Flat Section

DASY5 Configuration:

- Probe: EX3DV4 - SN7441; ConvF(7.4, 7.4, 7.4); Calibrated: 2017/11/2;
- Sensor-Surface: 1.4mm (Mechanical Surface Detection)
- Electronics: DAE3 Sn471; Calibrated: 2017/10/23
- Phantom: SAM (30deg probe tilt) with CRP v5.0_20150321; Type: QD000P40CD; Serial: TP:1874
- Measurement SW: DASY52, Version 52.8 (8);

Area Scan (61x91x1): Interpolated grid: dx=1.200 mm, dy=1.200 mm

Maximum value of SAR (interpolated) = 1.60 W/kg

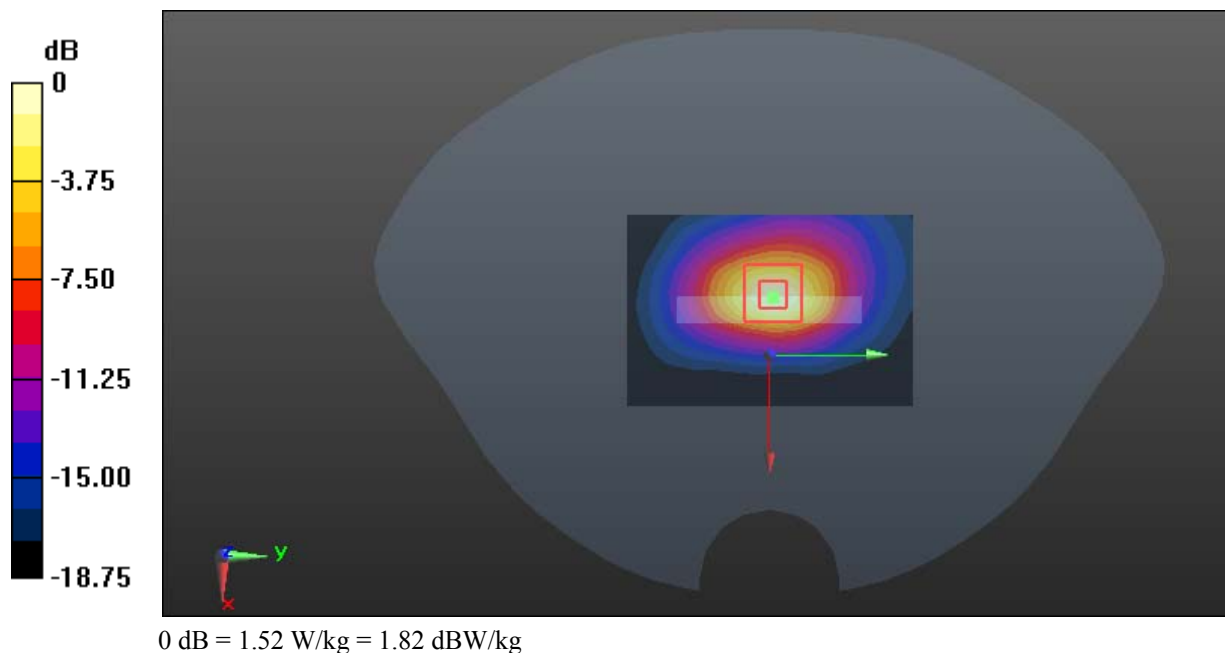
Zoom Scan (5x5x7)/Cube 0: Measurement grid: dx=8mm, dy=8mm, dz=5mm

Reference Value = 20.66 V/m; Power Drift = -0.10 dB

Peak SAR (extrapolated) = 1.91 W/kg

SAR(1 g) = 0.911 W/kg; SAR(10 g) = 0.414 W/kg

Maximum value of SAR (measured) = 1.52 W/kg



Test Plot 107#: LTE Band 7_Body Bottom_High_50%RB**DUT: Mobile Phone; Type: M50L; Serial: 18092900320**

Communication System: Generic FDD-LTE; Frequency: 2560 MHz; Duty Cycle: 1:1
Medium parameters used: $f = 2560$ MHz; $\sigma = 2.121$ S/m; $\epsilon_r = 53.318$; $\rho = 1000$ kg/m³ ;
Phantom section: Flat Section

DASY5 Configuration:

- Probe: EX3DV4 - SN7441; ConvF(7.1, 7.1, 7.1); Calibrated: 2017/11/2;
- Sensor-Surface: 1.4mm (Mechanical Surface Detection)
- Electronics: DAE3 Sn471; Calibrated: 2017/10/23
- Phantom: SAM (30deg probe tilt) with CRP v5.0_20150321; Type: QD000P40CD; Serial: TP:1874
- Measurement SW: DASY52, Version 52.8 (8);

Area Scan (61x91x1): Interpolated grid: dx=1.200 mm, dy=1.200 mm

Maximum value of SAR (interpolated) = 1.62 W/kg


Zoom Scan (5x5x7)/Cube 0: Measurement grid: dx=8mm, dy=8mm, dz=5mm

Reference Value = 20.05 V/m; Power Drift = 0.02 dB

Peak SAR (extrapolated) = 1.88 W/kg

SAR(1 g) = 0.889 W/kg; SAR(10 g) = 0.403 W/kg

Maximum value of SAR (measured) = 1.49 W/kg



Test Plot 108#: LTE Band 7_Body Bottom_Middle_100%RB**DUT: Mobile Phone; Type: M50L; Serial: 18092900320**

Communication System: Generic FDD-LTE; Frequency: 2535 MHz; Duty Cycle: 1:1
Medium parameters used: $f = 2535$ MHz; $\sigma = 2.111$ S/m; $\epsilon_r = 53.641$; $\rho = 1000$ kg/m³ ;
Phantom section: Flat Section

DASY5 Configuration:

- Probe: EX3DV4 - SN7441; ConvF(7.4, 7.4, 7.4); Calibrated: 2017/11/2;
- Sensor-Surface: 1.4mm (Mechanical Surface Detection)
- Electronics: DAE3 Sn471; Calibrated: 2017/10/23
- Phantom: SAM (30deg probe tilt) with CRP v5.0_20150321; Type: QD000P40CD; Serial: TP:1874
- Measurement SW: DASY52, Version 52.8 (8);

Area Scan (61x91x1): Interpolated grid: dx=1.200 mm, dy=1.200 mm

Maximum value of SAR (interpolated) = 1.68 W/kg

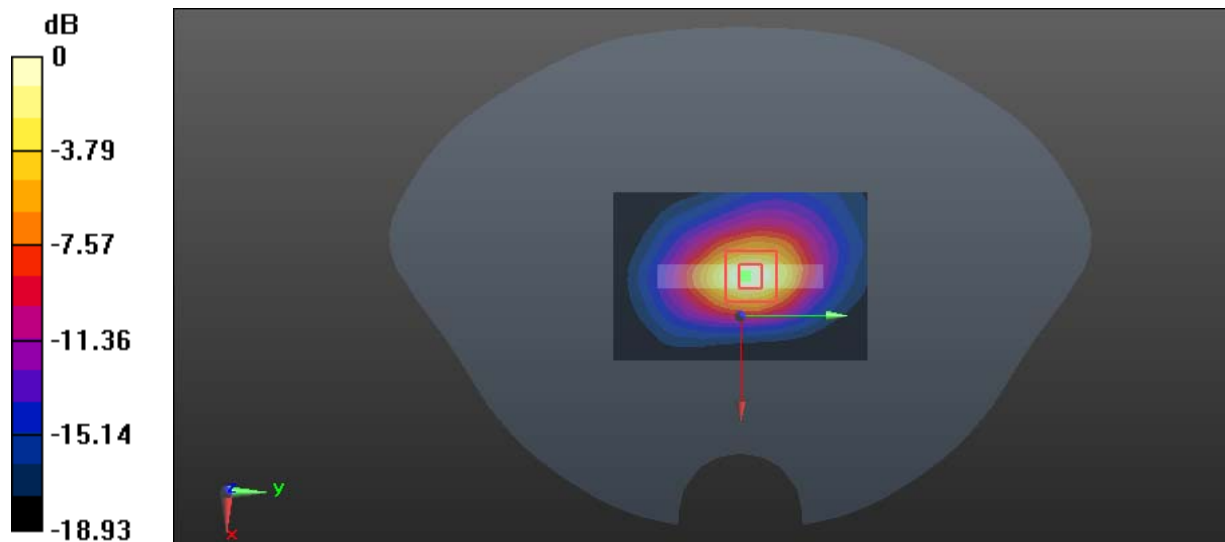
Zoom Scan (5x5x7)/Cube 0: Measurement grid: dx=8mm, dy=8mm, dz=5mm

Reference Value = 23.44 V/m; Power Drift = -0.04 dB

Peak SAR (extrapolated) = 2.10 W/kg

SAR(1 g) = 0.985 W/kg; SAR(10 g) = 0.439 W/kg

Maximum value of SAR (measured) = 1.66 W/kg



0 dB = 1.66 W/kg = 2.20 dBW/kg

Test Plot 109#: LTE Band 12&17_Head Left Cheek_Middle_1RB**DUT: Mobile Phone; Type: M50L; Serial: 18092900320**

Communication System: Generic FDD-LTE; Frequency: 707.5 MHz; Duty Cycle: 1:1
Medium parameters used: $f = 707.5$ MHz; $\sigma = 0.884$ S/m; $\epsilon_r = 43.002$; $\rho = 1000$ kg/m³ ;
Phantom section: Left Section

DASY5 Configuration:

- Probe: EX3DV4 - SN7441; ConvF(9.98, 9.98, 9.98); Calibrated: 2017/11/2;
- Sensor-Surface: 1.4mm (Mechanical Surface Detection)
- Electronics: DAE3 Sn471; Calibrated: 2017/10/23
- Phantom: SAM (30deg probe tilt) with CRP v5.0_20150321; Type: QD000P40CD; Serial: TP:1874
- Measurement SW: DASY52, Version 52.8 (8);

Area Scan (111x61x1): Interpolated grid: dx=1.500 mm, dy=1.500 mm

Maximum value of SAR (interpolated) = 0.201 W/kg

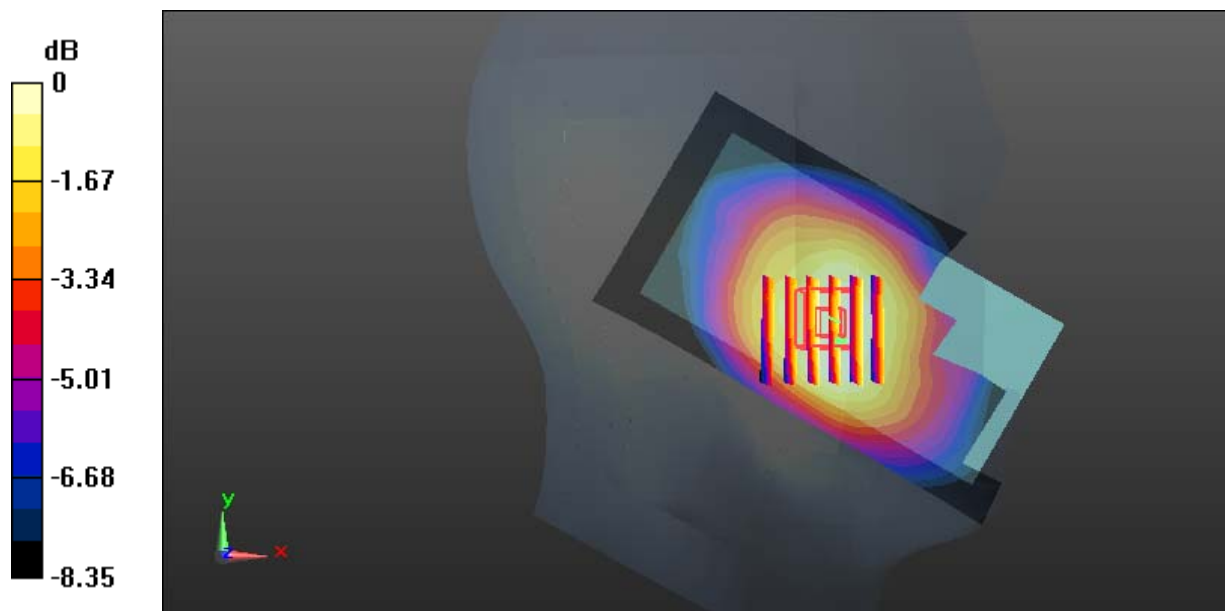
Zoom Scan (6x6x7)/Cube 0: Measurement grid: dx=8mm, dy=8mm, dz=5mm

Reference Value = 6.451 V/m; Power Drift = 0.12 dB

Peak SAR (extrapolated) = 0.217 W/kg

SAR(1 g) = 0.177 W/kg; SAR(10 g) = 0.143 W/kg

Maximum value of SAR (measured) = 0.201 W/kg



Test Plot 110#: LTE Band 12&17_Head Left Cheek_Middle_50%RB**DUT: Mobile Phone; Type: M50L; Serial: 18092900320**

Communication System: Generic FDD-LTE; Frequency: 707.5 MHz; Duty Cycle: 1:1
Medium parameters used: $f = 707.5$ MHz; $\sigma = 0.884$ S/m; $\epsilon_r = 43.002$; $\rho = 1000$ kg/m³ ;
Phantom section: Left Section

DASY5 Configuration:

- Probe: EX3DV4 - SN7441; ConvF(9.98, 9.98, 9.98); Calibrated: 2017/11/2;
- Sensor-Surface: 1.4mm (Mechanical Surface Detection)
- Electronics: DAE3 Sn471; Calibrated: 2017/10/23
- Phantom: SAM (30deg probe tilt) with CRP v5.0_20150321; Type: QD000P40CD; Serial: TP:1874
- Measurement SW: DASY52, Version 52.8 (8);

Area Scan (111x61x1): Interpolated grid: dx=1.500 mm, dy=1.500 mm

Maximum value of SAR (interpolated) = 0.183 W/kg

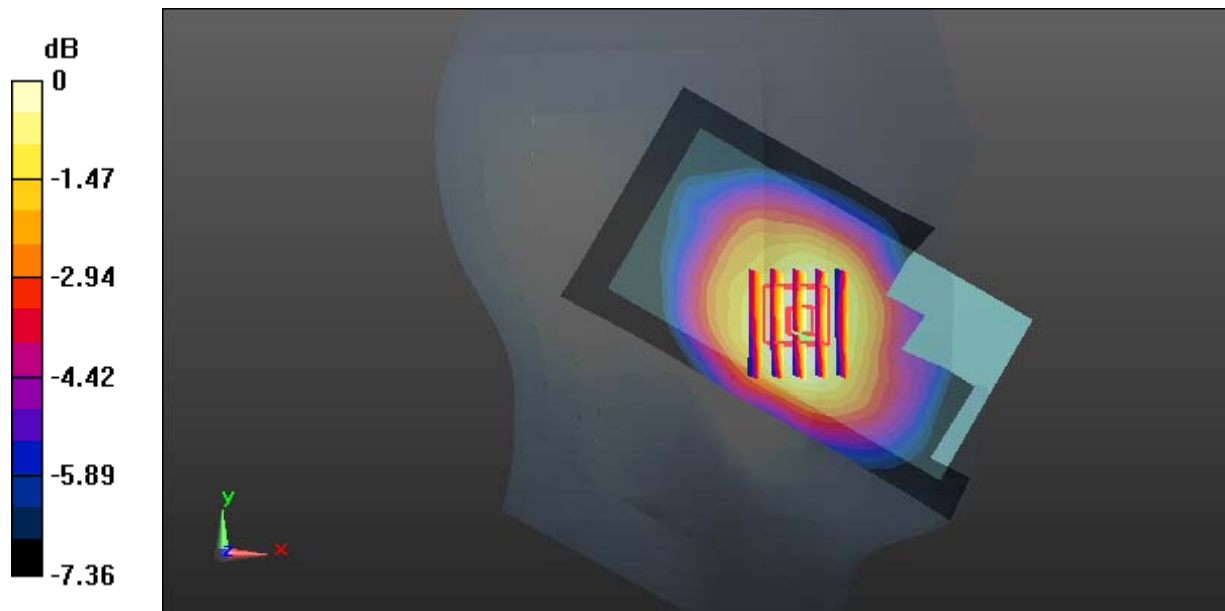
Zoom Scan (5x6x7)/Cube 0: Measurement grid: dx=8mm, dy=8mm, dz=5mm

Reference Value = 6.137 V/m; Power Drift = 0.11 dB

Peak SAR (extrapolated) = 0.201 W/kg

SAR(1 g) = 0.162 W/kg; SAR(10 g) = 0.130 W/kg

Maximum value of SAR (measured) = 0.187 W/kg



0 dB = 0.187 W/kg = -7.28 dBW/kg

Test Plot 111#: LTE Band 12&17_Head Left Tilt_Middle_1RB

DUT: Mobile Phone; Type: M50L; Serial: 18092900320

Communication System: Generic FDD-LTE; Frequency: 707.5 MHz; Duty Cycle: 1:1
 Medium parameters used: $f = 707.5 \text{ MHz}$; $\sigma = 0.884 \text{ S/m}$; $\epsilon_r = 43.002$; $\rho = 1000 \text{ kg/m}^3$;
 Phantom section: Left Section

DASY5 Configuration:

- Probe: EX3DV4 - SN7441; ConvF(9.98, 9.98, 9.98); Calibrated: 2017/11/2;
- Sensor-Surface: 1.4mm (Mechanical Surface Detection)
- Electronics: DAE3 Sn471; Calibrated: 2017/10/23
- Phantom: SAM (30deg probe tilt) with CRP v5.0_20150321; Type: QD000P40CD; Serial: TP:1874
- Measurement SW: DASY52, Version 52.8 (8);

Area Scan (111x61x1): Interpolated grid: $dx=1.500 \text{ mm}$, $dy=1.500 \text{ mm}$

Maximum value of SAR (interpolated) = 0.131 W/kg


Zoom Scan (5x5x7)/Cube 0: Measurement grid: $dx=8\text{mm}$, $dy=8\text{mm}$, $dz=5\text{mm}$

Reference Value = 8.275 V/m; Power Drift = 0.19 dB

Peak SAR (extrapolated) = 0.138 W/kg

SAR(1 g) = 0.114 W/kg; SAR(10 g) = 0.094 W/kg

Maximum value of SAR (measured) = 0.130 W/kg



0 dB = 0.130 W/kg = -8.86 dBW/kg

Test Plot 112#: LTE Band 12&17_Head Left Tilt_Middle_50%RB**DUT: Mobile Phone; Type: M50L; Serial: 18092900320**

Communication System: Generic FDD-LTE; Frequency: 707.5 MHz; Duty Cycle: 1:1
Medium parameters used: $f = 707.5$ MHz; $\sigma = 0.884$ S/m; $\epsilon_r = 43.002$; $\rho = 1000$ kg/m³ ;
Phantom section: Left Section

DASY5 Configuration:

- Probe: EX3DV4 - SN7441; ConvF(9.98, 9.98, 9.98); Calibrated: 2017/11/2;
- Sensor-Surface: 1.4mm (Mechanical Surface Detection)
- Electronics: DAE3 Sn471; Calibrated: 2017/10/23
- Phantom: SAM (30deg probe tilt) with CRP v5.0_20150321; Type: QD000P40CD; Serial: TP:1874
- Measurement SW: DASY52, Version 52.8 (8);

Area Scan (111x61x1): Interpolated grid: dx=1.500 mm, dy=1.500 mm

Maximum value of SAR (interpolated) = 0.121 W/kg

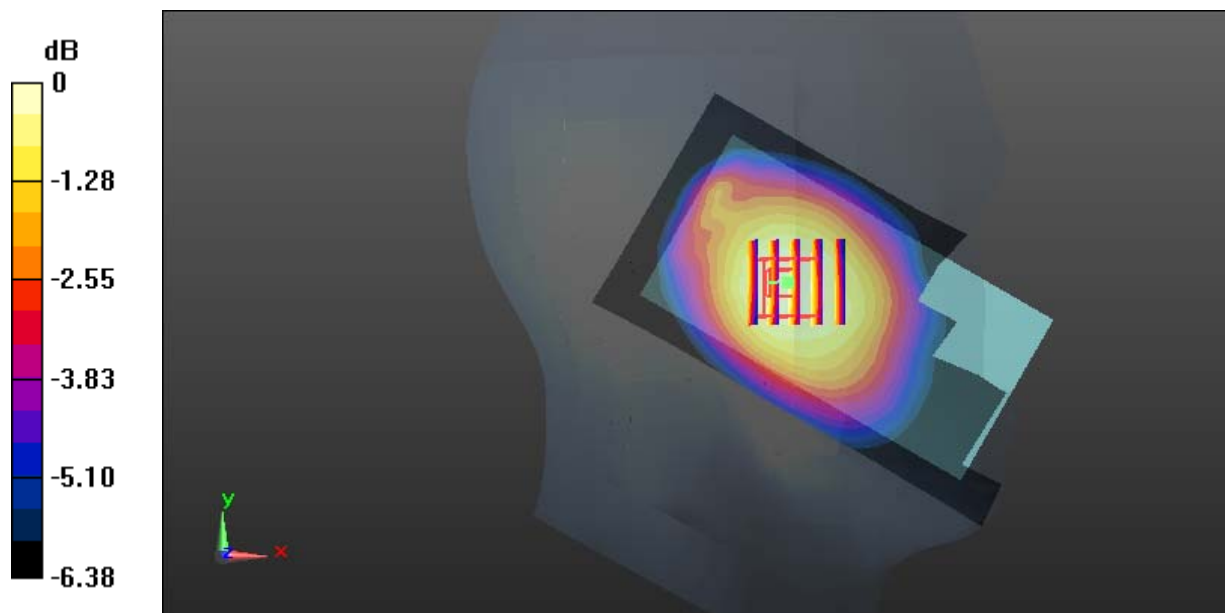
Zoom Scan (5x5x7)/Cube 0: Measurement grid: dx=8mm, dy=8mm, dz=5mm

Reference Value = 7.869 V/m; Power Drift = 0.01 dB

Peak SAR (extrapolated) = 0.125 W/kg

SAR(1 g) = 0.104 W/kg; SAR(10 g) = 0.086 W/kg

Maximum value of SAR (measured) = 0.117 W/kg



0 dB = 0.117 W/kg = -9.32 dBW/kg

Test Plot 113#: LTE Band 12&17_Head Right Cheek_Middle_1RB**DUT: Mobile Phone; Type: M50L; Serial: 18092900320**

Communication System: Generic FDD-LTE; Frequency: 707.5 MHz; Duty Cycle: 1:1
Medium parameters used: $f = 707.5$ MHz; $\sigma = 0.884$ S/m; $\epsilon_r = 43.002$; $\rho = 1000$ kg/m³ ;
Phantom section: Right Section

DASY5 Configuration:

- Probe: EX3DV4 - SN7441; ConvF(9.98, 9.98, 9.98); Calibrated: 2017/11/2;
- Sensor-Surface: 1.4mm (Mechanical Surface Detection)
- Electronics: DAE3 Sn471; Calibrated: 2017/10/23
- Phantom: SAM (30deg probe tilt) with CRP v5.0_20150321; Type: QD000P40CD; Serial: TP:1874
- Measurement SW: DASY52, Version 52.8 (8);

Area Scan (111x61x1): Interpolated grid: dx=1.500 mm, dy=1.500 mm

Maximum value of SAR (interpolated) = 0.172 W/kg


Zoom Scan (6x6x7)/Cube 0: Measurement grid: dx=8mm, dy=8mm, dz=5mm

Reference Value = 5.379 V/m; Power Drift = 0.15 dB

Peak SAR (extrapolated) = 0.186 W/kg

SAR(1 g) = 0.148 W/kg; SAR(10 g) = 0.117 W/kg

Maximum value of SAR (measured) = 0.171 W/kg



0 dB = 0.171 W/kg = -7.67 dBW/kg

Test Plot 114#: LTE Band 12&17_Head Right Cheek_Middle_50%RB**DUT: Mobile Phone; Type: M50L; Serial: 18092900320**

Communication System: Generic FDD-LTE; Frequency: 707.5 MHz; Duty Cycle: 1:1
Medium parameters used: $f = 707.5$ MHz; $\sigma = 0.884$ S/m; $\epsilon_r = 43.002$; $\rho = 1000$ kg/m³ ;
Phantom section: Right Section

DASY5 Configuration:

- Probe: EX3DV4 - SN7441; ConvF(9.98, 9.98, 9.98); Calibrated: 2017/11/2;
- Sensor-Surface: 1.4mm (Mechanical Surface Detection)
- Electronics: DAE3 Sn471; Calibrated: 2017/10/23
- Phantom: SAM (30deg probe tilt) with CRP v5.0_20150321; Type: QD000P40CD; Serial: TP:1874
- Measurement SW: DASY52, Version 52.8 (8);

Area Scan (111x61x1): Interpolated grid: dx=1.500 mm, dy=1.500 mm

Maximum value of SAR (interpolated) = 0.151 W/kg


Zoom Scan (5x6x7)/Cube 0: Measurement grid: dx=8mm, dy=8mm, dz=5mm

Reference Value = 5.248 V/m; Power Drift = -0.03 dB

Peak SAR (extrapolated) = 0.156 W/kg

SAR(1 g) = 0.126 W/kg; SAR(10 g) = 0.100 W/kg

Maximum value of SAR (measured) = 0.144 W/kg



0 dB = 0.144 W/kg = -8.42 dBW/kg

Test Plot 115#: LTE Band 12&17_Head Right Tilt_Middle_1RB**DUT: Mobile Phone; Type: M50L; Serial: 18092900320**

Communication System: Generic FDD-LTE; Frequency: 707.5 MHz; Duty Cycle: 1:1
Medium parameters used: $f = 707.5$ MHz; $\sigma = 0.884$ S/m; $\epsilon_r = 43.002$; $\rho = 1000$ kg/m³ ;
Phantom section: Right Section

DASY5 Configuration:

- Probe: EX3DV4 - SN7441; ConvF(9.98, 9.98, 9.98); Calibrated: 2017/11/2;
- Sensor-Surface: 1.4mm (Mechanical Surface Detection)
- Electronics: DAE3 Sn471; Calibrated: 2017/10/23
- Phantom: SAM (30deg probe tilt) with CRP v5.0_20150321; Type: QD000P40CD; Serial: TP:1874
- Measurement SW: DASY52, Version 52.8 (8);

Area Scan (111x61x1): Interpolated grid: dx=1.500 mm, dy=1.500 mm

Maximum value of SAR (interpolated) = 0.0915 W/kg

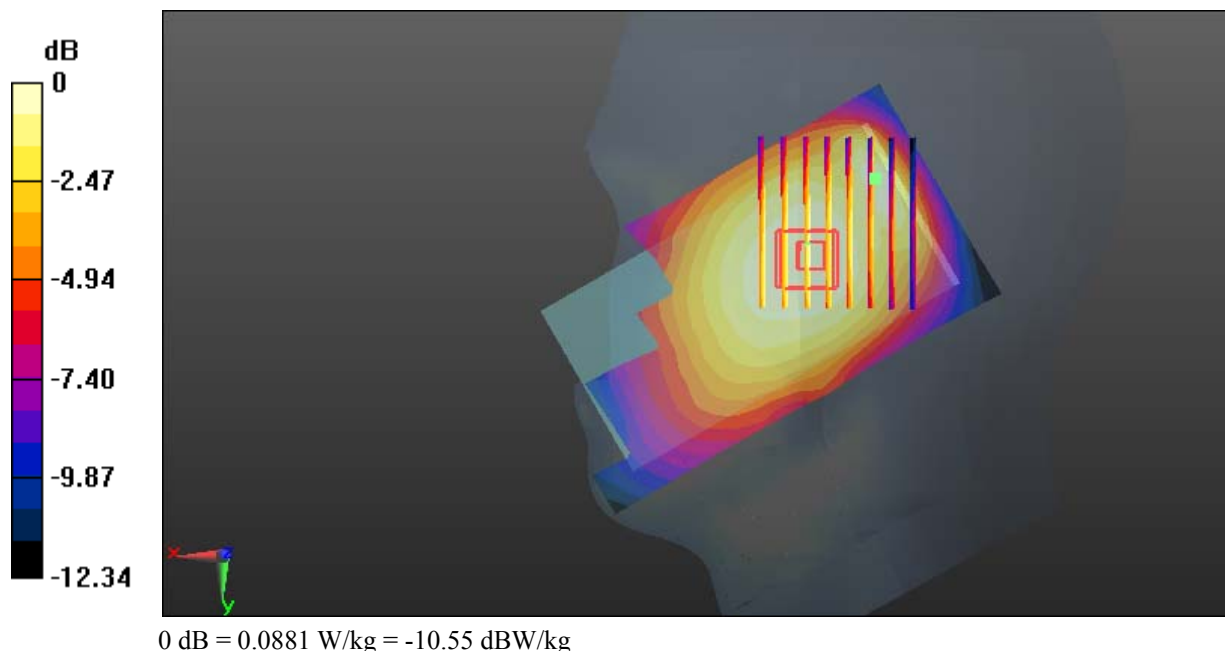
Zoom Scan (8x9x7)/Cube 0: Measurement grid: dx=8mm, dy=8mm, dz=5mm

Reference Value = 7.617 V/m; Power Drift = -0.19 dB

Peak SAR (extrapolated) = 0.0940 W/kg

SAR(1 g) = 0.077 W/kg; SAR(10 g) = 0.063 W/kg

Maximum value of SAR (measured) = 0.0881 W/kg



Test Plot 116#: LTE Band 12&17_Head Right Tilt_Middle_50%RB**DUT: Mobile Phone; Type: M50L; Serial: 18092900320**

Communication System: Generic FDD-LTE; Frequency: 707.5 MHz; Duty Cycle: 1:1
Medium parameters used: $f = 707.5$ MHz; $\sigma = 0.884$ S/m; $\epsilon_r = 43.002$; $\rho = 1000$ kg/m³ ;
Phantom section: Right Section

DASY5 Configuration:

- Probe: EX3DV4 - SN7441; ConvF(9.98, 9.98, 9.98); Calibrated: 2017/11/2;
- Sensor-Surface: 1.4mm (Mechanical Surface Detection)
- Electronics: DAE3 Sn471; Calibrated: 2017/10/23
- Phantom: SAM (30deg probe tilt) with CRP v5.0_20150321; Type: QD000P40CD; Serial: TP:1874
- Measurement SW: DASY52, Version 52.8 (8);

Area Scan (111x61x1): Interpolated grid: dx=1.500 mm, dy=1.500 mm

Maximum value of SAR (interpolated) = 0.0777 W/kg

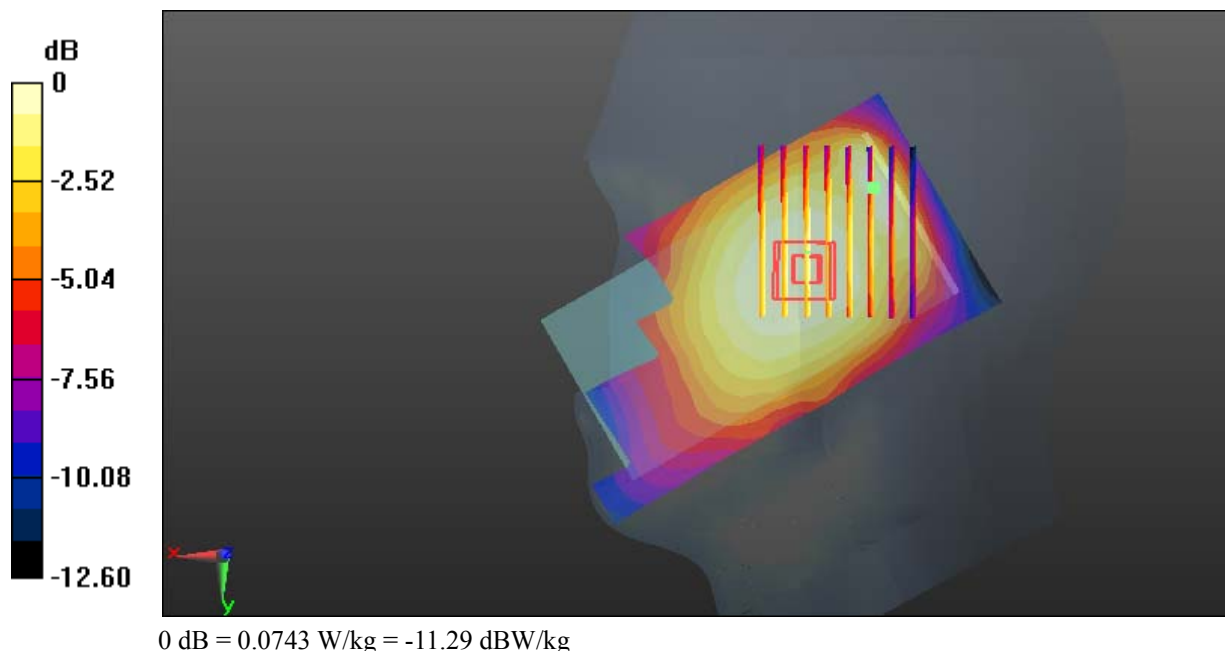
Zoom Scan (8x9x7)/Cube 0: Measurement grid: dx=8mm, dy=8mm, dz=5mm

Reference Value = 6.719 V/m; Power Drift = 0.12 dB

Peak SAR (extrapolated) = 0.0790 W/kg

SAR(1 g) = 0.066 W/kg; SAR(10 g) = 0.055 W/kg

Maximum value of SAR (measured) = 0.0743 W/kg



Test Plot 117#: LTE Band 12&17_Body Back_Middle_1RB**DUT: Mobile Phone; Type: M50L; Serial: 18092900320**

Communication System: Generic FDD-LTE; Frequency: 707.5 MHz; Duty Cycle: 1:1
Medium parameters used: $f = 707.5$ MHz; $\sigma = 0.961$ S/m; $\epsilon_r = 55.062$; $\rho = 1000$ kg/m³ ;
Phantom section: Flat Section

DASY5 Configuration:

- Probe: EX3DV4 - SN7441; ConvF(9.95, 9.95, 9.95); Calibrated: 2017/11/2;
- Sensor-Surface: 1.4mm (Mechanical Surface Detection)
- Electronics: DAE3 Sn471; Calibrated: 2017/10/23
- Phantom: SAM (30deg probe tilt) with CRP v5.0_20150321; Type: QD000P40CD; Serial: TP:1874
- Measurement SW: DASY52, Version 52.8 (8);

Area Scan (61x111x1): Interpolated grid: dx=1.500 mm, dy=1.500 mm

Maximum value of SAR (interpolated) = 0.150 W/kg

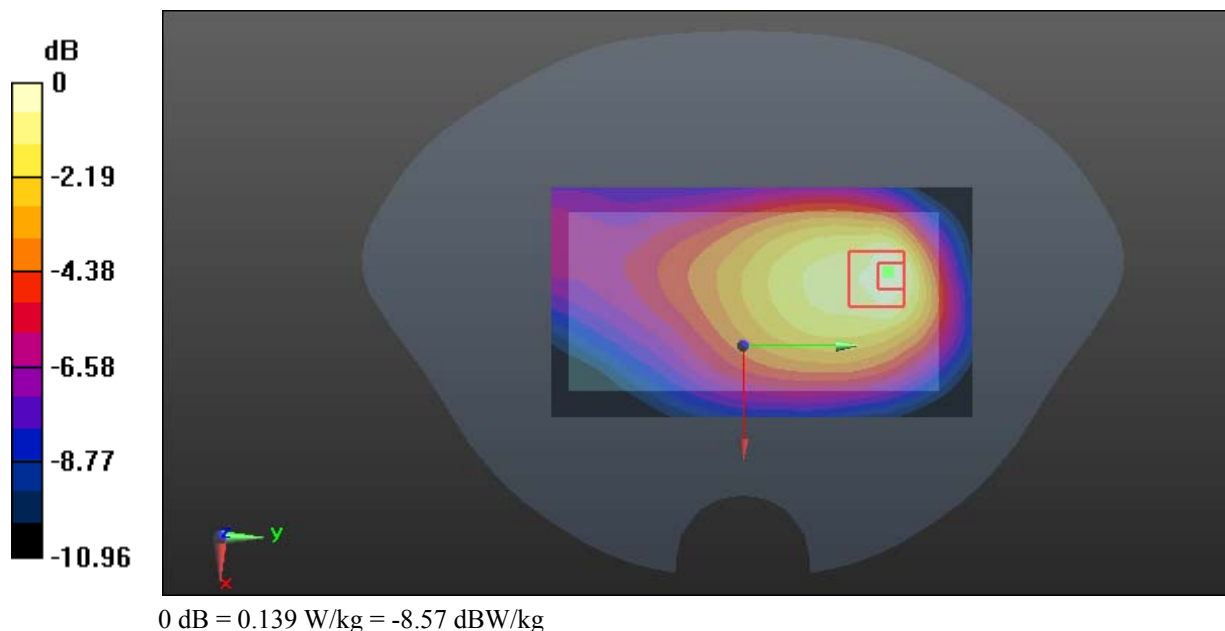
Zoom Scan (5x5x7)/Cube 0: Measurement grid: dx=8mm, dy=8mm, dz=5mm

Reference Value = 8.446 V/m; Power Drift = 0.12 dB

Peak SAR (extrapolated) = 0.200 W/kg

SAR(1 g) = 0.128 W/kg; SAR(10 g) = 0.086 W/kg

Maximum value of SAR (measured) = 0.139 W/kg



Test Plot 118#: LTE Band 12&17_Body Back_Middle_50%RB**DUT: Mobile Phone; Type: M50L; Serial: 18092900320**

Communication System: Generic FDD-LTE; Frequency: 707.5 MHz; Duty Cycle: 1:1
Medium parameters used: $f = 707.5$ MHz; $\sigma = 0.961$ S/m; $\epsilon_r = 55.062$; $\rho = 1000$ kg/m³ ;
Phantom section: Flat Section

DASY5 Configuration:

- Probe: EX3DV4 - SN7441; ConvF(9.95, 9.95, 9.95); Calibrated: 2017/11/2;
- Sensor-Surface: 1.4mm (Mechanical Surface Detection)
- Electronics: DAE3 Sn471; Calibrated: 2017/10/23
- Phantom: SAM (30deg probe tilt) with CRP v5.0_20150321; Type: QD000P40CD; Serial: TP:1874
- Measurement SW: DASY52, Version 52.8 (8);

Area Scan (61x111x1): Interpolated grid: dx=1.500 mm, dy=1.500 mm

Maximum value of SAR (interpolated) = 0.129 W/kg

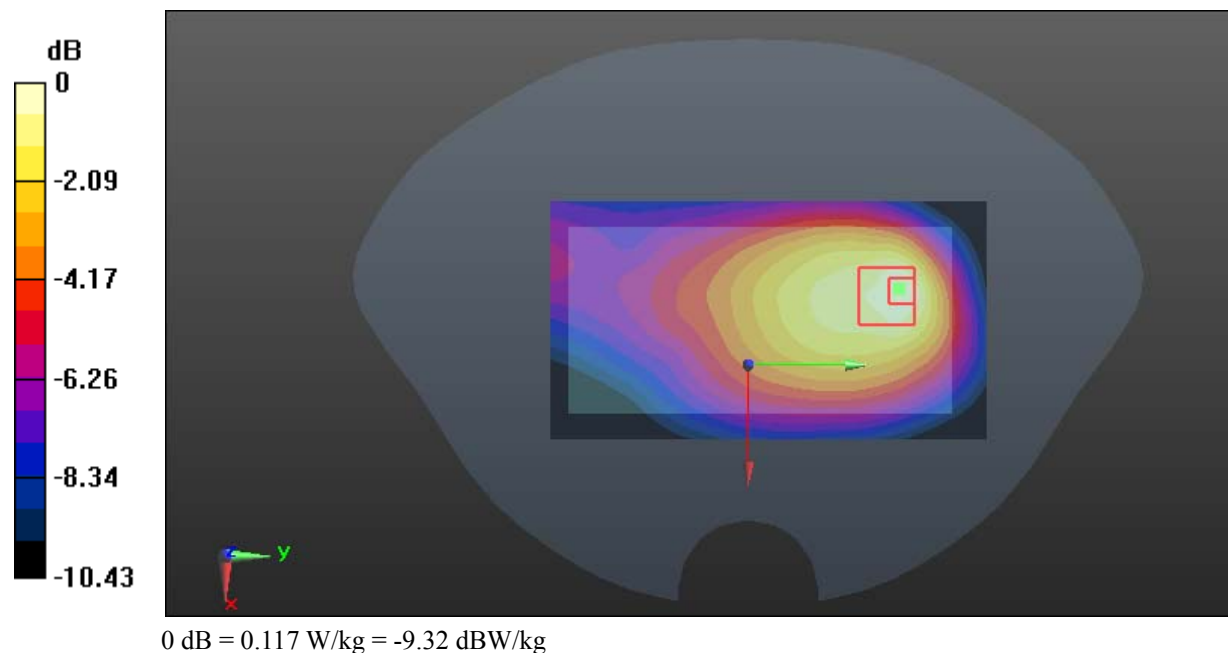
Zoom Scan (5x5x7)/Cube 0: Measurement grid: dx=8mm, dy=8mm, dz=5mm

Reference Value = 7.843 V/m; Power Drift = -0.07 dB

Peak SAR (extrapolated) = 0.167 W/kg

SAR(1 g) = 0.108 W/kg; SAR(10 g) = 0.073 W/kg

Maximum value of SAR (measured) = 0.117 W/kg



Test Plot 119#: LTE Band 12&17_Body Left_Middle_1RB**DUT: Mobile Phone; Type: M50L; Serial: 18092900320**

Communication System: Generic FDD-LTE; Frequency: 707.5 MHz; Duty Cycle: 1:1
Medium parameters used: $f = 707.5$ MHz; $\sigma = 0.961$ S/m; $\epsilon_r = 55.062$; $\rho = 1000$ kg/m³ ;
Phantom section: Flat Section

DASY5 Configuration:

- Probe: EX3DV4 - SN7441; ConvF(9.95, 9.95, 9.95); Calibrated: 2017/11/2;
- Sensor-Surface: 1.4mm (Mechanical Surface Detection)
- Electronics: DAE3 Sn471; Calibrated: 2017/10/23
- Phantom: SAM (30deg probe tilt) with CRP v5.0_20150321; Type: QD000P40CD; Serial: TP:1874
- Measurement SW: DASY52, Version 52.8 (8);

Area Scan (41x111x1): Interpolated grid: dx=1.500 mm, dy=1.500 mm

Maximum value of SAR (interpolated) = 0.106 W/kg

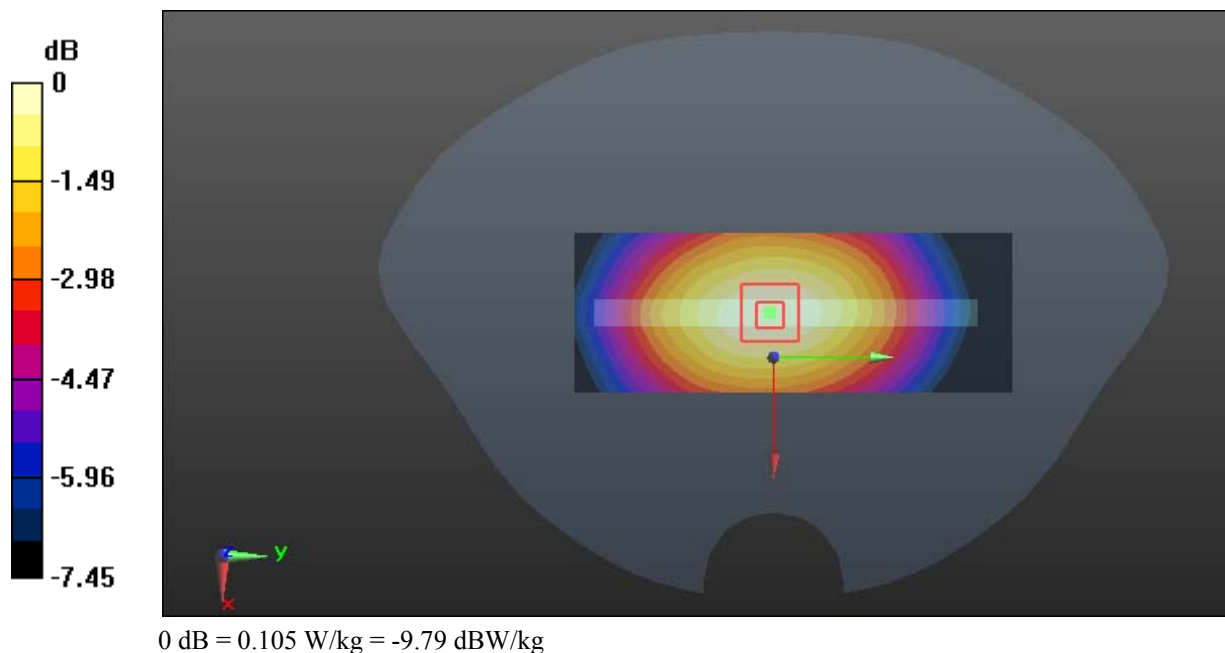
Zoom Scan (5x5x7)/Cube 0: Measurement grid: dx=8mm, dy=8mm, dz=5mm

Reference Value = 9.492 V/m; Power Drift = 0.01 dB

Peak SAR (extrapolated) = 0.116 W/kg

SAR(1 g) = 0.084 W/kg; SAR(10 g) = 0.063 W/kg

Maximum value of SAR (measured) = 0.105 W/kg



Test Plot 120#: LTE Band 12&17_Body Left_Middle_50%RB**DUT: Mobile Phone; Type: M50L; Serial: 18092900320**

Communication System: Generic FDD-LTE; Frequency: 707.5 MHz; Duty Cycle: 1:1
Medium parameters used: $f = 707.5$ MHz; $\sigma = 0.961$ S/m; $\epsilon_r = 55.062$; $\rho = 1000$ kg/m³ ;
Phantom section: Flat Section

DASY5 Configuration:

- Probe: EX3DV4 - SN7441; ConvF(9.95, 9.95, 9.95); Calibrated: 2017/11/2;
- Sensor-Surface: 1.4mm (Mechanical Surface Detection)
- Electronics: DAE3 Sn471; Calibrated: 2017/10/23
- Phantom: SAM (30deg probe tilt) with CRP v5.0_20150321; Type: QD000P40CD; Serial: TP:1874
- Measurement SW: DASY52, Version 52.8 (8);

Area Scan (41x111x1): Interpolated grid: dx=1.500 mm, dy=1.500 mm

Maximum value of SAR (interpolated) = 0.0828 W/kg

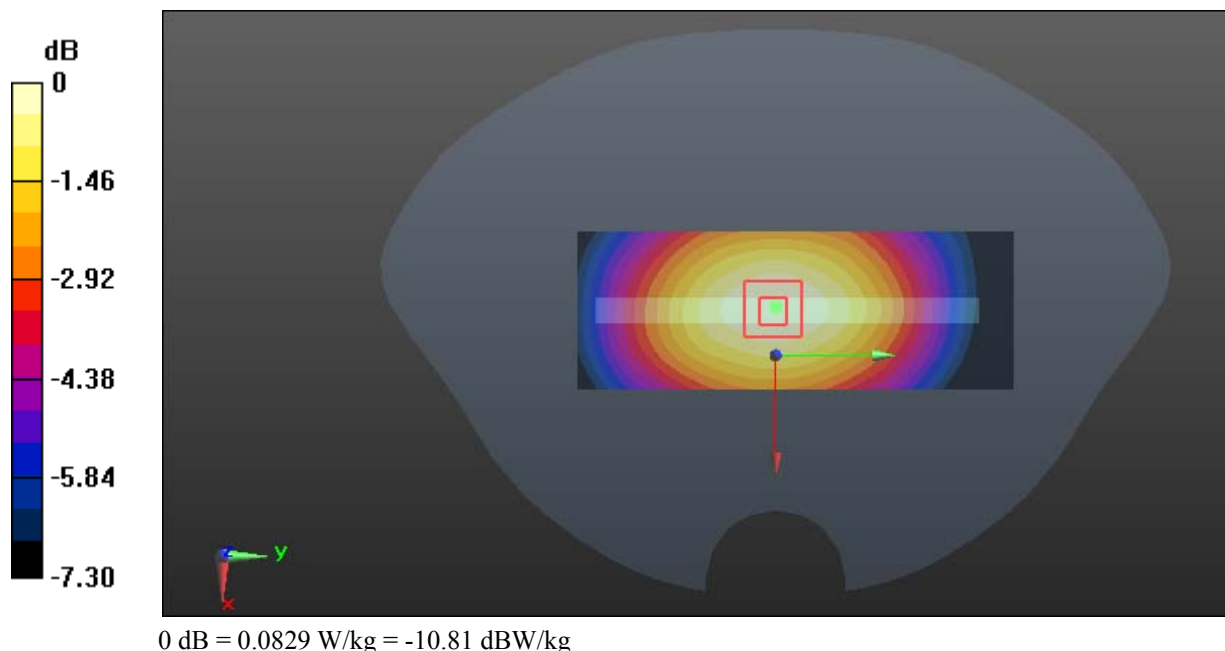
Zoom Scan (5x5x7)/Cube 0: Measurement grid: dx=8mm, dy=8mm, dz=5mm

Reference Value = 8.529 V/m; Power Drift = -0.07 dB

Peak SAR (extrapolated) = 0.0920 W/kg

SAR(1 g) = 0.067 W/kg; SAR(10 g) = 0.050 W/kg

Maximum value of SAR (measured) = 0.0829 W/kg



Test Plot 121#: LTE Band 12&17_Body Bottom_Middle_1RB**DUT: Mobile Phone; Type: M50L; Serial: 18092900320**

Communication System: Generic FDD-LTE; Frequency: 707.5 MHz; Duty Cycle: 1:1
Medium parameters used: $f = 707.5$ MHz; $\sigma = 0.961$ S/m; $\epsilon_r = 55.062$; $\rho = 1000$ kg/m³ ;
Phantom section: Flat Section

DASY5 Configuration:

- Probe: EX3DV4 - SN7441; ConvF(9.95, 9.95, 9.95); Calibrated: 2017/11/2;
- Sensor-Surface: 1.4mm (Mechanical Surface Detection)
- Electronics: DAE3 Sn471; Calibrated: 2017/10/23
- Phantom: SAM (30deg probe tilt) with CRP v5.0_20150321; Type: QD000P40CD; Serial: TP:1874
- Measurement SW: DASY52, Version 52.8 (8);

Area Scan (51x71x1): Interpolated grid: dx=1.500 mm, dy=1.500 mm

Maximum value of SAR (interpolated) = 0.0651 W/kg

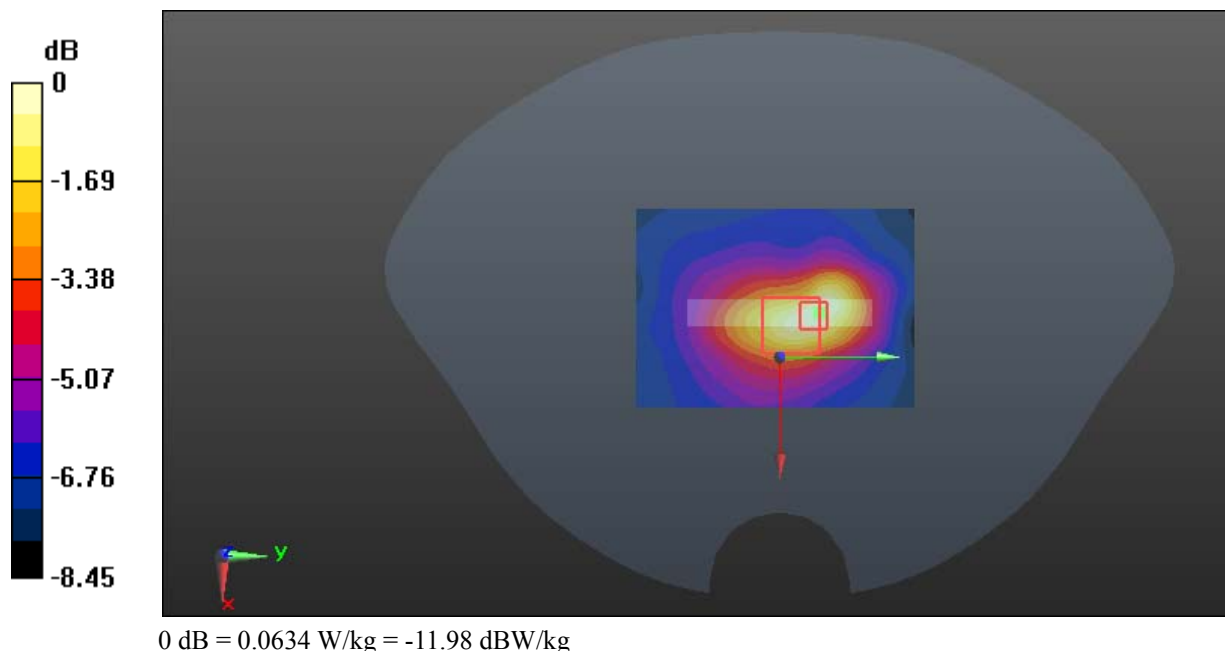
Zoom Scan (6x6x7)/Cube 0: Measurement grid: dx=8mm, dy=8mm, dz=5mm

Reference Value = 6.419 V/m; Power Drift = -0.16 dB

Peak SAR (extrapolated) = 0.0870 W/kg

SAR(1 g) = 0.037 W/kg; SAR(10 g) = 0.022 W/kg

Maximum value of SAR (measured) = 0.0634 W/kg



Test Plot 122#: LTE Band 12&17_Body Bottom_Middle_50%RB

DUT: Mobile Phone; Type: M50L; Serial: 18092900320

Communication System: Generic FDD-LTE; Frequency: 707.5 MHz; Duty Cycle: 1:1
 Medium parameters used: $f = 707.5 \text{ MHz}$; $\sigma = 0.961 \text{ S/m}$; $\epsilon_r = 55.062$; $\rho = 1000 \text{ kg/m}^3$;
 Phantom section: Flat Section

DASY5 Configuration:

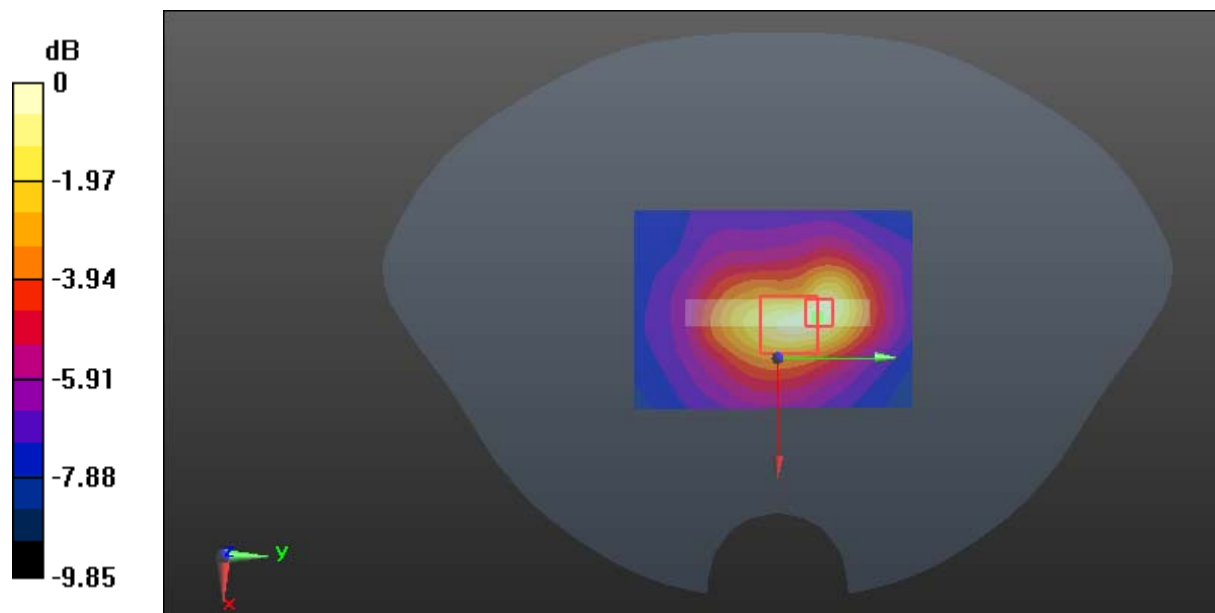
- Probe: EX3DV4 - SN7441; ConvF(9.95, 9.95, 9.95); Calibrated: 2017/11/2;
- Sensor-Surface: 1.4mm (Mechanical Surface Detection)
- Electronics: DAE3 Sn471; Calibrated: 2017/10/23
- Phantom: SAM (30deg probe tilt) with CRP v5.0_20150321; Type: QD000P40CD; Serial: TP:1874
- Measurement SW: DASY52, Version 52.8 (8);

Area Scan (51x71x1): Interpolated grid: $dx=1.500 \text{ mm}$, $dy=1.500 \text{ mm}$
 Maximum value of SAR (interpolated) = 0.0484 W/kg

Zoom Scan (6x6x7)/Cube 0: Measurement grid: $dx=8\text{mm}$, $dy=8\text{mm}$, $dz=5\text{mm}$
 Reference Value = 5.495 V/m ; Power Drift = -0.18 dB
 Peak SAR (extrapolated) = 0.0690 W/kg

SAR(1 g) = 0.031 W/kg; SAR(10 g) = 0.019 W/kg

Maximum value of SAR (measured) = 0.0501 W/kg



0 dB = 0.0501 W/kg = -13.00 dBW/kg

Test Plot 123#: WLAN 2.4G Mode B_Head Left Cheek_Middle**DUT: Mobile Phone; Type: M50L; Serial: 18092900320**

Communication System: IEEE 802.11b WiFi 2.4 GHz; Frequency: 2437 MHz; Duty Cycle: 1:1

Medium parameters used: $f = 2437$ MHz; $\sigma = 1.769$ S/m; $\epsilon_r = 40.164$; $\rho = 1000$ kg/m³

Phantom section: Left Section

DASY5 Configuration:

- Probe: EX3DV4 - SN7441; ConvF(7.34, 7.34, 7.34); Calibrated: 2017/11/2;
- Sensor-Surface: 1.4mm (Mechanical Surface Detection)
- Electronics: DAE3 Sn471; Calibrated: 2017/10/23
- Phantom: SAM (30deg probe tilt) with CRP v5.0_20150321; Type: QD000P40CD; Serial: TP:1874
- Measurement SW: DASY52, Version 52.8 (8);

Area Scan (131x81x1): Interpolated grid: dx=1.200 mm, dy=1.200 mm

Maximum value of SAR (interpolated) = 1.05 W/kg

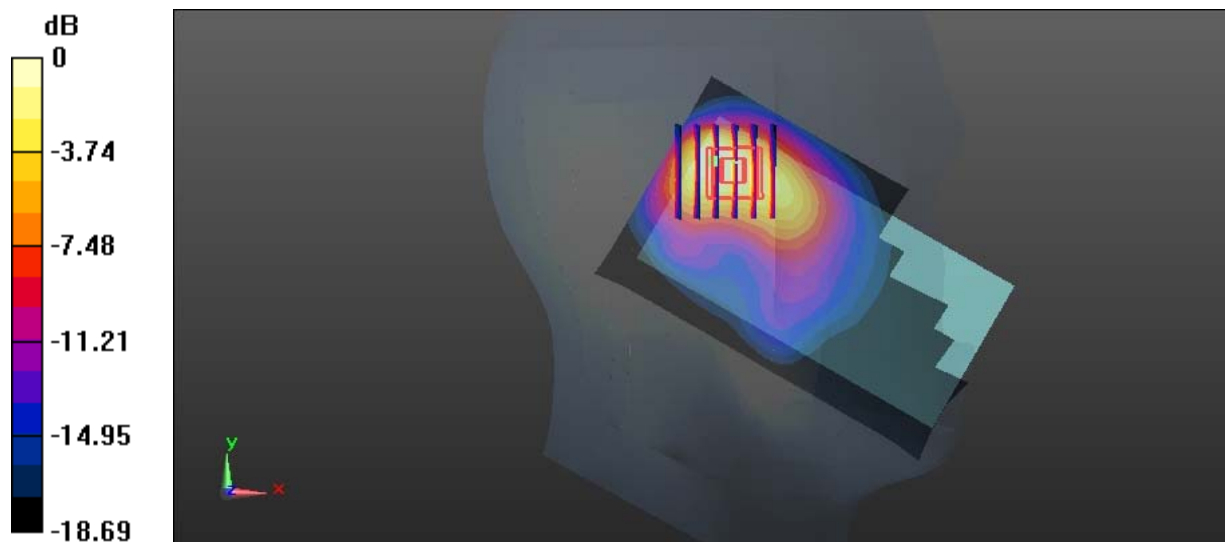
Zoom Scan (6x6x7)/Cube 0: Measurement grid: dx=8mm, dy=8mm, dz=5mm

Reference Value = 11.96 V/m; Power Drift = 0.12 dB

Peak SAR (extrapolated) = 1.13 W/kg

SAR(1 g) = 0.525 W/kg; SAR(10 g) = 0.263 W/kg

Maximum value of SAR (measured) = 0.778 W/kg



0 dB = 0.778 W/kg = -1.09 dBW/kg

Test Plot 124#: WLAN 2.4G Mode B_Head Left Tilt_Middle

DUT: Mobile Phone; Type: M50L; Serial: 18092900320

Communication System: IEEE 802.11b WiFi 2.4 GHz; Frequency: 2437 MHz; Duty Cycle: 1:1

Medium parameters used: $f = 2437 \text{ MHz}$; $\sigma = 1.769 \text{ S/m}$; $\epsilon_r = 40.164$; $\rho = 1000 \text{ kg/m}^3$

Phantom section: Left Section

DASY5 Configuration:

- Probe: EX3DV4 - SN7441; ConvF(7.34, 7.34, 7.34); Calibrated: 2017/11/2;
- Sensor-Surface: 1.4mm (Mechanical Surface Detection)
- Electronics: DAE3 Sn471; Calibrated: 2017/10/23
- Phantom: SAM (30deg probe tilt) with CRP v5.0_20150321; Type: QD000P40CD; Serial: TP:1874
- Measurement SW: DASY52, Version 52.8 (8);

Area Scan (131x81x1): Interpolated grid: $dx=1.200 \text{ mm}$, $dy=1.200 \text{ mm}$

Maximum value of SAR (interpolated) = 0.941 W/kg


Zoom Scan (5x5x7)/Cube 0: Measurement grid: $dx=8\text{mm}$, $dy=8\text{mm}$, $dz=5\text{mm}$

Reference Value = 12.07 V/m; Power Drift = 0.09 dB

Peak SAR (extrapolated) = 0.964 W/kg

SAR(1 g) = 0.428 W/kg; SAR(10 g) = 0.218 W/kg

Maximum value of SAR (measured) = 0.666 W/kg



0 dB = 0.666 W/kg = -1.77 dBW/kg

Test Plot 125#: WLAN 2.4G Mode B_Head Right Cheek_Middle**DUT: Mobile Phone; Type: M50L; Serial: 18092900320**

Communication System: IEEE 802.11b WiFi 2.4 GHz; Frequency: 2437 MHz; Duty Cycle: 1:1

Medium parameters used: $f = 2437$ MHz; $\sigma = 1.769$ S/m; $\epsilon_r = 40.164$; $\rho = 1000$ kg/m³

Phantom section: Right Section

DASY5 Configuration:

- Probe: EX3DV4 - SN7441; ConvF(7.34, 7.34, 7.34); Calibrated: 2017/11/2;
- Sensor-Surface: 1.4mm (Mechanical Surface Detection)
- Electronics: DAE3 Sn471; Calibrated: 2017/10/23
- Phantom: SAM (30deg probe tilt) with CRP v5.0_20150321; Type: QD000P40CD; Serial: TP:1874
- Measurement SW: DASY52, Version 52.8 (8);

Area Scan (131x81x1): Interpolated grid: dx=1.200 mm, dy=1.200 mm

Maximum value of SAR (interpolated) = 0.754 W/kg


Zoom Scan (6x6x7)/Cube 0: Measurement grid: dx=8mm, dy=8mm, dz=5mm

Reference Value = 14.40 V/m; Power Drift = -0.03 dB

Peak SAR (extrapolated) = 0.830 W/kg

SAR(1 g) = 0.442 W/kg; SAR(10 g) = 0.245 W/kg

Maximum value of SAR (measured) = 0.655 W/kg



0 dB = 0.655 W/kg = -1.84 dBW/kg

Test Plot 126#: WLAN 2.4G Mode B_Head Right Tilt_Middle**DUT: Mobile Phone; Type: M50L; Serial: 18092900320**

Communication System: IEEE 802.11b WiFi 2.4 GHz; Frequency: 2437 MHz; Duty Cycle: 1:1

Medium parameters used: $f = 2437$ MHz; $\sigma = 1.769$ S/m; $\epsilon_r = 40.164$; $\rho = 1000$ kg/m³

Phantom section: Right Section

DASY5 Configuration:

- Probe: EX3DV4 - SN7441; ConvF(7.34, 7.34, 7.34); Calibrated: 2017/11/2;
- Sensor-Surface: 1.4mm (Mechanical Surface Detection)
- Electronics: DAE3 Sn471; Calibrated: 2017/10/23
- Phantom: SAM (30deg probe tilt) with CRP v5.0_20150321; Type: QD000P40CD; Serial: TP:1874
- Measurement SW: DASY52, Version 52.8 (8);

Area Scan (131x81x1): Interpolated grid: dx=1.200 mm, dy=1.200 mm

Maximum value of SAR (interpolated) = 0.663 W/kg

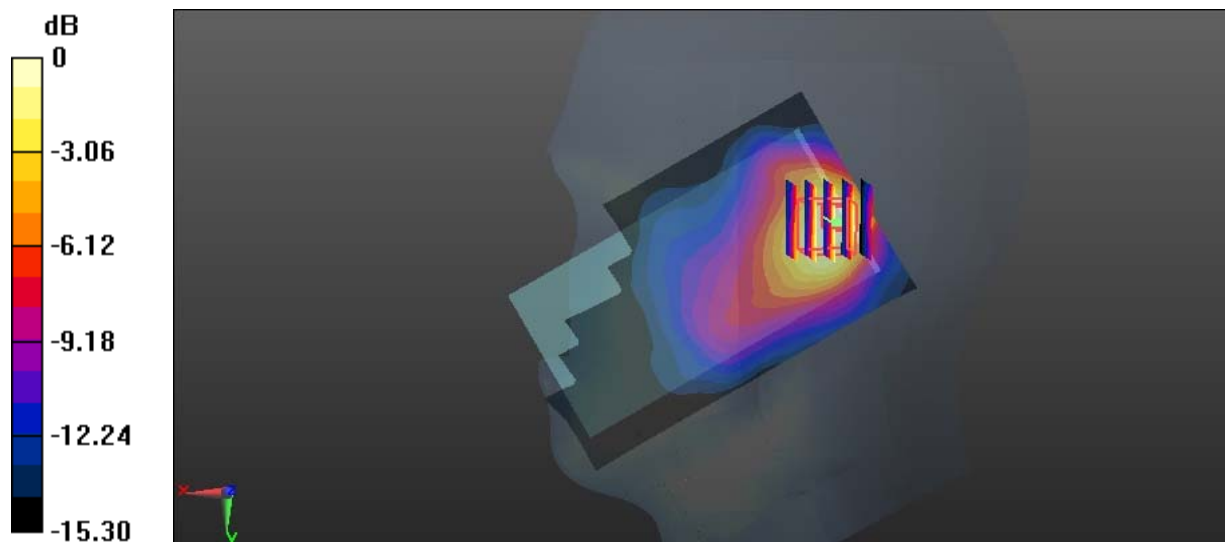
Zoom Scan (5x5x7)/Cube 0: Measurement grid: dx=8mm, dy=8mm, dz=5mm

Reference Value = 13.30 V/m; Power Drift = 0.09 dB

Peak SAR (extrapolated) = 0.718 W/kg

SAR(1 g) = 0.349 W/kg; SAR(10 g) = 0.186 W/kg

Maximum value of SAR (measured) = 0.532 W/kg



0 dB = 0.532 W/kg = -2.74 dBW/kg

Test Plot 127#: WLAN 2.4G Mode B_Body Back_Middle**DUT: Mobile Phone; Type: M50L; Serial: 18092900320**

Communication System: IEEE 802.11b WiFi 2.4 GHz; Frequency: 2437 MHz; Duty Cycle: 1:1

Medium parameters used: $f = 2437$ MHz; $\sigma = 1.943$ S/m; $\epsilon_r = 54.216$; $\rho = 1000$ kg/m³

Phantom section: Flat Section

DASY5 Configuration:

- Probe: EX3DV4 - SN7441; ConvF(7.4, 7.4, 7.4); Calibrated: 2017/11/2;
- Sensor-Surface: 1.4mm (Mechanical Surface Detection)
- Electronics: DAE3 Sn471; Calibrated: 2017/10/23
- Phantom: SAM (30deg probe tilt) with CRP v5.0_20150321; Type: QD000P40CD; Serial: TP:1874
- Measurement SW: DASY52, Version 52.8 (8);

Area Scan (81x141x1): Interpolated grid: dx=1.200 mm, dy=1.200 mm

Maximum value of SAR (interpolated) = 0.247 W/kg

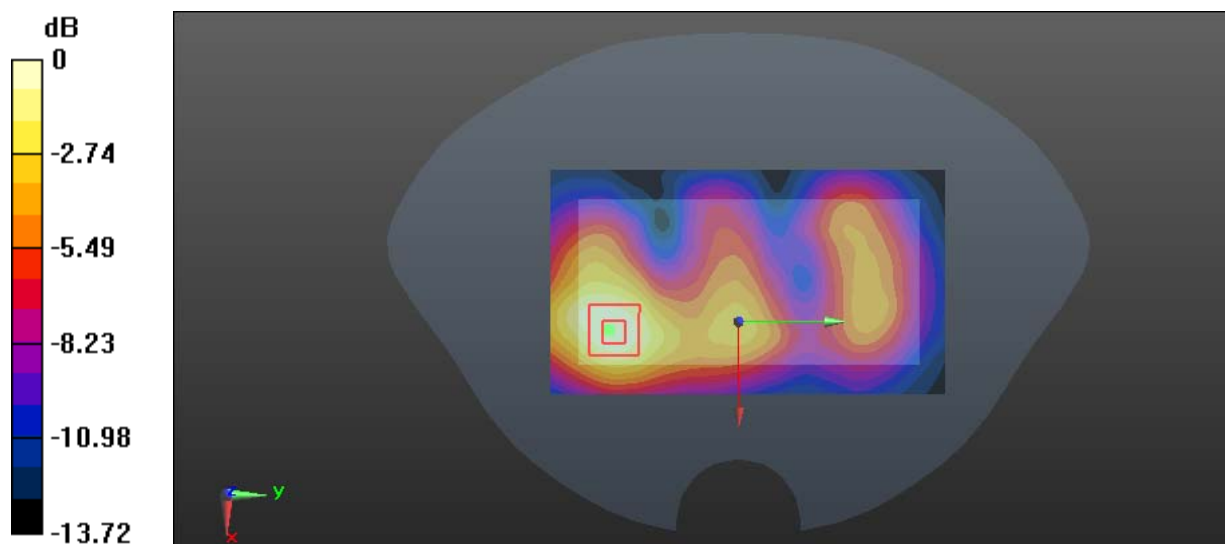
Zoom Scan (5x5x7)/Cube 0: Measurement grid: dx=8mm, dy=8mm, dz=5mm

Reference Value = 5.827 V/m; Power Drift = -0.07 dB

Peak SAR (extrapolated) = 0.285 W/kg

SAR(1 g) = 0.164 W/kg; SAR(10 g) = 0.095 W/kg

Maximum value of SAR (measured) = 0.238 W/kg



0 dB = 0.238 W/kg = -6.23 dBW/kg

Test Plot 128#: WLAN 2.4G Mode B_Body Right_Middle**DUT: Mobile Phone; Type: M50L; Serial: 18092900320**

Communication System: IEEE 802.11b WiFi 2.4 GHz; Frequency: 2437 MHz; Duty Cycle: 1:1

Medium parameters used: $f = 2437$ MHz; $\sigma = 1.943$ S/m; $\epsilon_r = 54.216$; $\rho = 1000$ kg/m³

Phantom section: Flat Section

DASY5 Configuration:

- Probe: EX3DV4 - SN7441; ConvF(7.4, 7.4, 7.4); Calibrated: 2017/11/2;
- Sensor-Surface: 1.4mm (Mechanical Surface Detection)
- Electronics: DAE3 Sn471; Calibrated: 2017/10/23
- Phantom: SAM (30deg probe tilt) with CRP v5.0_20150321; Type: QD000P40CD; Serial: TP:1874
- Measurement SW: DASY52, Version 52.8 (8);

Area Scan (61x141x1): Interpolated grid: dx=1.200 mm, dy=1.200 mm

Maximum value of SAR (interpolated) = 0.232 W/kg

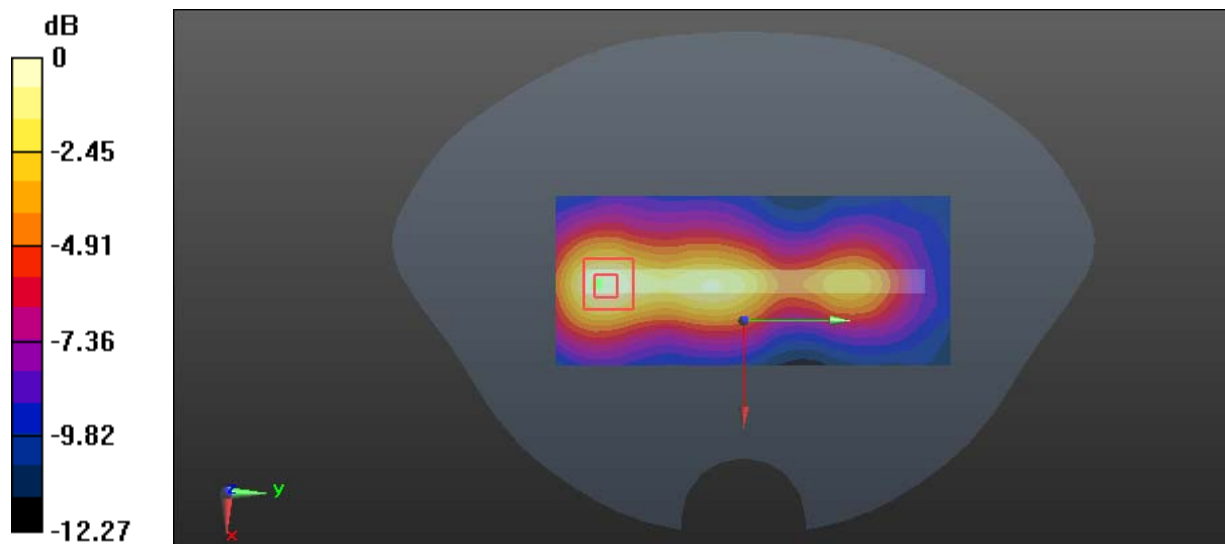
Zoom Scan (5x5x7)/Cube 0: Measurement grid: dx=8mm, dy=8mm, dz=5mm

Reference Value = 7.822 V/m; Power Drift = 0.02 dB

Peak SAR (extrapolated) = 0.287 W/kg

SAR(1 g) = 0.155 W/kg; SAR(10 g) = 0.087 W/kg

Maximum value of SAR (measured) = 0.232 W/kg



0 dB = 0.232 W/kg = -6.35 dBW/kg

Test Plot 129#: WLAN 2.4G Mode B_Body Top_Middle**DUT: Mobile Phone; Type: M50L; Serial: 18092900320**

Communication System: IEEE 802.11b WiFi 2.4 GHz; Frequency: 2437 MHz; Duty Cycle: 1:1

Medium parameters used: $f = 2437$ MHz; $\sigma = 1.943$ S/m; $\epsilon_r = 54.216$; $\rho = 1000$ kg/m³

Phantom section: Flat Section

DASY5 Configuration:

- Probe: EX3DV4 - SN7441; ConvF(7.4, 7.4, 7.4); Calibrated: 2017/11/2;
- Sensor-Surface: 1.4mm (Mechanical Surface Detection)
- Electronics: DAE3 Sn471; Calibrated: 2017/10/23
- Phantom: SAM (30deg probe tilt) with CRP v5.0_20150321; Type: QD000P40CD; Serial: TP:1874
- Measurement SW: DASY52, Version 52.8 (8);

Area Scan (61x91x1): Interpolated grid: dx=1.200 mm, dy=1.200 mm

Maximum value of SAR (interpolated) = 0.188 W/kg

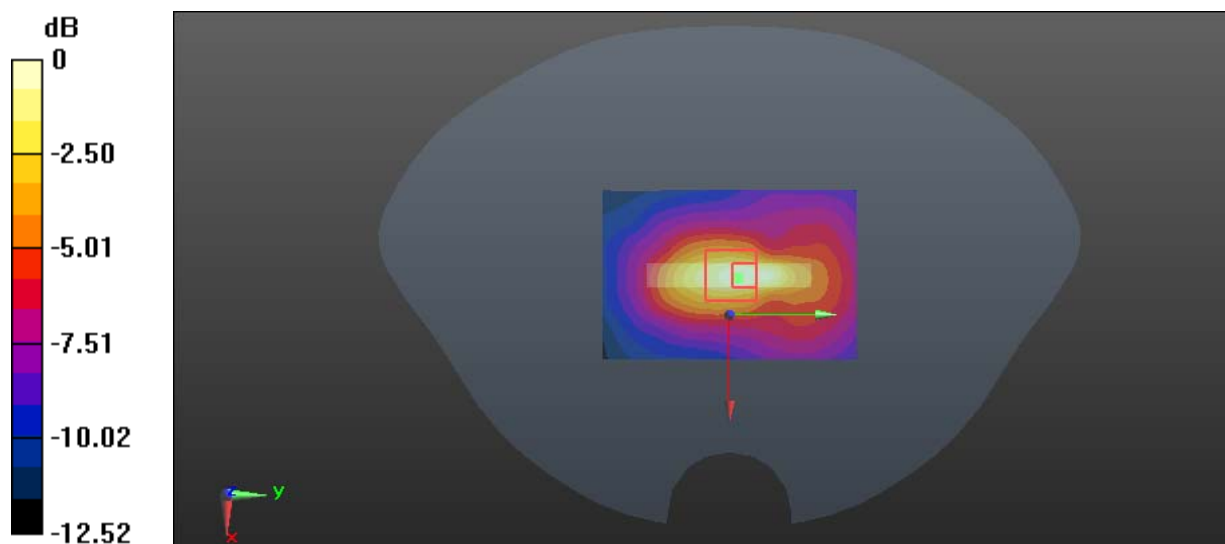
Zoom Scan (5x5x7)/Cube 0: Measurement grid: dx=8mm, dy=8mm, dz=5mm

Reference Value = 8.190 V/m; Power Drift = -0.10 dB

Peak SAR (extrapolated) = 0.238 W/kg

SAR(1 g) = 0.114 W/kg; SAR(10 g) = 0.063 W/kg

Maximum value of SAR (measured) = 0.191 W/kg



0 dB = 0.191 W/kg = -7.19 dBW/kg