

FPC SECURITY CORP
User Manual

VIS-8005

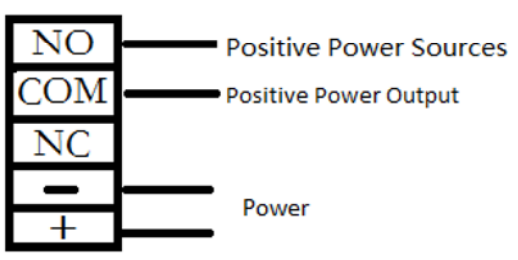
wireless remote control switch

Please read this manual thoroughly before operating the unit, and keep it for further reference.


- 一. Learn Mode – Press and hold the channel Switch for three seconds or more.
- 二. LED INDICATION
 - 1. One Flash- A transmitter button code was learned, or receiver channel is in 4 second timed output mode.
 - 2. Two Flashes- All previously learned transmitter button were deleted, or receiver channel is in toggle output mode.
 - 3. Three Flashes- Receiver channel is in latched output mode.
 - 4. Four Flashes- Receiver channel is in Validity mode.
 - 5. Five Flashes- Receiver Channel is in 1- second timed output mode.

三. Sample Applications:

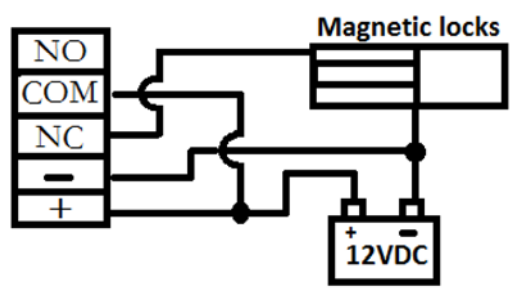
Positive Output



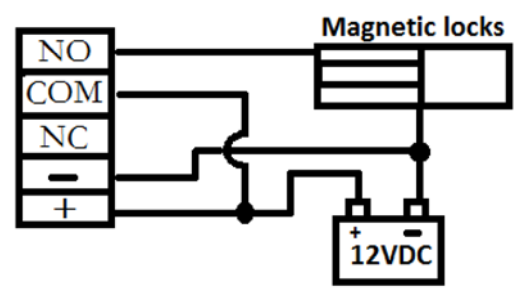
Negative Output



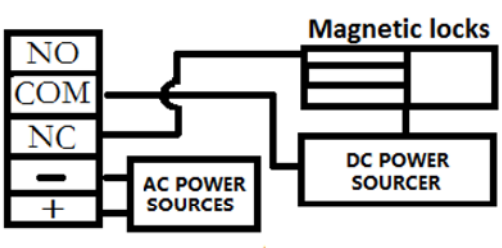
Typical N.C. Application



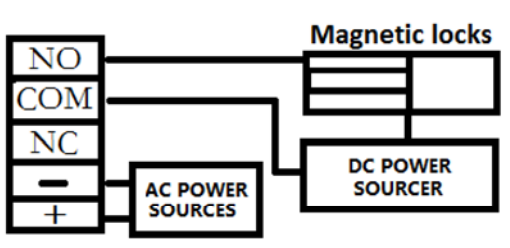
Typical N.O. Application



N.C. Application with Independent Power Sources



N.O. Application with Independent Power Sources



FCC NOTE:
 This device complies with Part 15 of the FCC Rules. Operation is subject to the following two conditions: (1) this device may not cause harmful interference, and (2) this device must accept any interference received, including interference that may cause undesired operation.
 THE MANUFACTURER IS NOT RESPONSIBLE FOR ANY RADIO OR TV INTERFERENCE CAUSED BY UNAUTHORIZED MODIFICATIONS OR CHANGE TO THIS EQUIPMENT. SUCH MODIFICATIONS OR CHANGE COULD VOID THE USER'S AUTHORITY TO OPERATE THE EQUIPMENT.