

FCC Test Report

FCC ID : 2ADVHWF20A
Equipment : Dino-Lite CONNECT
Brand Name : AnMo, Dino-Lite
Model Name : WF-20
Applicant : AnMo Electronics Corporation
5F-1, No.76, Sec.2, Tung-Da Road, Hsinchu 300, Taiwan
Manufacturer : AnMo Electronics Corporation
17F, No.97, Sec.4, ChongHsin Rd., Sanchong Dist., New
Taipei City 24161, Taiwan
Standard : 47 CFR FCC Part 15.247

The product was received on Jul. 18, 2018, and testing was started from Jul. 27, 2018 and completed on Jul. 31, 2018. . We, SPORTON INTERNATIONAL INC. EMC & Wireless Communications Laboratory, would like to declare that the tested sample has been evaluated in accordance with the procedures given in ANSI C63.10-2013 and shown compliance with the applicable technical standards.

The report must not be used by the client to claim product certification, approval, or endorsement by TAF or any agency of government.

The test results in this report apply exclusively to the tested model / sample. Without written approval of SPORTON INTERNATIONAL INC. EMC & Wireless Communications Laboratory, the test report shall not be reproduced except in full.



Approved by: Allen Lin

SPORTON INTERNATIONAL INC. EMC & Wireless Communications Laboratory

No. 52, Huaya 1st Rd., Guishan Dist., Taoyuan City, Taiwan (R.O.C.)



Table of Contents

HISTORY OF THIS TEST REPORT3

SUMMARY OF TEST RESULT4

1 GENERAL DESCRIPTION5

1.1 Information.....5

1.2 Testing Applied Standards6

1.3 Testing Location Information.....6

1.4 Measurement Uncertainty6

2 TEST CONFIGURATION OF EUT7

2.1 Test Condition7

2.2 Test Channel Mode7

2.3 The Worst Case Measurement Configuration.....8

2.4 Accessories9

2.5 Support Equipment.....9

2.6 Test Setup Diagram10

3 TRANSMITTER TEST RESULT12

3.1 AC Power-line Conducted Emissions12

3.2 DTS Bandwidth13

3.3 Maximum Conducted Output Power14

3.4 Power Spectral Density16

3.5 Emissions in Non-restricted Frequency Bands17

3.6 Emissions in Restricted Frequency Bands.....18

4 TEST EQUIPMENT AND CALIBRATION DATA21

APPENDIX A. TEST RESULTS OF AC POWER-LINE CONDUCTED EMISSIONS

APPENDIX B. TEST RESULTS OF DTS BANDWIDTH

APPENDIX C. TEST RESULTS OF MAXIMUM CONDUCTED OUTPUT POWER

APPENDIX D. TEST RESULTS OF POWER SPECTRAL DENSITY

APPENDIX E. TEST RESULTS OF EMISSIONS IN NON-RESTRICTED FREQUENCY BANDS

APPENDIX F. TEST RESULTS OF EMISSIONS IN RESTRICTED FREQUENCY BANDS

APPENDIX G. TEST PHOTOS

PHOTOGRAPHS OF EUT V01



Summary of Test Result

Report Clause	Ref. Std. Clause	Test Items	Result (PASS/FAIL)	Remark
1.1.2	15.203	Antenna Requirement	PASS	FCC 15.203
3.1	15.207	AC Power-line Conducted Emissions	PASS	FCC 15.207
3.2	15.247(a)	DTS Bandwidth	PASS	≥500kHz
3.3	15.247(b)	Maximum Conducted Output Power	PASS	Power [dBm]: 30
3.4	15.247(e)	Power Spectral Density	PASS	PSD [dBm/3kHz]: 8
3.5	15.247(d)	Emissions in Non-restricted Frequency Bands	PASS	Non-Restricted Bands: > 30 dBc
3.6	15.247(d)	Emissions in Restricted Frequency Bands	PASS	Restricted Bands: FCC 15.209

Reviewed by: Jackson Tsai

Report Producer: Jenny Yang

1 General Description

1.1 Information

1.1.1 RF General Information

Frequency Range (MHz)	IEEE Std. 802.11	Ch. Frequency (MHz)	Channel Number
2400-2483.5	b, g, n (HT20)	2412-2462	1-11 [11]
2400-2483.5	n (HT40)	2422-2452	3-9 [7]

Band	Mode	BWch (MHz)	Nant
2.4-2.4835GHz	802.11b	20	1TX
2.4-2.4835GHz	802.11g	20	1TX
2.4-2.4835GHz	802.11n HT20	20	1TX
2.4-2.4835GHz	802.11n HT40	40	1TX

Note:

- 11b mode uses a combination of DSSS-DBPSK, DQPSK, CCK modulation.
- 11g, HT20 and HT40 use a combination of OFDM-BPSK, QPSK, 16QAM, 64QAM modulation.
- BWch is the nominal channel bandwidth.

1.1.2 Antenna Information

Ant.	Port	Brand	Model Name	Antenna Type	Connector	Gain (dBi)
1	1	Wieson	GY196HT701-001	PIFA antenna	i-Pex	-0.34

For 2.4GHz function:

For IEEE 802.11 b/g/n mode (1TX/1RX)

Only Ant.1 (port 1) can be used as transmitting/receiving antenna.

1.1.3 EUT Information

Operational Condition			
EUT Power Type	From host system		
EUT Function	<input checked="" type="checkbox"/> Point-to-multipoint	<input type="checkbox"/> Point-to-point	
Beamforming Function	<input type="checkbox"/> With beamforming	<input checked="" type="checkbox"/> Without beamforming	
Type of EUT			
<input checked="" type="checkbox"/> Stand-alone			
<input type="checkbox"/> Combined (EUT where the radio part is fully integrated within another device)			
	Combined Equipment - Brand Name / Model No.:	...	
<input type="checkbox"/> Plug-in radio (EUT intended for a variety of host systems)			
	Host System - Brand Name / Model No.:	...	
<input type="checkbox"/> Other:			

1.1.4 Mode Test Duty Cycle

Mode	DC	DCF(dB)	T(s)	VBW(Hz) ≥ 1/T
802.11b	0.976	0.106	8.419m	300
802.11g	0.866	0.625	1.398m	1k
802.11n HT20	0.86	0.655	1.311m	1k
802.11n HT40	0.727	1.385	650u	3k

1.2 Testing Applied Standards

According to the specifications of the manufacturer, the EUT must comply with the requirements of the following standards:

- ♦ 47 CFR FCC Part 15
- ♦ ANSI C63.10-2013
- ♦ KDB 558074 D01 v05

1.3 Testing Location Information

Testing Location		
<input checked="" type="checkbox"/>	HWA YA	ADD : No. 52, Huaya 1st Rd., Guishan Dist., Taoyuan City, Taiwan (R.O.C.) TEL : 886-3-327-3456 FAX : 886-3-327-0973
Test site Designation No. TW1190 with FCC.		
<input type="checkbox"/>	JHUBEI	ADD : No.8, Ln. 724, Bo'ai St., Zhubei City, Hsinchu County, Taiwan (R.O.C.) TEL : 886-3-656-9065 FAX : 886-3-656-9085
Test site Designation No. TW0006 with FCC.		

Test Condition	Test Site No.	Test Engineer	Test Environment	Test Date
RF Conducted	TH01-HY	Andy	24.5°C / 65%	27/Jul/2018
Radiated	03CH03-HY	Kevin	23.7°C / 53.6%	27/Jul/2018
AC Conduction	CO04-HY	Jeff	22.2°C / 51.8%	31/Jul/2018

1.4 Measurement Uncertainty

ISO/IEC 17025 requires that an estimate of the measurement uncertainties associated with the emissions test results be included in the report. The measurement uncertainties given below are based on a 95% confidence level (based on a coverage factor (k=2))

Test Items	Uncertainty	Remark
Conducted Emission (150kHz ~ 30MHz)	3.6 dB	Confidence levels of 95%
Radiated Emission (9kHz ~ 30MHz)	3.0 dB	Confidence levels of 95%
Radiated Emission (30MHz ~ 1,000MHz)	4.3 dB	Confidence levels of 95%
Radiated Emission (1GHz ~ 18GHz)	3.9 dB	Confidence levels of 95%
Radiated Emission (18GHz ~ 40GHz)	3.5 dB	Confidence levels of 95%
Conducted Emission	1.3 dB	Confidence levels of 95%
Temperature	0.7 °C	Confidence levels of 95%
Humidity	4 %	Confidence levels of 95%



2 Test Configuration of EUT

2.1 Test Condition

RF Conducted	Abbreviation	Remark
TnomVnom	Tnom	20°C
-	Vnom	3.7V

2.2 Test Channel Mode




Test Software Version	MT7603 QA V0.0.0.71
-----------------------	---------------------

Mode	Power Setting
802.11b_Nss1,(1Mbps)_1TX	-
2412MHz	22
2437MHz	16
2462MHz	16
802.11g_Nss1,(6Mbps)_1TX	-
2412MHz	1C
2437MHz	1C
2462MHz	1D
802.11n HT20_Nss1,(MCS0)_1TX	-
2412MHz	1A
2417MHz	1E
2437MHz	1E
2457MHz	1E
2462MHz	1A
802.11n HT40_Nss1,(MCS0)_1TX	-
2422MHz	15
2427MHz	17
2432MHz	1B
2437MHz	1F
2442MHz	1D
2447MHz	19
2452MHz	18

2.3 The Worst Case Measurement Configuration

The Worst Case Mode for Following Conformance Tests	
Tests Item	AC power-line conducted emissions
Condition	AC power-line conducted measurement for line and neutral
Operating Mode	CTX
1	USB Mode

The Worst Case Mode for Following Conformance Tests	
Tests Item	DTS Bandwidth Maximum Conducted Output Power Power Spectral Density Emissions in Non-restricted Frequency Bands
Test Condition	Conducted measurement at transmit chains

The Worst Case Mode for Following Conformance Tests			
Tests Item	Emissions in Restricted Frequency Bands		
Test Condition	Radiated measurement If EUT consist of multiple antenna assembly (multiple antenna are used in EUT regardless of spatial multiplexing MIMO configuration), the radiated test should be performed with highest antenna gain of each antenna type.		
Operating Mode < 1GHz	CTX		
1	USB Mode		
Operating Mode > 1GHz	CTX		
Orthogonal Planes of EUT	X Plane	Y Plane	Z Plane
			
Worst Planes of EUT			V



2.4 Accessories

Accessories				
Battery	Brand Name	AnMo	Model Name	IP652540-2P
	Manufacturer	RPC		
	Power Rating	3.7Vdc, 1600mAh	Type	Li-ion, Y
USB Cable	Brand Name	AnMo	In/Out door	In door
	Cable	0.94meter, Shielded cable, w/o ferrite core		

Reminder: Regarding to more detail and other information, please refer to user manual.

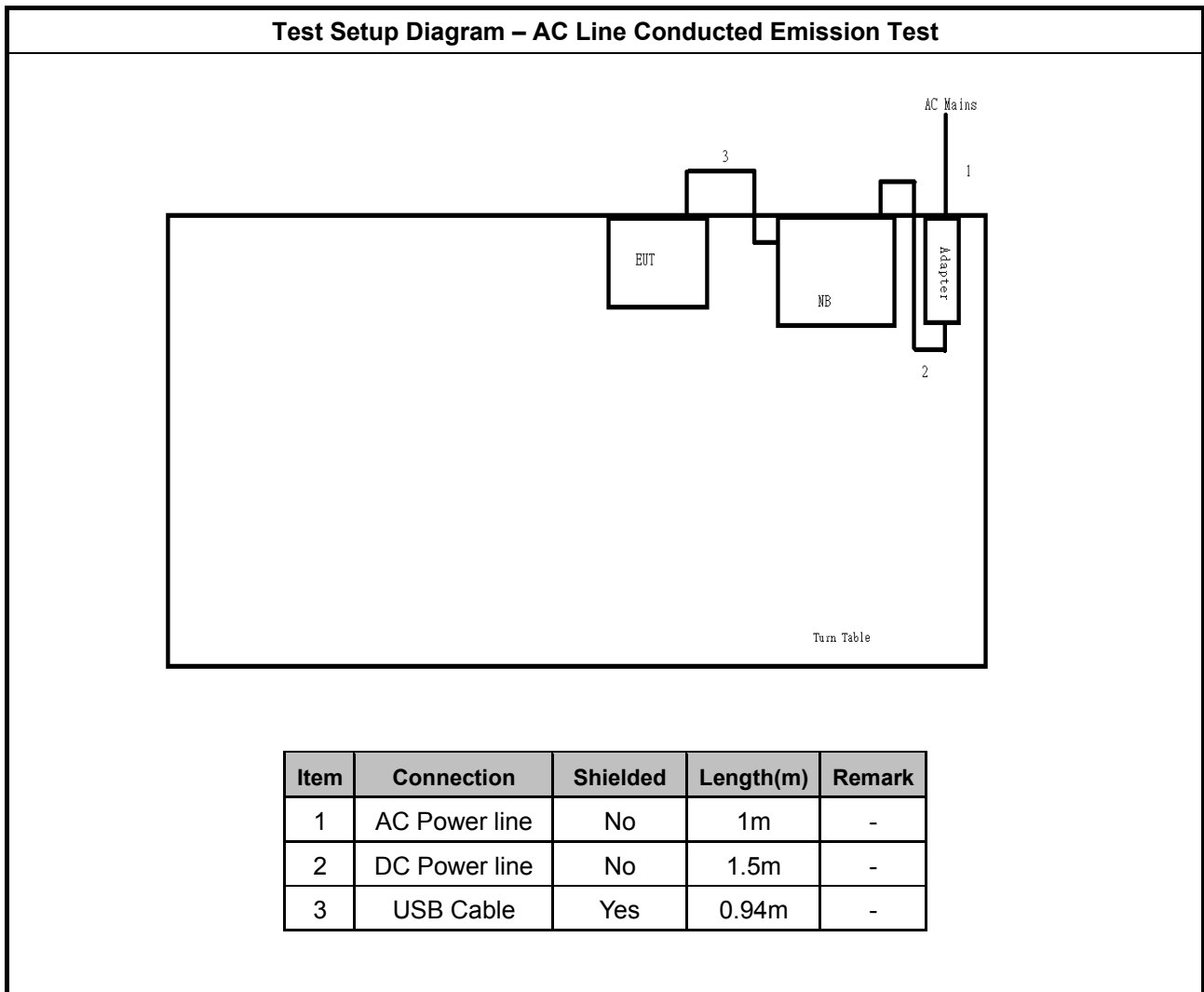
2.5 Support Equipment

Support Equipment – RF Conducted				
No.	Equipment	Brand Name	Model Name	FCC ID
1	Notebook	DELL	E5410	DoC
2	Adapter for NB	DELL	HA65NM130	DoC
3	DC Power Supply	GW	GPS-3030DD	-

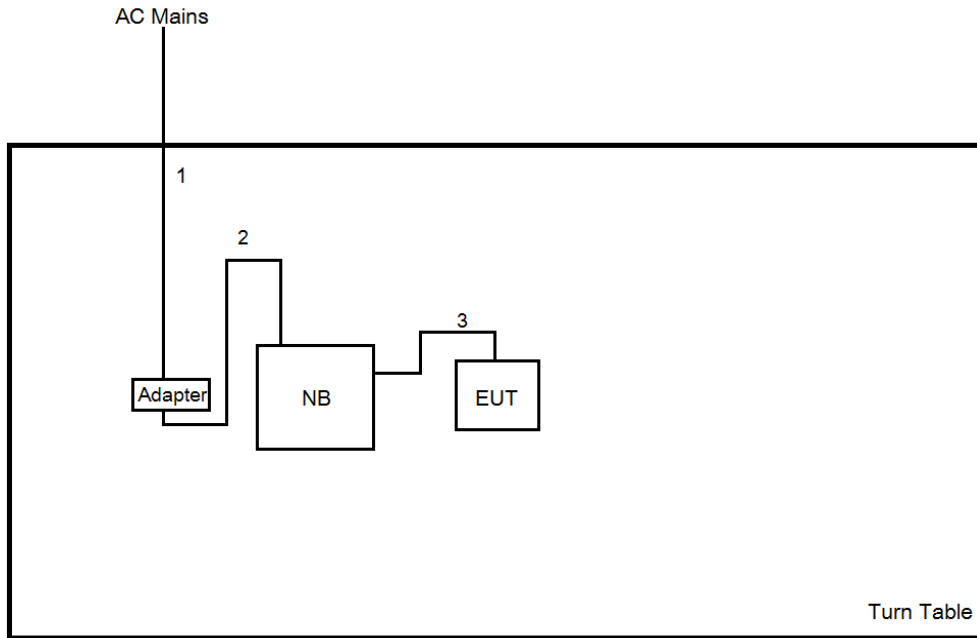
Support Equipment – Radiated Emission				
No.	Equipment	Brand Name	Model Name	FCC ID
1	Notebook	HP	ProBook5220m	-
2	Adapter for NB	HP	PPP012H-S	-

Support Equipment – AC Conduction				
No.	Equipment	Brand Name	Model Name	FCC ID
1	Notebook	HP	ProBook5220m	-
2	Adapter for NB	HP	PPP012H-S	-

2.6 Test Setup Diagram



Test Setup Diagram - Radiated Test



Item	Connection	Shielded	Length(m)	Remark
1	AC Power line	No	1m	-
2	DC Power line	No	1.5m	-
3	USB Cable	Yes	0.94m	-

3 Transmitter Test Result

3.1 AC Power-line Conducted Emissions

3.1.1 AC Power-line Conducted Emissions Limit

AC Power-line Conducted Emissions Limit		
Frequency Emission (MHz)	Quasi-Peak	Average
0.15-0.5	66 - 56 *	56 - 46 *
0.5-5	56	46
5-30	60	50

Note 1: * Decreases with the logarithm of the frequency.

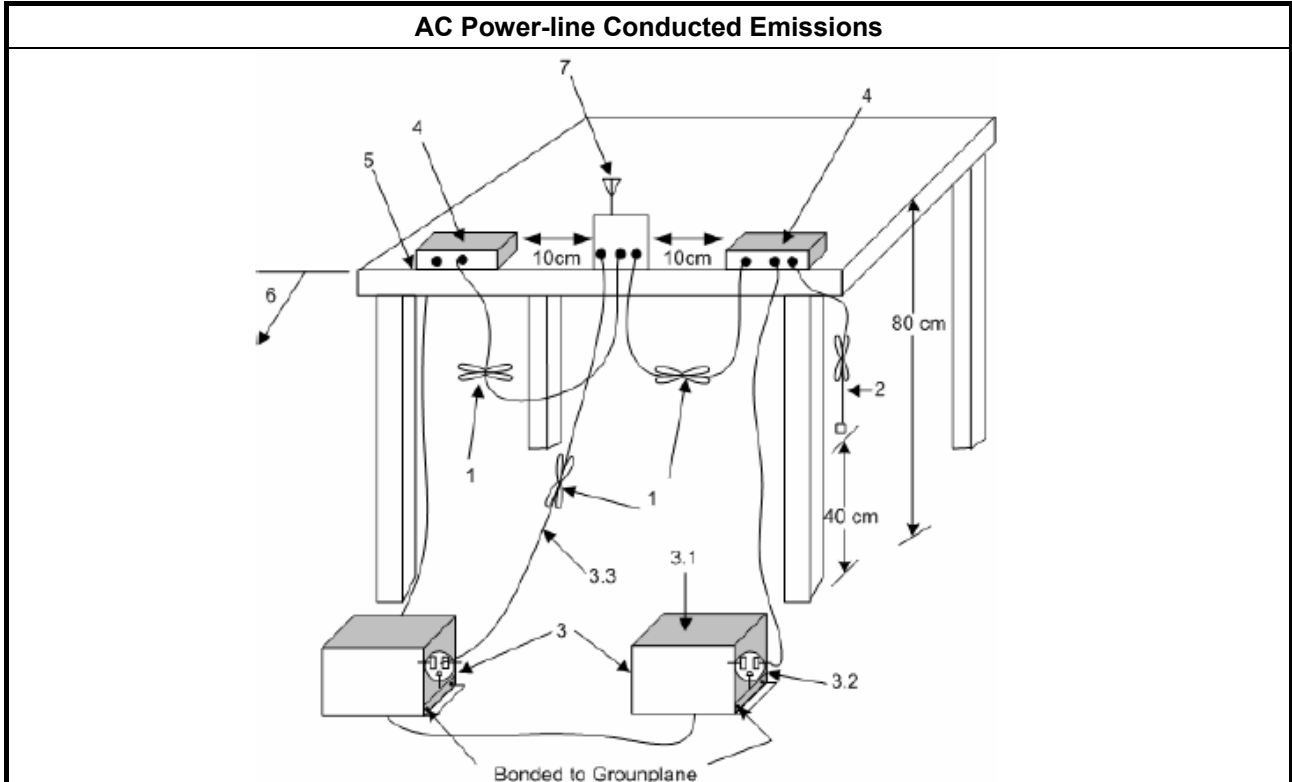
3.1.2 Measuring Instruments

Refer a test equipment and calibration data table in this test report.

3.1.3 Test Procedures

Test Method
<input checked="" type="checkbox"/> Refer as ANSI C63.10-2013, clause 6.2 for AC power-line conducted emissions.

3.1.4 Test Setup



3.1.5 Test Result of AC Power-line Conducted Emissions

Refer as Appendix A

3.2 DTS Bandwidth

3.2.1 6dB Bandwidth Limit

6dB Bandwidth Limit
Systems using digital modulation techniques:
<ul style="list-style-type: none"> ▪ 6 dB bandwidth \geq 500 kHz.

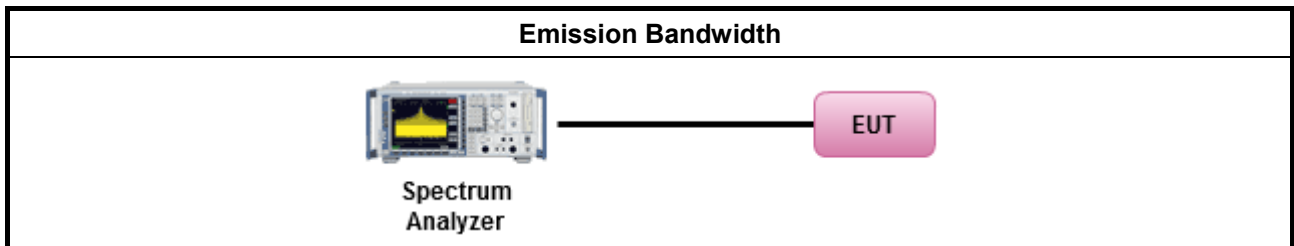
3.2.2 Measuring Instruments

Refer a test equipment and calibration data table in this test report.

3.2.3 Test Procedures

Test Method
<ul style="list-style-type: none"> ▪ For the emission bandwidth shall be measured using one of the options below:
<input checked="" type="checkbox"/> Refer as KDB 558074. clause 8.2 (11.9.2.2 of ANSI C63.10) DTS bandwidth measurement.
<input type="checkbox"/> Refer as RSS-Gen, clause 6.7 for occupied bandwidth testing.
<input type="checkbox"/> Refer as ANSI C63.10, clause 6.9.3 for occupied bandwidth testing.

3.2.4 Test Setup



3.2.5 Test Result of Emission Bandwidth

Refer as Appendix B

3.3 Maximum Conducted Output Power

3.3.1 Maximum Conducted Output Power Limit

Maximum Conducted Output Power Limit	
	<ul style="list-style-type: none"> ▪ If $G_{TX} \leq 6$ dBi, then $P_{Out} \leq 30$ dBm (1 W)
	<ul style="list-style-type: none"> ▪ Point-to-multipoint systems (P2M): If $G_{TX} > 6$ dBi, then $P_{Out} = 30 - (G_{TX} - 6)$ dBm
	<ul style="list-style-type: none"> ▪ Point-to-point systems (P2P): If $G_{TX} > 6$ dBi, then $P_{Out} = 30 - (G_{TX} - 6)/3$ dBm
	<ul style="list-style-type: none"> ▪ Smart antenna system (SAS):
	<ul style="list-style-type: none"> - Single beam: If $G_{TX} > 6$ dBi, then $P_{Out} = 30 - (G_{TX} - 6)/3$ dBm
	<ul style="list-style-type: none"> - Overlap beam: If $G_{TX} > 6$ dBi, then $P_{Out} = 30 - (G_{TX} - 6)/3$ dBm
	<ul style="list-style-type: none"> - Aggregate power on all beams: If $G_{TX} > 6$ dBi, then $P_{Out} = 30 - (G_{TX} - 6)/3 + 8$ dBm
e.i.r.p. Power Limit:	
	<ul style="list-style-type: none"> ▪ 2400-2483.5 MHz Band
	<ul style="list-style-type: none"> ▪ Point-to-multipoint systems (P2M): $P_{eirp} \leq 36$ dBm (4 W)
	<ul style="list-style-type: none"> ▪ Point-to-point systems (P2P): $P_{eirp} \leq \text{MAX}(36, [P_{Out} + G_{TX}])$ dBm
	<ul style="list-style-type: none"> ▪ Smart antenna system (SAS)
	<ul style="list-style-type: none"> - Single beam: $P_{eirp} \leq \text{MAX}(36, P_{Out} + G_{TX})$ dBm
	<ul style="list-style-type: none"> - Overlap beam: $P_{eirp} \leq \text{MAX}(36, P_{Out} + G_{TX})$ dBm
	<ul style="list-style-type: none"> - Aggregate power on all beams: $P_{eirp} \leq \text{MAX}(36, [P_{Out} + G_{TX} + 8])$ dBm
<p>P_{Out} = maximum peak conducted output power or maximum conducted output power in dBm, G_{TX} = the maximum transmitting antenna directional gain in dBi.</p>	

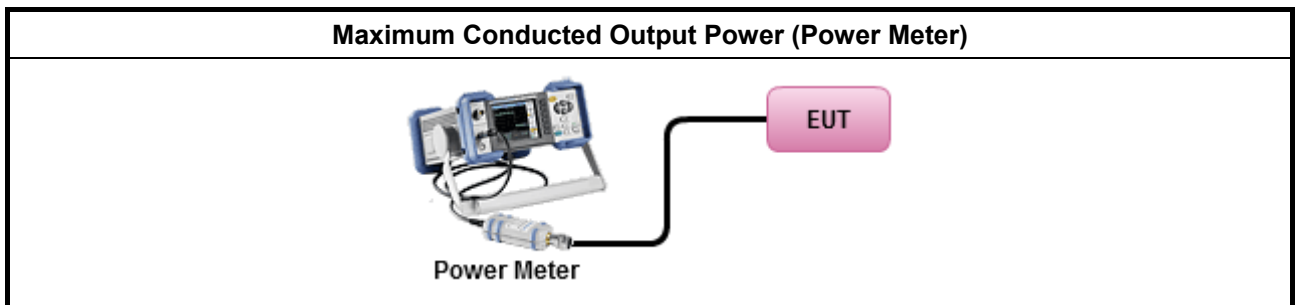
3.3.2 Measuring Instruments

Refer a test equipment and calibration data table in this test report.

3.3.3 Test Procedures

Test Method	
<ul style="list-style-type: none"> ▪ Maximum Peak Conducted Output Power 	
<input type="checkbox"/>	Refer as KDB 558074, clause 8.3.1.1 (11.9.1.1 of ANSI C63.10) RBW ≥ EBW method.
<input type="checkbox"/>	Refer as KDB 558074, clause 8.3.1.2 (11.9.1.2 of ANSI C63.10) integrated band power method.
<input type="checkbox"/>	Refer as KDB 558074, clause 8.3.1.3 (11.9.1.3 of ANSI C63.10) peak power meter.
<ul style="list-style-type: none"> ▪ Maximum Average Conducted Output Power 	
<input type="checkbox"/>	Refer as KDB 558074, clause 8.3.2.2 (11.9.2.2 of ANSI C63.10) using a spectrum analyzer.
<input checked="" type="checkbox"/>	Refer as KDB 558074, clause 8.3.2.3 (11.9.2.3 of ANSI C63.10) using a power meter.
<ul style="list-style-type: none"> ▪ For conducted measurement. 	
<ul style="list-style-type: none"> ▪ If the EUT supports multiple transmit chains using options given below: Refer as KDB 662911, In-band power measurements. Using the measure-and-sum approach, measured all transmit ports individually. Sum the power (in linear power units e.g., mW) of all ports for each individual sample and save them. 	
<ul style="list-style-type: none"> ▪ If multiple transmit chains, EIRP calculation could be following as methods: $P_{total} = P_1 + P_2 + \dots + P_n$ (calculated in linear unit [mW] and transfer to log unit [dBm]) $EIRP_{total} = P_{total} + DG$ 	

3.3.4 Test Setup



3.3.5 Test Result of Maximum Conducted Output Power

Refer as Appendix C

3.4 Power Spectral Density

3.4.1 Power Spectral Density Limit

Power Spectral Density Limit
<ul style="list-style-type: none"> Power Spectral Density (PSD) \leq 8 dBm/3kHz

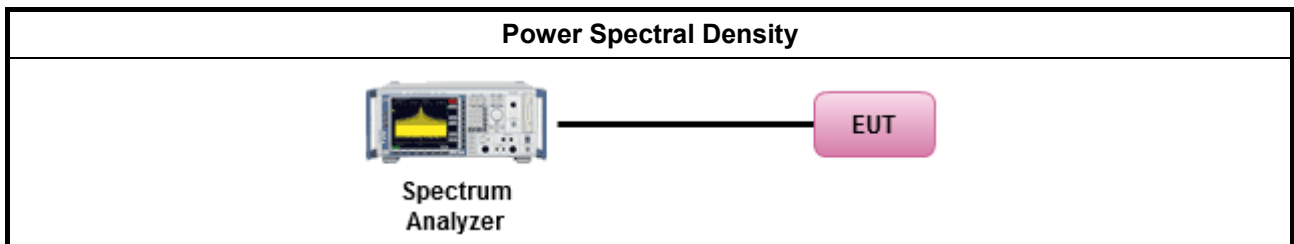
3.4.2 Measuring Instruments

Refer a test equipment and calibration data table in this test report.

3.4.3 Test Procedures

Test Method
<ul style="list-style-type: none"> Peak power spectral density procedures that the same method as used to determine the conducted output power. If maximum peak conducted output power was measured to demonstrate compliance to the output power limit, then the peak PSD procedure below (Method PKPSD) shall be used. If maximum conducted output power was measured to demonstrate compliance to the output power limit, then one of the average PSD procedures shall be used, as applicable based on the following criteria (the peak PSD procedure is also an acceptable option).
<input checked="" type="checkbox"/> Refer as KDB 558074, clause 8.4 (11.10 of ANSI C63.10) Method PKPSD.
<ul style="list-style-type: none"> For conducted measurement. <ul style="list-style-type: none"> If The EUT supports multiple transmit chains using options given below: <ul style="list-style-type: none"> Measure and sum the spectra across the outputs. Refer as KDB 662911, In-band power spectral density (PSD). Sample all transmit ports simultaneously using a spectrum analyzer for each transmit port. Where the trace bin-by-bin of each transmit port summing can be performed. (i.e., in the first spectral bin of output 1 is summed with that in the first spectral bin of output 2 and that from the first spectral bin of output 3, and so on up to the NTX output to obtain the value for the first frequency bin of the summed spectrum.). Add up the amplitude (power) values for the different transmit chains and use this as the new data trace.

3.4.4 Test Setup



3.4.5 Test Result of Power Spectral Density

Refer as Appendix D

3.5 Emissions in Non-restricted Frequency Bands

3.5.1 Emissions in Non-restricted Frequency Bands Limit

Un-restricted Band Emissions Limit	
RF output power procedure	Limit (dB)
Peak output power procedure	20
Average output power procedure	30

Note 1: If the peak output power procedure is used to measure the fundamental emission power to demonstrate compliance to requirements, then the peak conducted output power measured within any 100 kHz outside the authorized frequency band shall be attenuated by at least 20 dB relative to the maximum measured in-band peak PSD level.

Note 2: If the average output power procedure is used to measure the fundamental emission power to demonstrate compliance to requirements, then the power in any 100 kHz outside of the authorized frequency band shall be attenuated by at least 30 dB relative to the maximum measured in-band average PSD level.

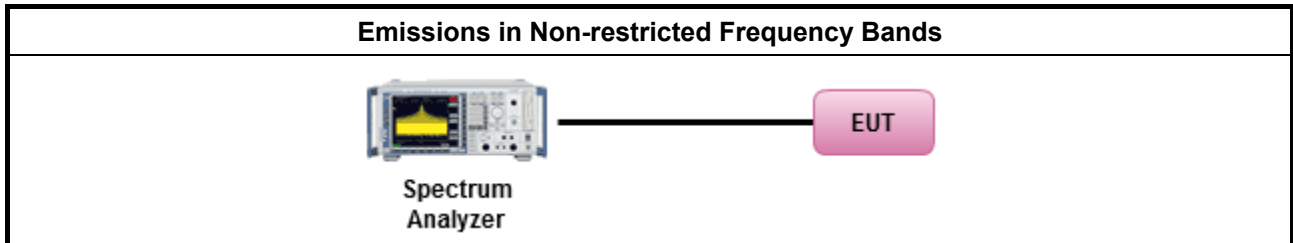
3.5.2 Measuring Instruments

Refer a test equipment and calibration data table in this test report.

3.5.3 Test Procedures

Test Method
<ul style="list-style-type: none"> Refer as KDB 558074, clause 8.5 (11.11 of ANSI C63.10) for non-restricted frequency bands.

3.5.4 Test Setup



3.5.5 Test Result of Emissions in Non-restricted Frequency Bands

Refer as Appendix E



3.6 Emissions in Restricted Frequency Bands

3.6.1 Emissions in Restricted Frequency Bands Limit

Restricted Band Emissions Limit			
Frequency Range (MHz)	Field Strength (uV/m)	Field Strength (dBuV/m)	Measure Distance (m)
0.009~0.490	2400/F(kHz)	48.5 - 13.8	300
0.490~1.705	24000/F(kHz)	33.8 - 23	30
1.705~30.0	30	29	30
30~88	100	40	3
88~216	150	43.5	3
216~960	200	46	3
Above 960	500	54	3

Note 1: Test distance for frequencies at or above 30 MHz, measurements may be performed at a distance other than the limit distance provided they are not performed in the near field and the emissions to be measured can be detected by the measurement equipment. When performing measurements at a distance other than that specified, the results shall be extrapolated to the specified distance using an extrapolation factor of 20 dB/decade (inverse of linear distance for field-strength measurements, inverse of linear distance-squared for power-density measurements).

Note 2: Test distance for frequencies at below 30 MHz, measurements may be performed at a distance closer than the EUT limit distance; however, an attempt should be made to avoid making measurements in the near field. When performing measurements below 30 MHz at a closer distance than the limit distance, the results shall be extrapolated to the specified distance by either making measurements at a minimum of two or more distances on at least one radial to determine the proper extrapolation factor or by using the square of an inverse linear distance extrapolation factor (40 dB/decade). The test report shall specify the extrapolation method used to determine compliance of the EUT.

Note 3: Using the distance of 1m during the test for above 18 GHz, and the test value to correct for the distance factor at 3m.


3.6.2 Measuring Instruments

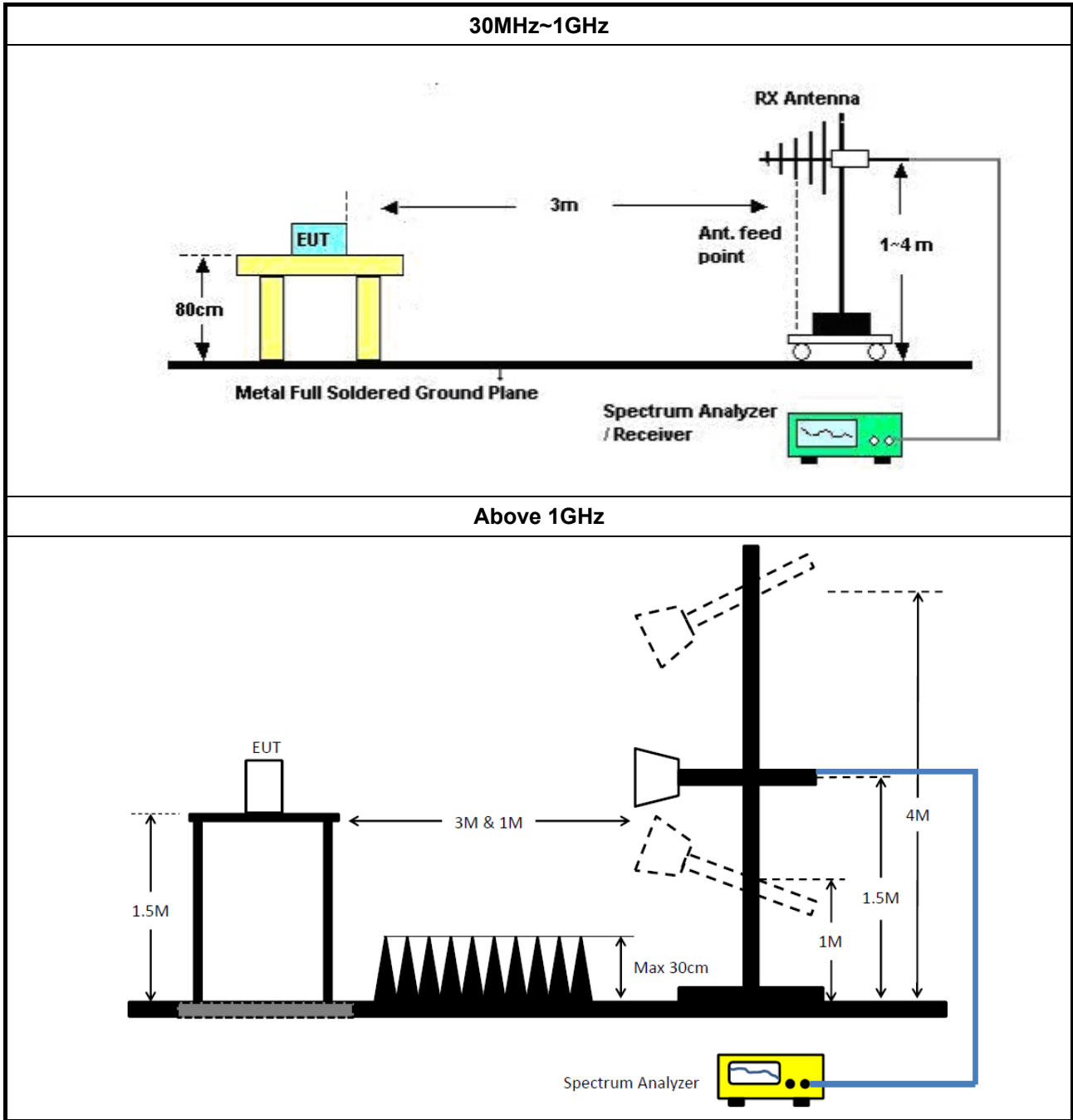
Refer a test equipment and calibration data table in this test report.

3.6.3 Test Procedures

Test Method	
	<ul style="list-style-type: none"> The average emission levels shall be measured in [duty cycle \geq 98 or duty factor].
	<ul style="list-style-type: none"> Refer as ANSI C63.10, clause 6.10.3 band-edge testing shall be performed at the lowest frequency channel and highest frequency channel within the allowed operating band.
	<ul style="list-style-type: none"> For the transmitter unwanted emissions shall be measured using following options below: <ul style="list-style-type: none"> Refer as KDB 558074, clause 8.6 (11.12 of ANSI C63.10) for restricted frequency bands.
	<ul style="list-style-type: none"> For the transmitter band-edge emissions shall be measured using following options below: <ul style="list-style-type: none"> Refer as KDB 558074 clause 8.7.1, When the performing peak or average radiated measurements, emissions within 2 MHz of the authorized band edge may be measured using the marker-delta method described below. Refer as KDB 558074, clause 8.7.2 (6.10.6 of ANSI C63.10) for marker-delta method for band-edge measurements. Refer as KDB 558074, clause 8.7.3 for narrower resolution bandwidth (100kHz) using the band power and summing the spectral levels (i.e., 1 MHz).

3.6.4 Test Setup





3.6.5 Test Result of Emissions in Restricted Frequency Bands (Below 30MHz)

The amplitude of spurious emissions which are attenuated by more than 20dB below the permissible value has no need to be reported.

3.6.6 Test Result of Emissions in Restricted Frequency Bands

Refer as Appendix F



4 Test Equipment and Calibration Data

Instrument for AC Conduction

Instrument	Manufacturer	Model No.	Serial No.	Spec.	Calibration Date	Calibration Due Date
EMC Receiver	R&S	ESR	102051	9KHz ~ 3.6GHz	03/May/2018	02/May/2019
LISN	R&S	ENV216	101295	9kHz ~ 30MHz	17/Nov/2017	16/Nov/2018
RF Cable-CON	HUBER+SUHNER	RG213/U	07611832020001	9kHz ~ 30MHz	06/Oct/2017	05/Oct/2018
AC POWER	APC	AFC-11005G	F310050055	47Hz~63Hz 5~300V	NCR	NCR
Impuls Begrenzer Pulse Limiter	SCHWARZBECK	VTSD 9561-F	9561-F041	9 kHz ~ 30 MHz	12/Oct/2017	11/Oct/2018

NCR : Non-Calibration Require

Instrument for Radiated Test

Instrument	Manufacturer	Model No.	Serial No.	Spec.	Calibration Date	Calibration Due Date
3m Semi Anechoic Chamber	SIDT FRANKONIA	SAC-3M	03CH03-HY	30MHz ~ 1GHz 3m	31/Oct/2017	30/Oct/2018
3m Semi Anechoic Chamber	SIDT FRANKONIA	SAC-3M	03CH03-HY	1GHz ~ 18GHz 3m	01/Nov/2017	31/Oct/2018
Amplifier	HP	8447D	2944A08033	10kHz ~ 1.3GHz	23/Apr/2018	19/Apr/2019
Microwave System Preampifier	KEYSIGHT	83017A	MY53270196	1GHz ~ 26.5GHz	03/Jul/2018	02/Jul/2019
Signal Analyzer	R&S	FSV40	101500	10Hz ~ 40GHz	18/Jul/2018	17/Jul/2019
RF Cable-R03m	Jye Bao	RG142	CB021	9kHz ~ 1GHz	29/Jan/2018	28/Jan/2019
RF Cable-high	SUHNER	SUCOFLEX 106	CB222	1GHz ~ 40GHz	29/Jan/2018	28/Jan/2019
Bilog Antenna & 6dB Attenuator	SCHAFFNER / EMCI	CBL6112B / N-6-05	22237 / AT-N-0603	30MHz ~ 1GHz	09/Sep/2017	08/Sep/2018
Broadband Horn Antenna	SCHWARZBECK	BBHA 9170	BBHA 9170154	18GHz ~ 40GHz	06/Feb/ 2018	05/Feb/2019
Double Ridged Guide Horn Antenna	SCHWARZBECK	BBHA 9120 D	BBHA 9120 D 1531	1GHz ~ 18GHz	18/Apr/ 2018	17/Apr/2019
Preampifier	MITEQ	TTA1840-35-HG	1864481	18GHz ~ 40GHz	31/Aug/2017	30/Aug/2018
Loop Antenna	TESEQ	HLA 6120	31244	9kHz ~ 30MHz	28/Mar/2018	27/Mar/2019
RF Cable	HUBER+SUHNER	SUCOFLEX 102	MY2579/2	100 kHz~40 GHz	13/Jun/2018	12/Jun/2019
RF Cable	HUBER+SUHNER	SUCOFLEX 102	MY2580/2	100 kHz~40 GHz	10/May/2018	09/May/2019



Instrument for Conducted Test

Instrument	Manufacturer	Model No.	Serial No.	Spec.	Calibration Date	Calibration Due Date
Signal Analyzer	R&S	FSV40	101500	10Hz ~ 40GHz	18/Jul/2018	17/Jul/2019
Power Sensor	Anritsu	MA2411B	1339407	300MHz ~ 40GHz	06/Nov/2017	05/Nov/2018
Power Meter	Anritsu	ML2495A	1517010	300MHz ~ 40GHz	06/Nov/2017	05/Nov/2018
RF Cable-1.5m	HUBER+SUHNER	SUCOFLEX_104	MY12582/4	30MHz ~ 26.5GHz	25/Aug/2017	24/Aug/2018
RF Cable-0.2m	HUBER+SUHNER	SUCOFLEX_104	MY10710/4	30MHz ~ 26.5GHz	25/Aug/2017	24/Aug/2018
RF Cable-0.2m	HUBER+SUHNER	SUCOFLEX_104	MY10709/4	30MHz ~ 26.5GHz	25/Aug/2017	24/Aug/2018
Signal Generator	R&S	SMR40	100116	10MHz ~ 40GHz	26/Jul/2018	25/Jul/2019



AC Power-line Conducted Emissions Result																																																																																																																																	
Operating Mode	1	Power Phase	Line																																																																																																																														
Operating Function	USB Mode																																																																																																																																
Date: 2018-07-31																																																																																																																																	
<table border="1" style="width:100%; border-collapse: collapse;"> <thead> <tr> <th></th> <th>Freq</th> <th>Level</th> <th>Over Limit</th> <th>Limit Line</th> <th>Read Level</th> <th>LISN Factor</th> <th>Cable Loss</th> <th>Remark</th> </tr> <tr> <th></th> <th>MHz</th> <th>dBuV</th> <th>dB</th> <th>dBuV</th> <th>dBuV</th> <th>dB</th> <th>dB</th> <th></th> </tr> </thead> <tbody> <tr> <td>1</td> <td>0.15</td> <td>28.63</td> <td>-27.11</td> <td>55.74</td> <td>18.97</td> <td>9.62</td> <td>0.04</td> <td>Average</td> </tr> <tr> <td>2</td> <td>0.15</td> <td>34.89</td> <td>-30.85</td> <td>65.74</td> <td>25.23</td> <td>9.62</td> <td>0.04</td> <td>QP</td> </tr> <tr style="border: 2px solid black;"> <td>3 MAX</td> <td>0.42</td> <td>35.77</td> <td>-11.74</td> <td>47.51</td> <td>26.06</td> <td>9.61</td> <td>0.10</td> <td>Average</td> </tr> <tr> <td>4</td> <td>0.42</td> <td>36.37</td> <td>-21.14</td> <td>57.51</td> <td>26.66</td> <td>9.61</td> <td>0.10</td> <td>QP</td> </tr> <tr> <td>5</td> <td>1.84</td> <td>22.83</td> <td>-23.17</td> <td>46.00</td> <td>13.21</td> <td>9.62</td> <td>0.00</td> <td>Average</td> </tr> <tr> <td>6</td> <td>1.84</td> <td>27.51</td> <td>-28.49</td> <td>56.00</td> <td>17.89</td> <td>9.62</td> <td>0.00</td> <td>QP</td> </tr> <tr> <td>7</td> <td>2.96</td> <td>22.20</td> <td>-23.80</td> <td>46.00</td> <td>12.52</td> <td>9.63</td> <td>0.05</td> <td>Average</td> </tr> <tr> <td>8</td> <td>2.96</td> <td>27.20</td> <td>-28.80</td> <td>56.00</td> <td>17.52</td> <td>9.63</td> <td>0.05</td> <td>QP</td> </tr> <tr> <td>9</td> <td>9.01</td> <td>20.70</td> <td>-29.30</td> <td>50.00</td> <td>10.85</td> <td>9.66</td> <td>0.19</td> <td>Average</td> </tr> <tr> <td>10</td> <td>9.01</td> <td>25.21</td> <td>-34.79</td> <td>60.00</td> <td>15.36</td> <td>9.66</td> <td>0.19</td> <td>QP</td> </tr> <tr> <td>11</td> <td>18.62</td> <td>23.46</td> <td>-26.54</td> <td>50.00</td> <td>13.69</td> <td>9.62</td> <td>0.15</td> <td>Average</td> </tr> <tr> <td>12</td> <td>18.62</td> <td>28.04</td> <td>-31.96</td> <td>60.00</td> <td>18.27</td> <td>9.62</td> <td>0.15</td> <td>QP</td> </tr> </tbody> </table>					Freq	Level	Over Limit	Limit Line	Read Level	LISN Factor	Cable Loss	Remark		MHz	dBuV	dB	dBuV	dBuV	dB	dB		1	0.15	28.63	-27.11	55.74	18.97	9.62	0.04	Average	2	0.15	34.89	-30.85	65.74	25.23	9.62	0.04	QP	3 MAX	0.42	35.77	-11.74	47.51	26.06	9.61	0.10	Average	4	0.42	36.37	-21.14	57.51	26.66	9.61	0.10	QP	5	1.84	22.83	-23.17	46.00	13.21	9.62	0.00	Average	6	1.84	27.51	-28.49	56.00	17.89	9.62	0.00	QP	7	2.96	22.20	-23.80	46.00	12.52	9.63	0.05	Average	8	2.96	27.20	-28.80	56.00	17.52	9.63	0.05	QP	9	9.01	20.70	-29.30	50.00	10.85	9.66	0.19	Average	10	9.01	25.21	-34.79	60.00	15.36	9.66	0.19	QP	11	18.62	23.46	-26.54	50.00	13.69	9.62	0.15	Average	12	18.62	28.04	-31.96	60.00	18.27	9.62	0.15	QP
	Freq	Level	Over Limit	Limit Line	Read Level	LISN Factor	Cable Loss	Remark																																																																																																																									
	MHz	dBuV	dB	dBuV	dBuV	dB	dB																																																																																																																										
1	0.15	28.63	-27.11	55.74	18.97	9.62	0.04	Average																																																																																																																									
2	0.15	34.89	-30.85	65.74	25.23	9.62	0.04	QP																																																																																																																									
3 MAX	0.42	35.77	-11.74	47.51	26.06	9.61	0.10	Average																																																																																																																									
4	0.42	36.37	-21.14	57.51	26.66	9.61	0.10	QP																																																																																																																									
5	1.84	22.83	-23.17	46.00	13.21	9.62	0.00	Average																																																																																																																									
6	1.84	27.51	-28.49	56.00	17.89	9.62	0.00	QP																																																																																																																									
7	2.96	22.20	-23.80	46.00	12.52	9.63	0.05	Average																																																																																																																									
8	2.96	27.20	-28.80	56.00	17.52	9.63	0.05	QP																																																																																																																									
9	9.01	20.70	-29.30	50.00	10.85	9.66	0.19	Average																																																																																																																									
10	9.01	25.21	-34.79	60.00	15.36	9.66	0.19	QP																																																																																																																									
11	18.62	23.46	-26.54	50.00	13.69	9.62	0.15	Average																																																																																																																									
12	18.62	28.04	-31.96	60.00	18.27	9.62	0.15	QP																																																																																																																									
<p>Note 1: ">20dB" means emission levels that exceed the level of 20 dB below the applicable limit. Note 2: "N/F" means Nothing Found emissions (No emissions were detected.)</p>																																																																																																																																	



Summary

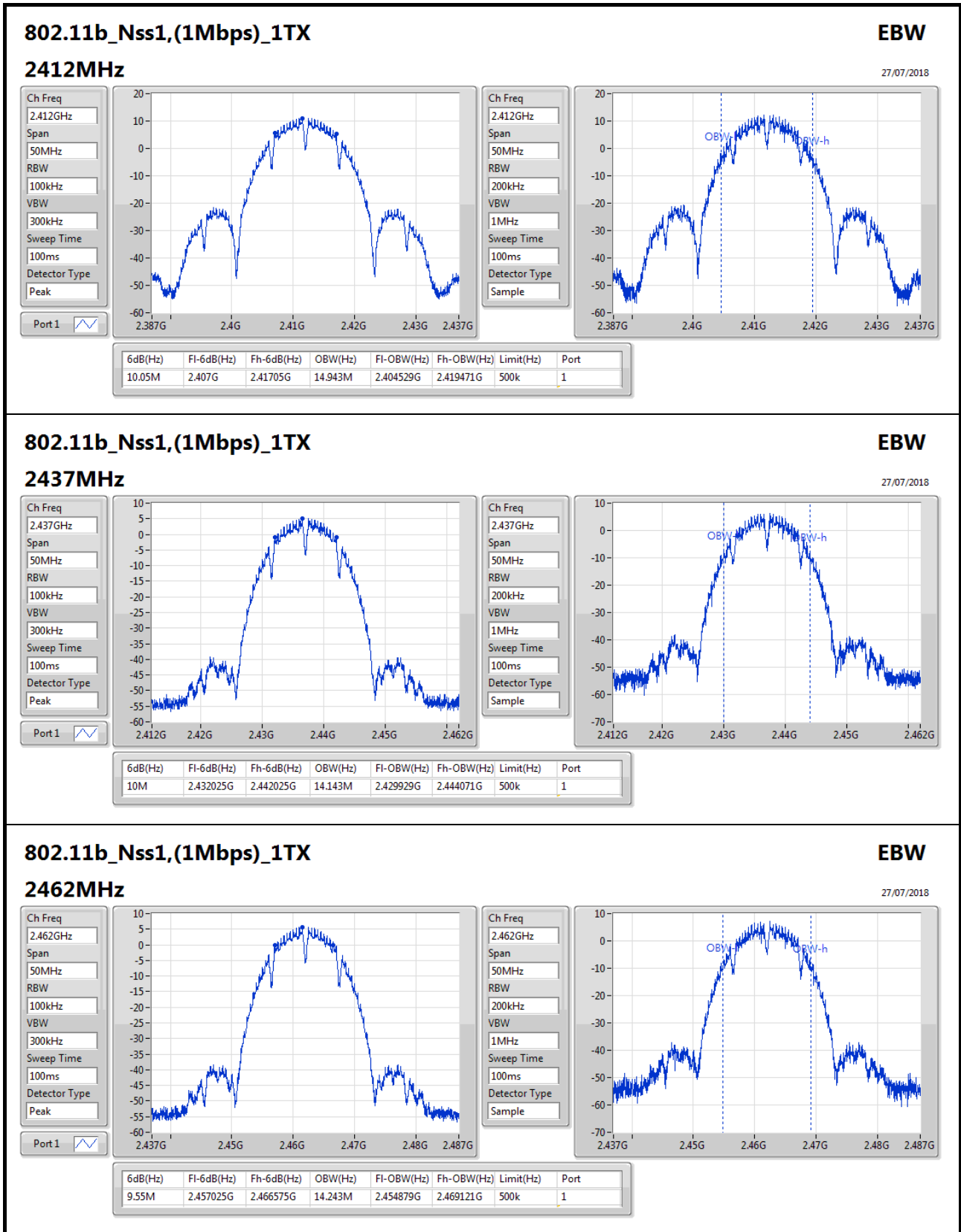
Mode	Max-N dB (Hz)	Max-OBW (Hz)	ITU-Code	Min-N dB (Hz)	Min-OBW (Hz)
2.4-2.4835GHz	-	-	-	-	-
802.11b_Nss1,(1Mbps)_1TX	10.05M	14.943M	14M9G1D	9.55M	14.143M
802.11g_Nss1,(6Mbps)_1TX	15.275M	16.392M	16M4D1D	14.975M	16.367M
802.11n HT20_Nss1,(MCS0)_1TX	15.025M	17.566M	17M6D1D	14.975M	17.516M
802.11n HT40_Nss1,(MCS0)_1TX	35M	35.982M	36M0D1D	30M	35.882M

Max-N dB = Maximum 6dB down bandwidth; **Max-OBW** = Maximum 99% occupied bandwidth;
Min-N dB = Minimum 6dB down bandwidth; **Min-OBW** = Minimum 99% occupied bandwidth;

Result

Mode	Result	Limit (Hz)	Port 1-N dB (Hz)	Port 1-OBW (Hz)
802.11b_Nss1,(1Mbps)_1TX	-	-	-	-
2412MHz_TnomVnom	Pass	500k	10.05M	14.943M
2437MHz_TnomVnom	Pass	500k	10M	14.143M
2462MHz_TnomVnom	Pass	500k	9.55M	14.243M
802.11g_Nss1,(6Mbps)_1TX	-	-	-	-
2412MHz_TnomVnom	Pass	500k	14.975M	16.367M
2437MHz_TnomVnom	Pass	500k	15.275M	16.392M
2462MHz_TnomVnom	Pass	500k	14.975M	16.367M
802.11n HT20_Nss1,(MCS0)_1TX	-	-	-	-
2412MHz_TnomVnom	Pass	500k	14.975M	17.541M
2437MHz_TnomVnom	Pass	500k	15.025M	17.566M
2462MHz_TnomVnom	Pass	500k	15.025M	17.516M
802.11n HT40_Nss1,(MCS0)_1TX	-	-	-	-
2422MHz_TnomVnom	Pass	500k	30M	35.882M
2437MHz_TnomVnom	Pass	500k	35M	35.982M
2452MHz_TnomVnom	Pass	500k	31.35M	35.882M

Port X-N dB = Port X 6dB down bandwidth; **Port X-OBW** = Port X 99% occupied bandwidth;

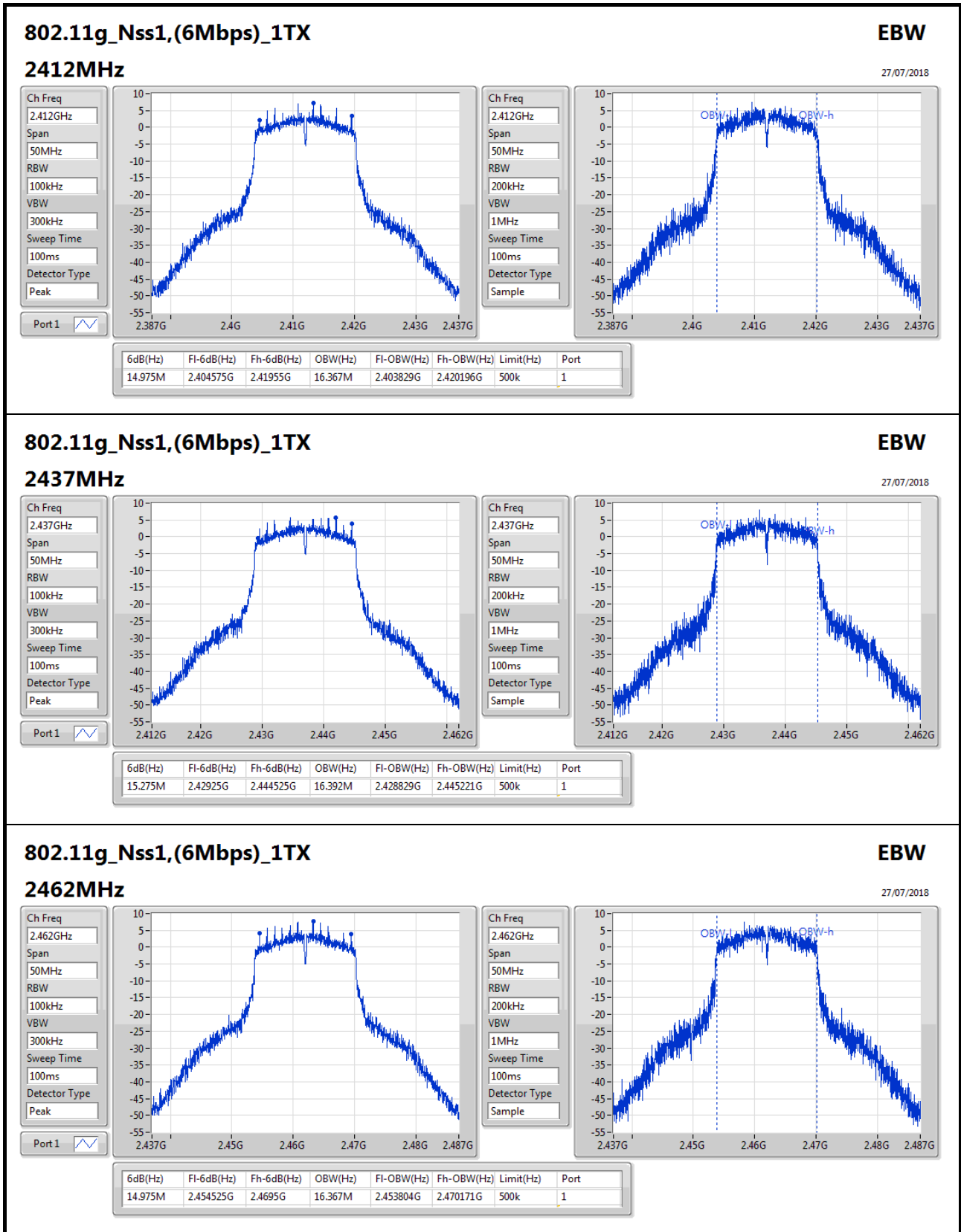

802.11b_Nss1,(1Mbps)_1TX
EBW

27/07/2018

2462MHz

Ch Freq: 2.462GHz
Span: 50MHz
RBW: 100kHz
VBW: 300kHz
Sweep Time: 100ms
Detector Type: Peak

Ch Freq: 2.462GHz
Span: 50MHz
RBW: 200kHz
VBW: 1MHz
Sweep Time: 100ms
Detector Type: Sample



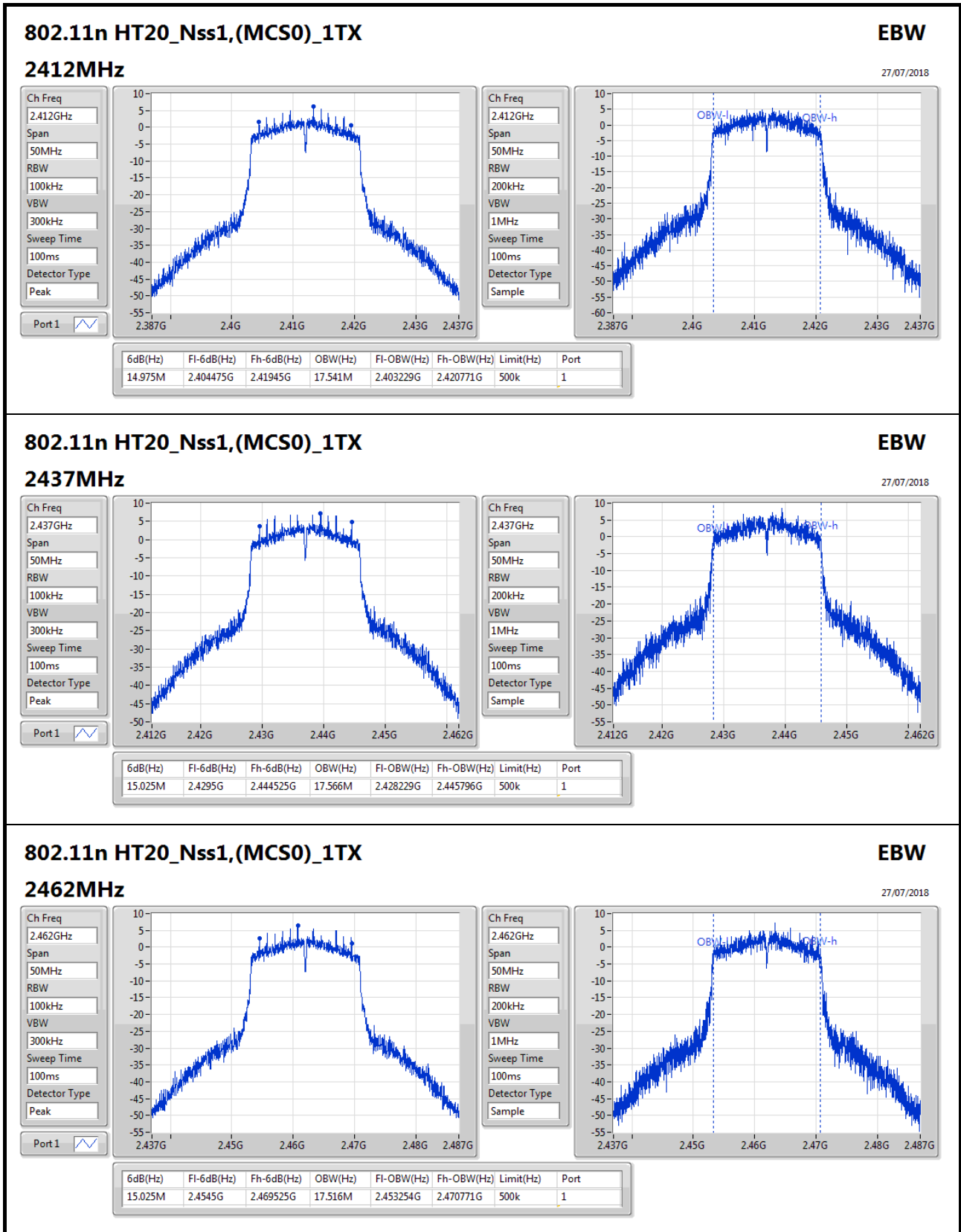
802.11g_Nss1,(6Mbps)_1TX

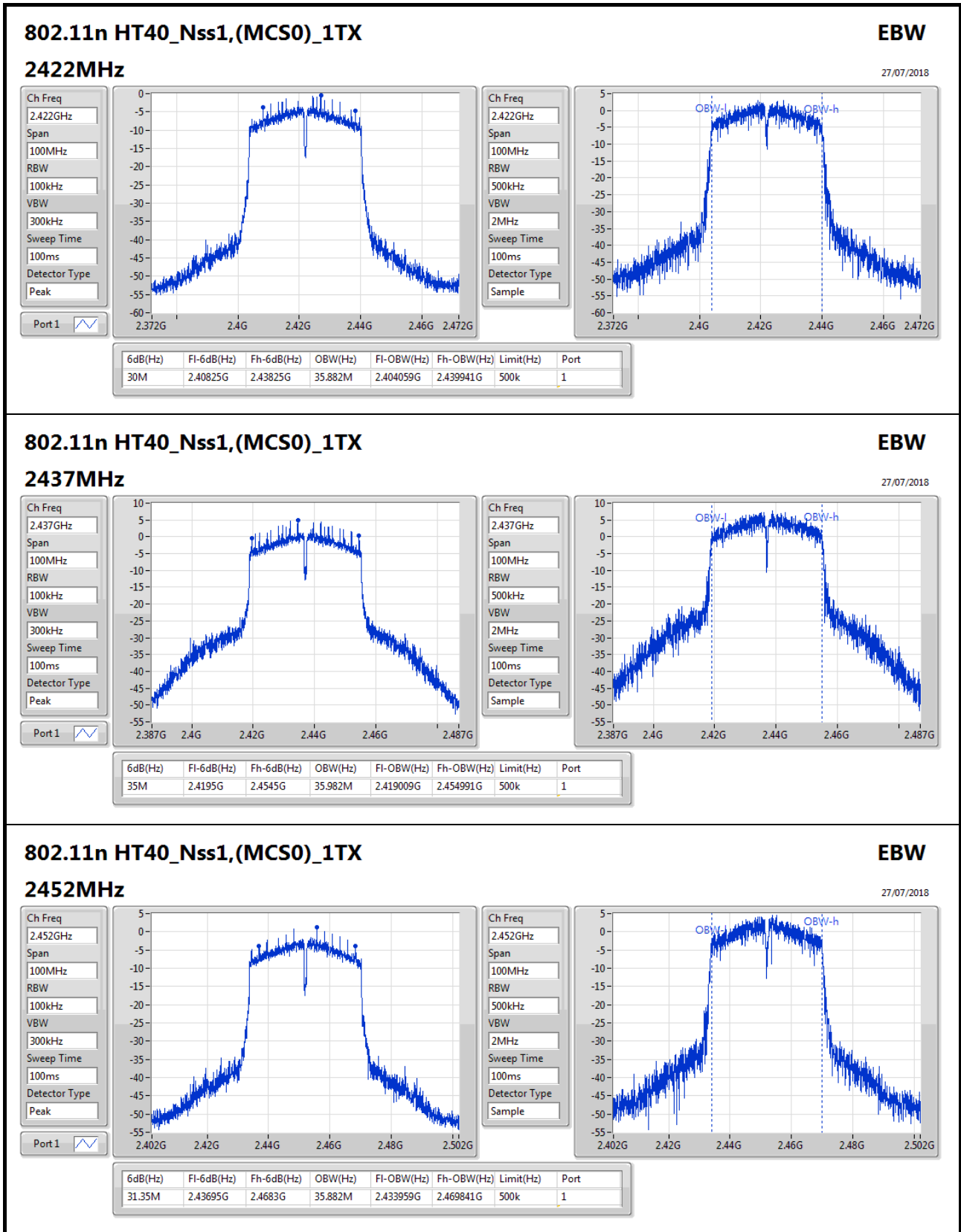
2462MHz

EBW
27/07/2018

Ch Freq: 2.462GHz
 Span: 50MHz
 RBW: 100kHz
 VBW: 300kHz
 Sweep Time: 100ms
 Detector Type: Peak

Ch Freq: 2.462GHz
 Span: 50MHz
 RBW: 200kHz
 VBW: 1MHz
 Sweep Time: 100ms
 Detector Type: Sample







Summary

Mode	Total Power (dBm)	Total Power (W)
2.4-2.4835GHz	-	-
802.11b_Nss1,(1Mbps)_1TX	20.67	0.11668
802.11g_Nss1,(6Mbps)_1TX	17.55	0.05689
802.11n HT20_Nss1,(MCS0)_1TX	17.66	0.05834
802.11n HT40_Nss1,(MCS0)_1TX	17.16	0.05200

Result

Mode	Result	DG (dBi)	Port 1 (dBm)	Total Power (dBm)	Power Limit (dBm)
802.11b_Nss1,(1Mbps)_1TX	-	-	-	-	-
2412MHz_TnomVnom	Pass	-0.34	20.67	20.67	30.00
2437MHz_TnomVnom	Pass	-0.34	14.73	14.73	30.00
2462MHz_TnomVnom	Pass	-0.34	15.36	15.36	30.00
802.11g_Nss1,(6Mbps)_1TX	-	-	-	-	-
2412MHz_TnomVnom	Pass	-0.34	16.92	16.92	30.00
2437MHz_TnomVnom	Pass	-0.34	16.87	16.87	30.00
2462MHz_TnomVnom	Pass	-0.34	17.55	17.55	30.00
802.11n HT20_Nss1,(MCS0)_1TX	-	-	-	-	-
2412MHz_TnomVnom	Pass	-0.34	15.85	15.85	30.00
2417MHz_TnomVnom	Pass	-0.34	17.66	17.66	30.00
2437MHz_TnomVnom	Pass	-0.34	17.61	17.61	30.00
2457MHz_TnomVnom	Pass	-0.34	17.53	17.53	30.00
2462MHz_TnomVnom	Pass	-0.34	16.11	16.11	30.00
802.11n HT40_Nss1,(MCS0)_1TX	-	-	-	-	-
2422MHz_TnomVnom	Pass	-0.34	12.45	12.45	30.00
2427MHz_TnomVnom	Pass	-0.34	13.49	13.49	30.00
2432MHz_TnomVnom	Pass	-0.34	15.30	15.30	30.00
2437MHz_TnomVnom	Pass	-0.34	17.16	17.16	30.00
2442MHz_TnomVnom	Pass	-0.34	16.22	16.22	30.00
2447MHz_TnomVnom	Pass	-0.34	14.38	14.38	30.00
2452MHz_TnomVnom	Pass	-0.34	13.92	13.92	30.00

DG = Directional Gain; Port X = Port X output power
 Note : Conducted average output power is for reference only



Summary

Mode	PD (dBm/RBW)
2.4-2.4835GHz	-
802.11b_Nss1,(1Mbps)_1TX	-5.46
802.11g_Nss1,(6Mbps)_1TX	-9.35
802.11n HT20_Nss1,(MCS0)_1TX	-9.04
802.11n HT40_Nss1,(MCS0)_1TX	-11.97

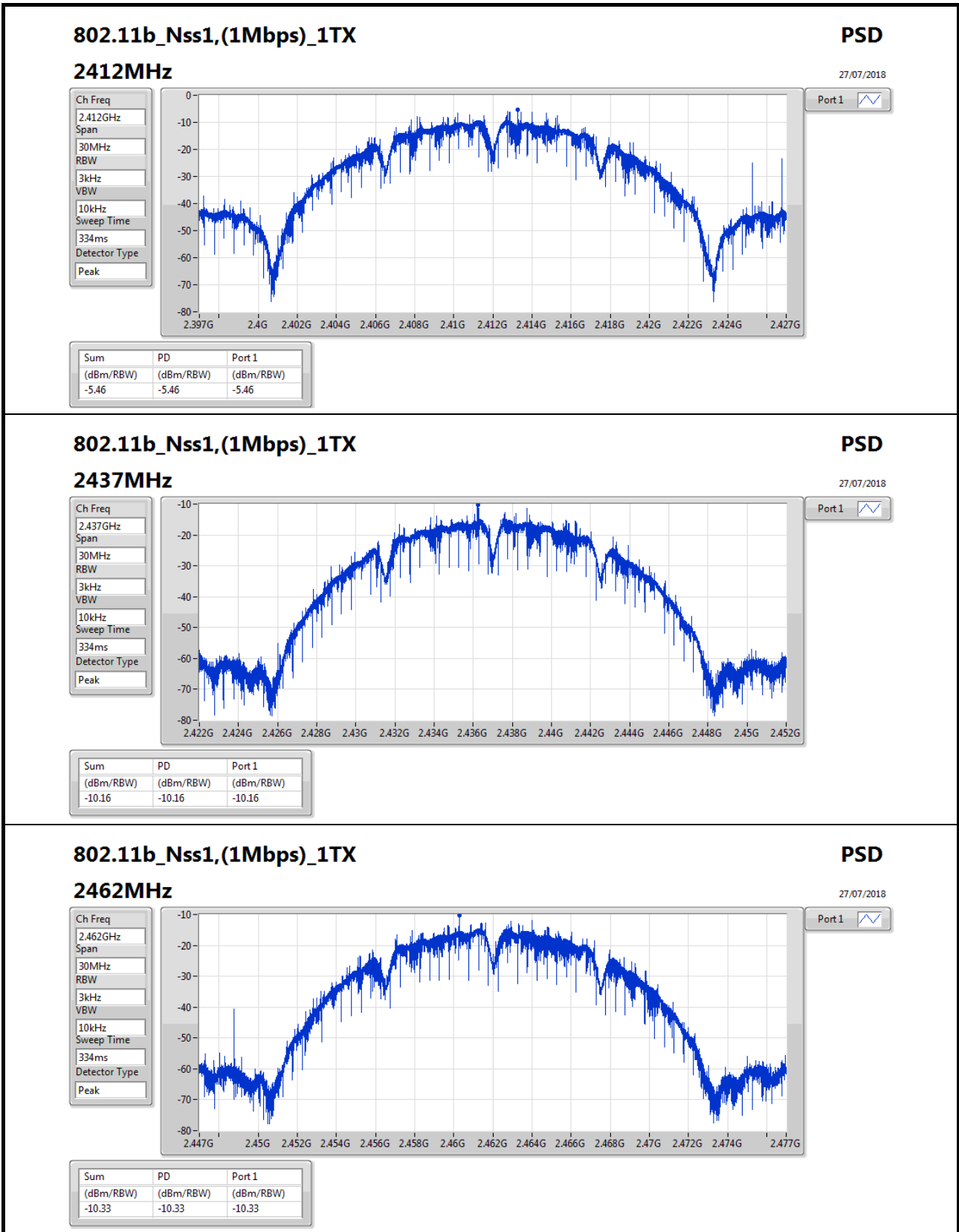
RBW=3kHz.

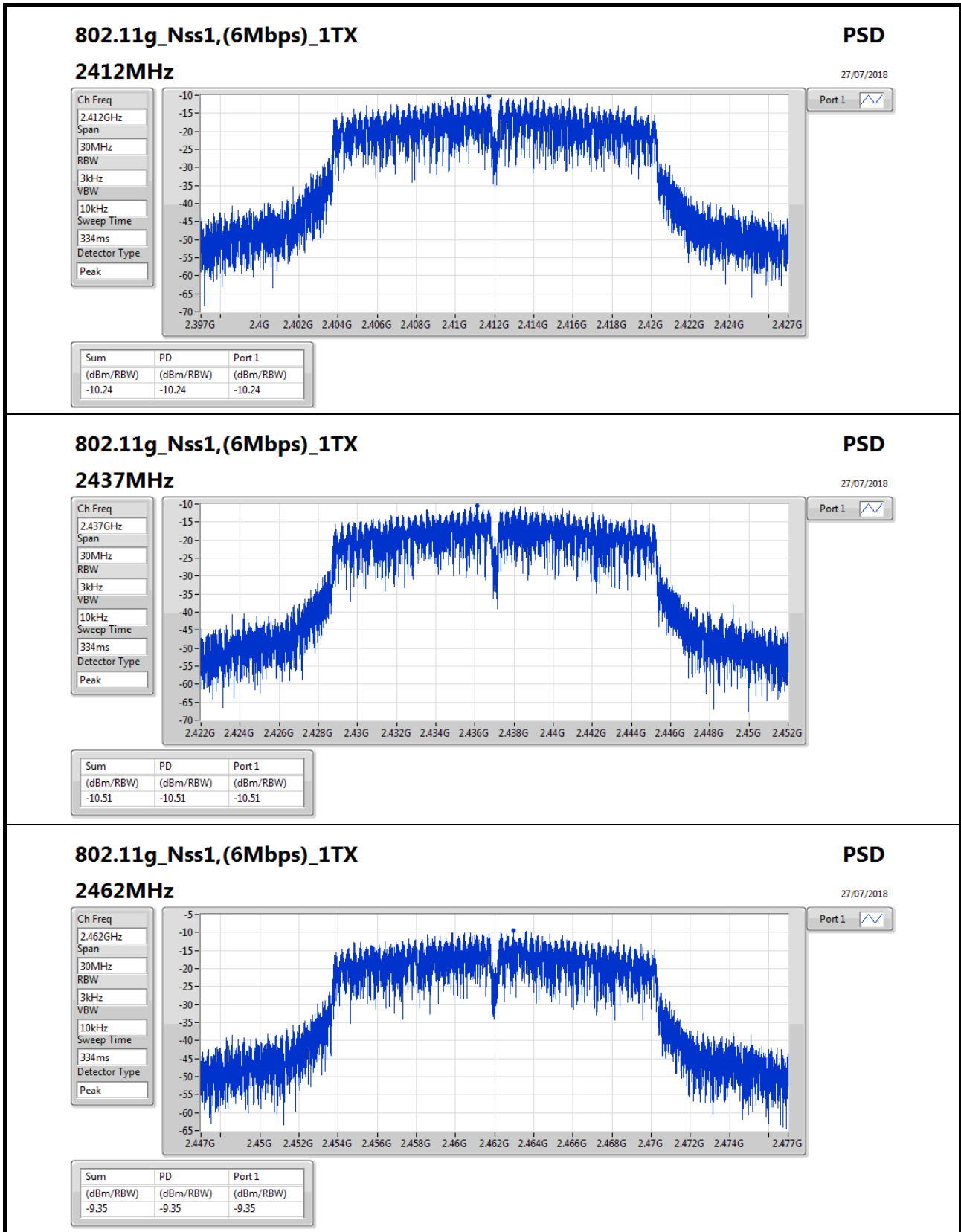
Result

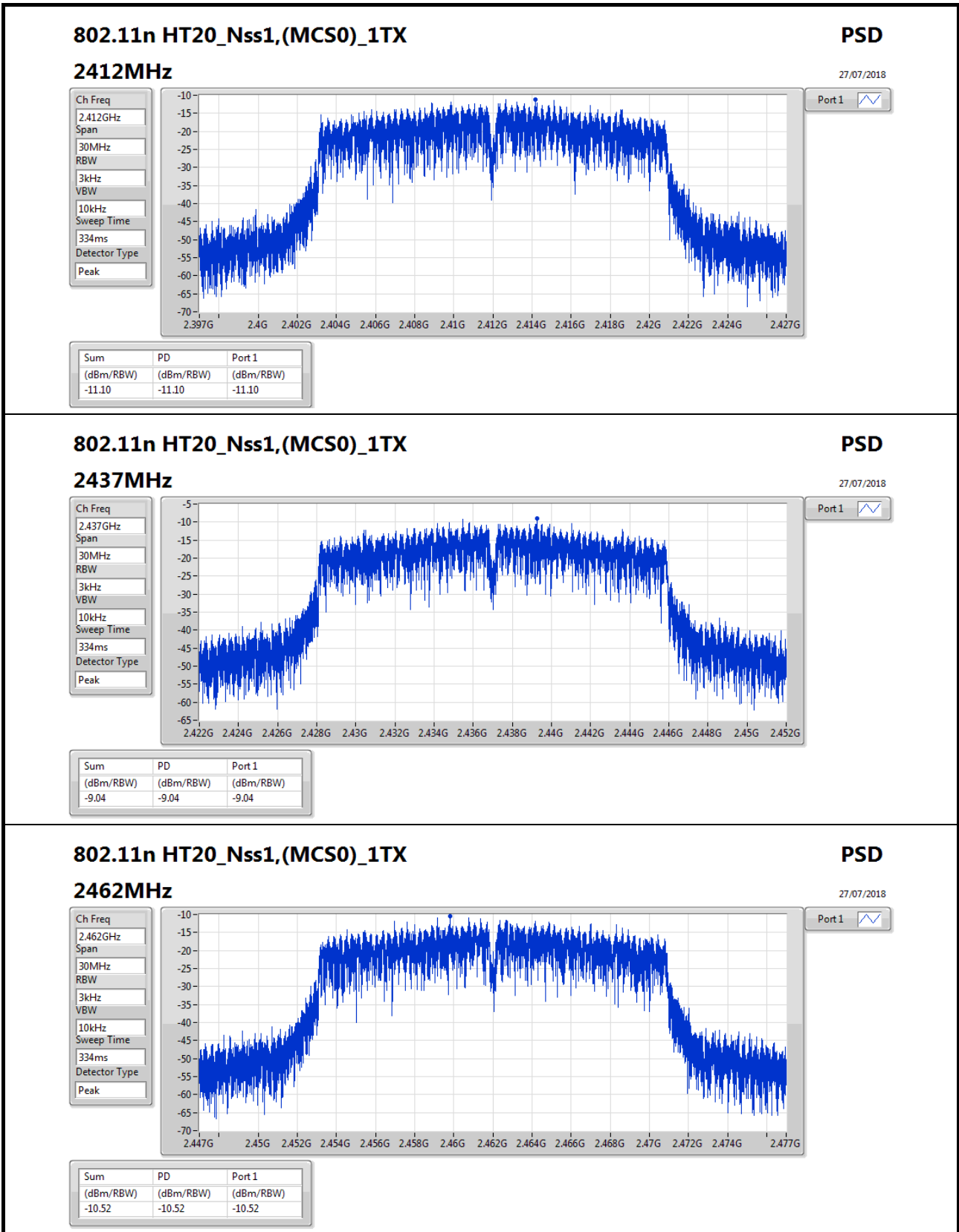
Mode	Result	DG (dBi)	Port 1 (dBm/RBW)	PD (dBm/RBW)	PD Limit (dBm/RBW)
802.11b_Nss1,(1Mbps)_1TX	-	-	-	-	-
2412MHz_TnomVnom	Pass	-0.34	-5.46	-5.46	8.00
2437MHz_TnomVnom	Pass	-0.34	-10.16	-10.16	8.00
2462MHz_TnomVnom	Pass	-0.34	-10.33	-10.33	8.00
802.11g_Nss1,(6Mbps)_1TX	-	-	-	-	-
2412MHz_TnomVnom	Pass	-0.34	-10.24	-10.24	8.00
2437MHz_TnomVnom	Pass	-0.34	-10.51	-10.51	8.00
2462MHz_TnomVnom	Pass	-0.34	-9.35	-9.35	8.00
802.11n HT20_Nss1,(MCS0)_1TX	-	-	-	-	-
2412MHz_TnomVnom	Pass	-0.34	-11.10	-11.10	8.00
2437MHz_TnomVnom	Pass	-0.34	-9.04	-9.04	8.00
2462MHz_TnomVnom	Pass	-0.34	-10.52	-10.52	8.00
802.11n HT40_Nss1,(MCS0)_1TX	-	-	-	-	-
2422MHz_TnomVnom	Pass	-0.34	-17.02	-17.02	8.00
2437MHz_TnomVnom	Pass	-0.34	-11.97	-11.97	8.00
2452MHz_TnomVnom	Pass	-0.34	-14.95	-14.95	8.00

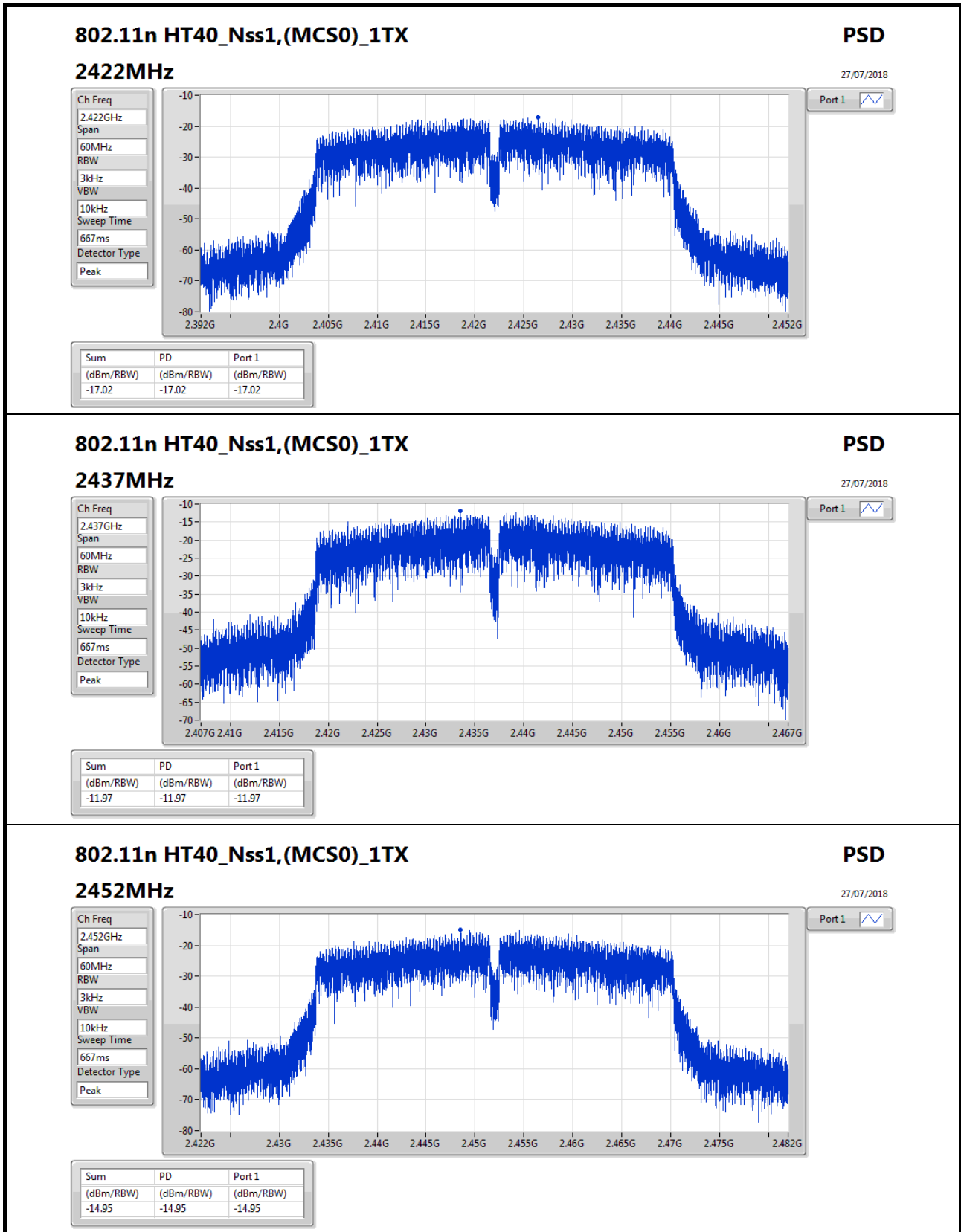
DG = Directional Gain; RBW=3kHz;

PD = trace bin-by-bin of each transmits port summing can be performed maximum power density; Port X = Port Xpower density;









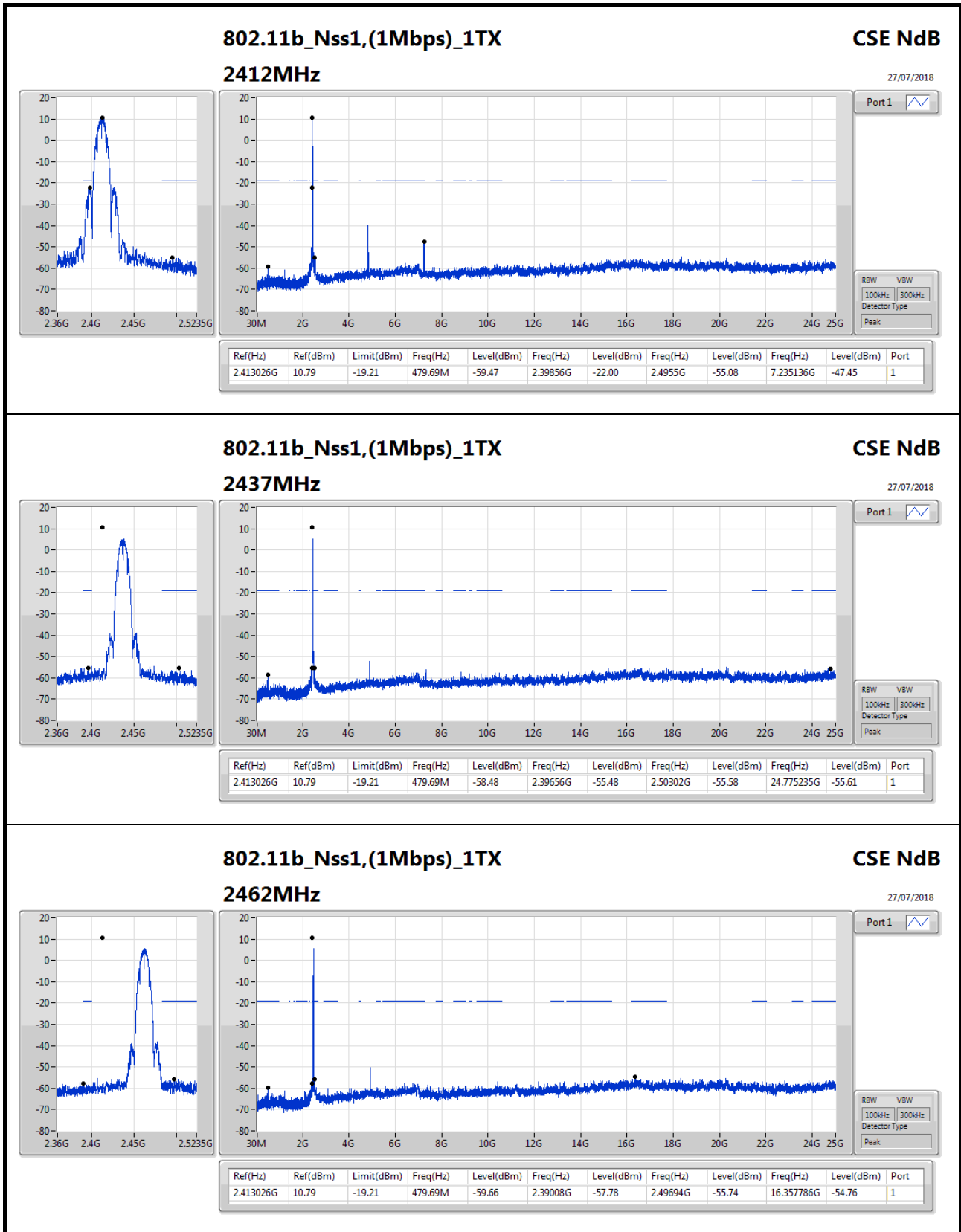


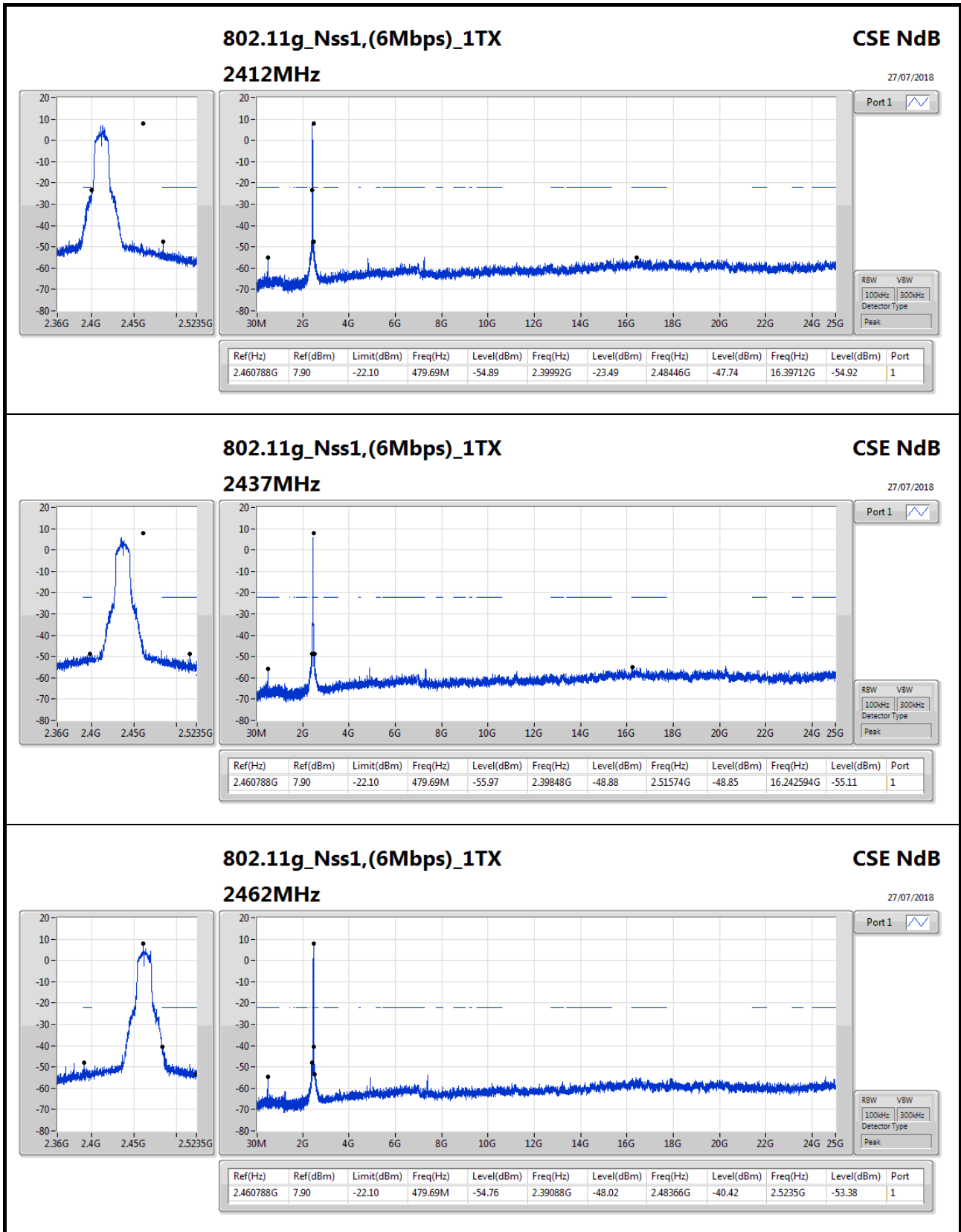
Summary

Mode	Result	Ref (Hz)	Ref (dBm)	Limit (dBm)	Freq (Hz)	Level (dBm)	Freq (Hz)	Level (dBm)	Freq (Hz)	Level (dBm)	Freq (Hz)	Level (dBm)	Port
2.4-2.4835GHz	-	-	-	-	-	-	-	-	-	-	-	-	-
802.11b_Nss1,(1Mbps)_1TX	Pass	2.413026G	10.79	-19.21	479.69M	-59.47	2.39856G	-22.00	2.4955G	-55.08	7.235136G	-47.45	1
802.11g_Nss1,(6Mbps)_1TX	Pass	2.460788G	7.90	-22.10	479.69M	-54.89	2.39992G	-23.49	2.48446G	-47.74	16.39712G	-54.92	1
802.11n HT20_Nss1,(MCS0)_1TX	Pass	2.437408G	4.19	-25.81	479.69M	-56.82	2.39992G	-26.03	2.50078G	-49.87	16.548836G	-53.89	1
802.11n HT40_Nss1,(MCS0)_1TX	Pass	2.434569G	4.92	-25.08	479.985M	-54.47	2.39888G	-34.37	2.48446G	-44.42	16.533026G	-54.99	1

Result

Mode	Result	Ref (Hz)	Ref (dBm)	Limit (dBm)	Freq (Hz)	Level (dBm)	Freq (Hz)	Level (dBm)	Freq (Hz)	Level (dBm)	Freq (Hz)	Level (dBm)	Port
802.11b_Nss1,(1Mbps)_1TX	-	-	-	-	-	-	-	-	-	-	-	-	-
2412MHz_TnomVnom	Pass	2.413026G	10.79	-19.21	479.69M	-59.47	2.39856G	-22.00	2.4955G	-55.08	7.235136G	-47.45	1
2437MHz_TnomVnom	Pass	2.413026G	10.79	-19.21	479.69M	-58.48	2.39656G	-55.48	2.50302G	-55.58	24.775235G	-55.61	1
2462MHz_TnomVnom	Pass	2.413026G	10.79	-19.21	479.69M	-59.66	2.39008G	-57.78	2.49694G	-55.74	16.357786G	-54.76	1
802.11g_Nss1,(6Mbps)_1TX	-	-	-	-	-	-	-	-	-	-	-	-	-
2412MHz_TnomVnom	Pass	2.460788G	7.90	-22.10	479.69M	-54.89	2.39992G	-23.49	2.48446G	-47.74	16.39712G	-54.92	1
2437MHz_TnomVnom	Pass	2.460788G	7.90	-22.10	479.69M	-55.97	2.39848G	-48.88	2.51574G	-48.85	16.242594G	-55.11	1
2462MHz_TnomVnom	Pass	2.460788G	7.90	-22.10	479.69M	-54.76	2.39088G	-48.02	2.48366G	-40.42	2.5235G	-53.38	1
802.11n HT20_Nss1,(MCS0)_1TX	-	-	-	-	-	-	-	-	-	-	-	-	-
2412MHz_TnomVnom	Pass	2.437408G	4.19	-25.81	479.69M	-56.82	2.39992G	-26.03	2.50078G	-49.87	16.548836G	-53.89	1
2437MHz_TnomVnom	Pass	2.437408G	4.19	-25.81	2.307575G	-58.35	2.39704G	-48.73	2.4907G	-49.29	16.529169G	-55.10	1
2462MHz_TnomVnom	Pass	2.437408G	4.19	-25.81	479.69M	-56.44	2.3908G	-48.45	2.4839G	-40.83	2.5235G	-53.98	1
802.11n HT40_Nss1,(MCS0)_1TX	-	-	-	-	-	-	-	-	-	-	-	-	-
2422MHz_TnomVnom	Pass	2.434569G	4.92	-25.08	479.985M	-53.98	2.39936G	-38.22	2.48558G	-52.54	16.409625G	-54.53	1
2437MHz_TnomVnom	Pass	2.434569G	4.92	-25.08	479.985M	-54.47	2.39888G	-34.37	2.48446G	-44.42	16.533026G	-54.99	1
2452MHz_TnomVnom	Pass	2.434569G	4.92	-25.08	479.985M	-52.69	2.39264G	-50.54	2.48446G	-39.67	16.37597G	-55.14	1





802.11g_Nss1,(6Mbps)_1TX

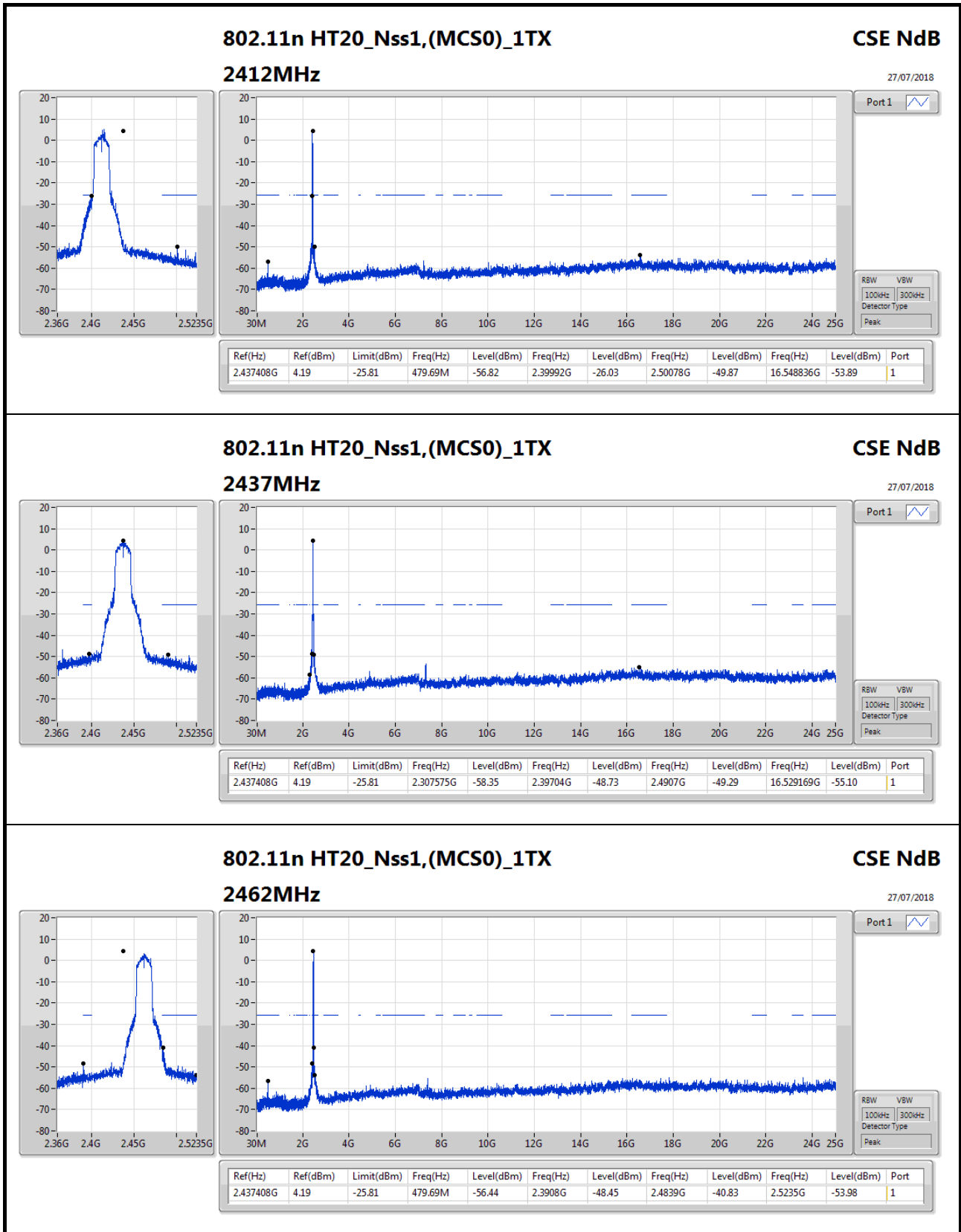
2462MHz

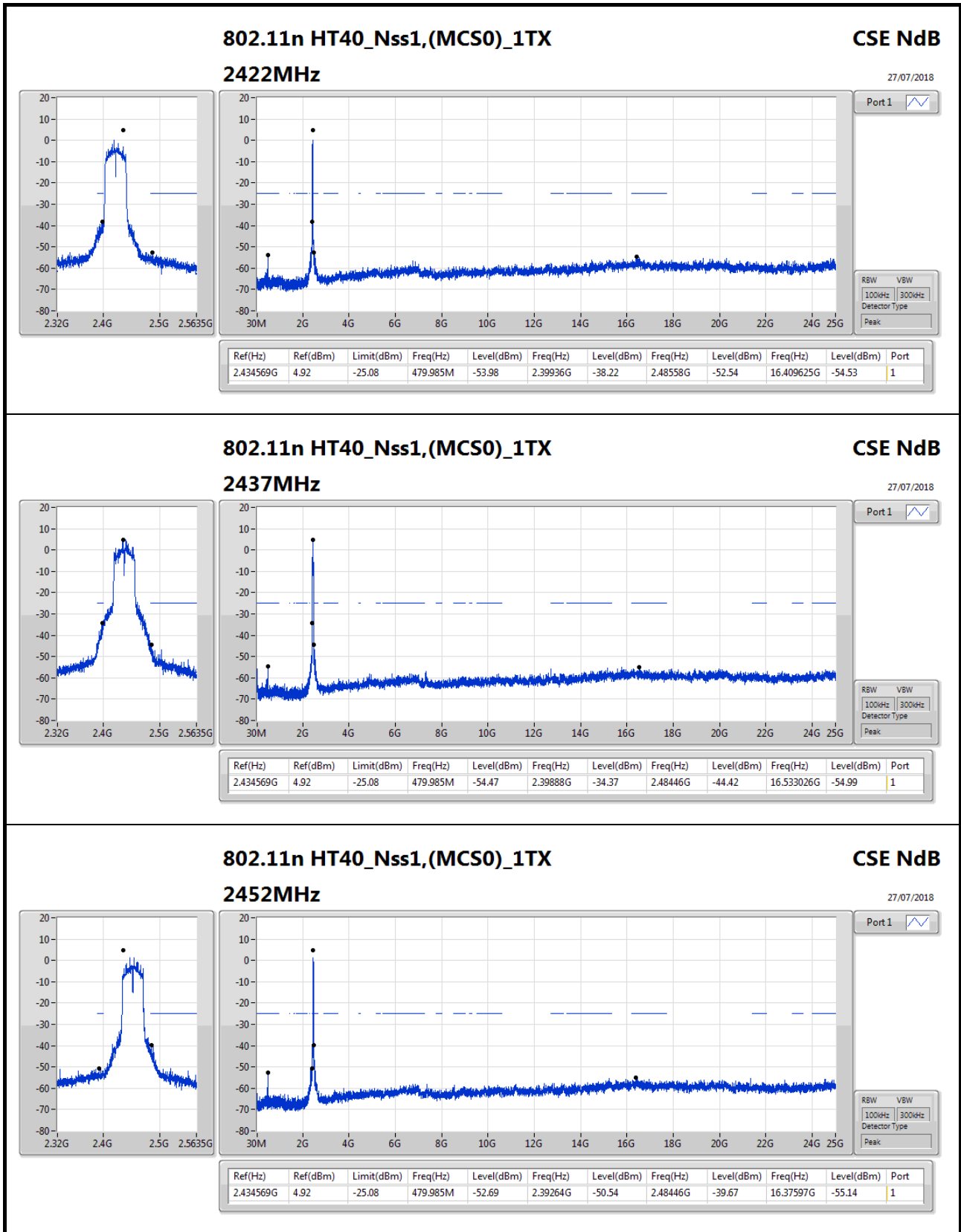
CSE NdB

27/07/2018

Port1

Ref(Hz)	Ref(dBm)	Limit(dBm)	Freq(Hz)	Level(dBm)	Freq(Hz)	Level(dBm)	Freq(Hz)	Level(dBm)	Freq(Hz)	Level(dBm)	Port
2.460788G	7.90	-22.10	479.69M	-54.76	2.39088G	-48.02	2.48366G	-40.42	2.5235G	-53.38	1





802.11n HT40_Nss1,(MCS0)_1TX

2452MHz

CSE NdB

27/07/2018

Port1

RBW 100kHz | VSW 300kHz

Detector Type

Peak



Summary

Mode	Result	Type	Freq (Hz)	Level (dBuV/m)	Limit (dBuV/m)	Margin (dB)	Factor (dB)	Dist (m)	Condition	Azimuth (°)	Height (m)	Comments
2.4-2.4835GHz	-	-	-	-	-	-	-	-	-	-	-	-
802.11n HT40_Nss1,(MCS0)_1TX	Pass	PK	580.96M	30.95	46.00	-15.05	-11.01	3	Vertical	360	1.00	-



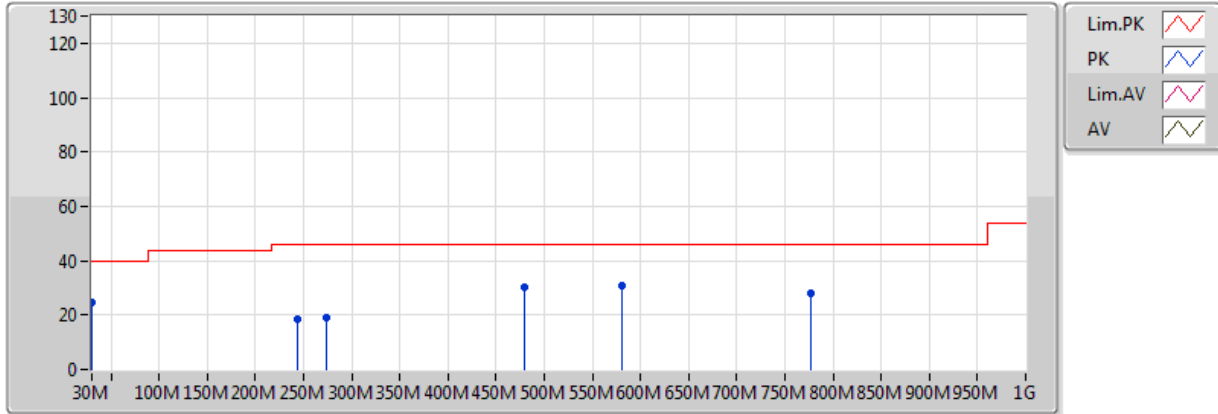
Result

Mode	Result	Type	Freq (Hz)	Level (dBuV/m)	Limit (dBuV/m)	Margin (dB)	Factor (dB)	Dist (m)	Condition	Azimuth (°)	Height (m)	Comments
802.11n HT40_Nss1,(MCS0)_1TX	-	-	-	-	-	-	-	-	-	-	-	-
2437MHz	Pass	PK	30M	24.68	40.00	-15.32	-13.40	3	Vertical	360	1.00	-
2437MHz	Pass	PK	243.4M	18.58	46.00	-27.42	-18.13	3	Vertical	360	1.00	-
2437MHz	Pass	PK	274.44M	19.10	46.00	-26.90	-16.68	3	Vertical	360	1.00	-
2437MHz	Pass	PK	480.08M	30.24	46.00	-15.76	-12.38	3	Vertical	360	1.00	-
2437MHz	Pass	PK	580.96M	30.95	46.00	-15.05	-11.01	3	Vertical	360	1.00	-
2437MHz	Pass	PK	776.9M	28.13	46.00	-17.87	-8.12	3	Vertical	360	1.00	-
2437MHz	Pass	PK	30M	18.89	40.00	-21.11	-13.40	3	Horizontal	0	1.00	-
2437MHz	Pass	PK	125.06M	27.38	43.50	-16.12	-19.22	3	Horizontal	0	1.00	-
2437MHz	Pass	PK	253.1M	24.74	46.00	-21.26	-16.68	3	Horizontal	0	1.00	-
2437MHz	Pass	PK	499.48M	21.66	46.00	-24.34	-12.10	3	Horizontal	0	1.00	-
2437MHz	Pass	PK	600.36M	23.29	46.00	-22.71	-10.88	3	Horizontal	0	1.00	-
2437MHz	Pass	PK	776.9M	26.96	46.00	-19.04	-8.12	3	Horizontal	0	1.00	-

802.11n HT40_Nss1,(MCS0)_1TX

2437MHz_USB

27/07/2018

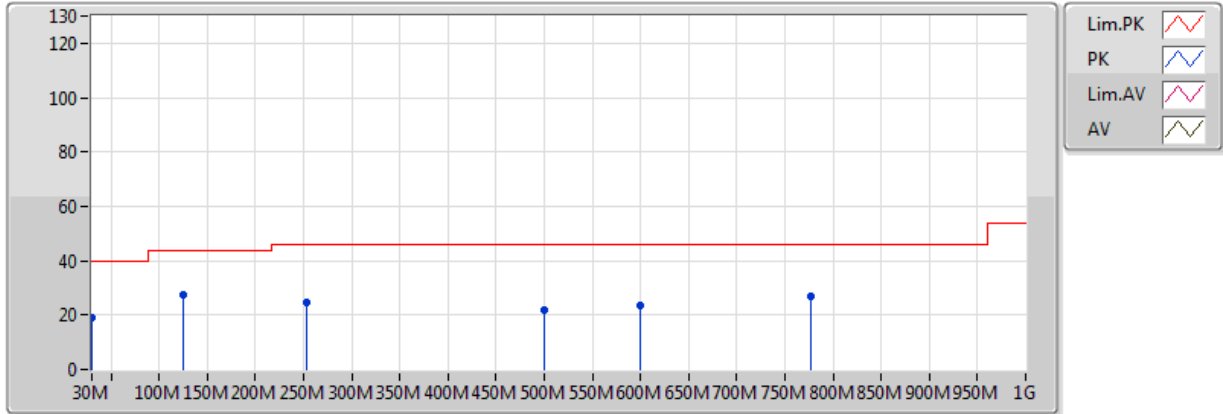


Type	Freq (Hz)	Level (dBuV/m)	Limit (dBuV/m)	Margin (dB)	Factor (dB)	Dist (m)	Condition	Azimuth (°)	Height (m)	Comments
PK	30M	24.68	40.00	-15.32	-13.40	3	Vertical	360	1.00	-
PK	243.4M	18.58	46.00	-27.42	-18.13	3	Vertical	360	1.00	-
PK	274.44M	19.10	46.00	-26.90	-16.68	3	Vertical	360	1.00	-
PK	480.08M	30.24	46.00	-15.76	-12.38	3	Vertical	360	1.00	-
PK	580.96M	30.95	46.00	-15.05	-11.01	3	Vertical	360	1.00	-
PK	776.9M	28.13	46.00	-17.87	-8.12	3	Vertical	360	1.00	-

802.11n HT40_Nss1,(MCS0)_1TX

2437MHz_USB

27/07/2018



Type	Freq (Hz)	Level (dBuV/m)	Limit (dBuV/m)	Margin (dB)	Factor (dB)	Dist (m)	Condition	Azimuth (°)	Height (m)	Comments
PK	30M	18.89	40.00	-21.11	-13.40	3	Horizontal	0	1.00	-
PK	125.06M	27.38	43.50	-16.12	-19.22	3	Horizontal	0	1.00	-
PK	253.1M	24.74	46.00	-21.26	-16.68	3	Horizontal	0	1.00	-
PK	499.48M	21.66	46.00	-24.34	-12.10	3	Horizontal	0	1.00	-
PK	600.36M	23.29	46.00	-22.71	-10.88	3	Horizontal	0	1.00	-
PK	776.9M	26.96	46.00	-19.04	-8.12	3	Horizontal	0	1.00	-



Summary

Mode	Result	Type	Freq (Hz)	Level (dBuV/m)	Limit (dBuV/m)	Margin (dB)	Factor (dB)	Dist (m)	Condition	Azimuth (°)	Height (m)	Comments
2.4-2.4835GHz	-	-	-	-	-	-	-	-	-	-	-	-
802.11b_Nss1,(1Mbps)_1TX	Pass	AV	4.82412G	53.64	54.00	-0.36	1.77	3	Vertical	84	2.35	-
802.11g_Nss1,(6Mbps)_1TX	Pass	AV	2.483502G	53.45	54.00	-0.55	31.31	3	Horizontal	200	1.50	-
802.11n HT20_Nss1,(MCS0)_1TX	Pass	AV	7.31076G	53.71	54.00	-0.29	7.80	3	Vertical	301	1.04	-
802.11n HT40_Nss1,(MCS0)_1TX	Pass	AV	2.3898G	53.73	54.00	-0.27	30.98	3	Horizontal	50	1.50	-



Result

Mode	Result	Type	Freq (Hz)	Level (dBuV/m)	Limit (dBuV/m)	Margin (dB)	Factor (dB)	Dist (m)	Condition	Azimuth (°)	Height (m)	Comments
802.11b_Nss1,(1Mbps)_1TX	-	-	-	-	-	-	-	-	-	-	-	-
2412MHz	Pass	AV	2.3862G	49.33	54.00	-4.67	30.98	3	Vertical	123	1.44	-
2412MHz	Pass	AV	2.4128G	95.17	Inf	-Inf	31.06	3	Vertical	123	1.44	-
2412MHz	Pass	PK	2.3858G	59.87	74.00	-14.13	30.97	3	Vertical	123	1.44	-
2412MHz	Pass	PK	2.413G	97.89	Inf	-Inf	31.06	3	Vertical	123	1.44	-
2412MHz	Pass	AV	2.3862G	53.48	54.00	-0.52	30.98	3	Horizontal	1	1.50	-
2412MHz	Pass	AV	2.4114G	100.23	Inf	-Inf	31.06	3	Horizontal	1	1.50	-
2412MHz	Pass	PK	2.387G	61.90	74.00	-12.10	30.98	3	Horizontal	1	1.50	-
2412MHz	Pass	PK	2.4112G	102.84	Inf	-Inf	31.06	3	Horizontal	1	1.50	-
2412MHz	Pass	AV	4.82412G	53.64	54.00	-0.36	1.77	3	Vertical	84	2.35	-
2412MHz	Pass	PK	4.82412G	55.95	74.00	-18.05	1.77	3	Vertical	84	2.35	-
2412MHz	Pass	AV	4.82412G	52.38	54.00	-1.62	1.77	3	Horizontal	148	1.28	-
2412MHz	Pass	PK	4.82406G	55.00	74.00	-19.00	1.77	3	Horizontal	148	1.28	-
2437MHz	Pass	AV	2.3382G	45.73	54.00	-8.27	30.82	3	Vertical	168	1.54	-
2437MHz	Pass	AV	2.4378G	90.74	Inf	-Inf	31.15	3	Vertical	168	1.54	-
2437MHz	Pass	AV	2.4982G	46.49	54.00	-7.51	31.36	3	Vertical	168	1.54	-
2437MHz	Pass	PK	2.3518G	58.64	74.00	-15.36	30.86	3	Vertical	168	1.54	-
2437MHz	Pass	PK	2.4378G	93.15	Inf	-Inf	31.15	3	Vertical	168	1.54	-
2437MHz	Pass	PK	2.4882G	58.75	74.00	-15.25	31.32	3	Vertical	168	1.54	-
2437MHz	Pass	AV	2.3382G	45.73	54.00	-8.27	30.82	3	Horizontal	207	2.33	-
2437MHz	Pass	AV	2.4378G	92.51	Inf	-Inf	31.15	3	Horizontal	207	2.33	-
2437MHz	Pass	AV	2.4986G	46.49	54.00	-7.51	31.36	3	Horizontal	207	2.33	-
2437MHz	Pass	PK	2.381G	57.99	74.00	-16.01	30.95	3	Horizontal	207	2.33	-
2437MHz	Pass	PK	2.4378G	95.11	Inf	-Inf	31.15	3	Horizontal	207	2.33	-
2437MHz	Pass	PK	2.4846G	58.89	74.00	-15.11	31.31	3	Horizontal	207	2.33	-
2437MHz	Pass	AV	7.31034G	53.21	54.00	-0.79	7.80	3	Vertical	303	1.01	-
2437MHz	Pass	PK	7.31058G	58.71	74.00	-15.29	7.80	3	Vertical	303	1.01	-
2437MHz	Pass	AV	7.3119G	51.81	54.00	-2.19	7.80	3	Horizontal	76	1.07	-
2437MHz	Pass	PK	7.31106G	57.81	74.00	-16.19	7.80	3	Horizontal	76	1.07	-
2462MHz	Pass	AV	2.4612G	91.29	Inf	-Inf	31.23	3	Vertical	169	1.20	-
2462MHz	Pass	AV	2.4982G	46.49	54.00	-7.51	31.36	3	Vertical	169	1.20	-
2462MHz	Pass	PK	2.4612G	93.89	Inf	-Inf	31.23	3	Vertical	169	1.20	-
2462MHz	Pass	PK	2.494G	59.52	74.00	-14.48	31.33	3	Vertical	169	1.20	-
2462MHz	Pass	AV	2.4612G	96.75	Inf	-Inf	31.23	3	Horizontal	200	1.66	-
2462MHz	Pass	AV	2.4982G	46.49	54.00	-7.51	31.36	3	Horizontal	200	1.66	-
2462MHz	Pass	PK	2.4612G	99.37	Inf	-Inf	31.23	3	Horizontal	200	1.66	-
2462MHz	Pass	PK	2.4966G	59.41	74.00	-14.59	31.35	3	Horizontal	200	1.66	-
2462MHz	Pass	AV	7.38534G	53.64	54.00	-0.36	8.00	3	Vertical	313	1.01	-
2462MHz	Pass	PK	7.38582G	59.01	74.00	-14.99	8.00	3	Vertical	313	1.01	-
2462MHz	Pass	AV	7.38534G	52.72	54.00	-1.28	8.00	3	Horizontal	74	1.02	-
2462MHz	Pass	PK	7.3854G	58.32	74.00	-15.68	8.00	3	Horizontal	74	1.02	-
802.11g_Nss1,(6Mbps)_1TX	-	-	-	-	-	-	-	-	-	-	-	-
2412MHz	Pass	AV	2.389998G	51.73	54.00	-2.27	30.98	3	Vertical	80	2.69	-
2412MHz	Pass	AV	2.411G	93.53	Inf	-Inf	31.06	3	Vertical	80	2.69	-
2412MHz	Pass	PK	2.3894G	65.55	74.00	-8.45	30.98	3	Vertical	80	2.69	-
2412MHz	Pass	PK	2.4072G	101.96	Inf	-Inf	31.04	3	Vertical	80	2.69	-
2412MHz	Pass	AV	2.389998G	53.36	54.00	-0.64	30.98	3	Horizontal	204	1.50	-
2412MHz	Pass	AV	2.4112G	96.68	Inf	-Inf	31.06	3	Horizontal	204	1.50	-



RSE TX above 1GHz Result

Appendix F.2

Mode	Result	Type	Freq (Hz)	Level (dBuV/m)	Limit (dBuV/m)	Margin (dB)	Factor (dB)	Dist (m)	Condition	Azimuth (°)	Height (m)	Comments
2412MHz	Pass	PK	2.3894G	67.74	74.00	-6.26	30.98	3	Horizontal	204	1.50	-
2412MHz	Pass	PK	2.4134G	105.00	Inf	-Inf	31.07	3	Horizontal	204	1.50	-
2412MHz	Pass	AV	4.82214G	37.63	54.00	-16.37	1.77	3	Vertical	91	2.34	-
2412MHz	Pass	PK	4.82394G	49.82	74.00	-24.18	1.77	3	Vertical	91	2.34	-
2412MHz	Pass	AV	4.82202G	37.38	54.00	-16.62	1.77	3	Horizontal	151	1.16	-
2412MHz	Pass	PK	4.8237G	50.00	74.00	-24.00	1.77	3	Horizontal	151	1.16	-
2437MHz	Pass	AV	2.3382G	46.59	54.00	-7.41	30.82	3	Vertical	57	2.32	-
2437MHz	Pass	AV	2.4382G	92.45	Inf	-Inf	31.15	3	Vertical	57	2.32	-
2437MHz	Pass	AV	2.499G	47.07	54.00	-6.93	31.36	3	Vertical	57	2.32	-
2437MHz	Pass	PK	2.3634G	58.56	74.00	-15.44	30.90	3	Vertical	57	2.32	-
2437MHz	Pass	PK	2.4386G	100.82	Inf	-Inf	31.15	3	Vertical	57	2.32	-
2437MHz	Pass	PK	2.4886G	58.61	74.00	-15.39	31.32	3	Vertical	57	2.32	-
2437MHz	Pass	AV	2.3878G	46.83	54.00	-7.17	30.98	3	Horizontal	50	1.50	-
2437MHz	Pass	AV	2.4382G	95.53	Inf	-Inf	31.15	3	Horizontal	50	1.50	-
2437MHz	Pass	AV	2.4914G	47.58	54.00	-6.42	31.33	3	Horizontal	50	1.50	-
2437MHz	Pass	PK	2.3442G	58.52	74.00	-15.48	30.84	3	Horizontal	50	1.50	-
2437MHz	Pass	PK	2.4382G	103.69	Inf	-Inf	31.15	3	Horizontal	50	1.50	-
2437MHz	Pass	PK	2.4978G	58.63	74.00	-15.37	31.35	3	Horizontal	50	1.50	-
2437MHz	Pass	AV	7.3101G	53.07	54.00	-0.93	7.80	3	Vertical	301	1.04	-
2437MHz	Pass	PK	7.31454G	65.70	74.00	-8.30	7.81	3	Vertical	301	1.04	-
2437MHz	Pass	AV	7.31064G	49.64	54.00	-4.36	7.80	3	Horizontal	359	1.02	-
2437MHz	Pass	PK	7.31496G	63.17	74.00	-10.83	7.81	3	Horizontal	359	1.02	-
2462MHz	Pass	AV	2.4628G	92.98	Inf	-Inf	31.23	3	Vertical	54	2.23	-
2462MHz	Pass	AV	2.483502G	50.26	54.00	-3.74	31.31	3	Vertical	54	2.23	-
2462MHz	Pass	PK	2.4634G	101.30	Inf	-Inf	31.24	3	Vertical	54	2.23	-
2462MHz	Pass	PK	2.4848G	62.92	74.00	-11.08	31.31	3	Vertical	54	2.23	-
2462MHz	Pass	AV	2.4612G	96.15	Inf	-Inf	31.23	3	Horizontal	200	1.50	-
2462MHz	Pass	AV	2.483502G	53.45	54.00	-0.55	31.31	3	Horizontal	200	1.50	-
2462MHz	Pass	PK	2.4602G	104.45	Inf	-Inf	31.22	3	Horizontal	200	1.50	-
2462MHz	Pass	PK	2.4844G	67.32	74.00	-6.68	31.31	3	Horizontal	200	1.50	-
2462MHz	Pass	AV	7.38822G	53.04	54.00	-0.96	8.01	3	Vertical	309	1.02	-
2462MHz	Pass	PK	7.3899G	66.06	74.00	-7.94	8.01	3	Vertical	309	1.02	-
2462MHz	Pass	AV	7.38582G	50.45	54.00	-3.55	8.00	3	Horizontal	356	1.01	-
2462MHz	Pass	PK	7.39002G	63.47	74.00	-10.53	8.01	3	Horizontal	356	1.01	-
802.11n HT20_Nss1,(MCS0)_1TX	-	-	-	-	-	-	-	-	-	-	-	-
2412MHz	Pass	AV	2.3896G	51.73	54.00	-2.27	30.98	3	Vertical	80	2.69	-
2412MHz	Pass	AV	2.4106G	92.11	Inf	-Inf	31.06	3	Vertical	80	2.69	-
2412MHz	Pass	PK	2.389G	67.30	74.00	-6.70	30.98	3	Vertical	80	2.69	-
2412MHz	Pass	PK	2.4106G	100.21	Inf	-Inf	31.06	3	Vertical	80	2.69	-
2412MHz	Pass	AV	2.389998G	53.48	54.00	-0.52	30.98	3	Horizontal	204	1.50	-
2412MHz	Pass	AV	2.4108G	95.28	Inf	-Inf	31.06	3	Horizontal	204	1.50	-
2412MHz	Pass	PK	2.3892G	68.04	74.00	-5.96	30.98	3	Horizontal	204	1.50	-
2412MHz	Pass	PK	2.4108G	103.65	Inf	-Inf	31.06	3	Horizontal	204	1.50	-
2412MHz	Pass	AV	4.82208G	35.37	54.00	-18.63	1.77	3	Vertical	88	2.51	-
2412MHz	Pass	PK	4.82502G	48.50	74.00	-25.50	1.78	3	Vertical	88	2.51	-
2412MHz	Pass	AV	4.8183G	32.77	54.00	-21.23	1.76	3	Horizontal	151	2.69	-
2412MHz	Pass	PK	4.82106G	44.44	74.00	-29.56	1.77	3	Horizontal	151	2.69	-
2417MHz	Pass	AV	2.3892G	47.05	54.00	-6.95	30.77	3	Vertical	91	1.00	-
2417MHz	Pass	AV	2.416G	92.10	Inf	-Inf	30.87	3	Vertical	91	1.00	-



RSE TX above 1GHz Result

Appendix F.2

Mode	Result	Type	Freq (Hz)	Level (dBuV/m)	Limit (dBuV/m)	Margin (dB)	Factor (dB)	Dist (m)	Condition	Azimuth (°)	Height (m)	Comments
2417MHz	Pass	PK	2.3898G	60.31	74.00	-13.69	30.77	3	Vertical	91	1.00	-
2417MHz	Pass	PK	2.4156G	98.46	Inf	-Inf	30.87	3	Vertical	91	1.00	-
2417MHz	Pass	PK	2.3898G	65.77	74.00	-8.23	30.77	3	Horizontal	26	1.00	-
2417MHz	Pass	AV	2.389998G	50.60	54.00	-3.40	30.77	3	Horizontal	26	1.00	-
2417MHz	Pass	PK	2.4144G	105.68	Inf	-Inf	30.86	3	Horizontal	26	1.00	-
2417MHz	Pass	AV	2.416G	99.09	Inf	-Inf	30.87	3	Horizontal	26	1.00	-
2437MHz	Pass	AV	2.3454G	46.57	54.00	-7.43	30.84	3	Vertical	61	2.32	-
2437MHz	Pass	AV	2.4378G	93.10	Inf	-Inf	31.15	3	Vertical	61	2.32	-
2437MHz	Pass	AV	2.4922G	47.32	54.00	-6.68	31.33	3	Vertical	61	2.32	-
2437MHz	Pass	PK	2.3626G	58.43	74.00	-15.57	30.90	3	Vertical	61	2.32	-
2437MHz	Pass	PK	2.4382G	101.29	Inf	-Inf	31.15	3	Vertical	61	2.32	-
2437MHz	Pass	PK	2.4902G	59.25	74.00	-14.75	31.33	3	Vertical	61	2.32	-
2437MHz	Pass	AV	2.3582G	46.83	54.00	-7.17	30.89	3	Horizontal	349	1.74	-
2437MHz	Pass	AV	2.4386G	96.30	Inf	-Inf	31.15	3	Horizontal	349	1.74	-
2437MHz	Pass	AV	2.4986G	47.35	54.00	-6.65	31.36	3	Horizontal	349	1.74	-
2437MHz	Pass	PK	2.3814G	58.82	74.00	-15.18	30.96	3	Horizontal	349	1.74	-
2437MHz	Pass	PK	2.4358G	104.45	Inf	-Inf	31.14	3	Horizontal	349	1.74	-
2437MHz	Pass	PK	2.4942G	58.62	74.00	-15.38	31.34	3	Horizontal	349	1.74	-
2437MHz	Pass	AV	7.31076G	53.71	54.00	-0.29	7.80	3	Vertical	301	1.04	-
2437MHz	Pass	PK	7.30836G	67.66	74.00	-6.34	7.79	3	Vertical	301	1.04	-
2437MHz	Pass	AV	7.31088G	49.87	54.00	-4.13	7.80	3	Horizontal	1	1.01	-
2437MHz	Pass	PK	7.3083G	63.14	74.00	-10.86	7.79	3	Horizontal	1	1.01	-
2457MHz	Pass	AV	2.458G	93.82	Inf	-Inf	31.02	3	Vertical	233	2.52	-
2457MHz	Pass	AV	2.484G	47.06	54.00	-6.94	31.12	3	Vertical	233	2.52	-
2457MHz	Pass	PK	2.46G	100.39	Inf	-Inf	31.03	3	Vertical	233	2.52	-
2457MHz	Pass	PK	2.484G	58.97	74.00	-15.03	31.12	3	Vertical	233	2.52	-
2457MHz	Pass	AV	2.458G	99.36	Inf	-Inf	31.02	3	Horizontal	30	1.01	-
2457MHz	Pass	AV	2.483502G	48.47	54.00	-5.53	31.11	3	Horizontal	30	1.01	-
2457MHz	Pass	PK	2.4564G	105.96	Inf	-Inf	31.01	3	Horizontal	30	1.01	-
2457MHz	Pass	PK	2.483502G	62.18	74.00	-11.82	31.11	3	Horizontal	30	1.01	-
2462MHz	Pass	AV	2.4634G	90.81	Inf	-Inf	31.24	3	Vertical	123	1.38	-
2462MHz	Pass	AV	2.483502G	50.06	54.00	-3.94	31.31	3	Vertical	123	1.38	-
2462MHz	Pass	PK	2.465G	98.80	Inf	-Inf	31.24	3	Vertical	123	1.38	-
2462MHz	Pass	PK	2.4836G	63.56	74.00	-10.44	31.31	3	Vertical	123	1.38	-
2462MHz	Pass	AV	2.4606G	94.86	Inf	-Inf	31.23	3	Horizontal	204	1.49	-
2462MHz	Pass	AV	2.483502G	53.45	54.00	-0.55	31.31	3	Horizontal	204	1.49	-
2462MHz	Pass	PK	2.4606G	103.22	Inf	-Inf	31.23	3	Horizontal	204	1.49	-
2462MHz	Pass	PK	2.483502G	67.45	74.00	-6.55	31.31	3	Horizontal	204	1.49	-
2462MHz	Pass	AV	7.38846G	49.78	54.00	-4.22	8.01	3	Vertical	306	1.23	-
2462MHz	Pass	PK	7.3839G	63.40	74.00	-10.60	8.00	3	Vertical	306	1.23	-
2462MHz	Pass	AV	7.3857G	47.96	54.00	-6.04	8.00	3	Horizontal	10	1.02	-
2462MHz	Pass	PK	7.3833G	61.73	74.00	-12.27	7.99	3	Horizontal	10	1.02	-
802.11n HT40_Nss1,(MCS0)_1TX	-	-	-	-	-	-	-	-	-	-	-	-
2422MHz	Pass	AV	2.389998G	51.42	54.00	-2.58	30.98	3	Vertical	82	2.63	-
2422MHz	Pass	AV	2.4236G	86.97	Inf	-Inf	31.10	3	Vertical	82	2.63	-
2422MHz	Pass	AV	2.4876G	47.83	54.00	-6.17	31.32	3	Vertical	82	2.63	-
2422MHz	Pass	PK	2.3896G	64.28	74.00	-9.72	30.98	3	Vertical	82	2.63	-
2422MHz	Pass	PK	2.4204G	94.12	Inf	-Inf	31.09	3	Vertical	82	2.63	-
2422MHz	Pass	PK	2.4916G	58.16	74.00	-15.84	31.33	3	Vertical	82	2.63	-



RSE TX above 1GHz Result

Appendix F.2

Mode	Result	Type	Freq (Hz)	Level (dBuV/m)	Limit (dBuV/m)	Margin (dB)	Factor (dB)	Dist (m)	Condition	Azimuth (°)	Height (m)	Comments
2422MHz	Pass	AV	2.3892G	52.98	54.00	-1.02	30.98	3	Horizontal	205	1.50	-
2422MHz	Pass	AV	2.4164G	89.32	Inf	-Inf	31.08	3	Horizontal	205	1.50	-
2422MHz	Pass	AV	2.499998G	47.87	54.00	-6.13	31.36	3	Horizontal	205	1.50	-
2422MHz	Pass	PK	2.3896G	67.28	74.00	-6.72	30.98	3	Horizontal	205	1.50	-
2422MHz	Pass	PK	2.4164G	97.31	Inf	-Inf	31.08	3	Horizontal	205	1.50	-
2422MHz	Pass	PK	2.4852G	59.24	74.00	-14.76	31.31	3	Horizontal	205	1.50	-
2422MHz	Pass	AV	4.83308G	34.03	54.00	-19.97	1.79	3	Vertical	82	2.56	-
2422MHz	Pass	PK	4.83368G	45.28	74.00	-28.72	1.79	3	Vertical	82	2.56	-
2422MHz	Pass	AV	4.84466G	33.77	54.00	-20.23	1.82	3	Horizontal	320	2.61	-
2422MHz	Pass	PK	4.84766G	45.20	74.00	-28.80	1.82	3	Horizontal	320	2.61	-
2427MHz	Pass	AV	2.3894G	48.67	54.00	-5.33	30.77	3	Vertical	162	2.11	-
2427MHz	Pass	AV	2.4258G	85.12	Inf	-Inf	30.90	3	Vertical	162	2.11	-
2427MHz	Pass	AV	2.4998G	45.93	54.00	-8.07	31.17	3	Vertical	162	2.11	-
2427MHz	Pass	PK	2.389G	59.28	74.00	-14.72	30.77	3	Vertical	162	2.11	-
2427MHz	Pass	PK	2.4242G	91.28	Inf	-Inf	30.90	3	Vertical	162	2.11	-
2427MHz	Pass	PK	2.489G	55.61	74.00	-18.39	31.13	3	Vertical	162	2.11	-
2427MHz	Pass	AV	2.3894G	53.44	54.00	-0.56	30.77	3	Horizontal	23	2.62	-
2427MHz	Pass	AV	2.4258G	91.82	Inf	-Inf	30.90	3	Horizontal	23	2.62	-
2427MHz	Pass	AV	2.4854G	46.32	54.00	-7.68	31.12	3	Horizontal	23	2.62	-
2427MHz	Pass	PK	2.3898G	65.16	74.00	-8.84	30.77	3	Horizontal	23	2.62	-
2427MHz	Pass	PK	2.4302G	97.93	Inf	-Inf	30.92	3	Horizontal	23	2.62	-
2427MHz	Pass	PK	2.499G	55.72	74.00	-18.28	31.17	3	Horizontal	23	2.62	-
2432MHz	Pass	AV	2.3892G	49.80	54.00	-4.20	30.77	3	Vertical	161	2.12	-
2432MHz	Pass	AV	2.4308G	86.84	Inf	-Inf	30.92	3	Vertical	161	2.12	-
2432MHz	Pass	AV	2.499998G	46.11	54.00	-7.89	31.17	3	Vertical	161	2.12	-
2432MHz	Pass	PK	2.3884G	60.31	74.00	-13.69	30.77	3	Vertical	161	2.12	-
2432MHz	Pass	PK	2.4264G	93.16	Inf	-Inf	30.91	3	Vertical	161	2.12	-
2432MHz	Pass	PK	2.4956G	56.67	74.00	-17.33	31.16	3	Vertical	161	2.12	-
2432MHz	Pass	AV	2.389998G	52.72	54.00	-1.28	30.77	3	Horizontal	21	1.12	-
2432MHz	Pass	AV	2.434G	93.94	Inf	-Inf	30.93	3	Horizontal	21	1.12	-
2432MHz	Pass	AV	2.4892G	46.97	54.00	-7.03	31.13	3	Horizontal	21	1.12	-
2432MHz	Pass	PK	2.389998G	63.64	74.00	-10.36	30.77	3	Horizontal	21	1.12	-
2432MHz	Pass	PK	2.4356G	99.98	Inf	-Inf	30.94	3	Horizontal	21	1.12	-
2432MHz	Pass	PK	2.4896G	55.81	74.00	-18.19	31.13	3	Horizontal	21	1.12	-
2437MHz	Pass	AV	2.3894G	49.71	54.00	-4.29	30.98	3	Vertical	59	2.31	-
2437MHz	Pass	AV	2.4382G	91.09	Inf	-Inf	31.15	3	Vertical	59	2.31	-
2437MHz	Pass	AV	2.483502G	49.01	54.00	-4.99	31.31	3	Vertical	59	2.31	-
2437MHz	Pass	PK	2.3898G	61.72	74.00	-12.28	30.98	3	Vertical	59	2.31	-
2437MHz	Pass	PK	2.439G	98.72	Inf	-Inf	31.15	3	Vertical	59	2.31	-
2437MHz	Pass	PK	2.483502G	59.83	74.00	-14.17	31.31	3	Vertical	59	2.31	-
2437MHz	Pass	AV	2.3898G	53.73	54.00	-0.27	30.98	3	Horizontal	50	1.50	-
2437MHz	Pass	AV	2.4386G	94.01	Inf	-Inf	31.15	3	Horizontal	50	1.50	-
2437MHz	Pass	AV	2.483502G	51.00	54.00	-3.00	31.31	3	Horizontal	50	1.50	-
2437MHz	Pass	PK	2.3898G	66.85	74.00	-7.15	30.98	3	Horizontal	50	1.50	-
2437MHz	Pass	PK	2.4354G	101.54	Inf	-Inf	31.14	3	Horizontal	50	1.50	-
2437MHz	Pass	PK	2.483502G	63.64	74.00	-10.36	31.31	3	Horizontal	50	1.50	-
2437MHz	Pass	AV	7.3152G	47.42	54.00	-6.58	7.81	3	Vertical	104	1.04	-
2437MHz	Pass	PK	7.31688G	58.75	74.00	-15.25	7.82	3	Vertical	104	1.04	-
2437MHz	Pass	AV	7.31532G	47.28	54.00	-6.72	7.81	3	Horizontal	1	1.22	-



RSE TX above 1GHz Result

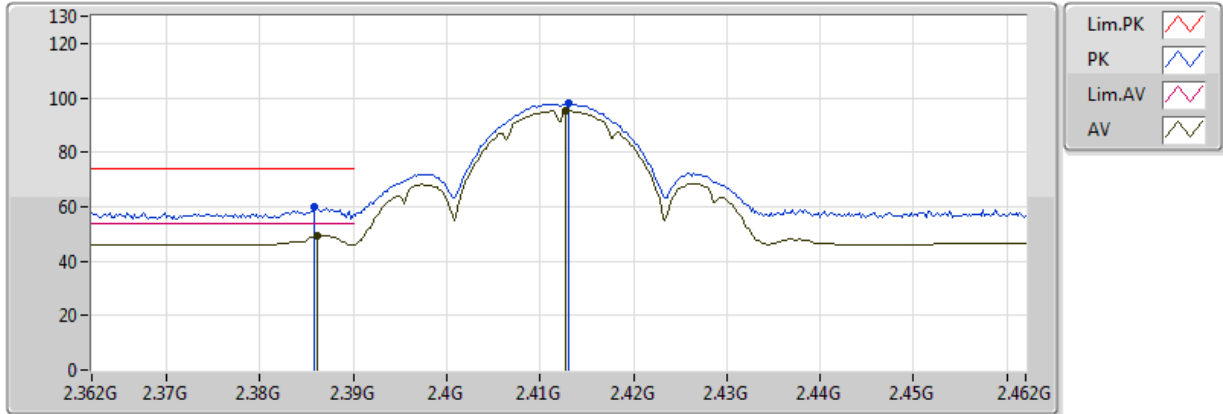
Appendix F.2

Mode	Result	Type	Freq (Hz)	Level (dBuV/m)	Limit (dBuV/m)	Margin (dB)	Factor (dB)	Dist (m)	Condition	Azimuth (°)	Height (m)	Comments
2437MHz	Pass	PK	7.31556G	58.16	74.00	-15.84	7.81	3	Horizontal	1	1.22	-
2442MHz	Pass	AV	2.388G	46.03	54.00	-7.97	30.77	3	Vertical	95	1.17	-
2442MHz	Pass	AV	2.4432G	87.46	Inf	-Inf	30.97	3	Vertical	95	1.17	-
2442MHz	Pass	AV	2.483502G	48.20	54.00	-5.80	31.11	3	Vertical	95	1.17	-
2442MHz	Pass	PK	2.3868G	54.85	74.00	-19.15	30.76	3	Vertical	95	1.17	-
2442MHz	Pass	PK	2.4456G	93.79	Inf	-Inf	30.97	3	Vertical	95	1.17	-
2442MHz	Pass	PK	2.484G	57.39	74.00	-16.61	31.12	3	Vertical	95	1.17	-
2442MHz	Pass	AV	2.3884G	46.96	54.00	-7.04	30.77	3	Horizontal	15	2.69	-
2442MHz	Pass	AV	2.4436G	95.37	Inf	-Inf	30.97	3	Horizontal	15	2.69	-
2442MHz	Pass	AV	2.483502G	53.11	54.00	-0.89	31.11	3	Horizontal	15	2.69	-
2442MHz	Pass	PK	2.389998G	58.81	74.00	-15.19	30.77	3	Horizontal	15	2.69	-
2442MHz	Pass	PK	2.4448G	101.46	Inf	-Inf	30.97	3	Horizontal	15	2.69	-
2442MHz	Pass	PK	2.484G	63.05	74.00	-10.95	31.12	3	Horizontal	15	2.69	-
2447MHz	Pass	AV	2.3746G	45.30	54.00	-8.70	30.72	3	Vertical	67	1.50	-
2447MHz	Pass	AV	2.4442G	84.34	Inf	-Inf	30.97	3	Vertical	67	1.50	-
2447MHz	Pass	AV	2.483502G	46.69	54.00	-7.31	31.11	3	Vertical	67	1.50	-
2447MHz	Pass	PK	2.3594G	55.32	74.00	-18.68	30.67	3	Vertical	67	1.50	-
2447MHz	Pass	PK	2.4402G	90.53	Inf	-Inf	30.95	3	Vertical	67	1.50	-
2447MHz	Pass	PK	2.4954G	55.51	74.00	-18.49	31.16	3	Vertical	67	1.50	-
2447MHz	Pass	AV	2.3774G	45.98	54.00	-8.02	30.73	3	Horizontal	19	1.03	-
2447MHz	Pass	AV	2.4486G	93.38	Inf	-Inf	30.98	3	Horizontal	19	1.03	-
2447MHz	Pass	AV	2.483502G	52.89	54.00	-1.11	31.11	3	Horizontal	19	1.03	-
2447MHz	Pass	PK	2.3662G	55.96	74.00	-18.04	30.70	3	Horizontal	19	1.03	-
2447MHz	Pass	PK	2.4486G	99.90	Inf	-Inf	30.98	3	Horizontal	19	1.03	-
2447MHz	Pass	PK	2.4846G	62.85	74.00	-11.15	31.12	3	Horizontal	19	1.03	-
2452MHz	Pass	AV	2.3584G	47.59	54.00	-6.41	30.89	3	Vertical	123	1.34	-
2452MHz	Pass	AV	2.4536G	86.12	Inf	-Inf	31.20	3	Vertical	123	1.34	-
2452MHz	Pass	AV	2.483502G	50.82	54.00	-3.18	31.31	3	Vertical	123	1.34	-
2452MHz	Pass	PK	2.3716G	57.85	74.00	-16.15	30.93	3	Vertical	123	1.34	-
2452MHz	Pass	PK	2.4556G	93.59	Inf	-Inf	31.21	3	Vertical	123	1.34	-
2452MHz	Pass	PK	2.483502G	62.50	74.00	-11.50	31.31	3	Vertical	123	1.34	-
2452MHz	Pass	AV	2.3816G	47.33	54.00	-6.67	30.96	3	Horizontal	202	1.50	-
2452MHz	Pass	AV	2.4504G	89.94	Inf	-Inf	31.19	3	Horizontal	202	1.50	-
2452MHz	Pass	AV	2.483502G	53.32	54.00	-0.68	31.31	3	Horizontal	202	1.50	-
2452MHz	Pass	PK	2.3576G	57.56	74.00	-16.44	30.88	3	Horizontal	202	1.50	-
2452MHz	Pass	PK	2.4492G	97.68	Inf	-Inf	31.19	3	Horizontal	202	1.50	-
2452MHz	Pass	PK	2.4848G	67.61	74.00	-6.39	31.31	3	Horizontal	202	1.50	-
2452MHz	Pass	AV	7.35306G	45.35	54.00	-8.65	7.91	3	Vertical	315	1.04	-
2452MHz	Pass	PK	7.344G	56.15	74.00	-17.85	7.89	3	Vertical	315	1.04	-
2452MHz	Pass	AV	7.35972G	44.59	54.00	-9.41	7.93	3	Horizontal	69	1.19	-
2452MHz	Pass	PK	7.36044G	56.16	74.00	-17.84	7.93	3	Horizontal	69	1.19	-

802.11b_Nss1,(1Mbps)_1TX

2412MHz_TX

27/07/2018

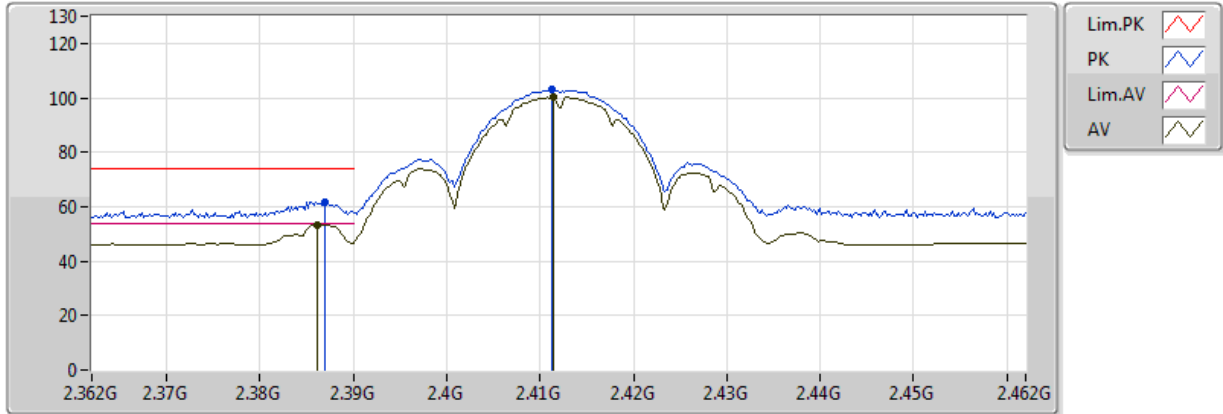


Type	Freq (Hz)	Level (dBuV/m)	Limit (dBuV/m)	Margin (dB)	Factor (dB)	Dist (m)	Condition	Azimuth (°)	Height (m)	Comments
AV	2.3862G	49.33	54.00	-4.67	30.98	3	Vertical	123	1.44	-
AV	2.4128G	95.17	Inf	-Inf	31.06	3	Vertical	123	1.44	-
PK	2.3858G	59.87	74.00	-14.13	30.97	3	Vertical	123	1.44	-
PK	2.413G	97.89	Inf	-Inf	31.06	3	Vertical	123	1.44	-

802.11b_Nss1,(1Mbps)_1TX

2412MHz_TX

27/07/2018

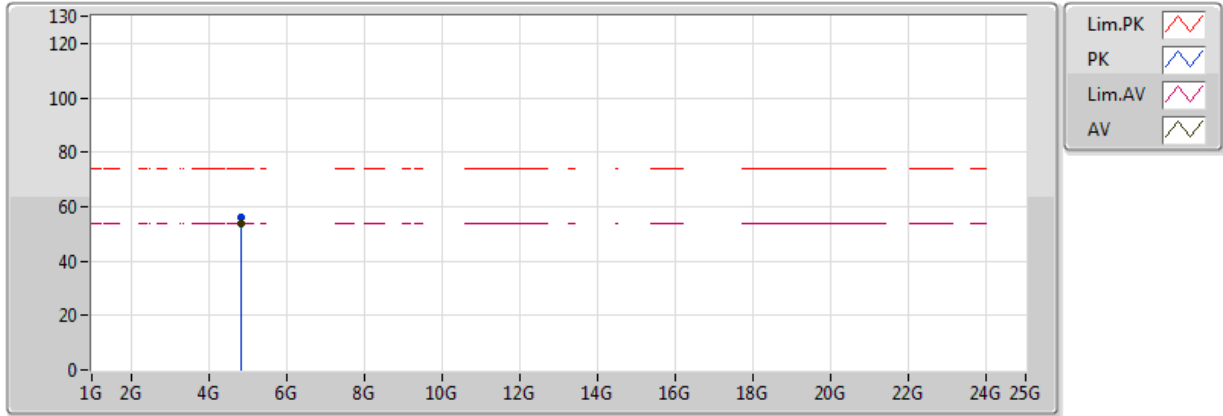


Type	Freq (Hz)	Level (dBuV/m)	Limit (dBuV/m)	Margin (dB)	Factor (dB)	Dist (m)	Condition	Azimuth (°)	Height (m)	Comments
AV	2.3862G	53.48	54.00	-0.52	30.98	3	Horizontal	1	1.50	-
AV	2.4114G	100.23	Inf	-Inf	31.06	3	Horizontal	1	1.50	-
PK	2.387G	61.90	74.00	-12.10	30.98	3	Horizontal	1	1.50	-
PK	2.4112G	102.84	Inf	-Inf	31.06	3	Horizontal	1	1.50	-

802.11b_Nss1,(1Mbps)_1TX

2412MHz_TX

27/07/2018

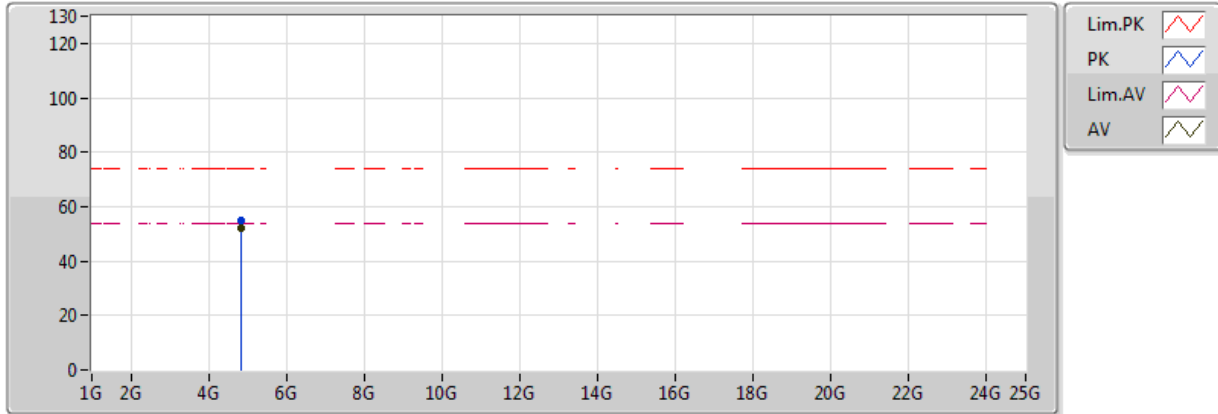


Type	Freq (Hz)	Level (dBuV/m)	Limit (dBuV/m)	Margin (dB)	Factor (dB)	Dist (m)	Condition	Azimuth (°)	Height (m)	Comments
AV	4.82412G	53.64	54.00	-0.36	1.77	3	Vertical	84	2.35	-
PK	4.82412G	55.95	74.00	-18.05	1.77	3	Vertical	84	2.35	-

802.11b_Nss1,(1Mbps)_1TX

2412MHz_TX

27/07/2018

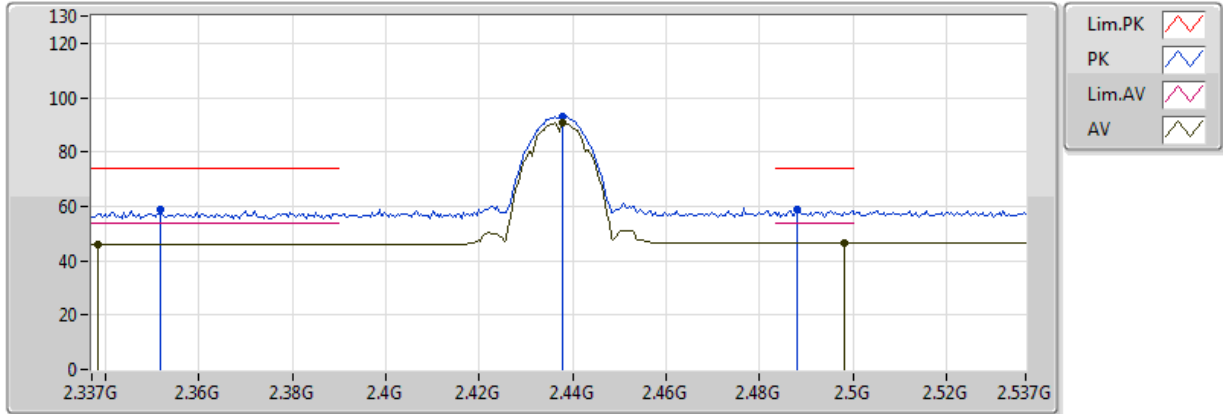


Type	Freq (Hz)	Level (dBuV/m)	Limit (dBuV/m)	Margin (dB)	Factor (dB)	Dist (m)	Condition	Azimuth (°)	Height (m)	Comments
AV	4.82412G	52.38	54.00	-1.62	1.77	3	Horizontal	148	1.28	-
PK	4.82406G	55.00	74.00	-19.00	1.77	3	Horizontal	148	1.28	-

802.11b_Nss1,(1Mbps)_1TX

2437MHz_TX

27/07/2018

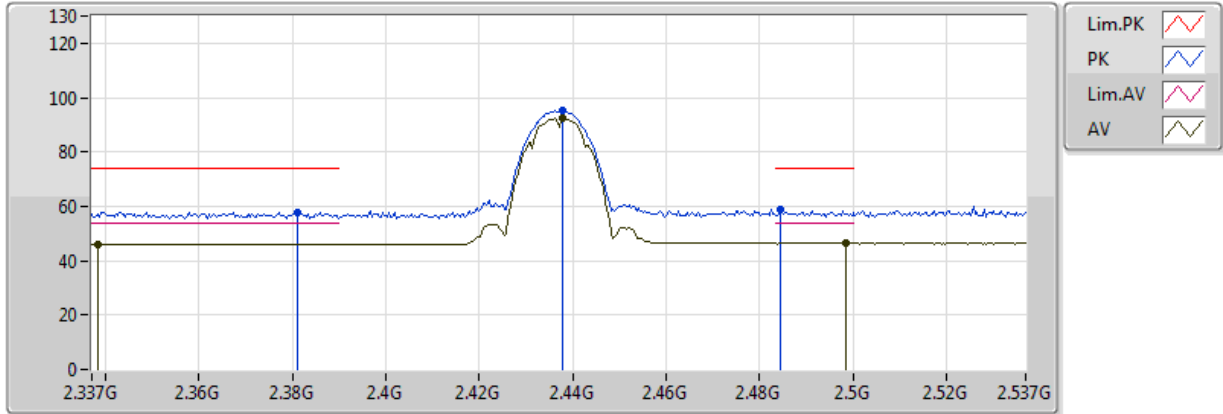


Type	Freq (Hz)	Level (dBuV/m)	Limit (dBuV/m)	Margin (dB)	Factor (dB)	Dist (m)	Condition	Azimuth (°)	Height (m)	Comments
AV	2.3382G	45.73	54.00	-8.27	30.82	3	Vertical	168	1.54	-
AV	2.4378G	90.74	Inf	-Inf	31.15	3	Vertical	168	1.54	-
AV	2.4982G	46.49	54.00	-7.51	31.36	3	Vertical	168	1.54	-
PK	2.3518G	58.64	74.00	-15.36	30.86	3	Vertical	168	1.54	-
PK	2.4378G	93.15	Inf	-Inf	31.15	3	Vertical	168	1.54	-
PK	2.4882G	58.75	74.00	-15.25	31.32	3	Vertical	168	1.54	-

802.11b_Nss1,(1Mbps)_1TX

2437MHz_TX

27/07/2018

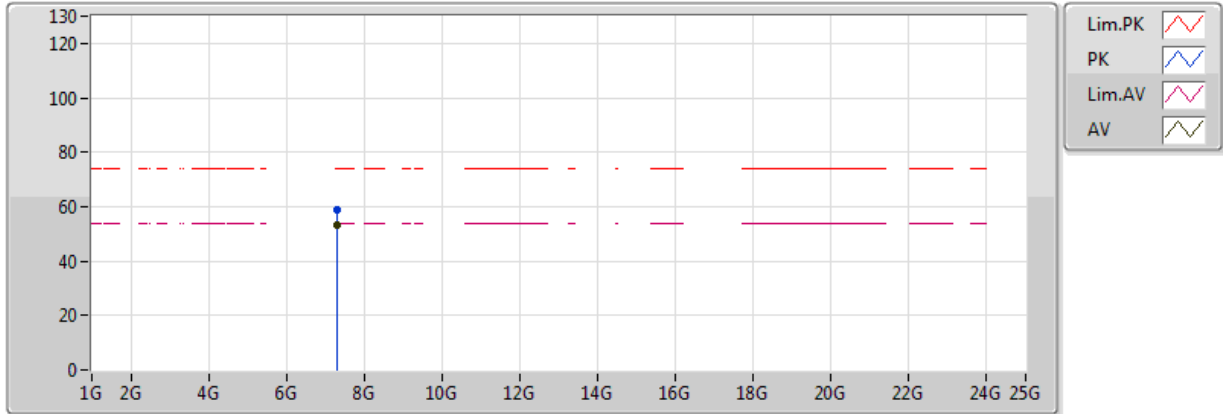


Type	Freq (Hz)	Level (dBuV/m)	Limit (dBuV/m)	Margin (dB)	Factor (dB)	Dist (m)	Condition	Azimuth (°)	Height (m)	Comments
AV	2.3382G	45.73	54.00	-8.27	30.82	3	Horizontal	207	2.33	-
AV	2.4378G	92.51	Inf	-Inf	31.15	3	Horizontal	207	2.33	-
AV	2.4986G	46.49	54.00	-7.51	31.36	3	Horizontal	207	2.33	-
PK	2.381G	57.99	74.00	-16.01	30.95	3	Horizontal	207	2.33	-
PK	2.4378G	95.11	Inf	-Inf	31.15	3	Horizontal	207	2.33	-
PK	2.4846G	58.89	74.00	-15.11	31.31	3	Horizontal	207	2.33	-

802.11b_Nss1,(1Mbps)_1TX

2437MHz_TX

27/07/2018

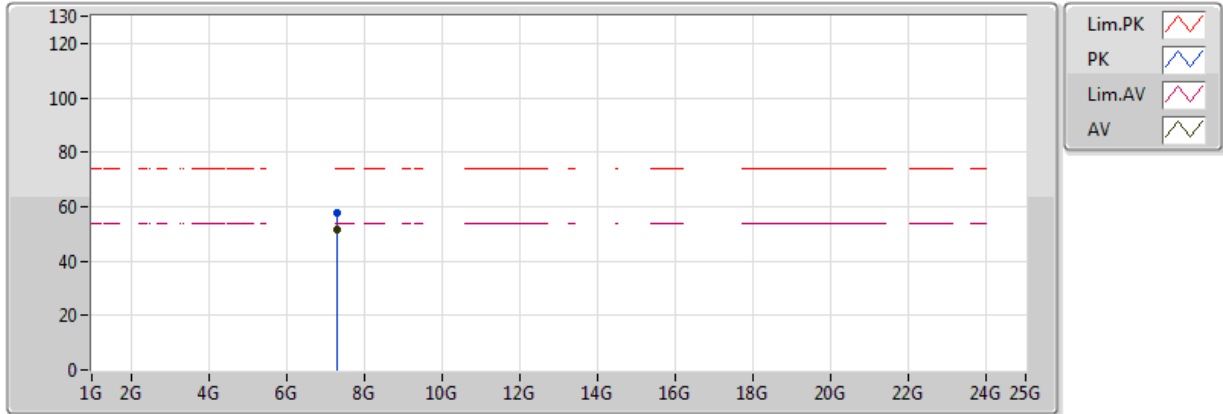


Type	Freq (Hz)	Level (dBuV/m)	Limit (dBuV/m)	Margin (dB)	Factor (dB)	Dist (m)	Condition	Azimuth (°)	Height (m)	Comments
AV	7.31034G	53.21	54.00	-0.79	7.80	3	Vertical	303	1.01	-
PK	7.31058G	58.71	74.00	-15.29	7.80	3	Vertical	303	1.01	-

802.11b_Nss1,(1Mbps)_1TX

2437MHz_TX

27/07/2018

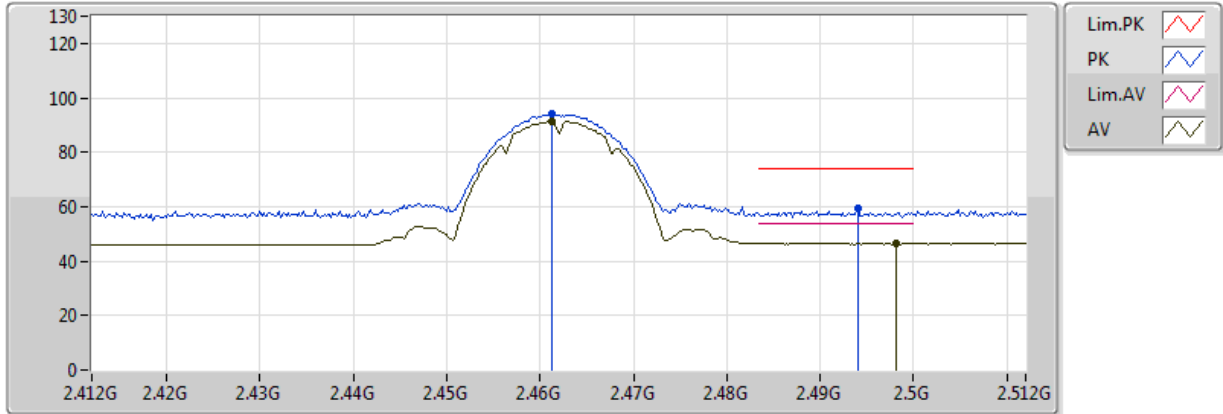


Type	Freq (Hz)	Level (dBuV/m)	Limit (dBuV/m)	Margin (dB)	Factor (dB)	Dist (m)	Condition	Azimuth (°)	Height (m)	Comments
AV	7.3119G	51.81	54.00	-2.19	7.80	3	Horizontal	76	1.07	-
PK	7.31106G	57.81	74.00	-16.19	7.80	3	Horizontal	76	1.07	-

802.11b_Nss1,(1Mbps)_1TX

2462MHz_TX

27/07/2018

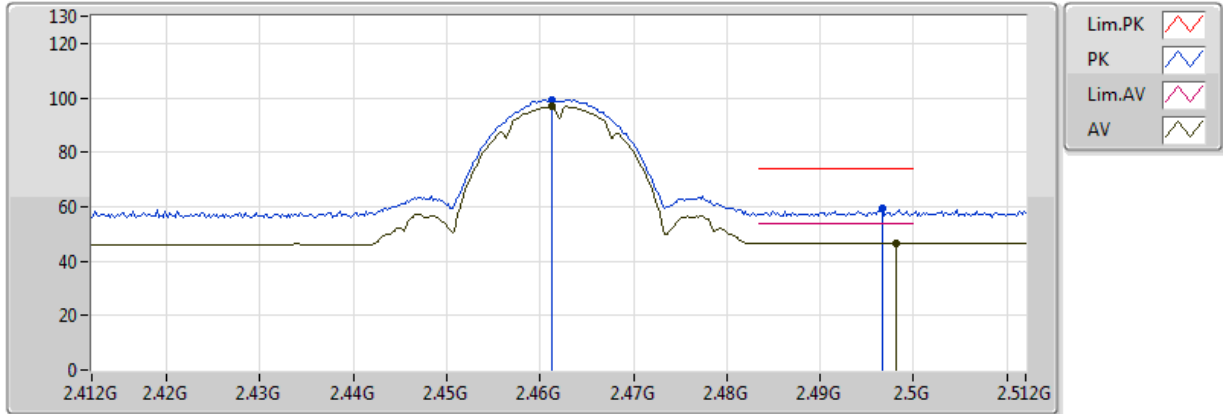


Type	Freq (Hz)	Level (dBuV/m)	Limit (dBuV/m)	Margin (dB)	Factor (dB)	Dist (m)	Condition	Azimuth (°)	Height (m)	Comments
AV	2.4612G	91.29	Inf	-Inf	31.23	3	Vertical	169	1.20	-
AV	2.4982G	46.49	54.00	-7.51	31.36	3	Vertical	169	1.20	-
PK	2.4612G	93.89	Inf	-Inf	31.23	3	Vertical	169	1.20	-
PK	2.494G	59.52	74.00	-14.48	31.33	3	Vertical	169	1.20	-

802.11b_Nss1,(1Mbps)_1TX

2462MHz_TX

27/07/2018

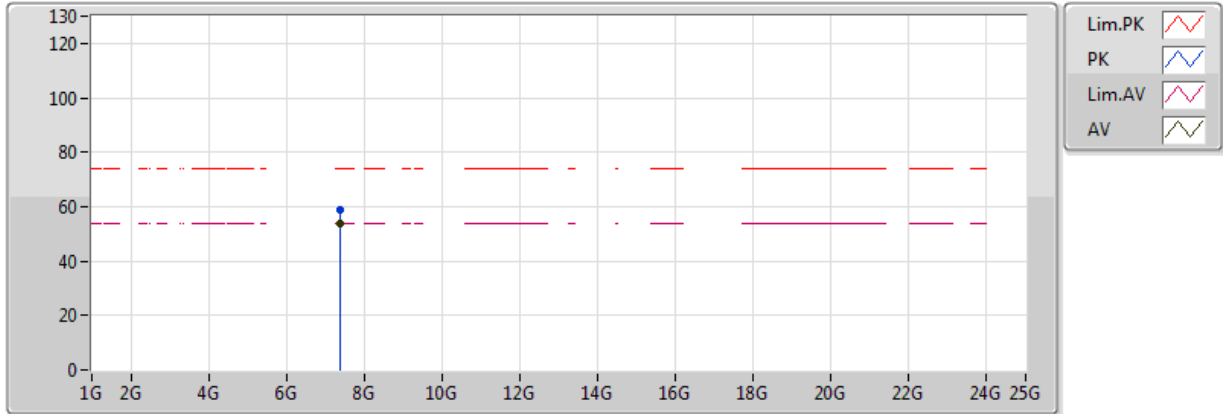


Type	Freq (Hz)	Level (dBuV/m)	Limit (dBuV/m)	Margin (dB)	Factor (dB)	Dist (m)	Condition	Azimuth (°)	Height (m)	Comments
AV	2.4612G	96.75	Inf	-Inf	31.23	3	Horizontal	200	1.66	-
AV	2.4982G	46.49	54.00	-7.51	31.36	3	Horizontal	200	1.66	-
PK	2.4612G	99.37	Inf	-Inf	31.23	3	Horizontal	200	1.66	-
PK	2.4966G	59.41	74.00	-14.59	31.35	3	Horizontal	200	1.66	-

802.11b_Nss1,(1Mbps)_1TX

2462MHz_TX

27/07/2018

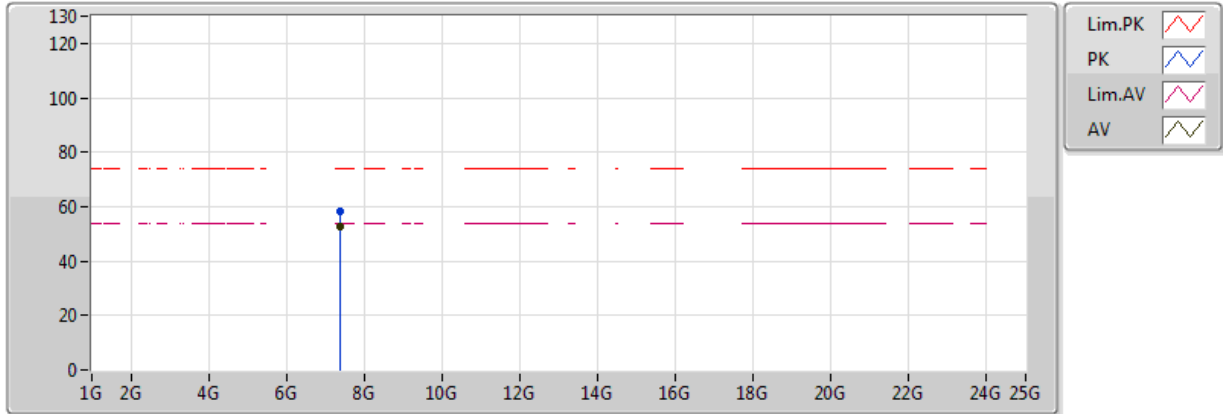


Type	Freq (Hz)	Level (dBuV/m)	Limit (dBuV/m)	Margin (dB)	Factor (dB)	Dist (m)	Condition	Azimuth (°)	Height (m)	Comments
AV	7.38534G	53.64	54.00	-0.36	8.00	3	Vertical	313	1.01	-
PK	7.38582G	59.01	74.00	-14.99	8.00	3	Vertical	313	1.01	-

802.11b_Nss1,(1Mbps)_1TX

2462MHz_TX

27/07/2018

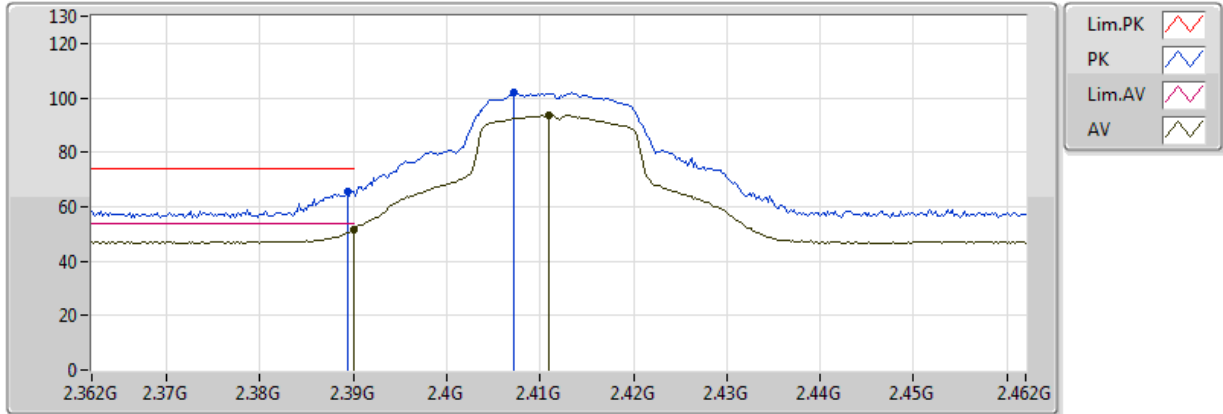


Type	Freq (Hz)	Level (dBuV/m)	Limit (dBuV/m)	Margin (dB)	Factor (dB)	Dist (m)	Condition	Azimuth (°)	Height (m)	Comments
AV	7.38534G	52.72	54.00	-1.28	8.00	3	Horizontal	74	1.02	-
PK	7.3854G	58.32	74.00	-15.68	8.00	3	Horizontal	74	1.02	-

802.11g_Nss1,(6Mbps)_1TX

2412MHz_TX

27/07/2018

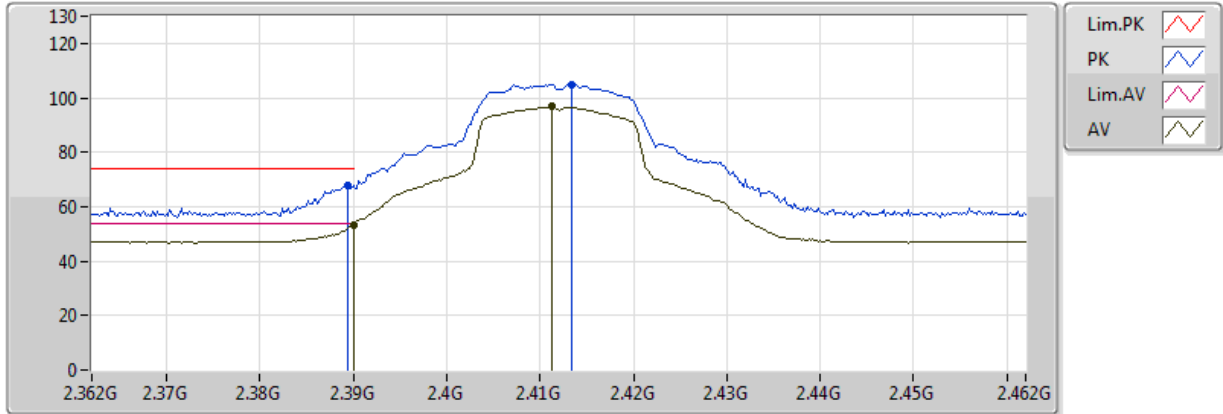


Type	Freq (Hz)	Level (dBuV/m)	Limit (dBuV/m)	Margin (dB)	Factor (dB)	Dist (m)	Condition	Azimuth (°)	Height (m)	Comments
AV	2.389998G	51.73	54.00	-2.27	30.98	3	Vertical	80	2.69	-
AV	2.411G	93.53	Inf	-Inf	31.06	3	Vertical	80	2.69	-
PK	2.3894G	65.55	74.00	-8.45	30.98	3	Vertical	80	2.69	-
PK	2.4072G	101.96	Inf	-Inf	31.04	3	Vertical	80	2.69	-

802.11g_Nss1,(6Mbps)_1TX

2412MHz_TX

27/07/2018

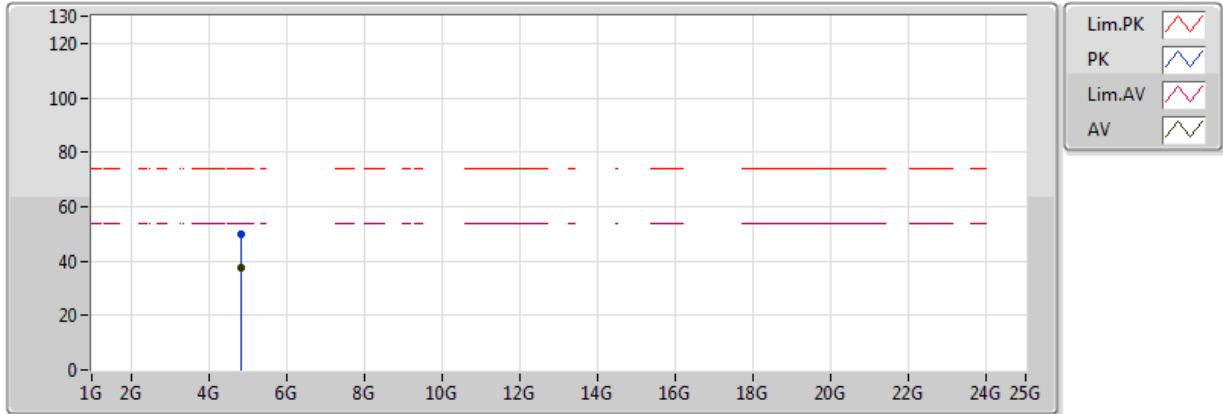


Type	Freq (Hz)	Level (dBuV/m)	Limit (dBuV/m)	Margin (dB)	Factor (dB)	Dist (m)	Condition	Azimuth (°)	Height (m)	Comments
AV	2.389998G	53.36	54.00	-0.64	30.98	3	Horizontal	204	1.50	-
AV	2.4112G	96.68	Inf	-Inf	31.06	3	Horizontal	204	1.50	-
PK	2.3894G	67.74	74.00	-6.26	30.98	3	Horizontal	204	1.50	-
PK	2.4134G	105.00	Inf	-Inf	31.07	3	Horizontal	204	1.50	-

802.11g_Nss1,(6Mbps)_1TX

2412MHz_TX

27/07/2018

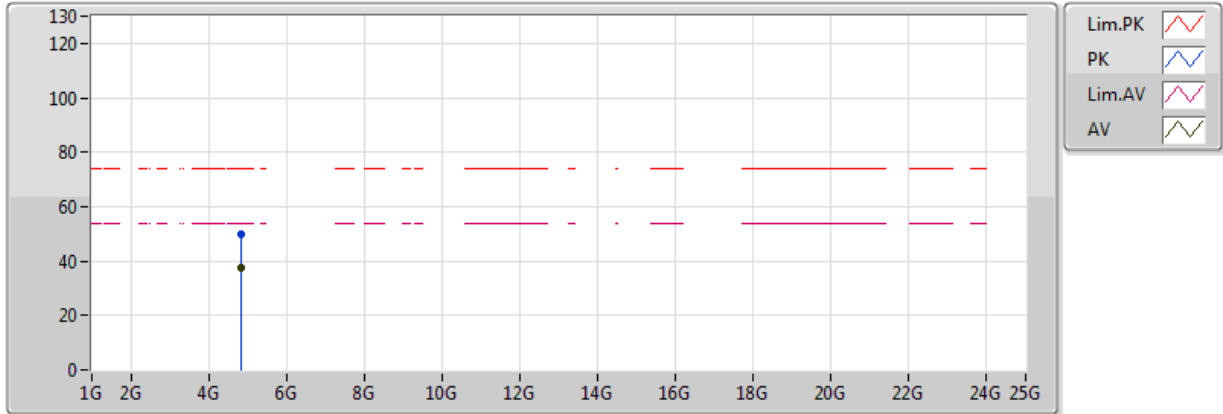


Type	Freq (Hz)	Level (dBuV/m)	Limit (dBuV/m)	Margin (dB)	Factor (dB)	Dist (m)	Condition	Azimuth (°)	Height (m)	Comments
AV	4.82214G	37.63	54.00	-16.37	1.77	3	Vertical	91	2.34	-
PK	4.82394G	49.82	74.00	-24.18	1.77	3	Vertical	91	2.34	-

802.11g_Nss1,(6Mbps)_1TX

2412MHz_TX

27/07/2018

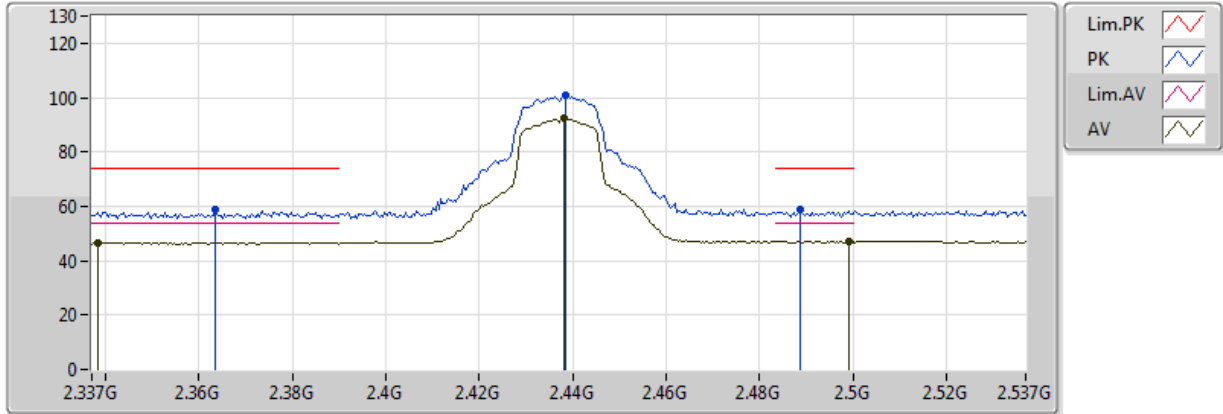


Type	Freq (Hz)	Level (dBuV/m)	Limit (dBuV/m)	Margin (dB)	Factor (dB)	Dist (m)	Condition	Azimuth (°)	Height (m)	Comments
AV	4.82202G	37.38	54.00	-16.62	1.77	3	Horizontal	151	1.16	-
PK	4.8237G	50.00	74.00	-24.00	1.77	3	Horizontal	151	1.16	-

802.11g_Nss1,(6Mbps)_1TX

2437MHz_TX

27/07/2018

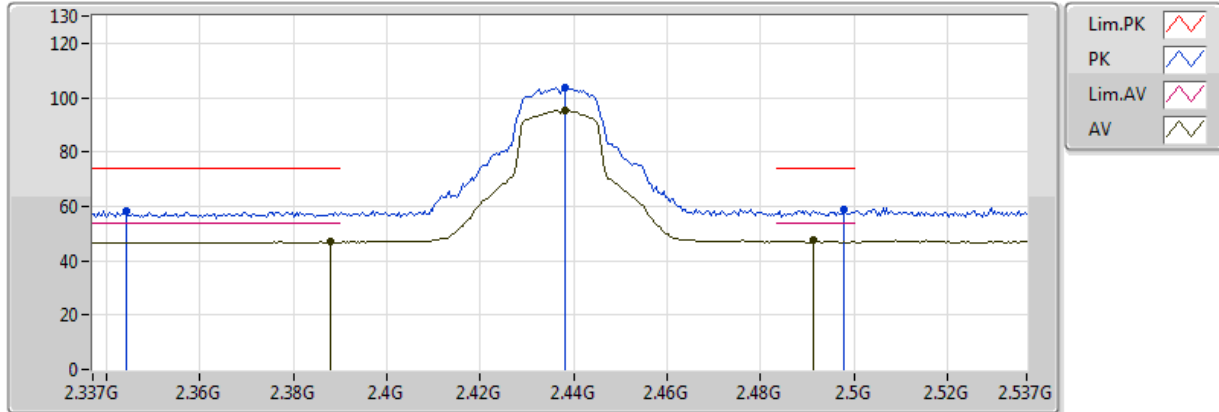


Type	Freq (Hz)	Level (dBuV/m)	Limit (dBuV/m)	Margin (dB)	Factor (dB)	Dist (m)	Condition	Azimuth (°)	Height (m)	Comments
AV	2.3382G	46.59	54.00	-7.41	30.82	3	Vertical	57	2.32	-
AV	2.4382G	92.45	Inf	-Inf	31.15	3	Vertical	57	2.32	-
AV	2.499G	47.07	54.00	-6.93	31.36	3	Vertical	57	2.32	-
PK	2.3634G	58.56	74.00	-15.44	30.90	3	Vertical	57	2.32	-
PK	2.4386G	100.82	Inf	-Inf	31.15	3	Vertical	57	2.32	-
PK	2.4886G	58.61	74.00	-15.39	31.32	3	Vertical	57	2.32	-

802.11g_Nss1,(6Mbps)_1TX

2437MHz_TX

27/07/2018

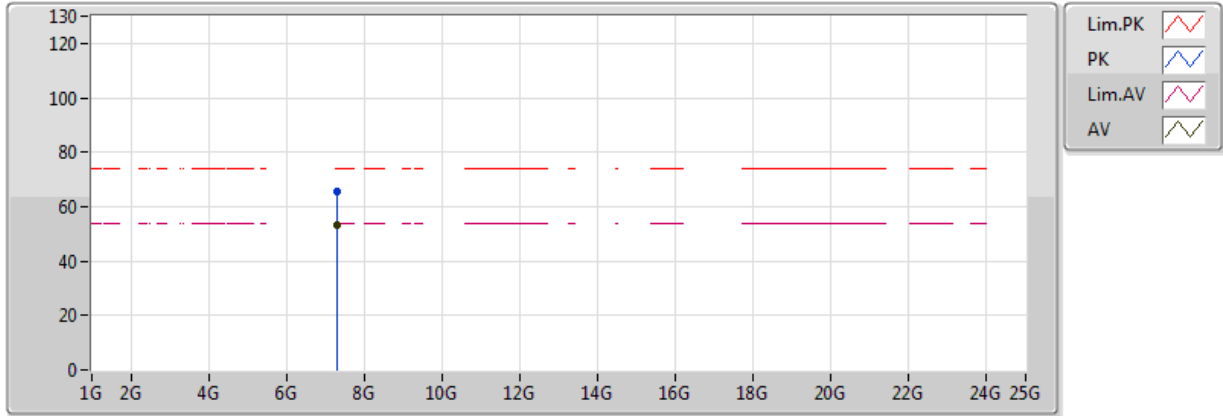


Type	Freq (Hz)	Level (dBuV/m)	Limit (dBuV/m)	Margin (dB)	Factor (dB)	Dist (m)	Condition	Azimuth (°)	Height (m)	Comments
AV	2.3878G	46.83	54.00	-7.17	30.98	3	Horizontal	50	1.50	-
AV	2.4382G	95.53	Inf	-Inf	31.15	3	Horizontal	50	1.50	-
AV	2.4914G	47.58	54.00	-6.42	31.33	3	Horizontal	50	1.50	-
PK	2.3442G	58.52	74.00	-15.48	30.84	3	Horizontal	50	1.50	-
PK	2.4382G	103.69	Inf	-Inf	31.15	3	Horizontal	50	1.50	-
PK	2.4978G	58.63	74.00	-15.37	31.35	3	Horizontal	50	1.50	-

802.11g_Nss1,(6Mbps)_1TX

2437MHz_TX

27/07/2018

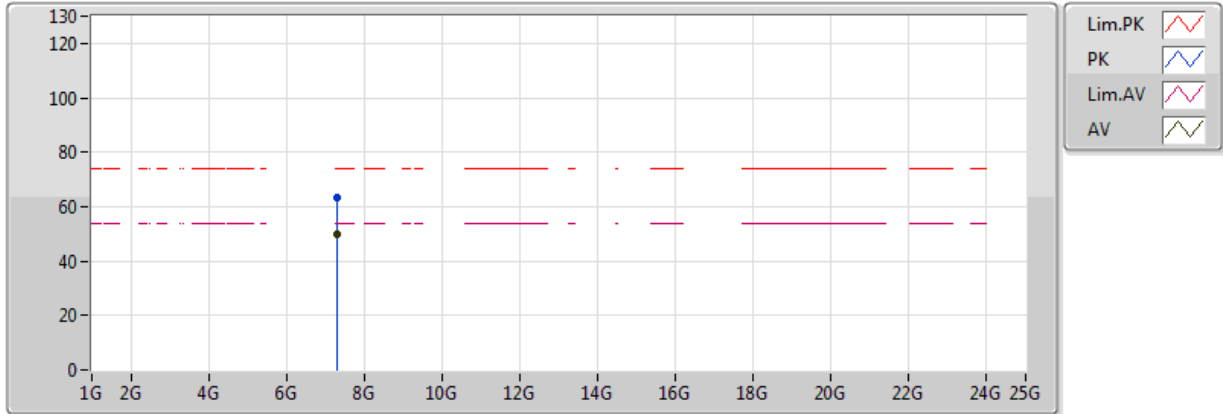


Type	Freq (Hz)	Level (dBuV/m)	Limit (dBuV/m)	Margin (dB)	Factor (dB)	Dist (m)	Condition	Azimuth (°)	Height (m)	Comments
AV	7.3101G	53.07	54.00	-0.93	7.80	3	Vertical	301	1.04	-
PK	7.31454G	65.70	74.00	-8.30	7.81	3	Vertical	301	1.04	-

802.11g_Nss1,(6Mbps)_1TX

2437MHz_TX

27/07/2018

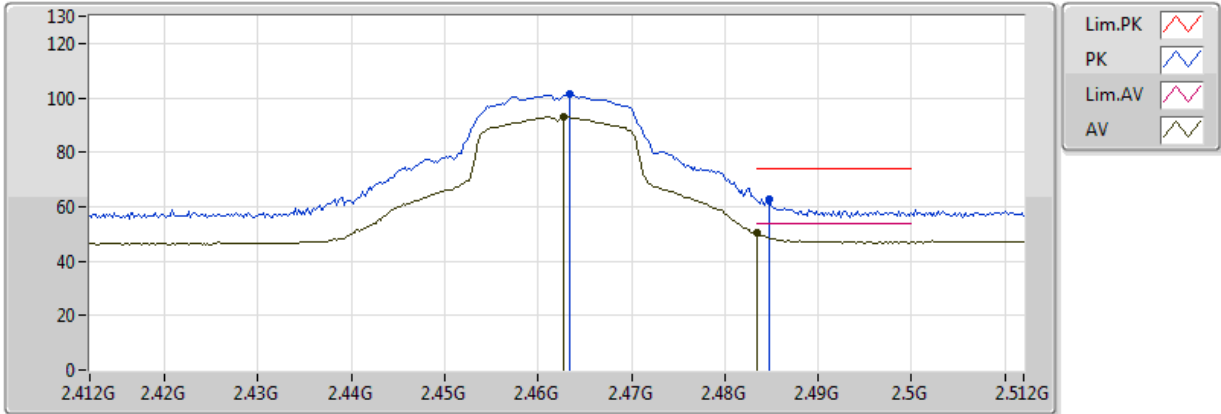


Type	Freq (Hz)	Level (dBuV/m)	Limit (dBuV/m)	Margin (dB)	Factor (dB)	Dist (m)	Condition	Azimuth (°)	Height (m)	Comments
AV	7.31064G	49.64	54.00	-4.36	7.80	3	Horizontal	359	1.02	-
PK	7.31496G	63.17	74.00	-10.83	7.81	3	Horizontal	359	1.02	-

802.11g_Nss1,(6Mbps)_1TX

2462MHz_TX

27/07/2018

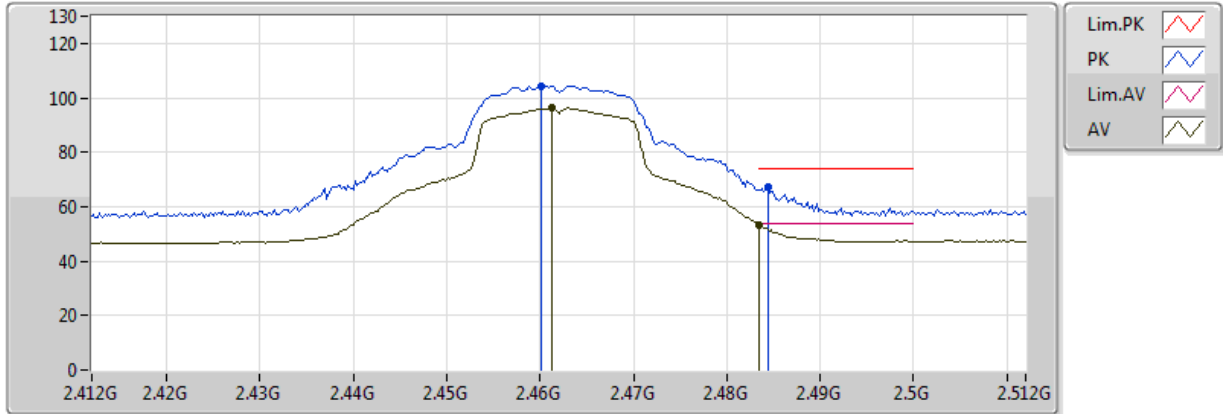


Type	Freq (Hz)	Level (dBuV/m)	Limit (dBuV/m)	Margin (dB)	Factor (dB)	Dist (m)	Condition	Azimuth (°)	Height (m)	Comments
AV	2.4628G	92.98	Inf	-Inf	31.23	3	Vertical	54	2.23	-
AV	2.483502G	50.26	54.00	-3.74	31.31	3	Vertical	54	2.23	-
PK	2.4634G	101.30	Inf	-Inf	31.24	3	Vertical	54	2.23	-
PK	2.4848G	62.92	74.00	-11.08	31.31	3	Vertical	54	2.23	-

802.11g_Nss1,(6Mbps)_1TX

2462MHz_TX

27/07/2018

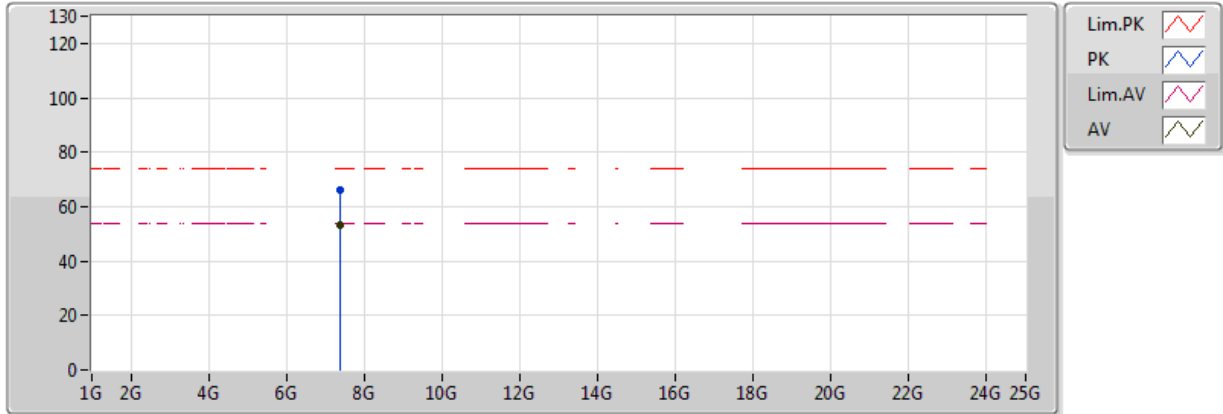


Type	Freq (Hz)	Level (dBuV/m)	Limit (dBuV/m)	Margin (dB)	Factor (dB)	Dist (m)	Condition	Azimuth (°)	Height (m)	Comments
AV	2.4612G	96.15	Inf	-Inf	31.23	3	Horizontal	200	1.50	-
AV	2.483502G	53.45	54.00	-0.55	31.31	3	Horizontal	200	1.50	-
PK	2.4602G	104.45	Inf	-Inf	31.22	3	Horizontal	200	1.50	-
PK	2.4844G	67.32	74.00	-6.68	31.31	3	Horizontal	200	1.50	-

802.11g_Nss1,(6Mbps)_1TX

2462MHz_TX

27/07/2018

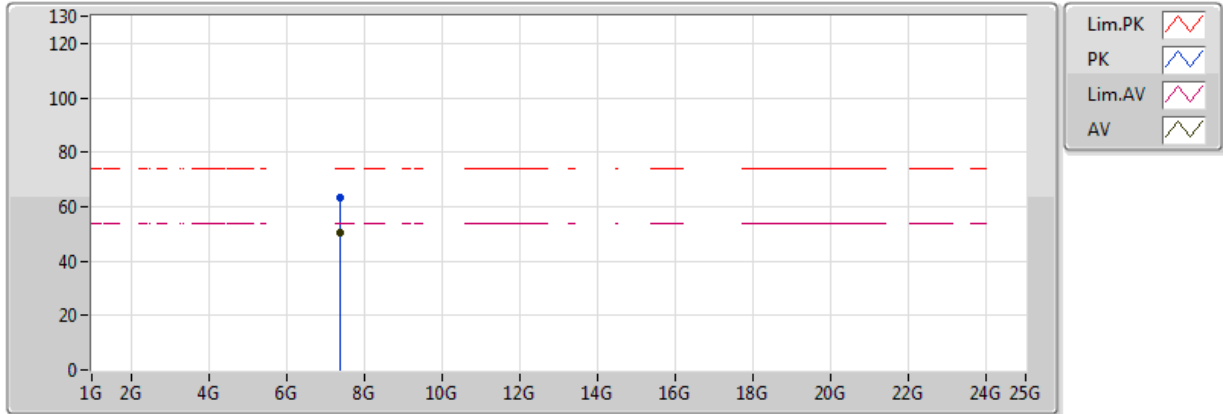


Type	Freq (Hz)	Level (dBuV/m)	Limit (dBuV/m)	Margin (dB)	Factor (dB)	Dist (m)	Condition	Azimuth (°)	Height (m)	Comments
AV	7.38822G	53.04	54.00	-0.96	8.01	3	Vertical	309	1.02	-
PK	7.3899G	66.06	74.00	-7.94	8.01	3	Vertical	309	1.02	-

802.11g_Nss1,(6Mbps)_1TX

2462MHz_TX

27/07/2018

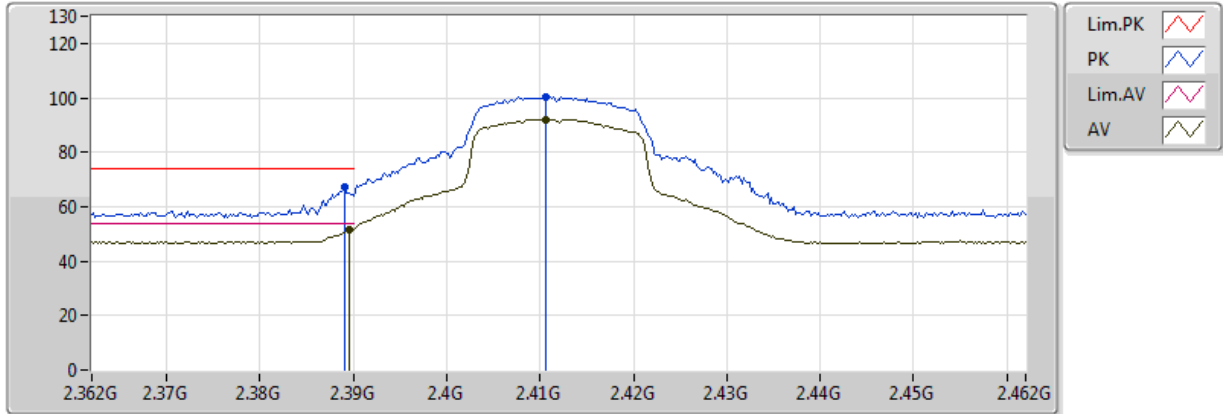


Type	Freq (Hz)	Level (dBuV/m)	Limit (dBuV/m)	Margin (dB)	Factor (dB)	Dist (m)	Condition	Azimuth (°)	Height (m)	Comments
AV	7.38582G	50.45	54.00	-3.55	8.00	3	Horizontal	356	1.01	-
PK	7.39002G	63.47	74.00	-10.53	8.01	3	Horizontal	356	1.01	-

802.11n HT20_Nss1,(MCS0)_1TX

2412MHz_TX

27/07/2018

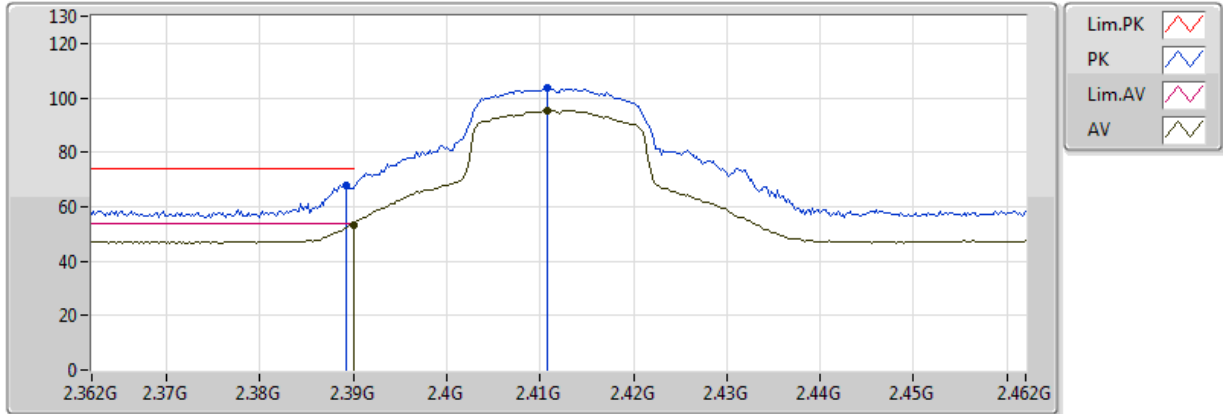


Type	Freq (Hz)	Level (dBuV/m)	Limit (dBuV/m)	Margin (dB)	Factor (dB)	Dist (m)	Condition	Azimuth (°)	Height (m)	Comments
AV	2.3896G	51.73	54.00	-2.27	30.98	3	Vertical	80	2.69	-
AV	2.4106G	92.11	Inf	-Inf	31.06	3	Vertical	80	2.69	-
PK	2.389G	67.30	74.00	-6.70	30.98	3	Vertical	80	2.69	-
PK	2.4106G	100.21	Inf	-Inf	31.06	3	Vertical	80	2.69	-

802.11n HT20_Nss1,(MCS0)_1TX

2412MHz_TX

27/07/2018

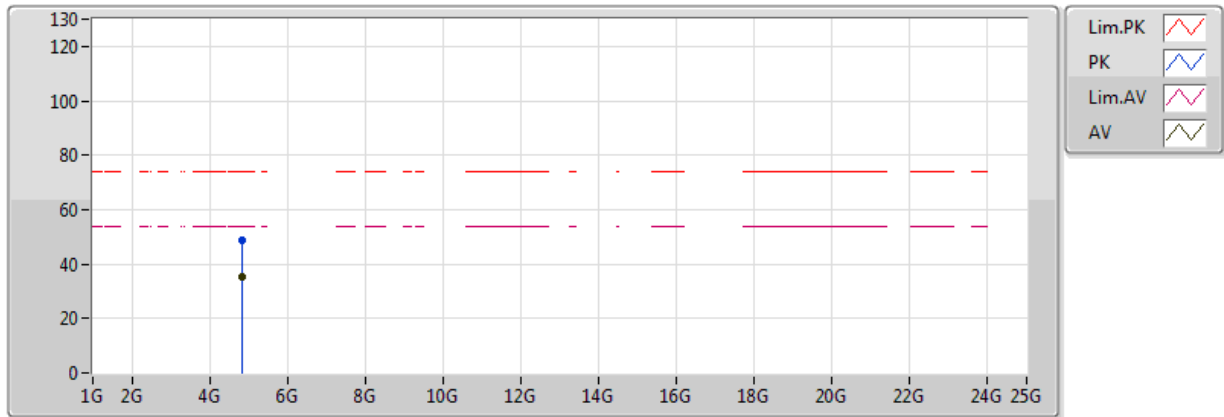


Type	Freq (Hz)	Level (dBuV/m)	Limit (dBuV/m)	Margin (dB)	Factor (dB)	Dist (m)	Condition	Azimuth (°)	Height (m)	Comments
AV	2.389998G	53.48	54.00	-0.52	30.98	3	Horizontal	204	1.50	-
AV	2.4108G	95.28	Inf	-Inf	31.06	3	Horizontal	204	1.50	-
PK	2.3892G	68.04	74.00	-5.96	30.98	3	Horizontal	204	1.50	-
PK	2.4108G	103.65	Inf	-Inf	31.06	3	Horizontal	204	1.50	-

802.11n HT20_Nss1,(MCS0)_1TX

2412MHz_TX

27/07/2018

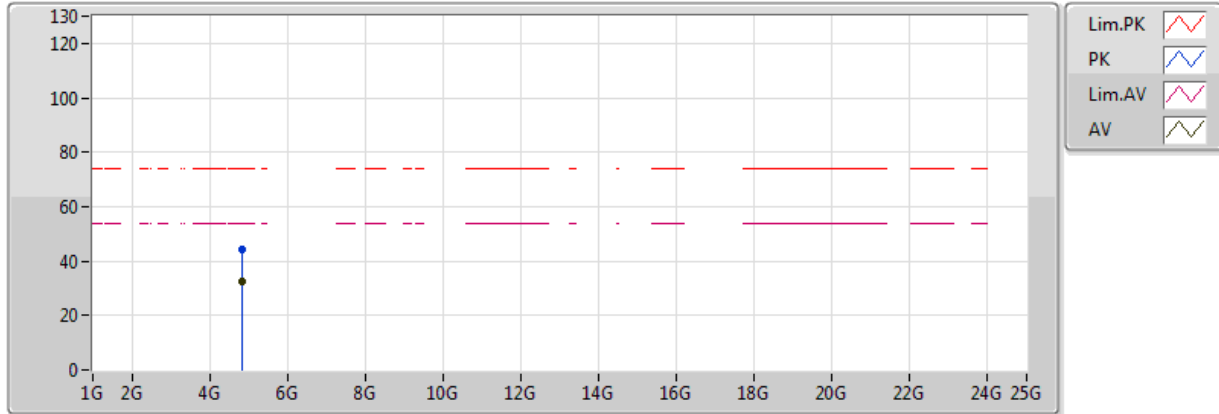


Type	Freq (Hz)	Level (dBuV/m)	Limit (dBuV/m)	Margin (dB)	Factor (dB)	Dist (m)	Condition	Azimuth (°)	Height (m)	Comments
AV	4.82208G	35.37	54.00	-18.63	1.77	3	Vertical	88	2.51	-
PK	4.82502G	48.50	74.00	-25.50	1.78	3	Vertical	88	2.51	-

802.11n HT20_Nss1,(MCS0)_1TX

2412MHz_TX

27/07/2018

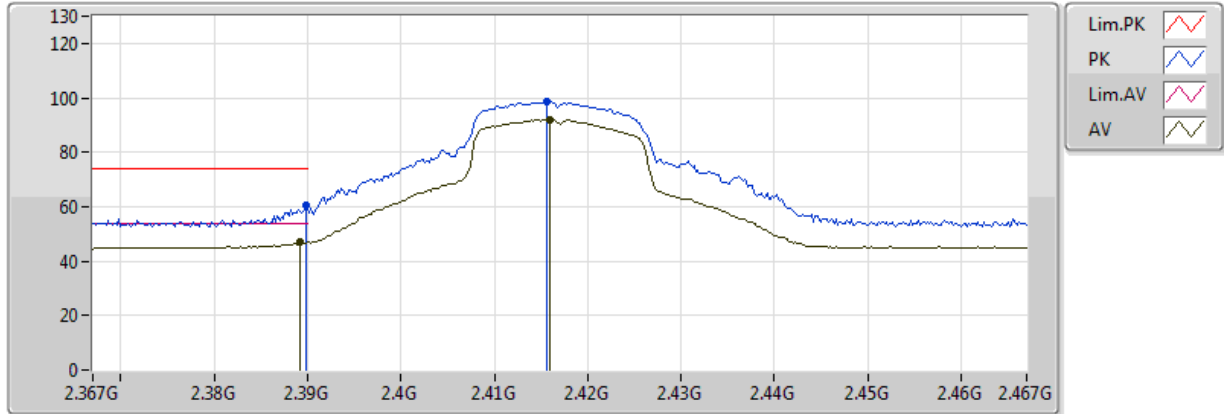


Type	Freq (Hz)	Level (dBuV/m)	Limit (dBuV/m)	Margin (dB)	Factor (dB)	Dist (m)	Condition	Azimuth (°)	Height (m)	Comments
AV	4.8183G	32.77	54.00	-21.23	1.76	3	Horizontal	151	2.69	-
PK	4.82106G	44.44	74.00	-29.56	1.77	3	Horizontal	151	2.69	-

802.11n HT20_Nss1,(MCS0)_1TX

2417MHz_TX

27/07/2018

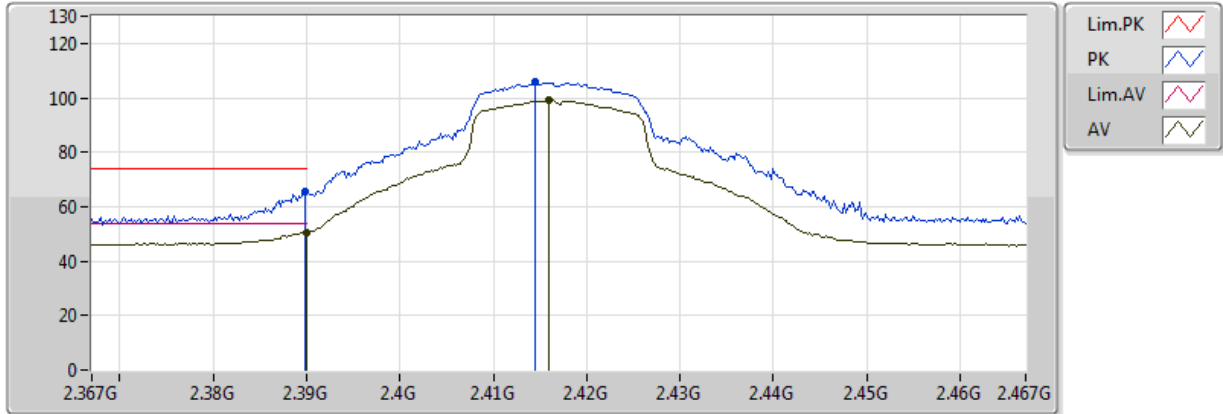


Type	Freq (Hz)	Level (dBuV/m)	Limit (dBuV/m)	Margin (dB)	Factor (dB)	Dist (m)	Condition	Azimuth (°)	Height (m)	Comments
AV	2.3892G	47.05	54.00	-6.95	30.77	3	Vertical	91	1.00	-
AV	2.416G	92.10	Inf	-Inf	30.87	3	Vertical	91	1.00	-
PK	2.3898G	60.31	74.00	-13.69	30.77	3	Vertical	91	1.00	-
PK	2.4156G	98.46	Inf	-Inf	30.87	3	Vertical	91	1.00	-

802.11n HT20_Nss1,(MCS0)_1TX

2417MHz_TX

27/07/2018

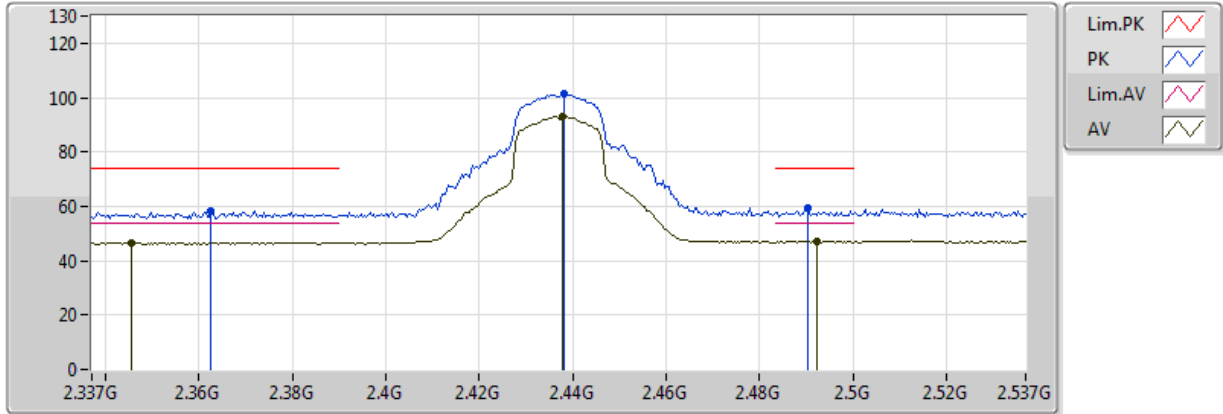


Type	Freq (Hz)	Level (dBuV/m)	Limit (dBuV/m)	Margin (dB)	Factor (dB)	Dist (m)	Condition	Azimuth (°)	Height (m)	Comments
PK	2.3898G	65.77	74.00	-8.23	30.77	3	Horizontal	26	1.00	-
AV	2.389998G	50.60	54.00	-3.40	30.77	3	Horizontal	26	1.00	-
PK	2.4144G	105.68	Inf	-Inf	30.86	3	Horizontal	26	1.00	-
AV	2.416G	99.09	Inf	-Inf	30.87	3	Horizontal	26	1.00	-

802.11n HT20_Nss1,(MCS0)_1TX

2437MHz_TX

27/07/2018

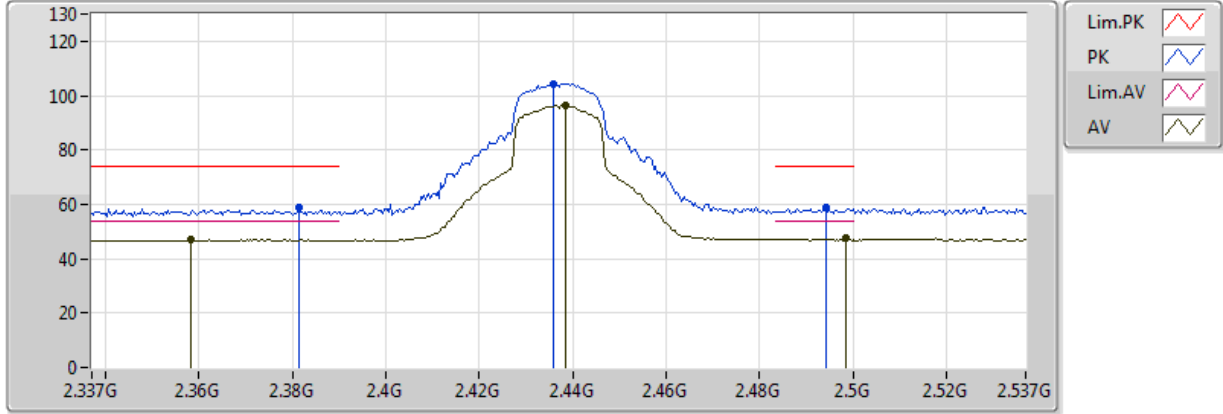


Type	Freq (Hz)	Level (dBuV/m)	Limit (dBuV/m)	Margin (dB)	Factor (dB)	Dist (m)	Condition	Azimuth (°)	Height (m)	Comments
AV	2.3454G	46.57	54.00	-7.43	30.84	3	Vertical	61	2.32	-
AV	2.4378G	93.10	Inf	-Inf	31.15	3	Vertical	61	2.32	-
AV	2.4922G	47.32	54.00	-6.68	31.33	3	Vertical	61	2.32	-
PK	2.3626G	58.43	74.00	-15.57	30.90	3	Vertical	61	2.32	-
PK	2.4382G	101.29	Inf	-Inf	31.15	3	Vertical	61	2.32	-
PK	2.4902G	59.25	74.00	-14.75	31.33	3	Vertical	61	2.32	-

802.11n HT20_Nss1,(MCS0)_1TX

2437MHz_TX

27/07/2018

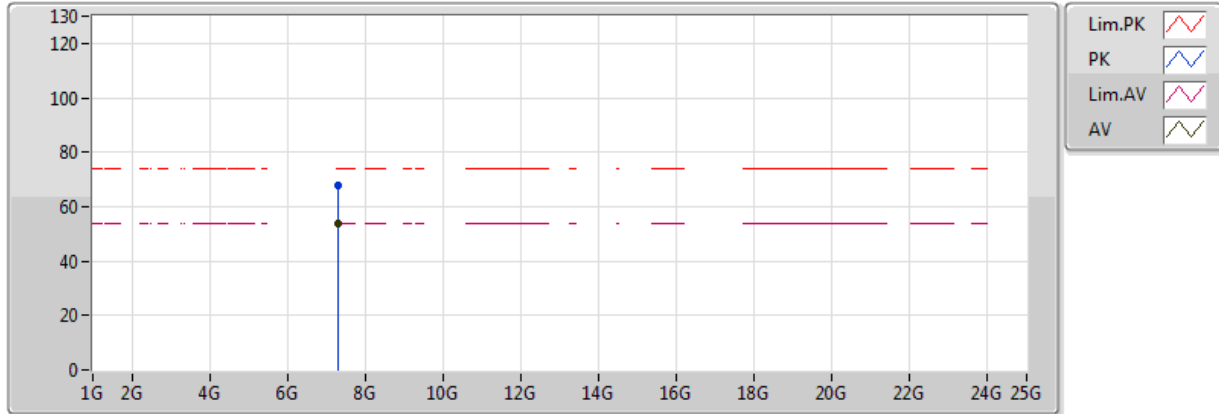


Type	Freq (Hz)	Level (dBuV/m)	Limit (dBuV/m)	Margin (dB)	Factor (dB)	Dist (m)	Condition	Azimuth (°)	Height (m)	Comments
AV	2.3582G	46.83	54.00	-7.17	30.89	3	Horizontal	349	1.74	-
AV	2.4386G	96.30	Inf	-Inf	31.15	3	Horizontal	349	1.74	-
AV	2.4986G	47.35	54.00	-6.65	31.36	3	Horizontal	349	1.74	-
PK	2.3814G	58.82	74.00	-15.18	30.96	3	Horizontal	349	1.74	-
PK	2.4358G	104.45	Inf	-Inf	31.14	3	Horizontal	349	1.74	-
PK	2.4942G	58.62	74.00	-15.38	31.34	3	Horizontal	349	1.74	-

802.11n HT20_Nss1,(MCS0)_1TX

2437MHz_TX

27/07/2018

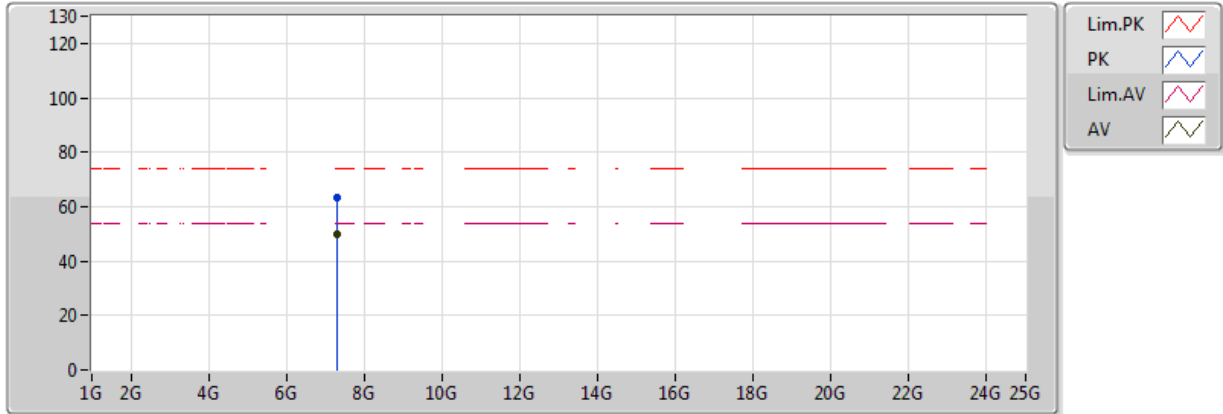


Type	Freq (Hz)	Level (dBuV/m)	Limit (dBuV/m)	Margin (dB)	Factor (dB)	Dist (m)	Condition	Azimuth (°)	Height (m)	Comments
AV	7.31076G	53.71	54.00	-0.29	7.80	3	Vertical	301	1.04	-
PK	7.30836G	67.66	74.00	-6.34	7.79	3	Vertical	301	1.04	-

802.11n HT20_Nss1,(MCS0)_1TX

2437MHz_TX

27/07/2018

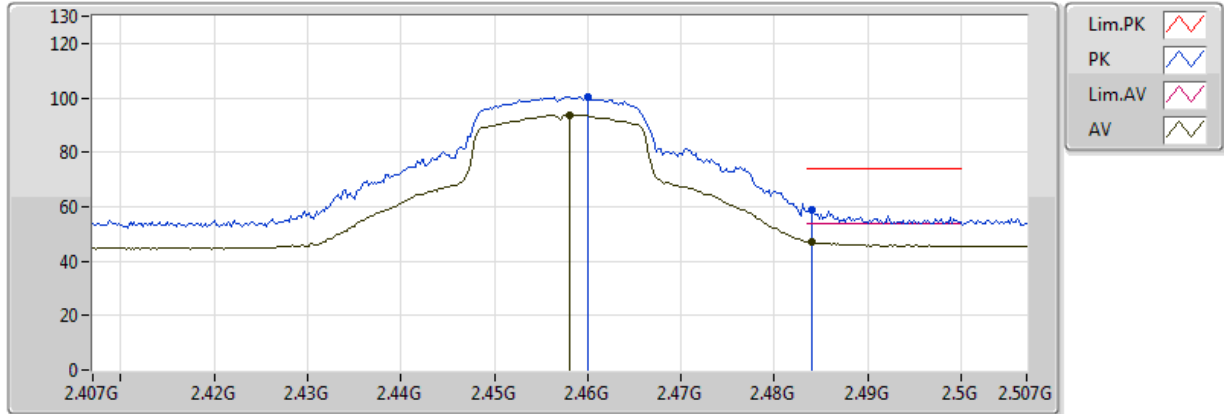


Type	Freq (Hz)	Level (dBuV/m)	Limit (dBuV/m)	Margin (dB)	Factor (dB)	Dist (m)	Condition	Azimuth (°)	Height (m)	Comments
AV	7.31088G	49.87	54.00	-4.13	7.80	3	Horizontal	1	1.01	-
PK	7.3083G	63.14	74.00	-10.86	7.79	3	Horizontal	1	1.01	-

802.11n HT20_Nss1,(MCS0)_1TX

2457MHz_TX

27/07/2018

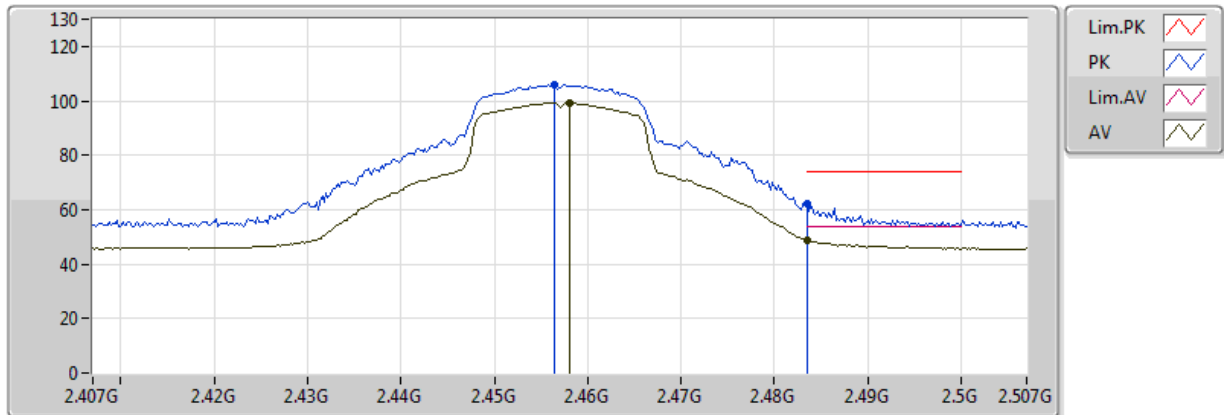


Type	Freq (Hz)	Level (dBuV/m)	Limit (dBuV/m)	Margin (dB)	Factor (dB)	Dist (m)	Condition	Azimuth (°)	Height (m)	Comments
AV	2.458G	93.82	Inf	-Inf	31.02	3	Vertical	233	2.52	-
AV	2.484G	47.06	54.00	-6.94	31.12	3	Vertical	233	2.52	-
PK	2.46G	100.39	Inf	-Inf	31.03	3	Vertical	233	2.52	-
PK	2.484G	58.97	74.00	-15.03	31.12	3	Vertical	233	2.52	-

802.11n HT20_Nss1,(MCS0)_1TX

2457MHz_TX

27/07/2018

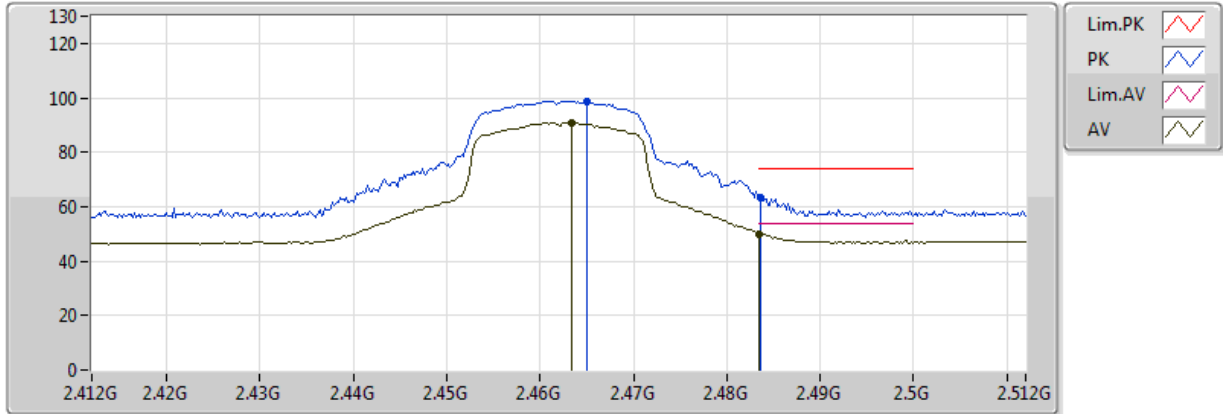


Type	Freq (Hz)	Level (dBuV/m)	Limit (dBuV/m)	Margin (dB)	Factor (dB)	Dist (m)	Condition	Azimuth (°)	Height (m)	Comments
AV	2.458G	99.36	Inf	-Inf	31.02	3	Horizontal	30	1.01	-
AV	2.483502G	48.47	54.00	-5.53	31.11	3	Horizontal	30	1.01	-
PK	2.4564G	105.96	Inf	-Inf	31.01	3	Horizontal	30	1.01	-
PK	2.483502G	62.18	74.00	-11.82	31.11	3	Horizontal	30	1.01	-

802.11n HT20_Nss1,(MCS0)_1TX

2462MHz_TX

27/07/2018

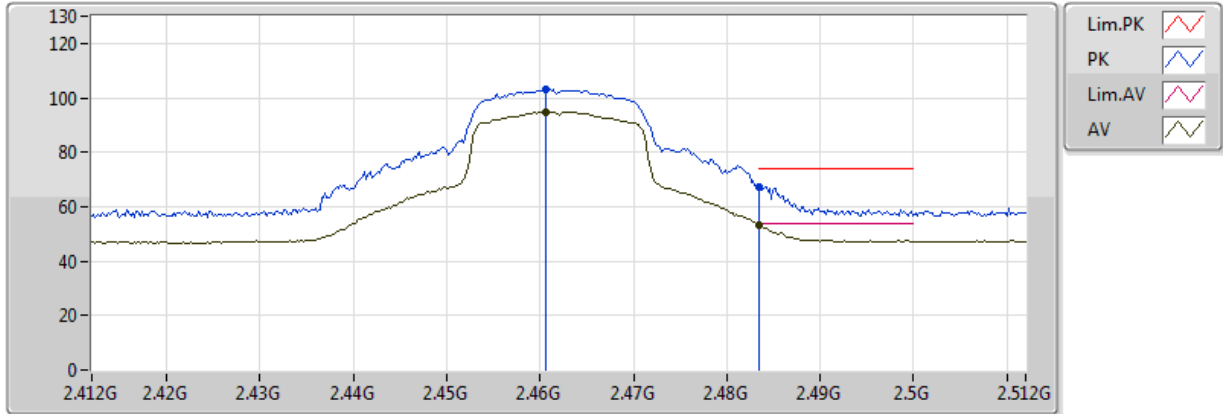


Type	Freq (Hz)	Level (dBuV/m)	Limit (dBuV/m)	Margin (dB)	Factor (dB)	Dist (m)	Condition	Azimuth (°)	Height (m)	Comments
AV	2.4634G	90.81	Inf	-Inf	31.24	3	Vertical	123	1.38	-
AV	2.483502G	50.06	54.00	-3.94	31.31	3	Vertical	123	1.38	-
PK	2.465G	98.80	Inf	-Inf	31.24	3	Vertical	123	1.38	-
PK	2.4836G	63.56	74.00	-10.44	31.31	3	Vertical	123	1.38	-

802.11n HT20_Nss1,(MCS0)_1TX

2462MHz_TX

27/07/2018

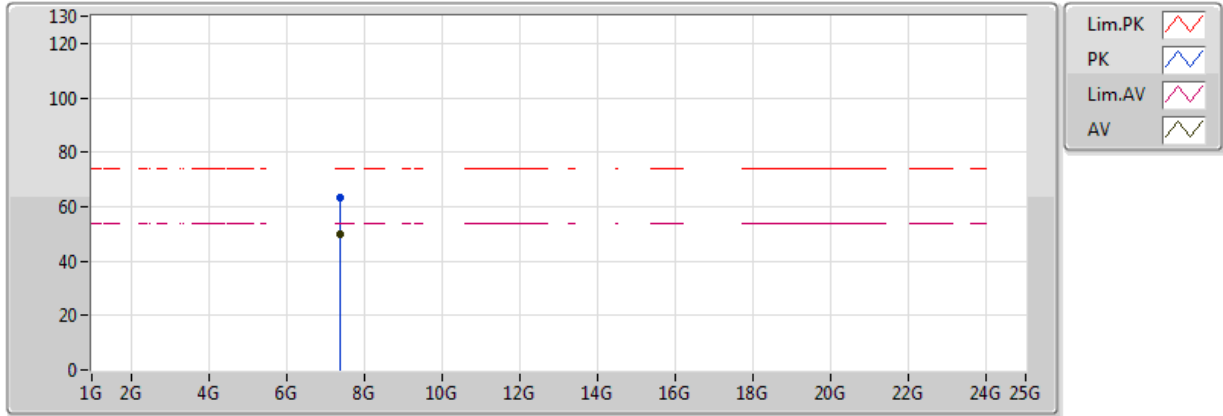


Type	Freq (Hz)	Level (dBuV/m)	Limit (dBuV/m)	Margin (dB)	Factor (dB)	Dist (m)	Condition	Azimuth (°)	Height (m)	Comments
AV	2.4606G	94.86	Inf	-Inf	31.23	3	Horizontal	204	1.49	-
AV	2.483502G	53.45	54.00	-0.55	31.31	3	Horizontal	204	1.49	-
PK	2.4606G	103.22	Inf	-Inf	31.23	3	Horizontal	204	1.49	-
PK	2.483502G	67.45	74.00	-6.55	31.31	3	Horizontal	204	1.49	-

802.11n HT20_Nss1,(MCS0)_1TX

2462MHz_TX

27/07/2018

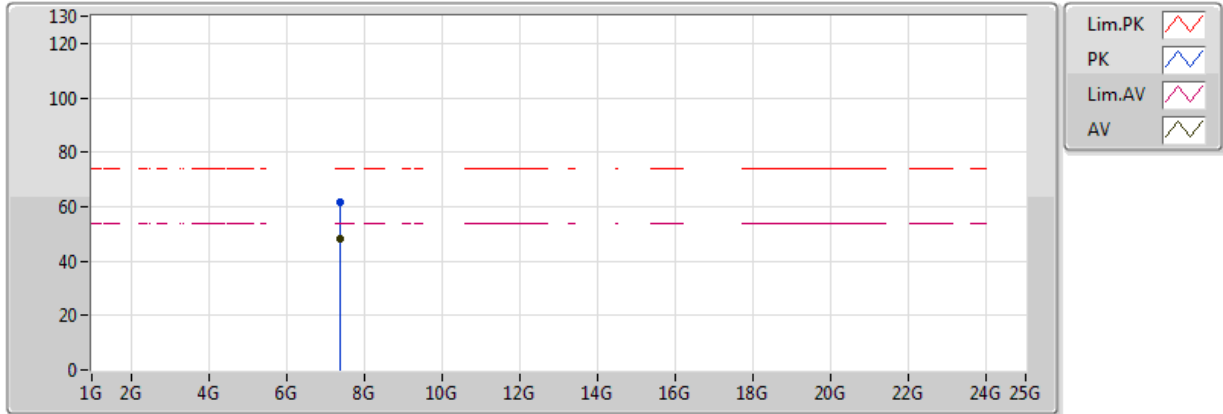


Type	Freq (Hz)	Level (dBuV/m)	Limit (dBuV/m)	Margin (dB)	Factor (dB)	Dist (m)	Condition	Azimuth (°)	Height (m)	Comments
AV	7.38846G	49.78	54.00	-4.22	8.01	3	Vertical	306	1.23	-
PK	7.3839G	63.40	74.00	-10.60	8.00	3	Vertical	306	1.23	-

802.11n HT20_Nss1,(MCS0)_1TX

2462MHz_TX

27/07/2018

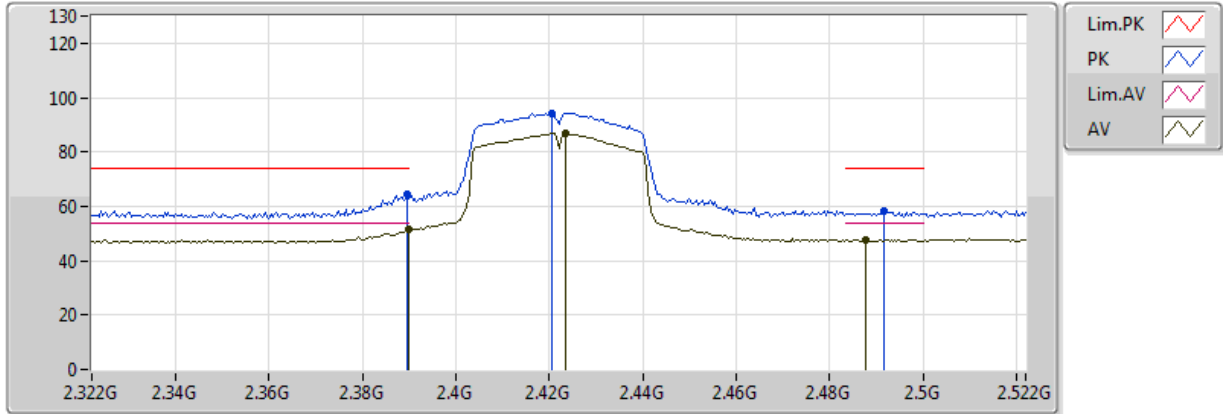


Type	Freq (Hz)	Level (dBuV/m)	Limit (dBuV/m)	Margin (dB)	Factor (dB)	Dist (m)	Condition	Azimuth (°)	Height (m)	Comments
AV	7.3857G	47.96	54.00	-6.04	8.00	3	Horizontal	10	1.02	-
PK	7.3833G	61.73	74.00	-12.27	7.99	3	Horizontal	10	1.02	-

802.11n HT40_Nss1,(MCS0)_1TX

2422MHz_TX

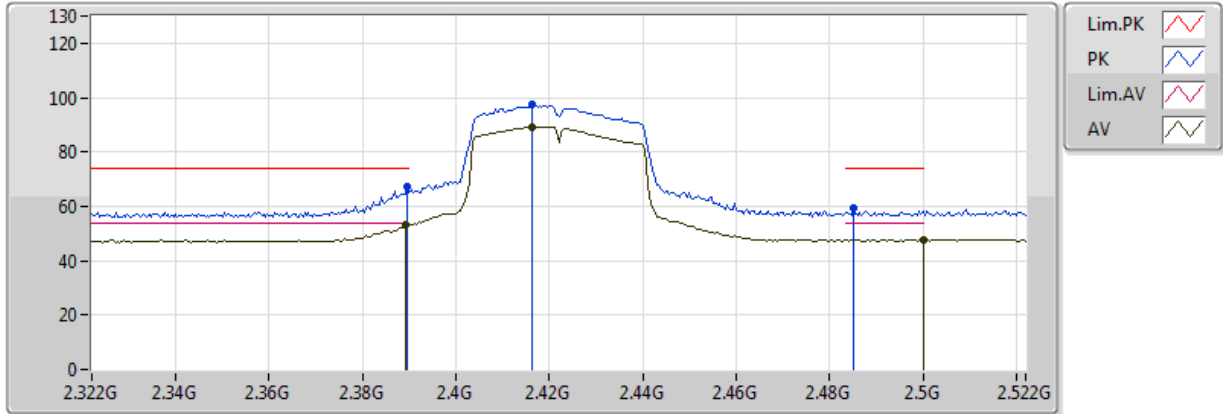
27/07/2018



Type	Freq (Hz)	Level (dBuV/m)	Limit (dBuV/m)	Margin (dB)	Factor (dB)	Dist (m)	Condition	Azimuth (°)	Height (m)	Comments
AV	2.389998G	51.42	54.00	-2.58	30.98	3	Vertical	82	2.63	-
AV	2.4236G	86.97	Inf	-Inf	31.10	3	Vertical	82	2.63	-
AV	2.4876G	47.83	54.00	-6.17	31.32	3	Vertical	82	2.63	-
PK	2.3896G	64.28	74.00	-9.72	30.98	3	Vertical	82	2.63	-
PK	2.4204G	94.12	Inf	-Inf	31.09	3	Vertical	82	2.63	-
PK	2.4916G	58.16	74.00	-15.84	31.33	3	Vertical	82	2.63	-

**802.11n HT40_Nss1,(MCS0)_1TX
2422MHz_TX**

27/07/2018

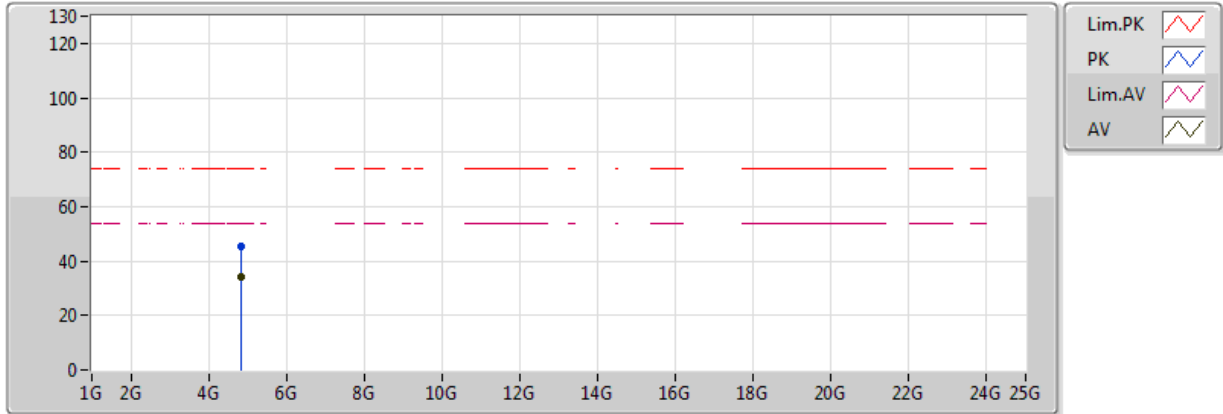


Type	Freq (Hz)	Level (dBuV/m)	Limit (dBuV/m)	Margin (dB)	Factor (dB)	Dist (m)	Condition	Azimuth (°)	Height (m)	Comments
AV	2.3892G	52.98	54.00	-1.02	30.98	3	Horizontal	205	1.50	-
AV	2.4164G	89.32	Inf	-Inf	31.08	3	Horizontal	205	1.50	-
AV	2.499998G	47.87	54.00	-6.13	31.36	3	Horizontal	205	1.50	-
PK	2.3896G	67.28	74.00	-6.72	30.98	3	Horizontal	205	1.50	-
PK	2.4164G	97.31	Inf	-Inf	31.08	3	Horizontal	205	1.50	-
PK	2.4852G	59.24	74.00	-14.76	31.31	3	Horizontal	205	1.50	-

802.11n HT40_Nss1,(MCS0)_1TX

2422MHz_TX

27/07/2018

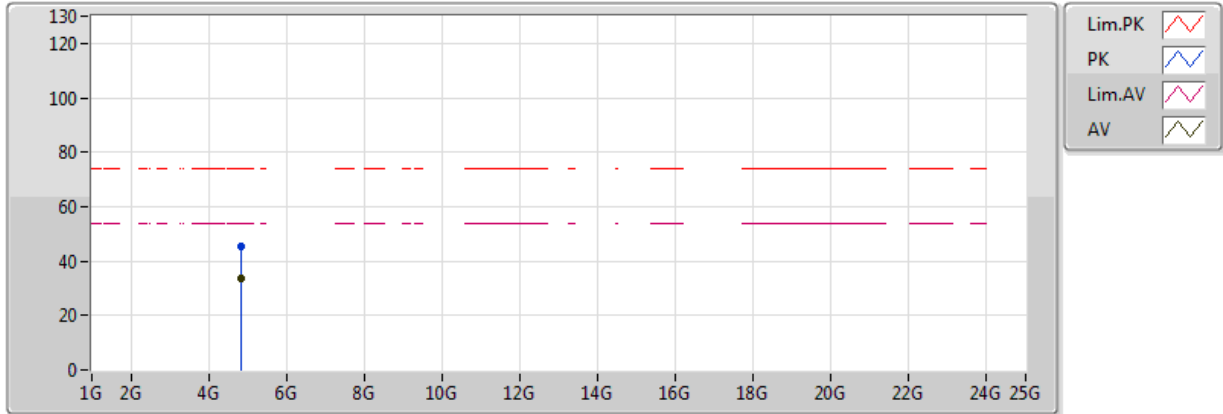


Type	Freq (Hz)	Level (dBuV/m)	Limit (dBuV/m)	Margin (dB)	Factor (dB)	Dist (m)	Condition	Azimuth (°)	Height (m)	Comments
AV	4.83308G	34.03	54.00	-19.97	1.79	3	Vertical	82	2.56	-
PK	4.83368G	45.28	74.00	-28.72	1.79	3	Vertical	82	2.56	-

802.11n HT40_Nss1,(MCS0)_1TX

2422MHz_TX

27/07/2018

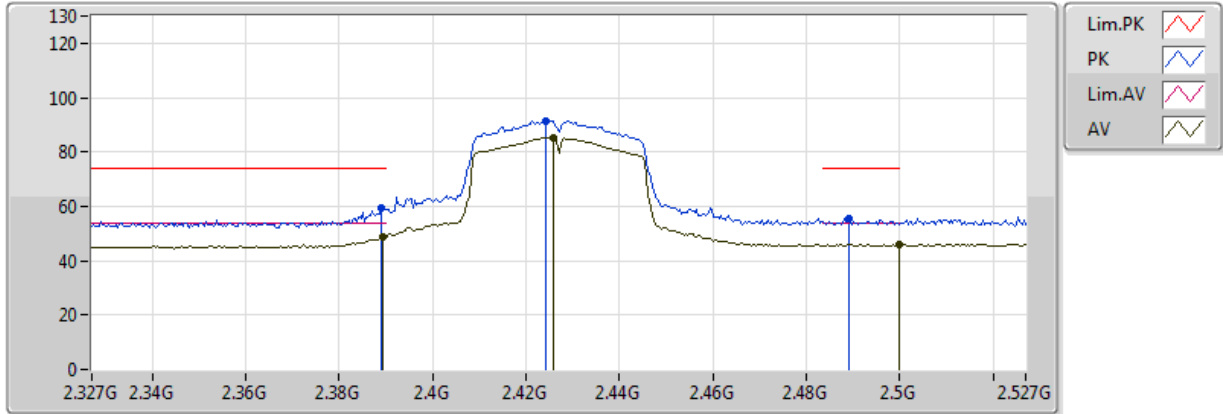


Type	Freq (Hz)	Level (dBuV/m)	Limit (dBuV/m)	Margin (dB)	Factor (dB)	Dist (m)	Condition	Azimuth (°)	Height (m)	Comments
AV	4.84466G	33.77	54.00	-20.23	1.82	3	Horizontal	320	2.61	-
PK	4.84766G	45.20	74.00	-28.80	1.82	3	Horizontal	320	2.61	-

802.11n HT40_Nss1,(MCS0)_1TX

2427MHz_TX

27/07/2018

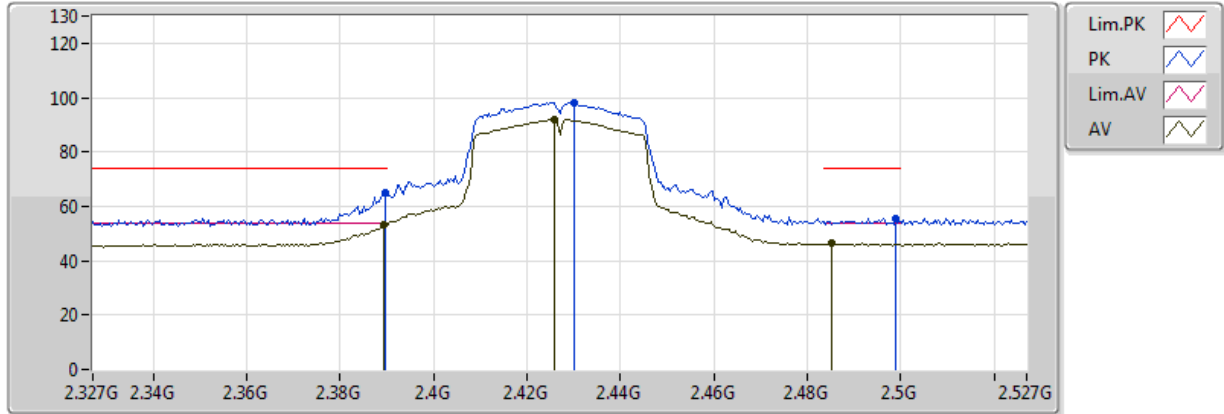


Type	Freq (Hz)	Level (dBuV/m)	Limit (dBuV/m)	Margin (dB)	Factor (dB)	Dist (m)	Condition	Azimuth (°)	Height (m)	Comments
AV	2.3894G	48.67	54.00	-5.33	30.77	3	Vertical	162	2.11	-
AV	2.4258G	85.12	Inf	-Inf	30.90	3	Vertical	162	2.11	-
AV	2.4998G	45.93	54.00	-8.07	31.17	3	Vertical	162	2.11	-
PK	2.389G	59.28	74.00	-14.72	30.77	3	Vertical	162	2.11	-
PK	2.4242G	91.28	Inf	-Inf	30.90	3	Vertical	162	2.11	-
PK	2.489G	55.61	74.00	-18.39	31.13	3	Vertical	162	2.11	-

802.11n HT40_Nss1,(MCS0)_1TX

2427MHz_TX

27/07/2018

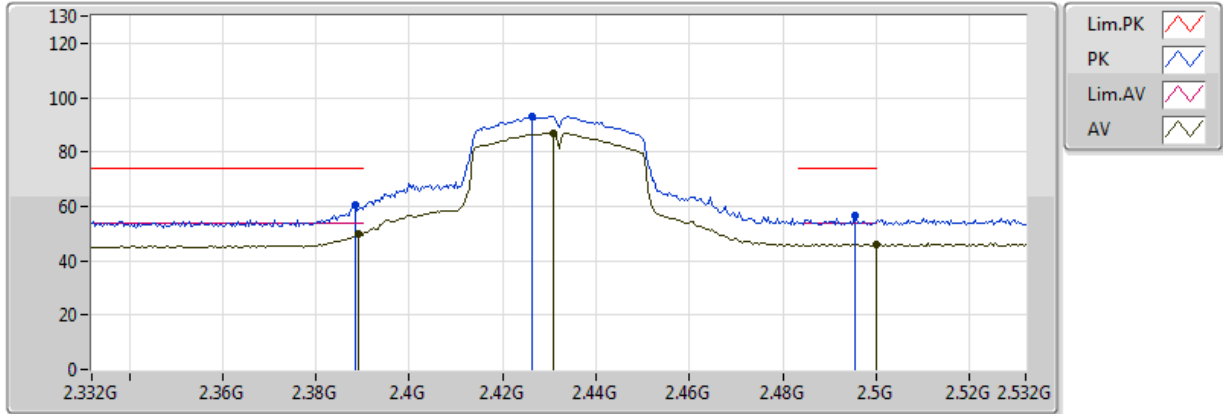


Type	Freq (Hz)	Level (dBuV/m)	Limit (dBuV/m)	Margin (dB)	Factor (dB)	Dist (m)	Condition	Azimuth (°)	Height (m)	Comments
AV	2.3894G	53.44	54.00	-0.56	30.77	3	Horizontal	23	2.62	-
AV	2.4258G	91.82	Inf	-Inf	30.90	3	Horizontal	23	2.62	-
AV	2.4854G	46.32	54.00	-7.68	31.12	3	Horizontal	23	2.62	-
PK	2.3898G	65.16	74.00	-8.84	30.77	3	Horizontal	23	2.62	-
PK	2.4302G	97.93	Inf	-Inf	30.92	3	Horizontal	23	2.62	-
PK	2.499G	55.72	74.00	-18.28	31.17	3	Horizontal	23	2.62	-

802.11n HT40_Nss1,(MCS0)_1TX

2432MHz_TX

27/07/2018

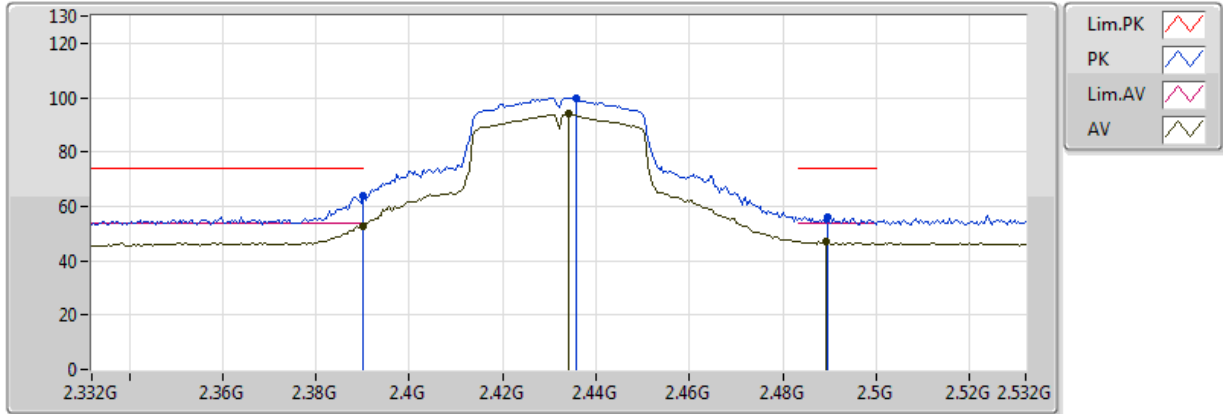


Type	Freq (Hz)	Level (dBuV/m)	Limit (dBuV/m)	Margin (dB)	Factor (dB)	Dist (m)	Condition	Azimuth (°)	Height (m)	Comments
AV	2.3892G	49.80	54.00	-4.20	30.77	3	Vertical	161	2.12	-
AV	2.4308G	86.84	Inf	-Inf	30.92	3	Vertical	161	2.12	-
AV	2.499998G	46.11	54.00	-7.89	31.17	3	Vertical	161	2.12	-
PK	2.3884G	60.31	74.00	-13.69	30.77	3	Vertical	161	2.12	-
PK	2.4264G	93.16	Inf	-Inf	30.91	3	Vertical	161	2.12	-
PK	2.4956G	56.67	74.00	-17.33	31.16	3	Vertical	161	2.12	-

802.11n HT40_Nss1,(MCS0)_1TX

2432MHz_TX

27/07/2018

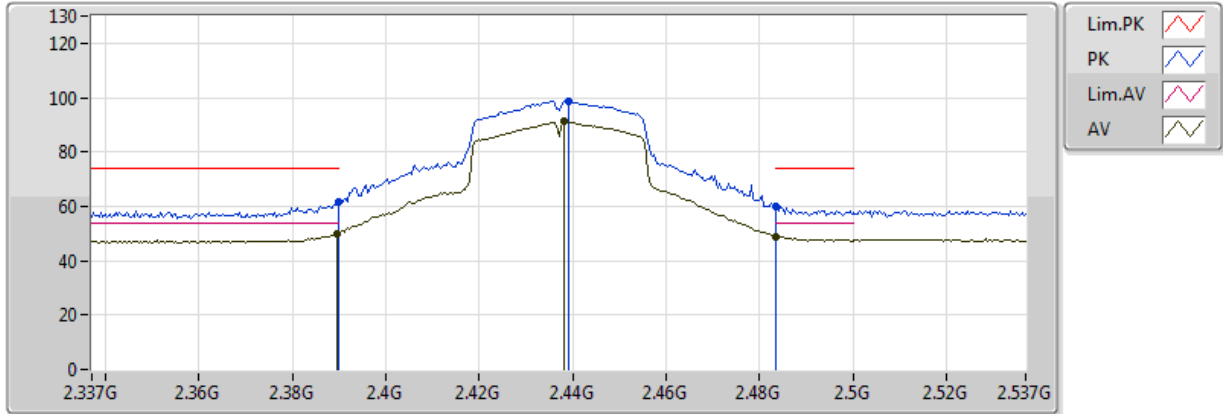


Type	Freq (Hz)	Level (dBuV/m)	Limit (dBuV/m)	Margin (dB)	Factor (dB)	Dist (m)	Condition	Azimuth (°)	Height (m)	Comments
AV	2.389998G	52.72	54.00	-1.28	30.77	3	Horizontal	21	1.12	-
AV	2.434G	93.94	Inf	-Inf	30.93	3	Horizontal	21	1.12	-
AV	2.4892G	46.97	54.00	-7.03	31.13	3	Horizontal	21	1.12	-
PK	2.389998G	63.64	74.00	-10.36	30.77	3	Horizontal	21	1.12	-
PK	2.4356G	99.98	Inf	-Inf	30.94	3	Horizontal	21	1.12	-
PK	2.4896G	55.81	74.00	-18.19	31.13	3	Horizontal	21	1.12	-

802.11n HT40_Nss1,(MCS0)_1TX

2437MHz_TX

27/07/2018

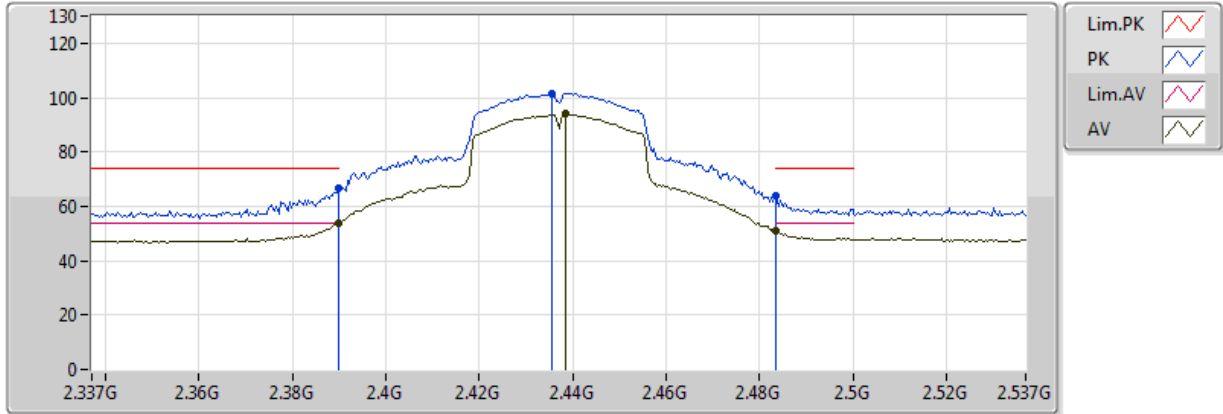


Type	Freq (Hz)	Level (dBuV/m)	Limit (dBuV/m)	Margin (dB)	Factor (dB)	Dist (m)	Condition	Azimuth (°)	Height (m)	Comments
AV	2.3894G	49.71	54.00	-4.29	30.98	3	Vertical	59	2.31	-
AV	2.4382G	91.09	Inf	-Inf	31.15	3	Vertical	59	2.31	-
AV	2.483502G	49.01	54.00	-4.99	31.31	3	Vertical	59	2.31	-
PK	2.3898G	61.72	74.00	-12.28	30.98	3	Vertical	59	2.31	-
PK	2.439G	98.72	Inf	-Inf	31.15	3	Vertical	59	2.31	-
PK	2.483502G	59.83	74.00	-14.17	31.31	3	Vertical	59	2.31	-

802.11n HT40_Nss1,(MCS0)_1TX

2437MHz_TX

27/07/2018

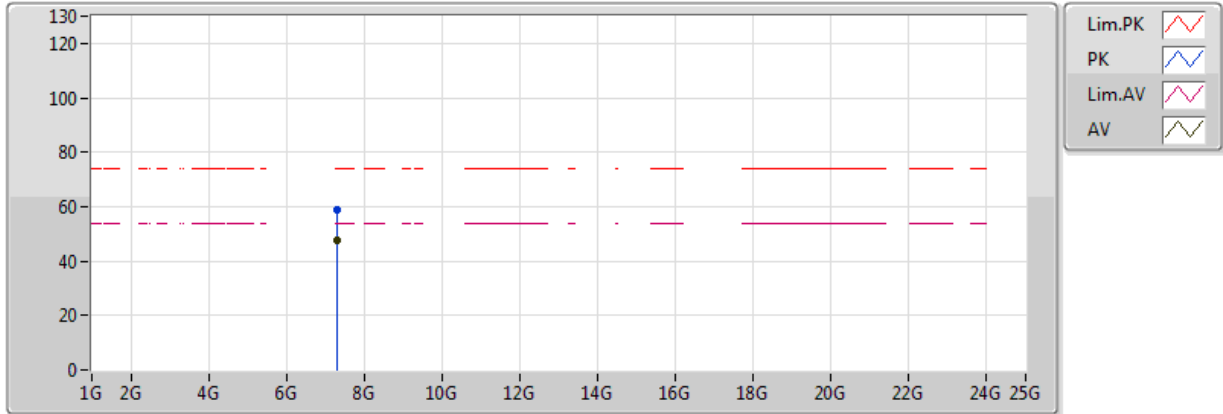


Type	Freq (Hz)	Level (dBuV/m)	Limit (dBuV/m)	Margin (dB)	Factor (dB)	Dist (m)	Condition	Azimuth (°)	Height (m)	Comments
AV	2.3898G	53.73	54.00	-0.27	30.98	3	Horizontal	50	1.50	-
AV	2.4386G	94.01	Inf	-Inf	31.15	3	Horizontal	50	1.50	-
AV	2.483502G	51.00	54.00	-3.00	31.31	3	Horizontal	50	1.50	-
PK	2.3898G	66.85	74.00	-7.15	30.98	3	Horizontal	50	1.50	-
PK	2.4354G	101.54	Inf	-Inf	31.14	3	Horizontal	50	1.50	-
PK	2.483502G	63.64	74.00	-10.36	31.31	3	Horizontal	50	1.50	-

802.11n HT40_Nss1,(MCS0)_1TX

2437MHz_TX

27/07/2018

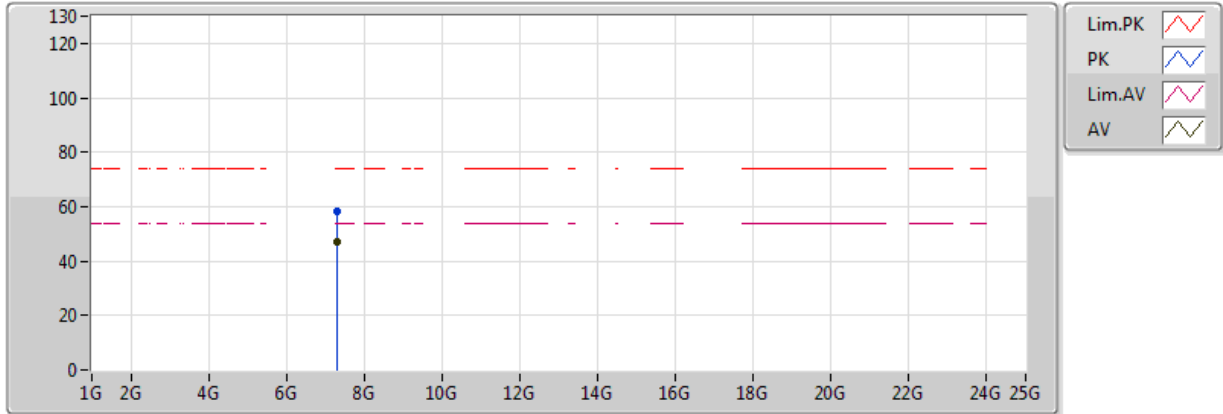


Type	Freq (Hz)	Level (dBuV/m)	Limit (dBuV/m)	Margin (dB)	Factor (dB)	Dist (m)	Condition	Azimuth (°)	Height (m)	Comments
AV	7.3152G	47.42	54.00	-6.58	7.81	3	Vertical	104	1.04	-
PK	7.31688G	58.75	74.00	-15.25	7.82	3	Vertical	104	1.04	-

802.11n HT40_Nss1,(MCS0)_1TX

2437MHz_TX

27/07/2018

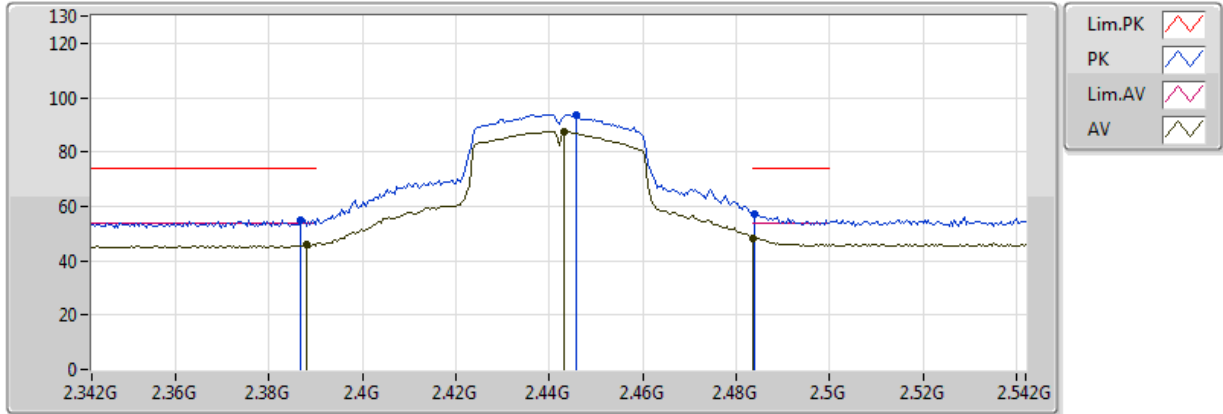


Type	Freq (Hz)	Level (dBuV/m)	Limit (dBuV/m)	Margin (dB)	Factor (dB)	Dist (m)	Condition	Azimuth (°)	Height (m)	Comments
AV	7.31532G	47.28	54.00	-6.72	7.81	3	Horizontal	1	1.22	-
PK	7.31556G	58.16	74.00	-15.84	7.81	3	Horizontal	1	1.22	-

802.11n HT40_Nss1,(MCS0)_1TX

2442MHz_TX

27/07/2018

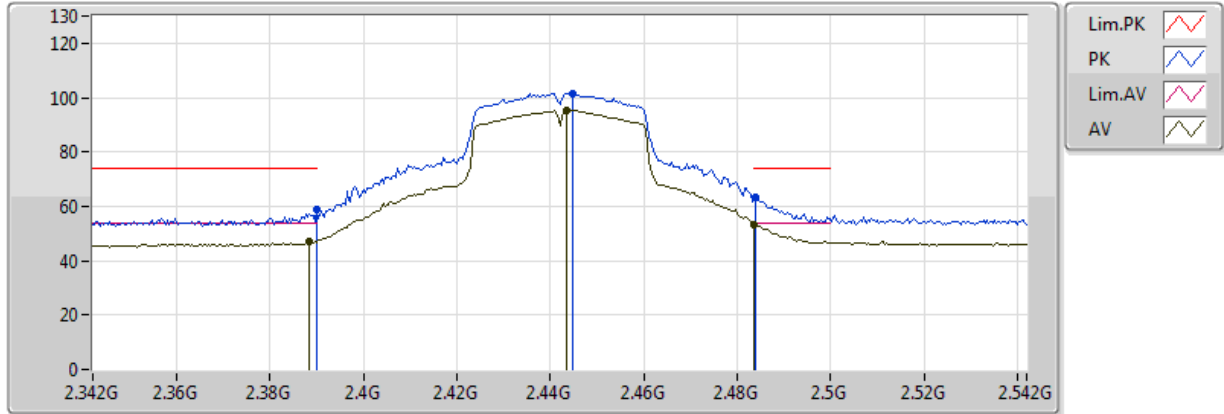


Type	Freq (Hz)	Level (dBuV/m)	Limit (dBuV/m)	Margin (dB)	Factor (dB)	Dist (m)	Condition	Azimuth (°)	Height (m)	Comments
AV	2.388G	46.03	54.00	-7.97	30.77	3	Vertical	95	1.17	-
AV	2.4432G	87.46	Inf	-Inf	30.97	3	Vertical	95	1.17	-
AV	2.483502G	48.20	54.00	-5.80	31.11	3	Vertical	95	1.17	-
PK	2.3868G	54.85	74.00	-19.15	30.76	3	Vertical	95	1.17	-
PK	2.4456G	93.79	Inf	-Inf	30.97	3	Vertical	95	1.17	-
PK	2.484G	57.39	74.00	-16.61	31.12	3	Vertical	95	1.17	-

802.11n HT40_Nss1,(MCS0)_1TX

2442MHz_TX

27/07/2018

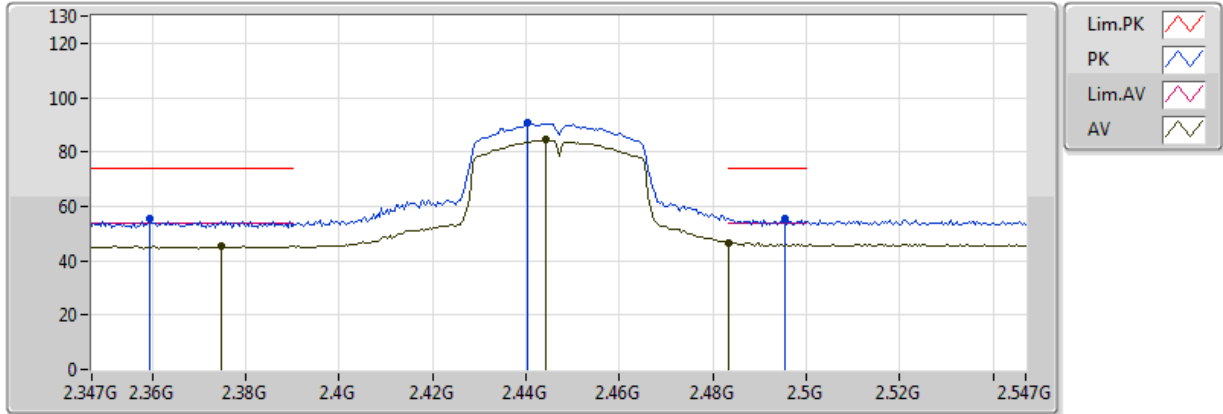


Type	Freq (Hz)	Level (dBuV/m)	Limit (dBuV/m)	Margin (dB)	Factor (dB)	Dist (m)	Condition	Azimuth (°)	Height (m)	Comments
AV	2.3884G	46.96	54.00	-7.04	30.77	3	Horizontal	15	2.69	-
AV	2.4436G	95.37	Inf	-Inf	30.97	3	Horizontal	15	2.69	-
AV	2.483502G	53.11	54.00	-0.89	31.11	3	Horizontal	15	2.69	-
PK	2.389998G	58.81	74.00	-15.19	30.77	3	Horizontal	15	2.69	-
PK	2.4448G	101.46	Inf	-Inf	30.97	3	Horizontal	15	2.69	-
PK	2.484G	63.05	74.00	-10.95	31.12	3	Horizontal	15	2.69	-

802.11n HT40_Nss1,(MCS0)_1TX

2447MHz_TX

27/07/2018

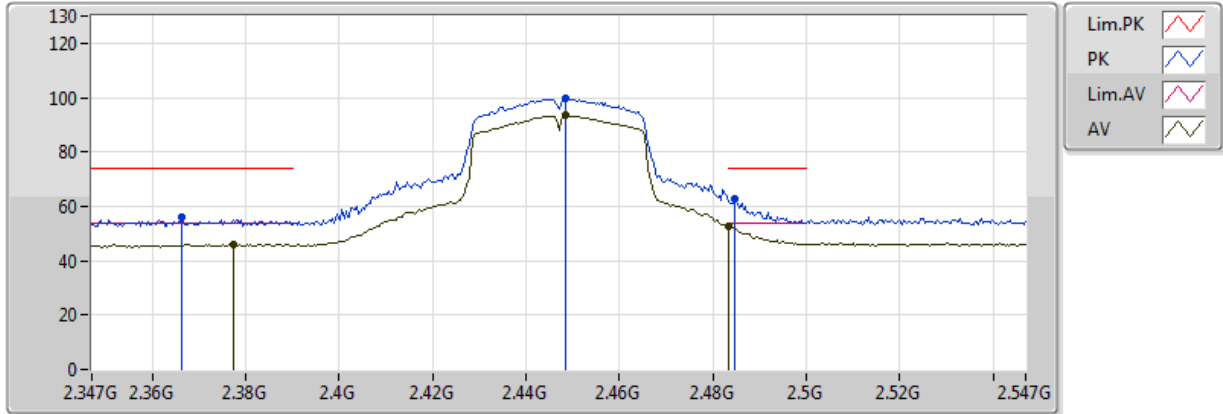


Type	Freq (Hz)	Level (dBuV/m)	Limit (dBuV/m)	Margin (dB)	Factor (dB)	Dist (m)	Condition	Azimuth (°)	Height (m)	Comments
AV	2.3746G	45.30	54.00	-8.70	30.72	3	Vertical	67	1.50	-
AV	2.4442G	84.34	Inf	-Inf	30.97	3	Vertical	67	1.50	-
AV	2.483502G	46.69	54.00	-7.31	31.11	3	Vertical	67	1.50	-
PK	2.3594G	55.32	74.00	-18.68	30.67	3	Vertical	67	1.50	-
PK	2.4402G	90.53	Inf	-Inf	30.95	3	Vertical	67	1.50	-
PK	2.4954G	55.51	74.00	-18.49	31.16	3	Vertical	67	1.50	-

802.11n HT40_Nss1,(MCS0)_1TX

2447MHz_TX

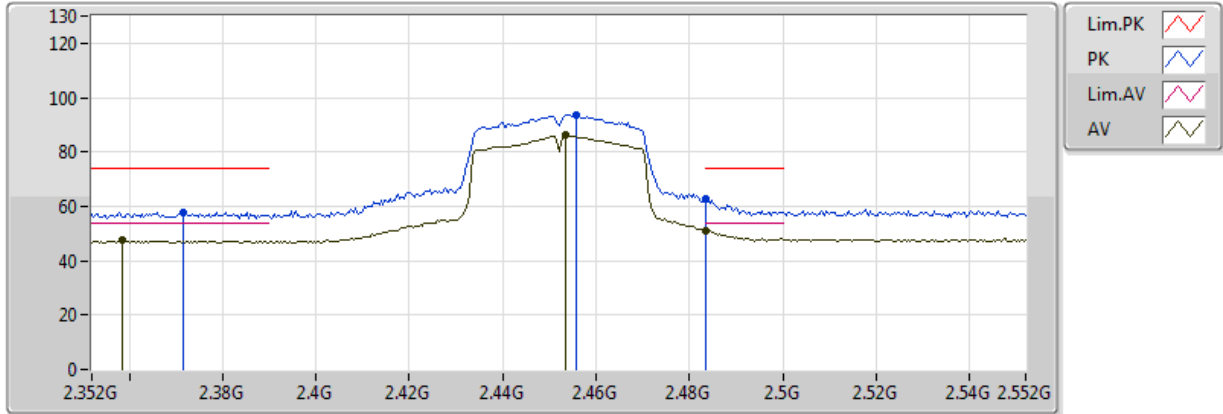
27/07/2018



Type	Freq (Hz)	Level (dBuV/m)	Limit (dBuV/m)	Margin (dB)	Factor (dB)	Dist (m)	Condition	Azimuth (°)	Height (m)	Comments
AV	2.3774G	45.98	54.00	-8.02	30.73	3	Horizontal	19	1.03	-
AV	2.4486G	93.38	Inf	-Inf	30.98	3	Horizontal	19	1.03	-
AV	2.483502G	52.89	54.00	-1.11	31.11	3	Horizontal	19	1.03	-
PK	2.3662G	55.96	74.00	-18.04	30.70	3	Horizontal	19	1.03	-
PK	2.4486G	99.90	Inf	-Inf	30.98	3	Horizontal	19	1.03	-
PK	2.4846G	62.85	74.00	-11.15	31.12	3	Horizontal	19	1.03	-

**802.11n HT40_Nss1,(MCS0)_1TX
2452MHz_TX**

27/07/2018

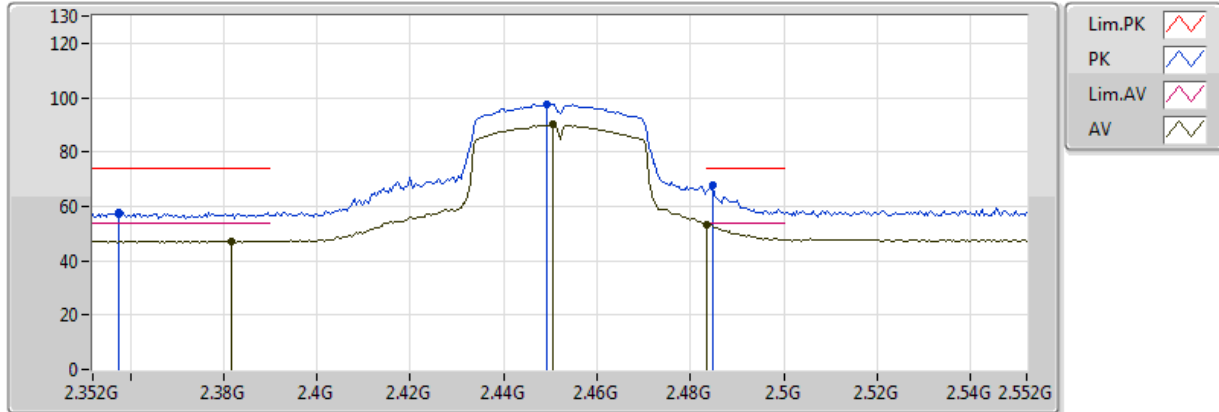


Type	Freq (Hz)	Level (dBuV/m)	Limit (dBuV/m)	Margin (dB)	Factor (dB)	Dist (m)	Condition	Azimuth (°)	Height (m)	Comments
AV	2.3584G	47.59	54.00	-6.41	30.89	3	Vertical	123	1.34	-
AV	2.4536G	86.12	Inf	-Inf	31.20	3	Vertical	123	1.34	-
AV	2.483502G	50.82	54.00	-3.18	31.31	3	Vertical	123	1.34	-
PK	2.3716G	57.85	74.00	-16.15	30.93	3	Vertical	123	1.34	-
PK	2.4556G	93.59	Inf	-Inf	31.21	3	Vertical	123	1.34	-
PK	2.483502G	62.50	74.00	-11.50	31.31	3	Vertical	123	1.34	-

802.11n HT40_Nss1,(MCS0)_1TX

2452MHz_TX

27/07/2018

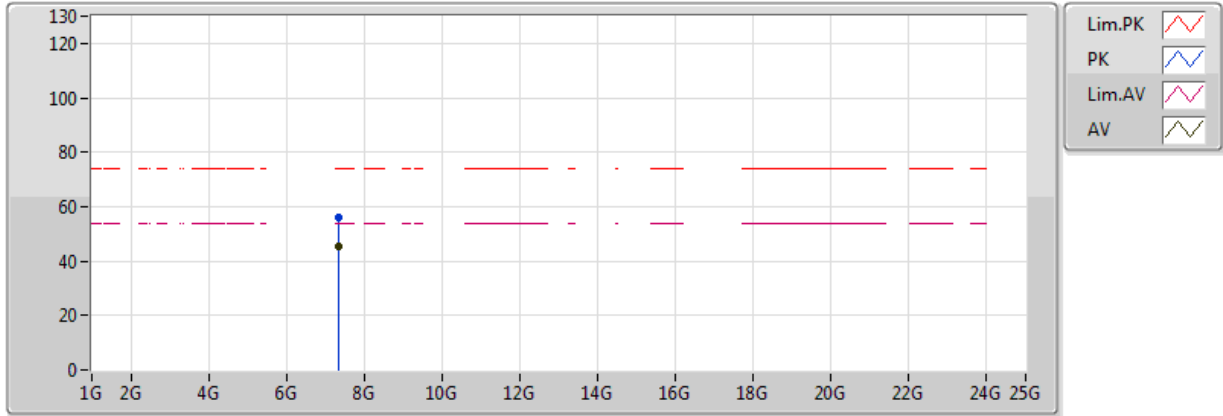


Type	Freq (Hz)	Level (dBuV/m)	Limit (dBuV/m)	Margin (dB)	Factor (dB)	Dist (m)	Condition	Azimuth (°)	Height (m)	Comments
AV	2.3816G	47.33	54.00	-6.67	30.96	3	Horizontal	202	1.50	-
AV	2.4504G	89.94	Inf	-Inf	31.19	3	Horizontal	202	1.50	-
AV	2.483502G	53.32	54.00	-0.68	31.31	3	Horizontal	202	1.50	-
PK	2.3576G	57.56	74.00	-16.44	30.88	3	Horizontal	202	1.50	-
PK	2.4492G	97.68	Inf	-Inf	31.19	3	Horizontal	202	1.50	-
PK	2.4848G	67.61	74.00	-6.39	31.31	3	Horizontal	202	1.50	-

802.11n HT40_Nss1,(MCS0)_1TX

2452MHz_TX

27/07/2018

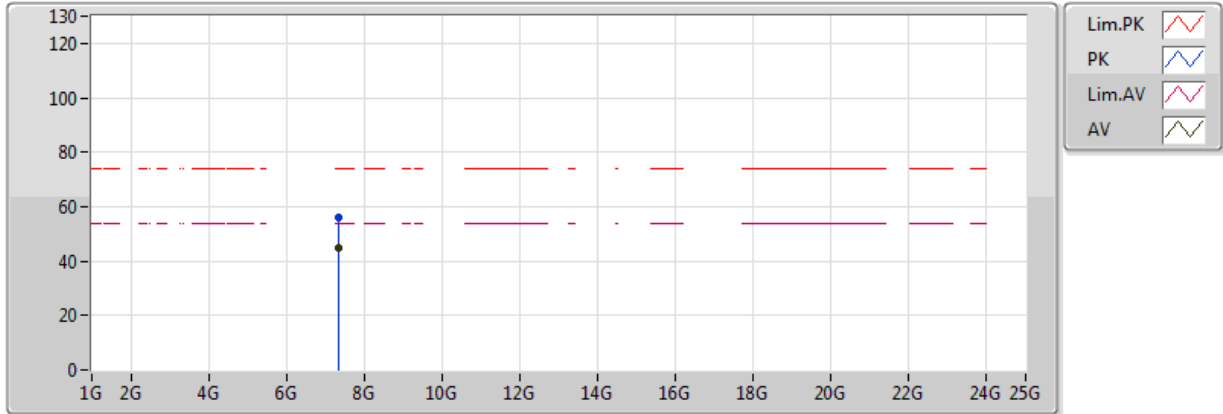


Type	Freq (Hz)	Level (dBuV/m)	Limit (dBuV/m)	Margin (dB)	Factor (dB)	Dist (m)	Condition	Azimuth (°)	Height (m)	Comments
AV	7.35306G	45.35	54.00	-8.65	7.91	3	Vertical	315	1.04	-
PK	7.344G	56.15	74.00	-17.85	7.89	3	Vertical	315	1.04	-

802.11n HT40_Nss1,(MCS0)_1TX

2452MHz_TX

27/07/2018



Type	Freq (Hz)	Level (dBuV/m)	Limit (dBuV/m)	Margin (dB)	Factor (dB)	Dist (m)	Condition	Azimuth (°)	Height (m)	Comments
AV	7.35972G	44.59	54.00	-9.41	7.93	3	Horizontal	69	1.19	-
PK	7.36044G	56.16	74.00	-17.84	7.93	3	Horizontal	69	1.19	-