



**SGS-CSTC Standards Technical Services Co., Ltd.
Shenzhen Branch**

No. 1 Workshop, M-10, Middle section, Science & Technology Park, Nanshan
District, Shenzhen, Guangdong, China 518057

Telephone: +86 (0) 755 2601 2053
Fax: +86 (0) 755 2671 0594
Email: ee.shenzhen@sgs.com

Report No.: SZEM141100608601
Page: 1 of 52

FCC REPORT

Application No: SZEM1411006086CR
Applicant: Aspenta International FZ-LLC
Product Name: UbTrack key fob
Model No.(EUT): KF-001

Trade Mark:



FCC ID: 2ADTO-KF-001
Standards: 47 CFR Part 15, Subpart C
Date of Receipt: 2014-11-06
Date of Test: 2015-01-14 to 2015-06-09
Date of Issue: 2015-06-23

| | |
|---------------------|---------------|
| Test Result: | PASS * |
|---------------------|---------------|

* In the configuration tested, the EUT complied with the standards specified above.

Authorized Signature:



Jack Zhang
EMC Laboratory Manager

The manufacturer should ensure that all products in series production are in conformity with the product sample detailed in this report. If the product in this report is used in any configuration other than that detailed in the report, the manufacturer must ensure the new system complies with all relevant standards. Any mention of SGS International Electrical Approvals or testing done by SGS International Electrical Approvals in connection with, distribution or use of the product described in this report must be approved by SGS International Electrical Approvals in writing.

The report must not be used by the client to claim product certification, approval, or endorsement by NVLAP, NIST, or any agency of the federal government. All test results in this report can be traceable to National or International Standards.

"This document is issued by the Company subject to its General Conditions of Service printed overleaf, available on request or accessible at www.sgs.com/terms_and_conditions.htm and, for electronic format documents, subject to Terms and Conditions for Electronic Documents at www.sgs.com/terms_e-document.htm. Attention is drawn to the limitation of liability, indemnification and jurisdiction issues defined therein. Any holder of this document is advised that information contained hereon reflects the Company's findings at the time of its intervention only and within the limits of Client's instructions, if any. The Company's sole responsibility is to its Client and this document does not exonerate parties to a transaction from exercising all their rights and obligations under the transaction documents. This document cannot be reproduced except in full, without prior written approval of the Company. Any unauthorized alteration, forgery or falsification of the content or appearance of this document is unlawful and offenders may be prosecuted to the fullest extent of the law. Unless otherwise stated the results shown in this test report refer only to the sample(s) tested and such sample(s) are retained for 90 days only."



2 Version

| Revision Record | | | | |
|-----------------|---------|------------|----------|----------|
| Version | Chapter | Date | Modifier | Remark |
| 00 | | 2015-06-23 | | Original |
| | | | | |
| | | | | |

| | | | | |
|--------------------------|--|--|--|--------------------|
| Authorized for issue by: | | | | |
| Tested By | |  (Chris Zhong) /Project Engineer | | 2015-06-09 Date |
| Prepared By | |  (Jade Chen) /Clerk | | 2015-06-23 Date |
| Checked By | |  (Emen Li) /Reviewer | | 2015-06-23 Date |



3 Test Summary

| Test Item | Test Requirement | Test method | Result |
|---|---|------------------|--------|
| Antenna Requirement | 47 CFR Part 15, Subpart C Section 15.203/15.247 (c) | ANSI C63.10 2009 | PASS |
| AC Power Line Conducted Emission | 47 CFR Part 15, Subpart C Section 15.207 | ANSI C63.10 2009 | PASS |
| Conducted Peak Output Power | 47 CFR Part 15, Subpart C Section 15.247 (b)(3) | ANSI C63.10 2009 | PASS |
| 6dB Occupied Bandwidth | 47 CFR Part 15, Subpart C Section 15.247 (a)(2) | ANSI C63.10 2009 | PASS |
| Power Spectral Density | 47 CFR Part 15, Subpart C Section 15.247 (e) | ANSI C63.10 2009 | PASS |
| Band-edge for RF Conducted Emissions | 47 CFR Part 15, Subpart C Section 15.247(d) | ANSI C63.10 2009 | PASS |
| RF Conducted Spurious Emissions | 47 CFR Part 15, Subpart C Section 15.247(d) | ANSI C63.10 2009 | PASS |
| Radiated Spurious Emissions | 47 CFR Part 15, Subpart C Section 15.205/15.209 | ANSI C63.10 2009 | PASS |
| Restricted bands around fundamental frequency (Radiated Emission) | 47 CFR Part 15, Subpart C Section 15.205/15.209 | ANSI C63.10 2009 | PASS |



4 Contents

| | Page |
|---|-----------|
| 1 COVER PAGE | 1 |
| 2 VERSION | 2 |
| 3 TEST SUMMARY | 3 |
| 4 CONTENTS | 4 |
| 5 GENERAL INFORMATION | 5 |
| 5.1 CLIENT INFORMATION..... | 5 |
| 5.2 GENERAL DESCRIPTION OF EUT | 5 |
| 5.3 TEST ENVIRONMENT | 7 |
| 5.4 DESCRIPTION OF SUPPORT UNITS | 7 |
| 5.5 TEST LOCATION..... | 7 |
| 5.6 TEST FACILITY..... | 8 |
| 5.7 DEVIATION FROM STANDARDS | 8 |
| 5.8 ABNORMALITIES FROM STANDARD CONDITIONS..... | 8 |
| 5.9 OTHER INFORMATION REQUESTED BY THE CUSTOMER | 8 |
| 5.10 EQUIPMENT LIST..... | 9 |
| 6 TEST RESULTS AND MEASUREMENT DATA..... | 12 |
| 6.1 ANTENNA REQUIREMENT..... | 12 |
| 6.2 CONDUCTED PEAK OUTPUT POWER | 13 |
| 6.3 6dB OCCUPY BANDWIDTH..... | 16 |
| 6.4 POWER SPECTRAL DENSITY..... | 19 |
| 6.5 BAND-EDGE FOR RF CONDUCTED EMISSIONS..... | 22 |
| 6.6 SPURIOUS RF CONDUCTED EMISSIONS | 24 |
| 6.7 RADIATED SPURIOUS EMISSION..... | 34 |
| 6.7.1 <i>Spurious Emissions</i> | 34 |
| 6.8 RESTRICTED BANDS AROUND FUNDAMENTAL FREQUENCY | 41 |
| 7 PHOTOGRAPHS - EUT TEST SETUP | 51 |
| 7.1 RADIATED EMISSION | 51 |
| 7.2 RADIATED SPURIOUS EMISSION..... | 51 |
| 8 PHOTOGRAPHS - EUT CONSTRUCTIONAL DETAILS..... | 52 |




5 General Information

5.1 Client Information

| | |
|-----------------------|--|
| Applicant: | Aspenta International FZ-LLC |
| Address of Applicant: | Address: Premises:155 Floor:01 building:17 Dubai,United Arab Emirates |

5.2 General Description of EUT

| | |
|----------------------|---|
| Product Name: | UbTrack key fob |
| Model No.: | KF-001 |
| Trade Mark: |  |
| Operation Frequency: | 2402MHz~2480MHz |
| Bluetooth Version: | 4.0 |
| Modulation Type: | GFSK |
| Number of Channel: | 40 |
| Sample Type: | Portable production |
| Antenna Type: | chip |
| Antenna Gain: | -3.5dBi |
| Battery: | CR2032 3V |



| Operation Frequency each of channel | | | | | | | |
|-------------------------------------|-----------|---------|-----------|---------|-----------|---------|-----------|
| Channel | Frequency | Channel | Frequency | Channel | Frequency | Channel | Frequency |
| 1 | 2402MHz | 11 | 2422MHz | 21 | 2442MHz | 31 | 2462MHz |
| 2 | 2404MHz | 12 | 2424MHz | 22 | 2444MHz | 32 | 2464MHz |
| 3 | 2406MHz | 13 | 2426MHz | 23 | 2446MHz | 33 | 2466MHz |
| 4 | 2408MHz | 14 | 2428MHz | 24 | 2448MHz | 34 | 2468MHz |
| 5 | 2410MHz | 15 | 2430MHz | 25 | 2450MHz | 35 | 2470MHz |
| 6 | 2412MHz | 16 | 2432MHz | 26 | 2452MHz | 36 | 2472MHz |
| 7 | 2414MHz | 17 | 2434MHz | 27 | 2454MHz | 37 | 2474MHz |
| 8 | 2416MHz | 18 | 2436MHz | 28 | 2456MHz | 38 | 2476MHz |
| 9 | 2418MHz | 19 | 2438MHz | 29 | 2458MHz | 39 | 2478MHz |
| 10 | 2420MHz | 20 | 2440MHz | 30 | 2460MHz | 40 | 2480MHz |

Note:

In section 15.31(m), regards to the operating frequency range over 10 MHz, the lowest frequency, the middle frequency, and the highest frequency of channel were selected to perform the test, and the selected channel see below:

| Channel | Frequency |
|---------------------|-----------|
| The Lowest channel | 2402MHz |
| The Middle channel | 2440MHz |
| The Highest channel | 2480MHz |





5.3 Test Environment

| Operating Environment: | |
|------------------------|----------|
| Temperature: | 25.0 °C |
| Humidity: | 53 % RH |
| Atmospheric Pressure: | 1010mbar |

5.4 Description of Support Units

The EUT has been tested independent unit.

5.5 Test Location

All tests were performed at:

SGS-CSTC Standards Technical Services Co., Ltd., Shenzhen Branch E&E Lab,
No. 1 Workshop, M-10, Middle Section, Science & Technology Park, Shenzhen, Guangdong, China.
518057.

Tel: +86 755 2601 2053 Fax: +86 755 2671 0594

No tests were sub-contracted.



5.6 Test Facility

The test facility is recognized, certified, or accredited by the following organizations:

- **CNAS (No. CNAS L2929)**

CNAS has accredited SGS-CSTC Standards Technical Services Co., Ltd. Shenzhen Branch EMC Lab to ISO/IEC 17025:2005 General Requirements for the Competence of Testing and Calibration Laboratories (CNAS-CL01 Accreditation Criteria for the Competence of Testing and Calibration Laboratories) for the competence in the field of testing.

- **VCCI**

The 10m Semi-anechoic chamber and Shielded Room (7.5m x 4.0m x 3.0m) of SGS-CSTC Standards Technical Services Co., Ltd. have been registered in accordance with the Regulations for Voluntary Control Measures with Registration No.: G-823, R-4188, T-1153 and C-2383 respectively.

- **FCC – Registration No.: 556682**

SGS-CSTC Standards Technical Services Co., Ltd., Shenzhen EMC Laboratory has been registered and fully described in a report filed with the (FCC) Federal Communications Commission. The acceptance letter from the FCC is maintained in our files. Registration No.: 556682.

- **Industry Canada (IC)**

Two 3m Semi-anechoic chambers of SGS-CSTC Standards Technical Services Co., Ltd. have been registered by Certification and Engineering Bureau of Industry Canada for radio equipment testing with Registration No.: 4620C-1 & 4620C-2.

5.7 Deviation from Standards

None.

5.8 Abnormalities from Standard Conditions

None.

5.9 Other Information Requested by the Customer

None.



5.10 Equipment List

| Conducted Emission | | | | | |
|--------------------|------------------------------------|------------------------------------|-----------------|---------------|------------------------------|
| Item | Test Equipment | Manufacturer | Model No. | Inventory No. | Cal.Due date (yyyy-mm-dd) |
| 1 | Shielding Room | ZhongYu Electron | GB-88 | SEL0042 | 2016-05-13 |
| 2 | LISN | Rohde & Schwarz | ENV216 | SEL0152 | 2015-10-24 |
| 3 | LISN | ETS-LINDGREN | 3816/2 | SEL0021 | 2016-05-13 |
| 4 | 8 Line ISN | Fischer Custom Communications Inc. | FCC-TLISN-T8-02 | SEL0162 | 2015-08-30 |
| 5 | 4 Line ISN | Fischer Custom Communications Inc. | FCC-TLISN-T4-02 | SEL0163 | 2015-08-30 |
| 6 | 2 Line ISN | Fischer Custom Communications Inc. | FCC-TLISN-T2-02 | SEL0164 | 2015-08-30 |
| 7 | EMI Test Receiver | Rohde & Schwarz | ESCI | SEL0022 | 2016-05-13 |
| 8 | Coaxial Cable | SGS | N/A | SEL0025 | 2016-05-13 |
| 9 | DC Power Supply | Zhao Xin | RXN-305D | SEL0117 | 2015-10-24 |
| 10 | Humidity/ Temperature Indicator | Shanghai Qixiang | ZJ1-2B | SEL0103 | 2015-10-24 |
| 11 | Barometer | Chang Chun | DYM3 | SEL0088 | 2016-05-13 |



SGS-CSTC Standards Technical Services Co., Ltd.
Shenzhen Branch

Report No.: SZEM141100608601

Page: 10 of 52

| RE in Chamber | | | | | |
|---------------|---------------------------------|------------------------------------|-----------|---------------|---------------------------|
| Item | Test Equipment | Manufacturer | Model No. | Inventory No. | Cal.Due date (yyyy-mm-dd) |
| 1 | 3m Semi-Anechoic Chamber | ETS-LINDGREN | N/A | SEL0017 | 2016-05-13 |
| 2 | EMI Test Receiver | Agilent Technologies | N9038A | SEL0312 | 2015-09-16 |
| 3 | EMI Test software | AUDIX | E3 | SEL0050 | N/A |
| 4 | BiConiLog Antenna (26-3000MHz) | ETS-LINDGREN | 3142C | SEL0015 | 2015-10-24 |
| 5 | Double-ridged horn (1-18GHz) | ETS-LINDGREN | 3117 | SEL0006 | 2015-10-24 |
| 6 | Horn Antenna (18-26GHz) | ETS-LINDGREN | 3160 | SEL0076 | 2015-10-24 |
| 7 | Pre-amplifier (0.1-1300MHz) | Agilent Technologies | 8447D | SEL0053 | 2016-05-13 |
| 8 | Pre-Amplifier (0.1-26.5GHz) | Compliance Directions Systems Inc. | PAP-0126 | SEL0168 | 2015-10-24 |
| 9 | Coaxial cable | SGS | N/A | SEL0027 | 2016-05-13 |
| 10 | Coaxial cable | SGS | N/A | SEL0189 | 2016-05-13 |
| 11 | Coaxial cable | SGS | N/A | SEL0121 | 2016-05-13 |
| 12 | Coaxial cable | SGS | N/A | SEL0178 | 2016-05-13 |
| 13 | Band filter | Amindeon | 82346 | SEL0094 | 2016-05-13 |
| 14 | Barometer | Chang Chun | DYM3 | SEL0088 | 2016-05-13 |
| 15 | DC Power Supply | Zhao Xin | RXN-305D | SEL0117 | 2015-10-24 |
| 16 | Humidity/ Temperature Indicator | Shanghai Qixiang | ZJ1-2B | SEL0103 | 2015-10-24 |
| 17 | Signal Generator (10M-27GHz) | Rohde & Schwarz | SMR27 | SEL0067 | 2016-05-13 |
| 18 | Signal Generator | Rohde & Schwarz | SMY01 | SEL0155 | 2015-10-24 |
| 19 | Loop Antenna | Beijing Daze | ZN30401 | SEL0203 | 2016-05-13 |

"This document is issued by the Company subject to its General Conditions of Service printed overleaf, available on request or accessible at www.sgs.com/terms_and_conditions.htm and, for electronic format documents, subject to Terms and Conditions for Electronic Documents at www.sgs.com/terms_e-document.htm. Attention is drawn to the limitation of liability, indemnification and jurisdiction issues defined therein. Any holder of this document is advised that information contained hereon reflects the Company's findings at the time of its intervention only and within the limits of Client's instructions, if any. The Company's sole responsibility is to its Client and this document does not exonerate parties to a transaction from exercising all their rights and obligations under the transaction documents. This document cannot be reproduced except in full, without prior written approval of the Company. Any unauthorized alteration, forgery or falsification of the content or appearance of this document is unlawful and offenders may be prosecuted to the fullest extent of the law. Unless otherwise stated the results shown in this test report refer only to the sample(s) tested and such sample(s) are retained for 90 days only."



SGS-CSTC Standards Technical Services Co., Ltd.
Shenzhen Branch

Report No.: SZEM141100608601


Page: 11 of 52

| RF connected test | | | | | |
|-------------------|---------------------------------------|-------------------------|-----------|---------------|------------------------------|
| Item | Test Equipment | Manufacturer | Model No. | Inventory No. | Cal.Due date (yyyy-mm-dd) |
| 1 | DC Power Supply | Zhao Xin | RXN-305D | SEL0117 | 2015-10-24 |
| 2 | Humidity/ Temperature Indicator | HYGRO | ZJ1-2B | SEL0033 | 2015-10-24 |
| 3 | Spectrum Analyzer | Rohde & Schwarz | FSP | SEL0154 | 2015-10-24 |
| 4 | Coaxial cable | SGS | N/A | SEL0178 | 2016-05-13 |
| 5 | Coaxial cable | SGS | N/A | SEL0179 | 2016-05-13 |
| 6 | Barometer | ChangChun | DYM3 | SEL0088 | 2016-05-13 |
| 7 | Signal Generator | Rohde & Schwarz | SML03 | SEL0068 | 2016-04-25 |
| 8 | Band filter | amideon | 82346 | SEL0094 | 2016-05-13 |
| 9 | POWER METER | R & S | NRVS | SEL0144 | 2015-10-24 |
| 10 | Attenuator | Beijin feihang taida | TST-2-6dB | SEL0205 | 2016-04-25 |
| 11 | Power Divider(splitter) | Agilent Technologies | 11636B | SEL0130 | 2015-10-24 |

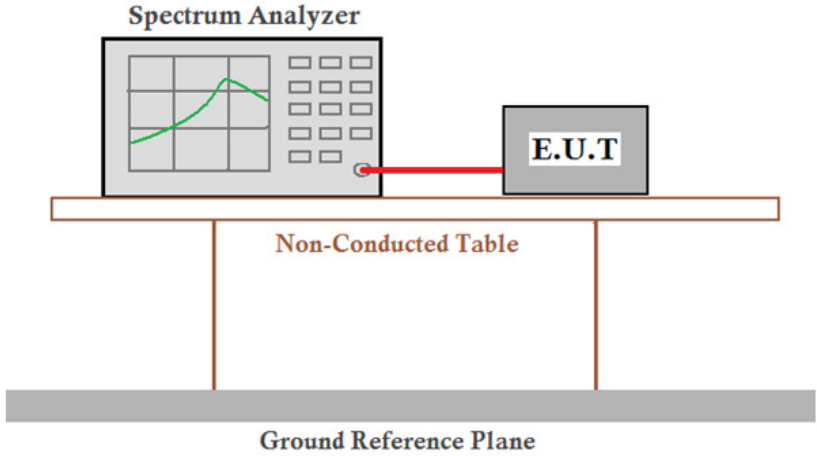
Note: The calibration interval is one year, all the instruments are valid.

6 Test results and Measurement Data

6.1 Antenna Requirement

| | |
|--|---|
| Standard requirement: | 47 CFR Part 15C Section 15.203 /247(c) |
| <p>15.203 requirement: An intentional radiator shall be designed to ensure that no antenna other than that furnished by the responsible party shall be used with the device. The use of a permanently attached antenna or of an antenna that uses a unique coupling to the intentional radiator, the manufacturer may design the unit so that a broken antenna can be replaced by the user, but the use of a standard antenna jack or electrical connector is prohibited.</p> <p>15.247(b) (4) requirement: The conducted output power limit specified in paragraph (b) of this section is based on the use of antennas with directional gains that do not exceed 6 dBi. Except as shown in paragraph (c) of this section, if transmitting antennas of directional gain greater than 6 dBi are used, the conducted output power from the intentional radiator shall be reduced below the stated values in paragraphs (b)(1), (b)(2), and (b)(3) of this section, as appropriate, by the amount in dB that the directional gain of the antenna exceeds 6 dBi.</p> | |
| EUT Antenna: |  |
| <p>The antenna is integrated on the main PCB and no consideration of replacement. The best case gain of the antenna is -3.5dBi.</p> | |

6.2 Conducted Peak Output Power

| | |
|-------------------|---|
| Test Requirement: | 47 CFR Part 15C Section 15.247 (b)(1) |
| Test Method: | ANSI C63.10 2009 |
| Test Setup: |  <p><i>Remark:</i> Offset the High-Frequency cable loss 1.5dB in the spectrum analyzer.</p> |
| Limit: | 30dBm |
| Test Mode: | Transmitting with GFSK modulation |
| Instruments Used: | Refer to section 5.10 for details |
| Test Results: | Pass |

Measurement Data

| GFSK mode | | | |
|--------------|-------------------------|-------------|--------|
| Test channel | Peak Output Power (dBm) | Limit (dBm) | Result |
| Lowest | -8.02 | 30.00 | Pass |
| Middle | -8.82 | 30.00 | Pass |
| Highest | -9.91 | 30.00 | Pass |



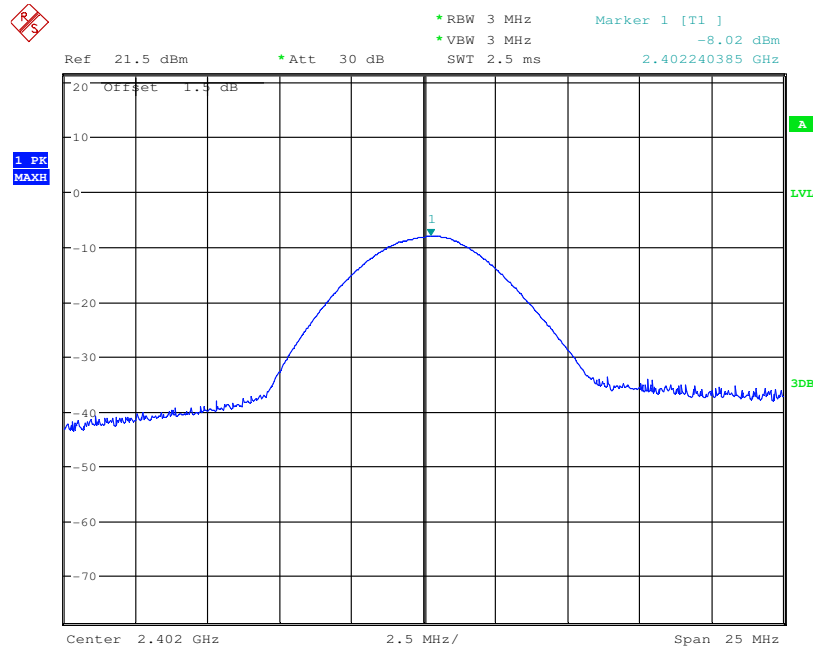
SGS-CSTC Standards Technical Services Co., Ltd. Shenzhen Branch

Report No.: SZEM141100608601

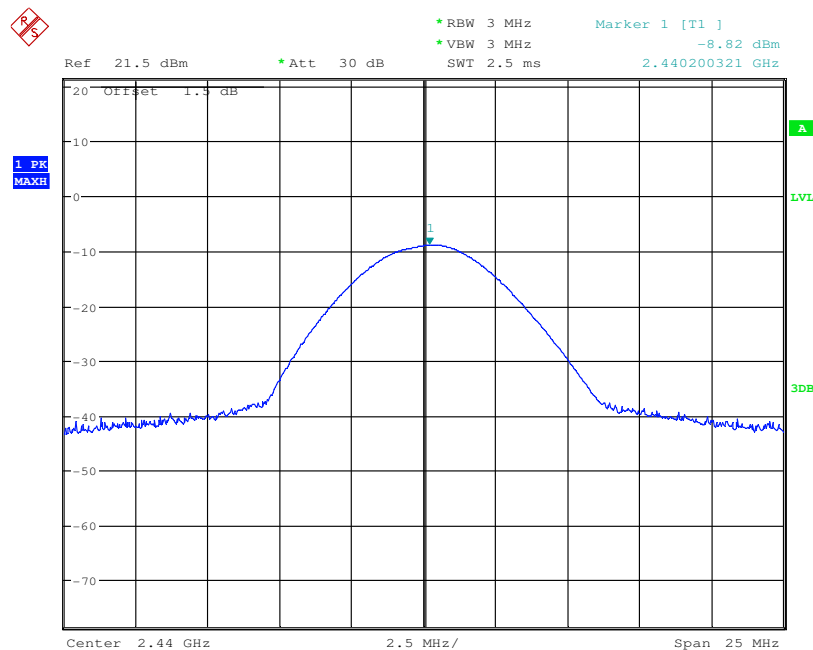
Page: 14 of 52

Test plot as follows:

| | | | |
|------------|------|---------------|--------|
| Test mode: | GFSK | Test channel: | Lowest |
|------------|------|---------------|--------|



| | | | |
|------------|------|---------------|--------|
| Test mode: | GFSK | Test channel: | Middle |
|------------|------|---------------|--------|



"This document is issued by the Company subject to its General Conditions of Service printed overleaf, available on request or accessible at www.sgs.com/terms_and_conditions.htm and, for electronic format documents, subject to Terms and Conditions for Electronic Documents at www.sgs.com/terms_e-document.htm. Attention is drawn to the limitation of liability, indemnification and jurisdiction issues defined therein. Any holder of this document is advised that information contained hereon reflects the Company's findings at the time of its intervention only and within the limits of Client's instructions, if any. The Company's sole responsibility is to its Client and this document does not exonerate parties to a transaction from exercising all their rights and obligations under the transaction documents. This document cannot be reproduced except in full, without prior written approval of the Company. Any unauthorized alteration, forgery or falsification of the content or appearance of this document is unlawful and offenders may be prosecuted to the fullest extent of the law. Unless otherwise stated the results shown in this test report refer only to the sample(s) tested and such sample(s) are retained for 90 days only."

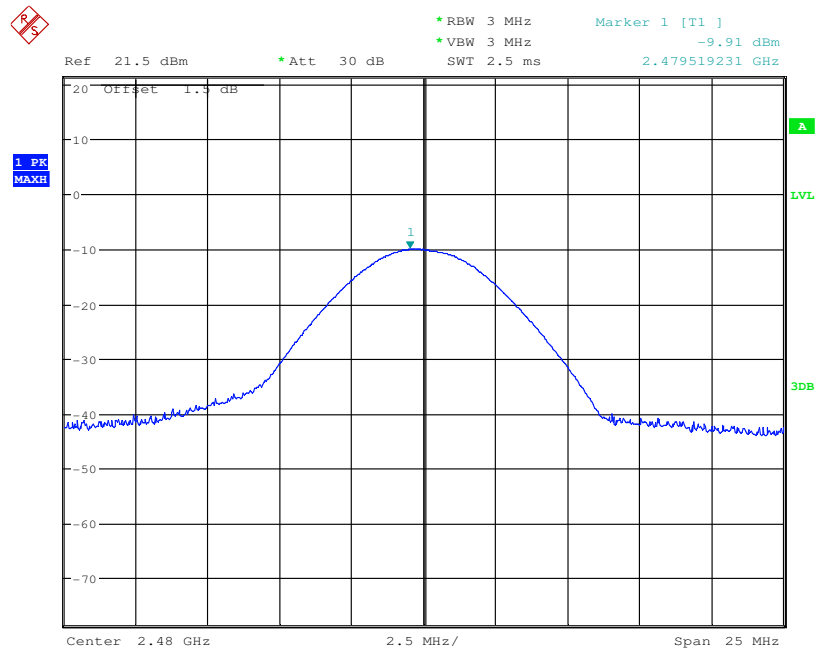


SGS-CSTC Standards Technical Services Co., Ltd. Shenzhen Branch

Report No.: SZEM141100608601

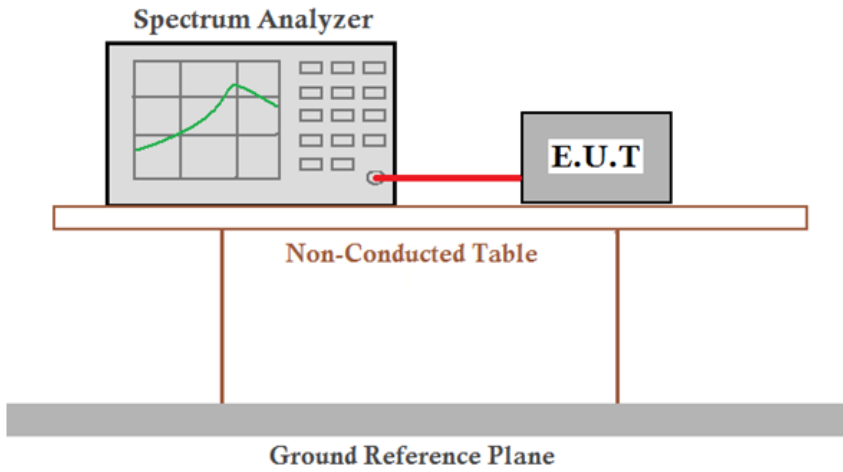
Page: 15 of 52

| | | | |
|------------|------|---------------|---------|
| Test mode: | GFSK | Test channel: | Highest |
|------------|------|---------------|---------|



"This document is issued by the Company subject to its General Conditions of Service printed overleaf, available on request or accessible at www.sgs.com/terms_and_conditions.htm and, for electronic format documents, subject to Terms and Conditions for Electronic Documents at www.sgs.com/terms_e-document.htm. Attention is drawn to the limitation of liability, indemnification and jurisdiction issues defined therein. Any holder of this document is advised that information contained hereon reflects the Company's findings at the time of its intervention only and within the limits of Client's instructions, if any. The Company's sole responsibility is to its Client and this document does not exonerate parties to a transaction from exercising all their rights and obligations under the transaction documents. This document cannot be reproduced except in full, without prior written approval of the Company. Any unauthorized alteration, forgery or falsification of the content or appearance of this document is unlawful and offenders may be prosecuted to the fullest extent of the law. Unless otherwise stated the results shown in this test report refer only to the sample(s) tested and such sample(s) are retained for 90 days only."

6.3 6dB Occupy Bandwidth

| | |
|-------------------|--|
| Test Requirement: | 47 CFR Part 15C Section 15.247 (a)(2) |
| Test Method: | ANSI C63.10 2009 |
| Test Setup: |  |
| Limit: | ≥ 500 kHz |
| Test Mode: | Transmitting with GFSK modulation |
| Instruments Used: | Refer to section 5.10 for details |
| Test Results: | Pass |

Measurement Data

| Test channel | 6dB Occupy Bandwidth (MHz) | Limit (kHz) | Result |
|--------------|----------------------------|-------------|--------|
| Lowest | 0.692 | ≥ 500 | Pass |
| Middle | 0.692 | ≥ 500 | Pass |
| Highest | 0.683 | ≥ 500 | Pass |





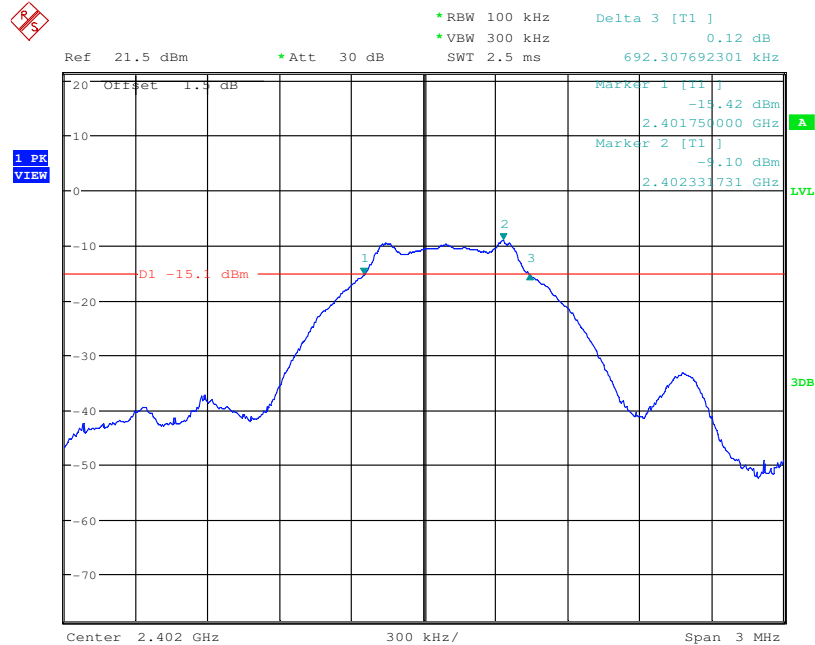
SGS-CSTC Standards Technical Services Co., Ltd. Shenzhen Branch

Report No.: SZEM141100608601

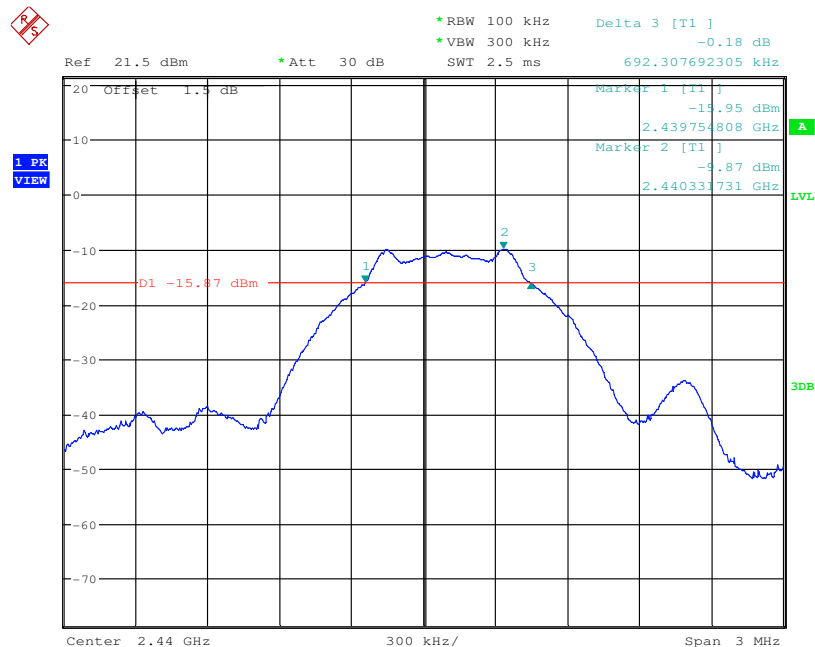
Page: 17 of 52

Test plot as follows:

| | | | |
|------------|------|---------------|--------|
| Test mode: | GFSK | Test channel: | Lowest |
|------------|------|---------------|--------|



| | | | |
|------------|------|---------------|--------|
| Test mode: | GFSK | Test channel: | Middle |
|------------|------|---------------|--------|



"This document is issued by the Company subject to its General Conditions of Service printed overleaf, available on request or accessible at www.sgs.com/terms_and_conditions.htm and, for electronic format documents, subject to Terms and Conditions for Electronic Documents at www.sgs.com/terms_e-document.htm. Attention is drawn to the limitation of liability, indemnification and jurisdiction issues defined therein. Any holder of this document is advised that information contained hereon reflects the Company's findings at the time of its intervention only and within the limits of Client's instructions, if any. The Company's sole responsibility is to its Client and this document does not exonerate parties to a transaction from exercising all their rights and obligations under the transaction documents. This document cannot be reproduced except in full, without prior written approval of the Company. Any unauthorized alteration, forgery or falsification of the content or appearance of this document is unlawful and offenders may be prosecuted to the fullest extent of the law. Unless otherwise stated the results shown in this test report refer only to the sample(s) tested and such sample(s) are retained for 90 days only."

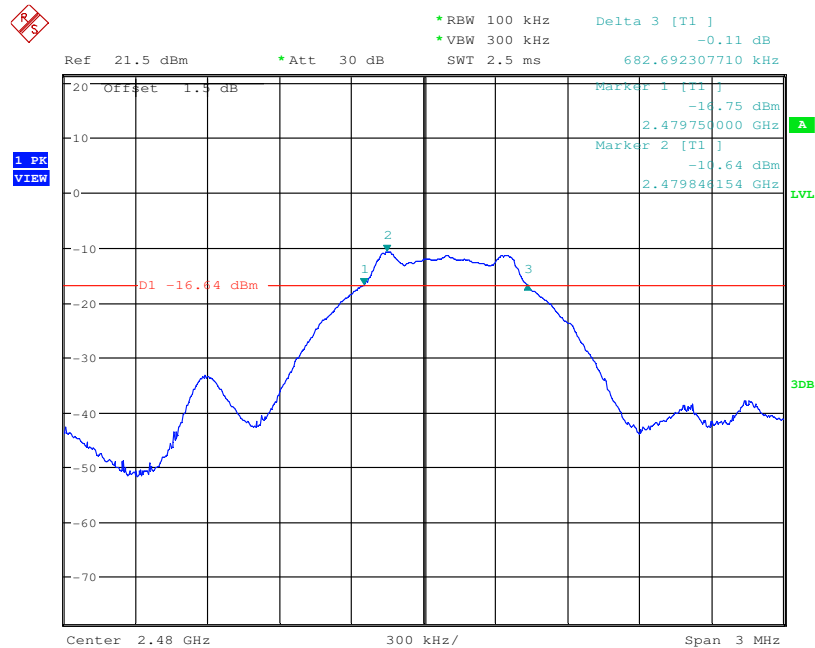


SGS-CSTC Standards Technical Services Co., Ltd. Shenzhen Branch

Report No.: SZEM141100608601

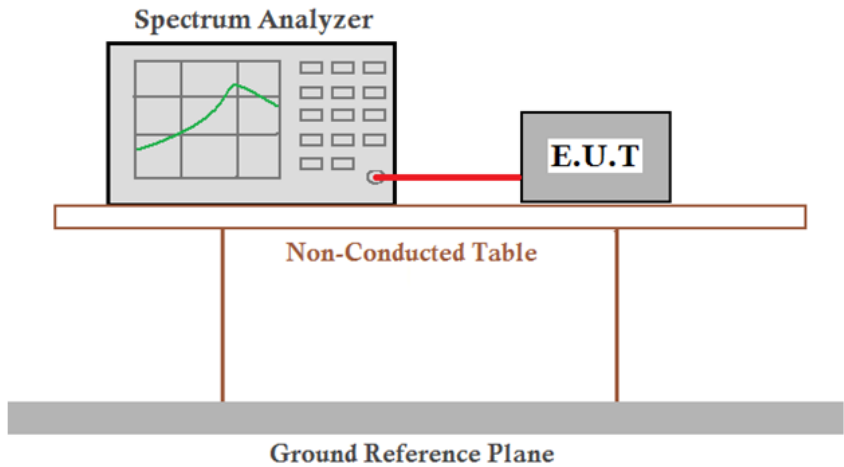
Page: 18 of 52

| | | | |
|------------|------|---------------|---------|
| Test mode: | GFSK | Test channel: | Highest |
|------------|------|---------------|---------|



"This document is issued by the Company subject to its General Conditions of Service printed overleaf, available on request or accessible at www.sgs.com/terms_and_conditions.htm and, for electronic format documents, subject to Terms and Conditions for Electronic Documents at www.sgs.com/terms_e-document.htm. Attention is drawn to the limitation of liability, indemnification and jurisdiction issues defined therein. Any holder of this document is advised that information contained hereon reflects the Company's findings at the time of its intervention only and within the limits of Client's instructions, if any. The Company's sole responsibility is to its Client and this document does not exonerate parties to a transaction from exercising all their rights and obligations under the transaction documents. This document cannot be reproduced except in full, without prior written approval of the Company. Any unauthorized alteration, forgery or falsification of the content or appearance of this document is unlawful and offenders may be prosecuted to the fullest extent of the law. Unless otherwise stated the results shown in this test report refer only to the sample(s) tested and such sample(s) are retained for 90 days only."

6.4 Power Spectral Density

| | |
|-------------------|--|
| Test Requirement: | 47 CFR Part 15C Section 15.247 (e) |
| Test Method: | ANSI C63.10 2009 |
| Test Setup: |  |
| Limit: | $\leq 8.00 \text{ dBm/3kHz}$ |
| Test Mode: | Transmitting with GFSK modulation |
| Instruments Used: | Refer to section 5.10 for details |
| Test Results: | Pass |

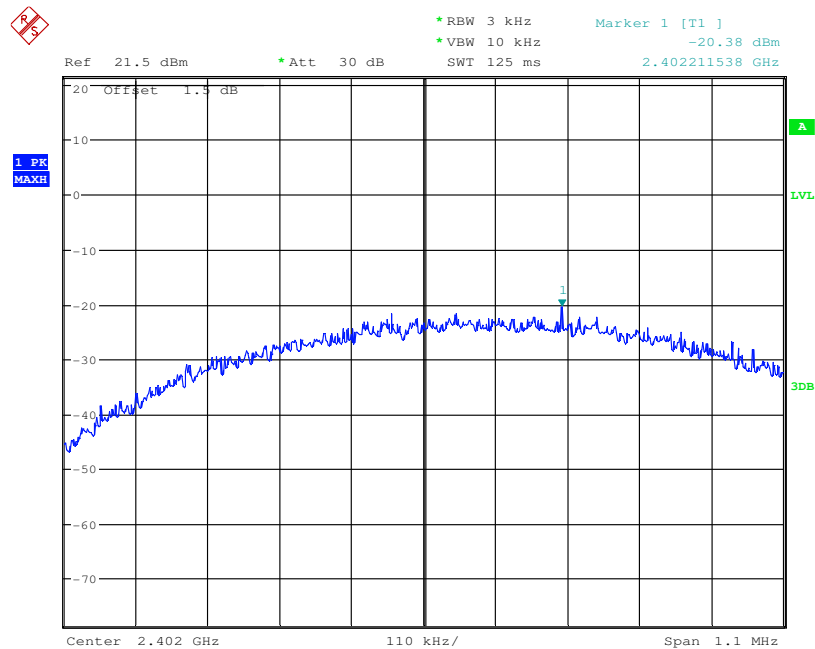
Measurement Data

| GFSK mode | | | |
|--------------|------------------------------|------------------|--------|
| Test channel | Power Spectral Density (dBm) | Limit (dBm/3kHz) | Result |
| Lowest | -20.38 | ≤ 8.00 | Pass |
| Middle | -22.19 | ≤ 8.00 | Pass |
| Highest | -23.51 | ≤ 8.00 | Pass |

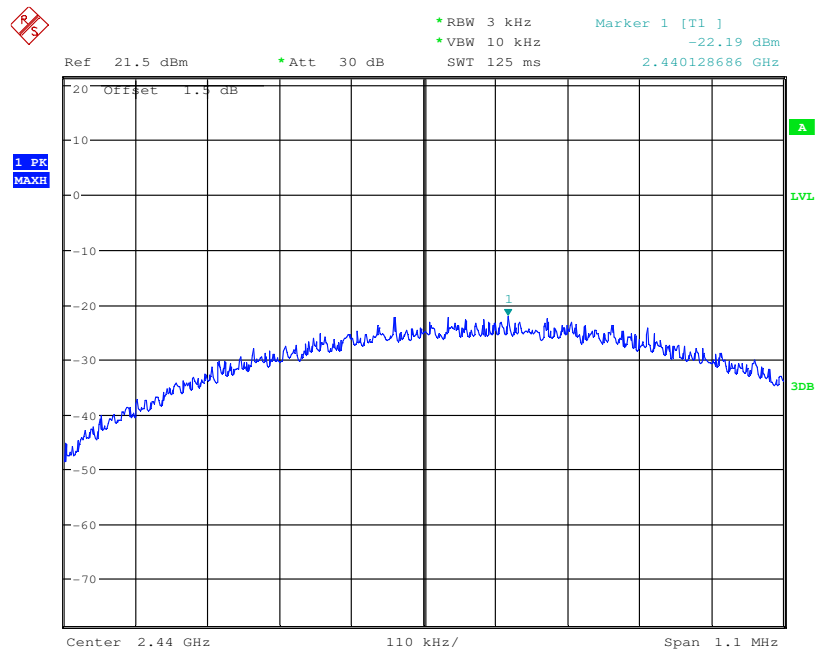


Test plot as follows:

| | | | |
|------------|------|---------------|--------|
| Test mode: | GFSK | Test channel: | Lowest |
|------------|------|---------------|--------|



| | | | |
|------------|------|---------------|--------|
| Test mode: | GFSK | Test channel: | Middle |
|------------|------|---------------|--------|



"This document is issued by the Company subject to its General Conditions of Service printed overleaf, available on request or accessible at www.sgs.com/terms_and_conditions.htm and, for electronic format documents, subject to Terms and Conditions for Electronic Documents at www.sgs.com/terms_e-document.htm. Attention is drawn to the limitation of liability, indemnification and jurisdiction issues defined therein. Any holder of this document is advised that information contained hereon reflects the Company's findings at the time of its intervention only and within the limits of Client's instructions, if any. The Company's sole responsibility is to its Client and this document does not exonerate parties to a transaction from exercising all their rights and obligations under the transaction documents. This document cannot be reproduced except in full, without prior written approval of the Company. Any unauthorized alteration, forgery or falsification of the content or appearance of this document is unlawful and offenders may be prosecuted to the fullest extent of the law. Unless otherwise stated the results shown in this test report refer only to the sample(s) tested and such sample(s) are retained for 90 days only."

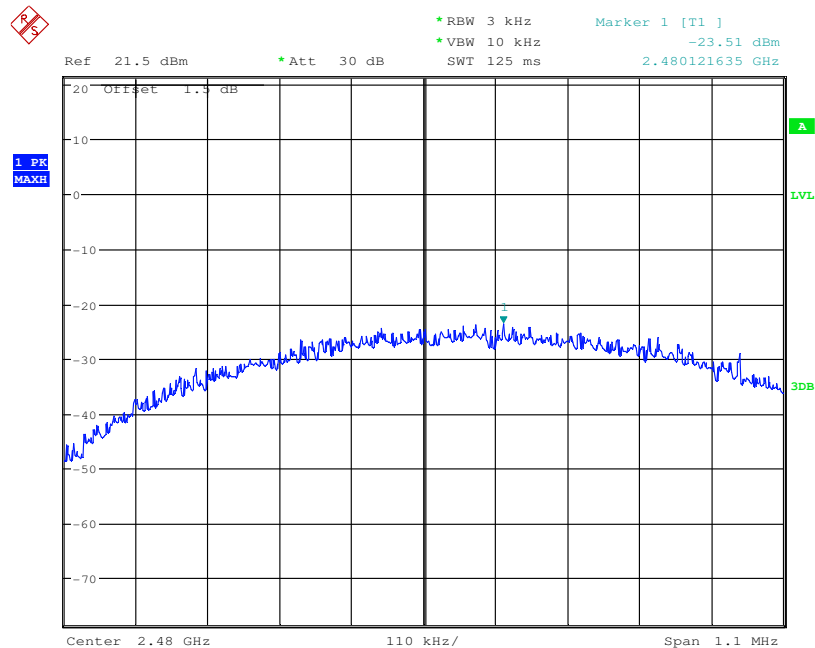


SGS-CSTC Standards Technical Services Co., Ltd. Shenzhen Branch

Report No.: SZEM141100608601

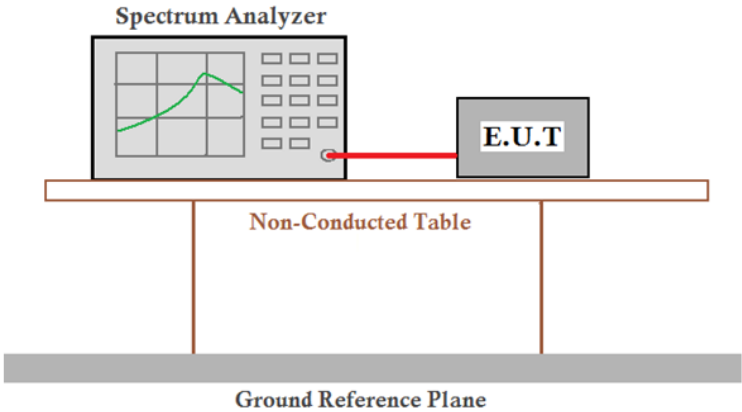
Page: 21 of 52

| | | | |
|------------|------|---------------|---------|
| Test mode: | GFSK | Test channel: | Highest |
|------------|------|---------------|---------|



"This document is issued by the Company subject to its General Conditions of Service printed overleaf, available on request or accessible at www.sgs.com/terms_and_conditions.htm and, for electronic format documents, subject to Terms and Conditions for Electronic Documents at www.sgs.com/terms_e-document.htm. Attention is drawn to the limitation of liability, indemnification and jurisdiction issues defined therein. Any holder of this document is advised that information contained hereon reflects the Company's findings at the time of its intervention only and within the limits of Client's instructions, if any. The Company's sole responsibility is to its Client and this document does not exonerate parties to a transaction from exercising all their rights and obligations under the transaction documents. This document cannot be reproduced except in full, without prior written approval of the Company. Any unauthorized alteration, forgery or falsification of the content or appearance of this document is unlawful and offenders may be prosecuted to the fullest extent of the law. Unless otherwise stated the results shown in this test report refer only to the sample(s) tested and such sample(s) are retained for 90 days only."

6.5 Band-edge for RF Conducted Emissions

| | |
|-------------------|---|
| Test Requirement: | 47 CFR Part 15C Section 15.247 (d) |
| Test Method: | ANSI C63.10 2009 |
| Test Setup: |  <p>Remark: Offset the High-Frequency cable loss 1.5dB in the spectrum analyzer.</p> |
| Limit: | In any 100 kHz bandwidth outside the frequency band in which the spread spectrum intentional radiator is operating, the radio frequency power that is produced by the intentional radiator shall be at least 20 dB below that in the 100 kHz bandwidth within the band that contains the highest level of the desired power, based on either an RF conducted or a radiated measurement. |
| Test Mode: | Transmitting with GFSK modulation |
| Instruments Used: | Refer to section 5.10 for details |
| Test Results: | Pass |



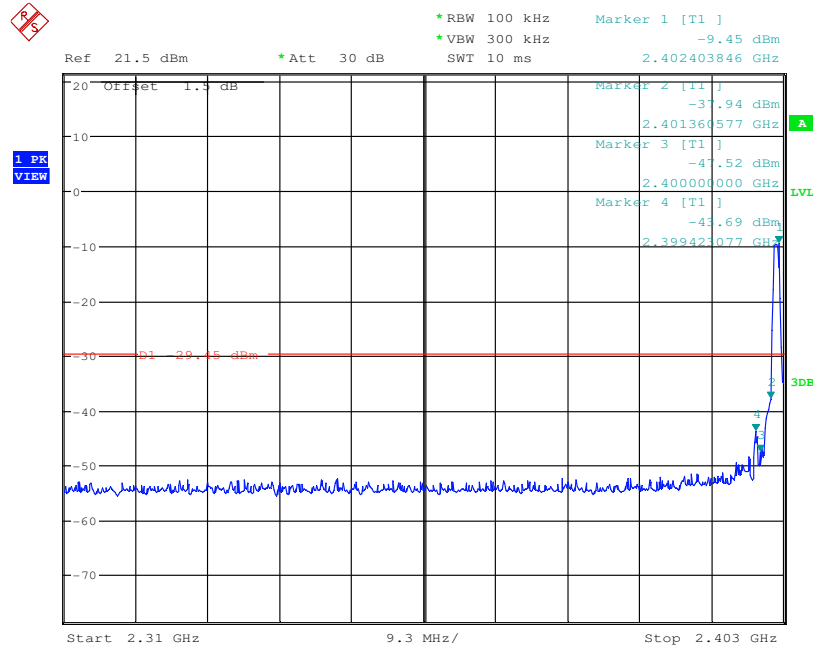
SGS-CSTC Standards Technical Services Co., Ltd. Shenzhen Branch

Report No.: SZEM141100608601

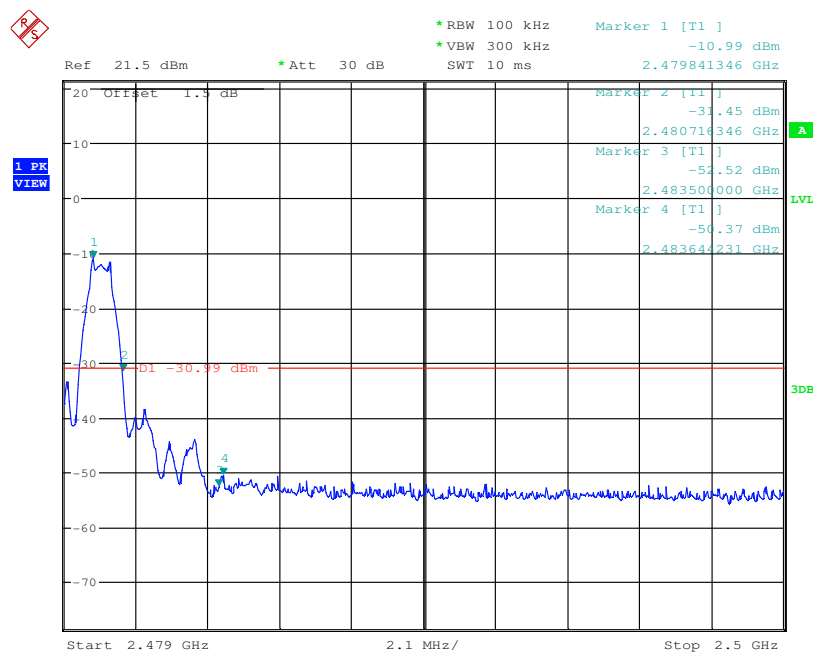
Page: 23 of 52

Test plot as follows:

| | | | |
|------------|------|---------------|--------|
| Test mode: | GFSK | Test channel: | Lowest |
|------------|------|---------------|--------|

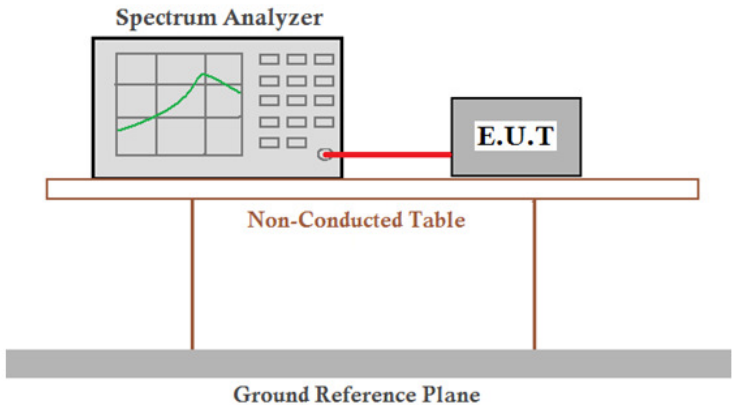


| | | | |
|------------|------|---------------|---------|
| Test mode: | GFSK | Test channel: | Highest |
|------------|------|---------------|---------|



"This document is issued by the Company subject to its General Conditions of Service printed overleaf, available on request or accessible at www.sgs.com/terms_and_conditions.htm and, for electronic format documents, subject to Terms and Conditions for Electronic Documents at www.sgs.com/terms_e-document.htm. Attention is drawn to the limitation of liability, indemnification and jurisdiction issues defined therein. Any holder of this document is advised that information contained hereon reflects the Company's findings at the time of its intervention only and within the limits of Client's instructions, if any. The Company's sole responsibility is to its Client and this document does not exonerate parties to a transaction from exercising all their rights and obligations under the transaction documents. This document cannot be reproduced except in full, without prior written approval of the Company. Any unauthorized alteration, forgery or falsification of the content or appearance of this document is unlawful and offenders may be prosecuted to the fullest extent of the law. Unless otherwise stated the results shown in this test report refer only to the sample(s) tested and such sample(s) are retained for 90 days only."

6.6 Spurious RF Conducted Emissions

| | |
|-------------------|---|
| Test Requirement: | 47 CFR Part 15C Section 15.247 (d) |
| Test Method: | ANSI C63.10 2009 |
| Test Setup: |  <p>Remark: Offset the High-Frequency cable loss 1.5dB in the spectrum analyzer.</p> |
| Limit: | In any 100 kHz bandwidth outside the frequency band in which the spread spectrum intentional radiator is operating, the radio frequency power that is produced by the intentional radiator shall be at least 20 dB below that in the 100 kHz bandwidth within the band that contains the highest level of the desired power, based on either an RF conducted or a radiated measurement. |
| Test Mode: | Transmitting with GFSK modulation |
| Instruments Used: | Refer to section 5.10 for details |
| Test Results: | Pass |

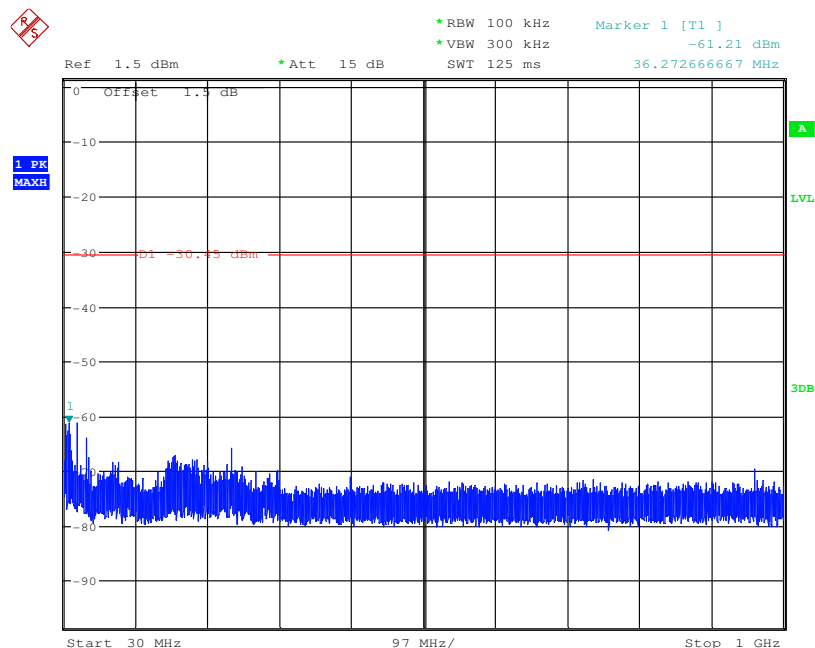
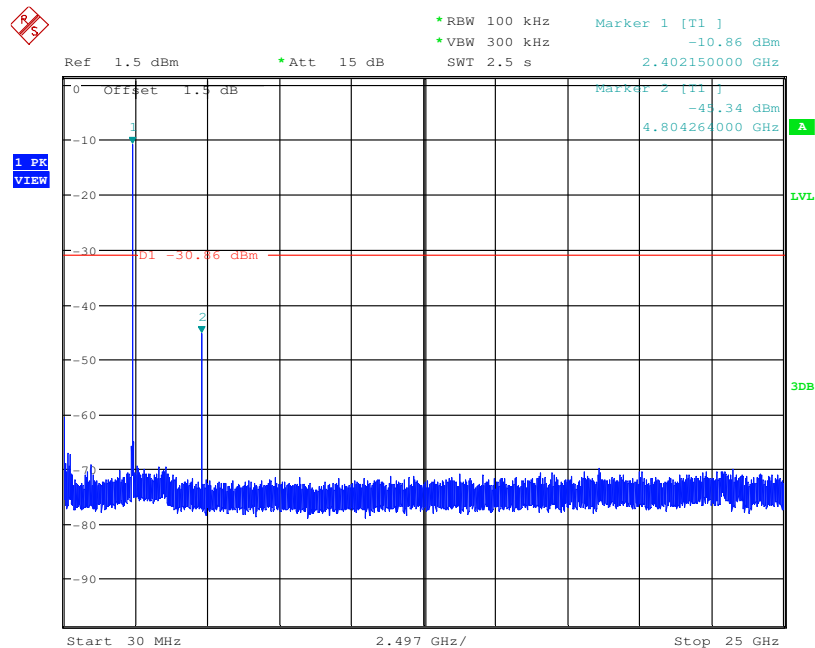


SGS-CSTC Standards Technical Services Co., Ltd. Shenzhen Branch

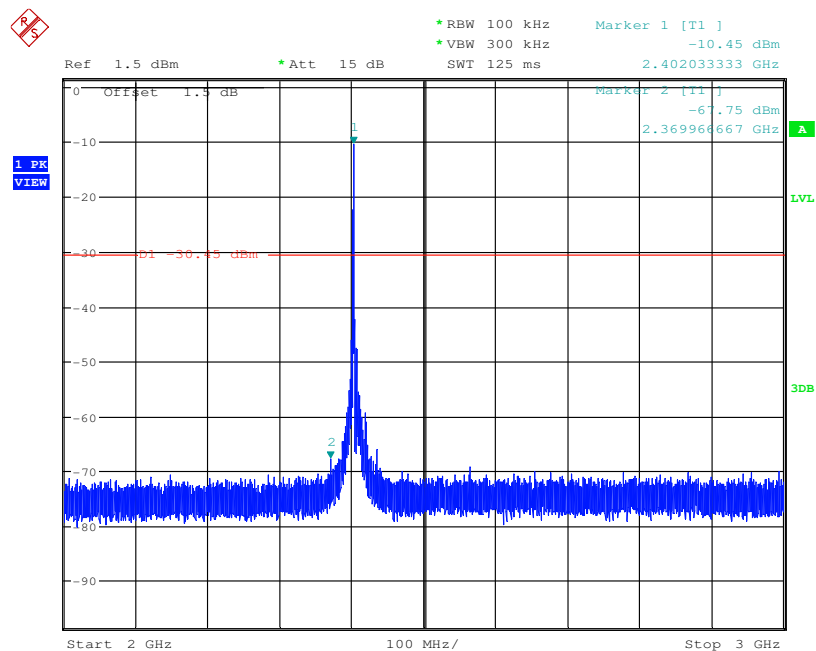
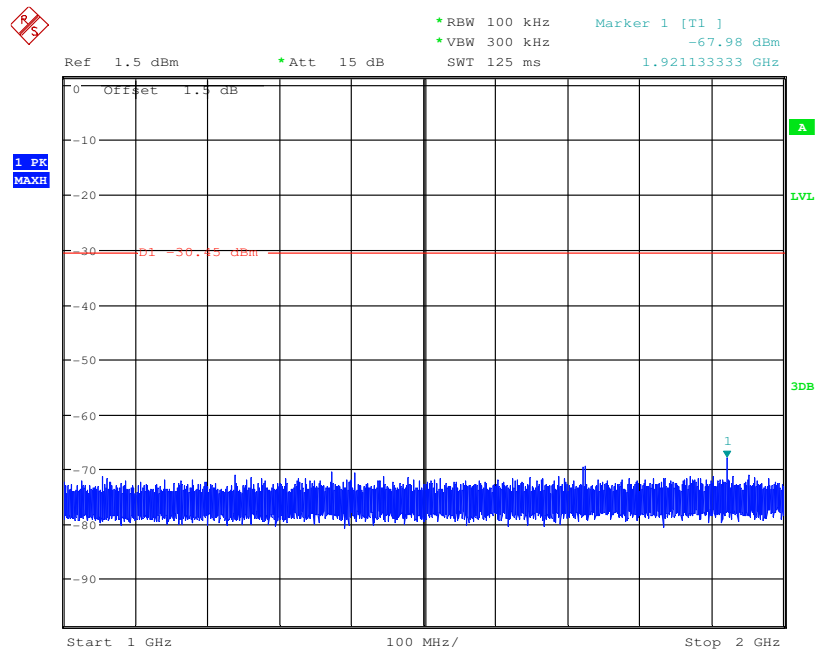
Report No.: SZEM141100608601

Page: 25 of 52

| | | | |
|------------|------|---------------|--------|
| Test mode: | GFSK | Test channel: | Lowest |
|------------|------|---------------|--------|



"This document is issued by the Company subject to its General Conditions of Service printed overleaf, available on request or accessible at www.sgs.com/terms_and_conditions.htm and, for electronic format documents, subject to Terms and Conditions for Electronic Documents at www.sgs.com/terms_e-document.htm. Attention is drawn to the limitation of liability, indemnification and jurisdiction issues defined therein. Any holder of this document is advised that information contained hereon reflects the Company's findings at the time of its intervention only and within the limits of Client's instructions, if any. The Company's sole responsibility is to its Client and this document does not exonerate parties to a transaction from exercising all their rights and obligations under the transaction documents. This document cannot be reproduced except in full, without prior written approval of the Company. Any unauthorized alteration, forgery or falsification of the content or appearance of this document is unlawful and offenders may be prosecuted to the fullest extent of the law. Unless otherwise stated the results shown in this test report refer only to the sample(s) tested and such sample(s) are retained for 90 days only."



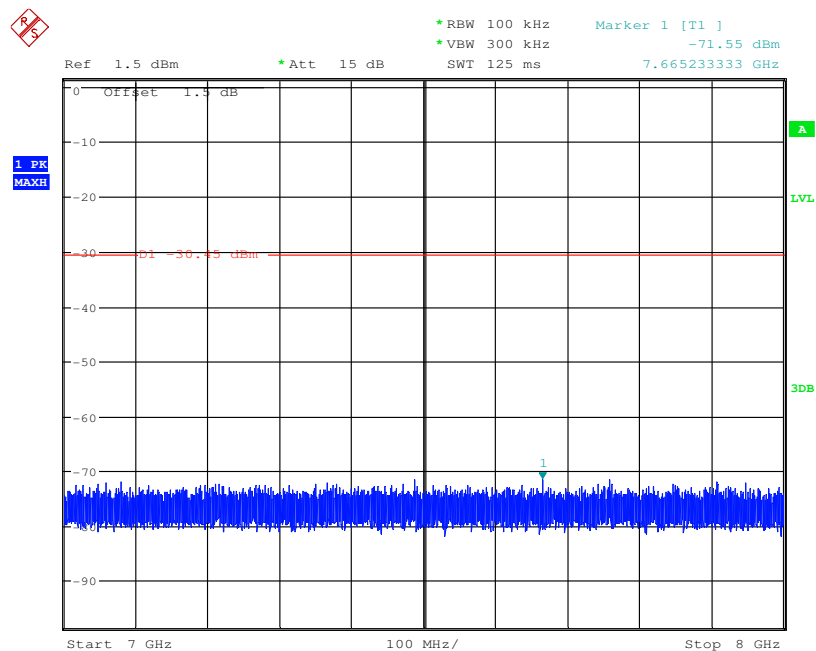
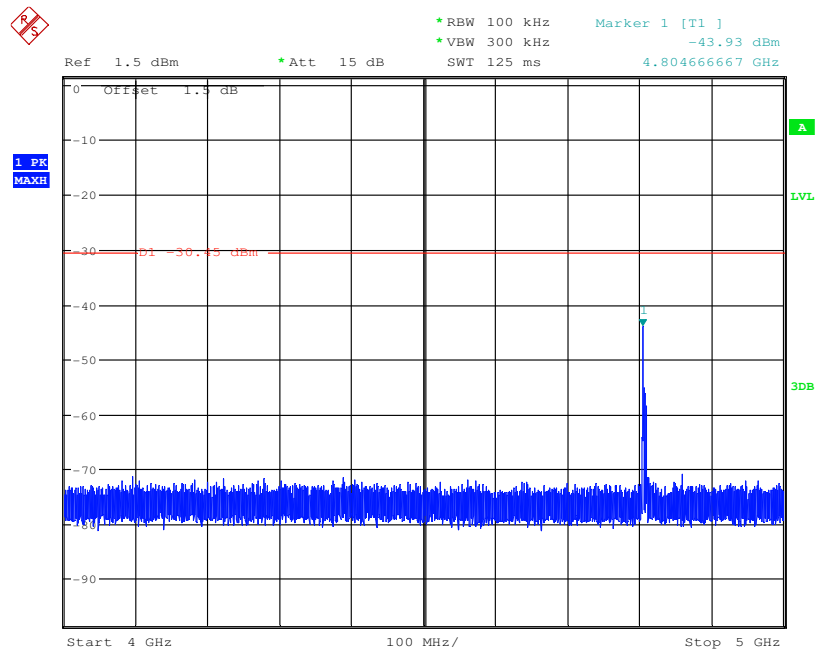
"This document is issued by the Company subject to its General Conditions of Service printed overleaf, available on request or accessible at www.sgs.com/terms_and_conditions.htm and, for electronic format documents, subject to Terms and Conditions for Electronic Documents at www.sgs.com/terms_e-document.htm. Attention is drawn to the limitation of liability, indemnification and jurisdiction issues defined therein. Any holder of this document is advised that information contained hereon reflects the Company's findings at the time of its intervention only and within the limits of Client's instructions, if any. The Company's sole responsibility is to its Client and this document does not exonerate parties to a transaction from exercising all their rights and obligations under the transaction documents. This document cannot be reproduced except in full, without prior written approval of the Company. Any unauthorized alteration, forgery or falsification of the content or appearance of this document is unlawful and offenders may be prosecuted to the fullest extent of the law. Unless otherwise stated the results shown in this test report refer only to the sample(s) tested and such sample(s) are retained for 90 days only."



SGS-CSTC Standards Technical Services Co., Ltd. Shenzhen Branch

Report No.: SZEM141100608601

Page: 27 of 52



"This document is issued by the Company subject to its General Conditions of Service printed overleaf, available on request or accessible at www.sgs.com/terms_and_conditions.htm and, for electronic format documents, subject to Terms and Conditions for Electronic Documents at www.sgs.com/terms_e-document.htm. Attention is drawn to the limitation of liability, indemnification and jurisdiction issues defined therein. Any holder of this document is advised that information contained hereon reflects the Company's findings at the time of its intervention only and within the limits of Client's instructions, if any. The Company's sole responsibility is to its Client and this document does not exonerate parties to a transaction from exercising all their rights and obligations under the transaction documents. This document cannot be reproduced except in full, without prior written approval of the Company. Any unauthorized alteration, forgery or falsification of the content or appearance of this document is unlawful and offenders may be prosecuted to the fullest extent of the law. Unless otherwise stated the results shown in this test report refer only to the sample(s) tested and such sample(s) are retained for 90 days only."

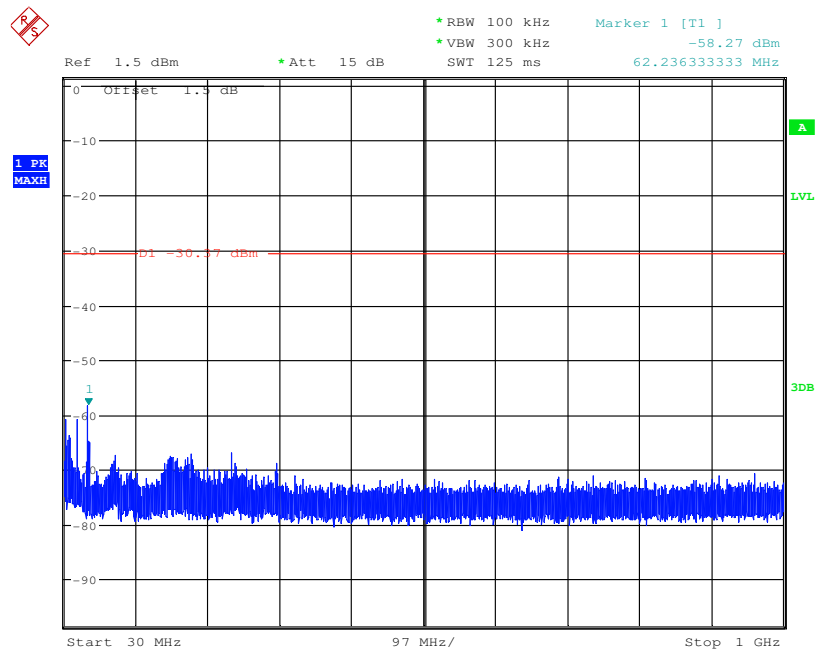
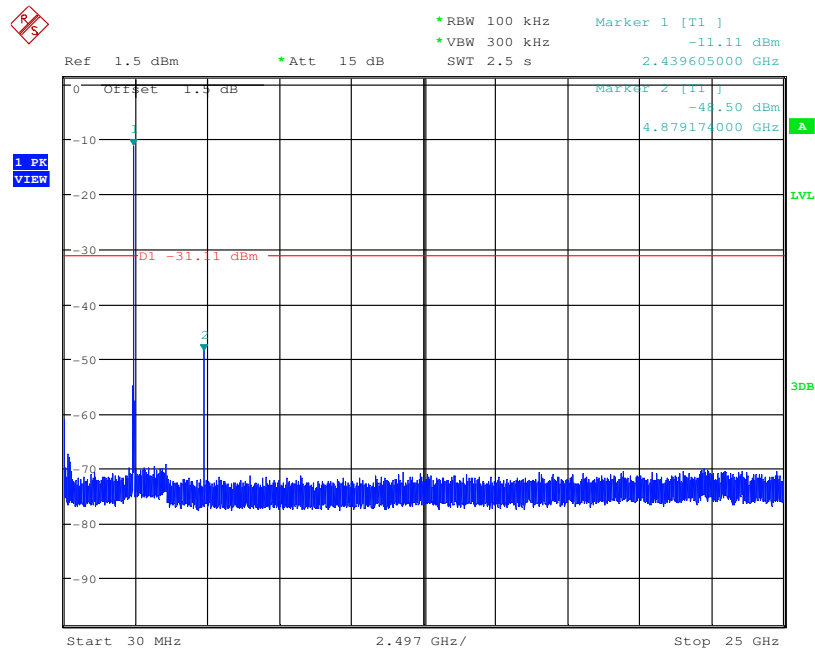


SGS-CSTC Standards Technical Services Co., Ltd. Shenzhen Branch

Report No.: SZEM141100608601

Page: 28 of 52

| | | | |
|------------|------|---------------|--------|
| Test mode: | GFSK | Test channel: | Middle |
|------------|------|---------------|--------|



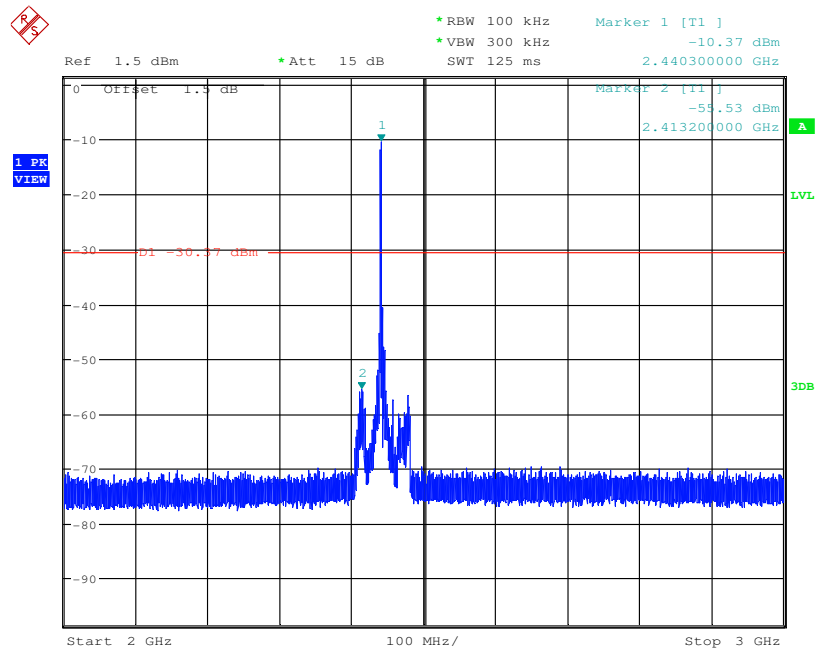
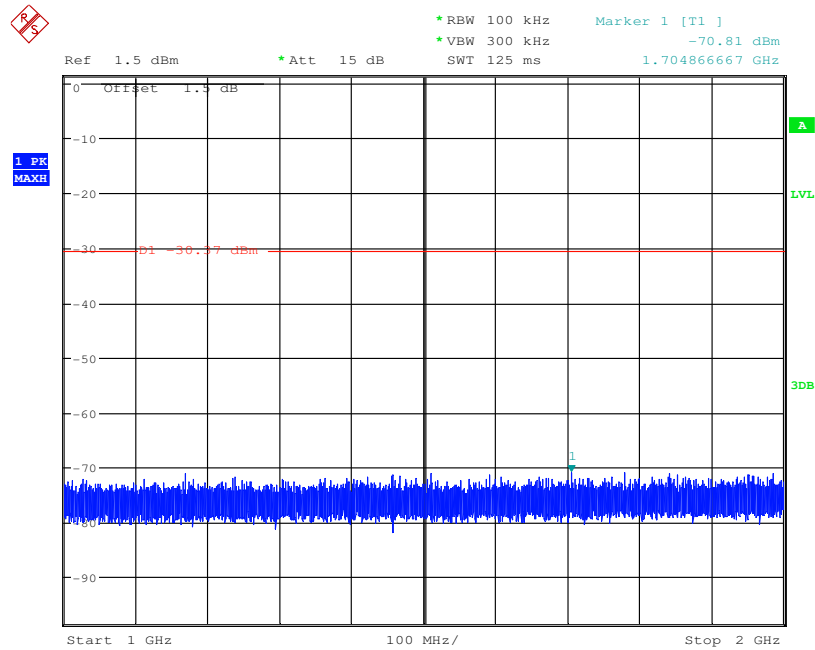
"This document is issued by the Company subject to its General Conditions of Service printed overleaf, available on request or accessible at www.sgs.com/terms_and_conditions.htm and, for electronic format documents, subject to Terms and Conditions for Electronic Documents at www.sgs.com/terms_e-document.htm. Attention is drawn to the limitation of liability, indemnification and jurisdiction issues defined therein. Any holder of this document is advised that information contained hereon reflects the Company's findings at the time of its intervention only and within the limits of Client's instructions, if any. The Company's sole responsibility is to its Client and this document does not exonerate parties to a transaction from exercising all their rights and obligations under the transaction documents. This document cannot be reproduced except in full, without prior written approval of the Company. Any unauthorized alteration, forgery or falsification of the content or appearance of this document is unlawful and offenders may be prosecuted to the fullest extent of the law. Unless otherwise stated the results shown in this test report refer only to the sample(s) tested and such sample(s) are retained for 90 days only."



SGS-CSTC Standards Technical Services Co., Ltd. Shenzhen Branch

Report No.: SZEM141100608601

Page: 29 of 52



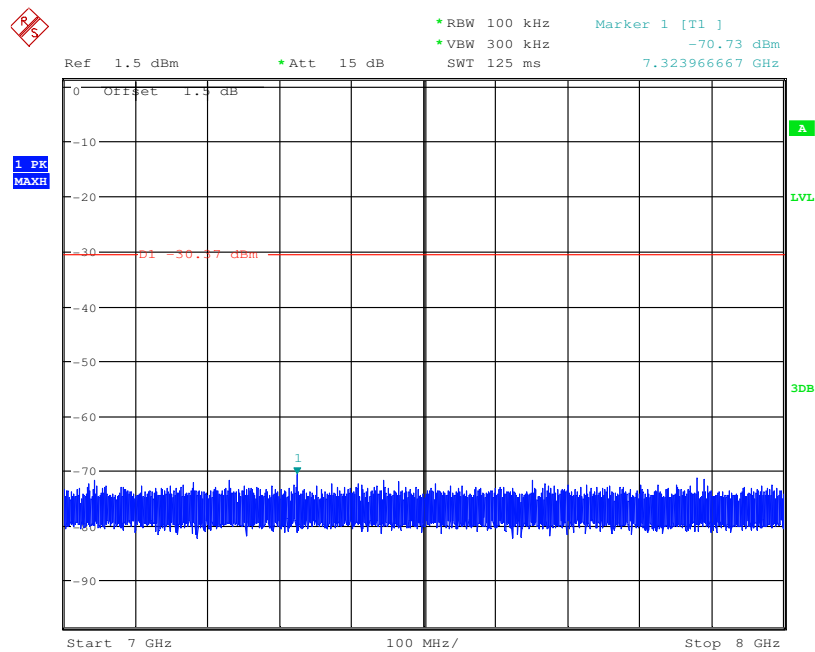
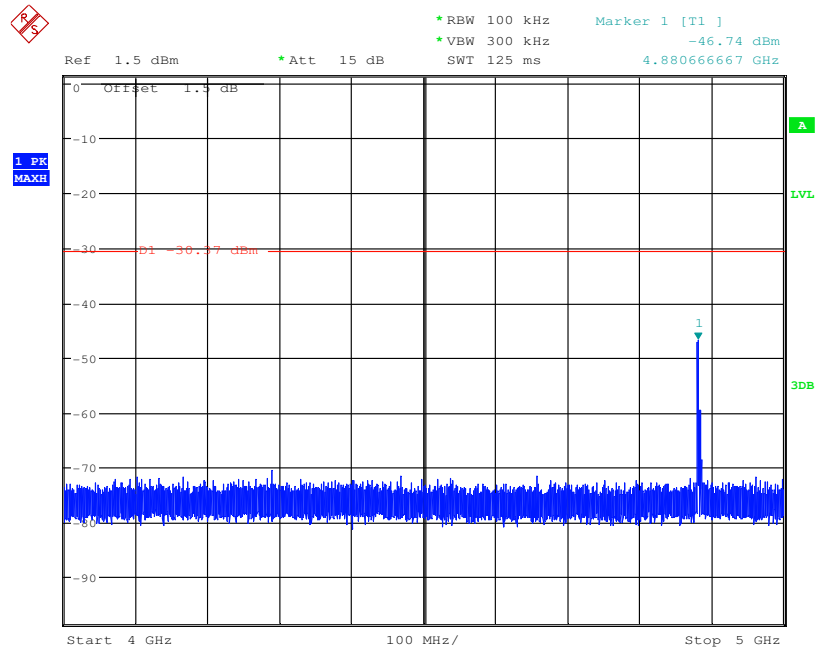
"This document is issued by the Company subject to its General Conditions of Service printed overleaf, available on request or accessible at www.sgs.com/terms_and_conditions.htm and, for electronic format documents, subject to Terms and Conditions for Electronic Documents at www.sgs.com/terms_e-document.htm. Attention is drawn to the limitation of liability, indemnification and jurisdiction issues defined therein. Any holder of this document is advised that information contained hereon reflects the Company's findings at the time of its intervention only and within the limits of Client's instructions, if any. The Company's sole responsibility is to its Client and this document does not exonerate parties to a transaction from exercising all their rights and obligations under the transaction documents. This document cannot be reproduced except in full, without prior written approval of the Company. Any unauthorized alteration, forgery or falsification of the content or appearance of this document is unlawful and offenders may be prosecuted to the fullest extent of the law. Unless otherwise stated the results shown in this test report refer only to the sample(s) tested and such sample(s) are retained for 90 days only."



SGS-CSTC Standards Technical Services Co., Ltd. Shenzhen Branch

Report No.: SZEM141100608601

Page: 30 of 52



"This document is issued by the Company subject to its General Conditions of Service printed overleaf, available on request or accessible at www.sgs.com/terms_and_conditions.htm and, for electronic format documents, subject to Terms and Conditions for Electronic Documents at www.sgs.com/terms_e-document.htm. Attention is drawn to the limitation of liability, indemnification and jurisdiction issues defined therein. Any holder of this document is advised that information contained hereon reflects the Company's findings at the time of its intervention only and within the limits of Client's instructions, if any. The Company's sole responsibility is to its Client and this document does not exonerate parties to a transaction from exercising all their rights and obligations under the transaction documents. This document cannot be reproduced except in full, without prior written approval of the Company. Any unauthorized alteration, forgery or falsification of the content or appearance of this document is unlawful and offenders may be prosecuted to the fullest extent of the law. Unless otherwise stated the results shown in this test report refer only to the sample(s) tested and such sample(s) are retained for 90 days only."

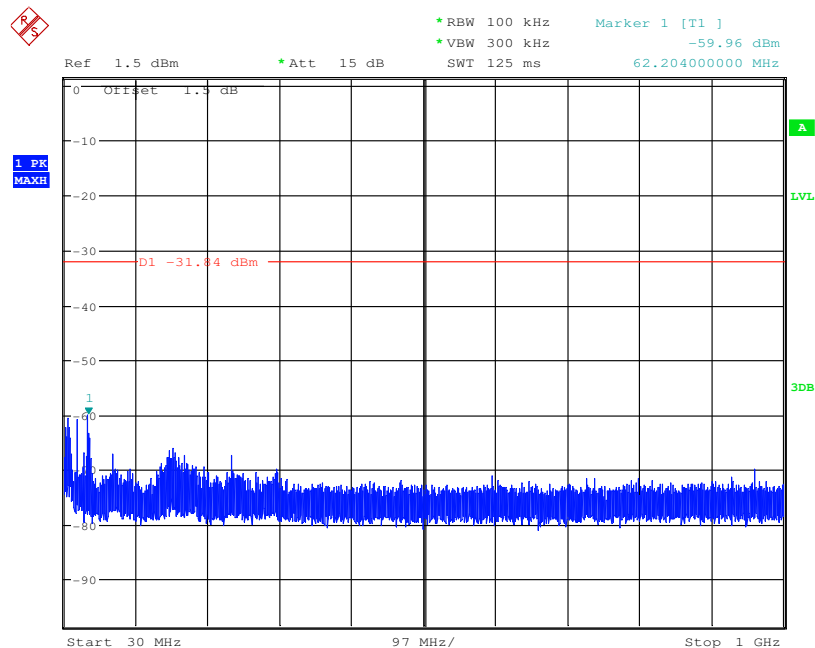
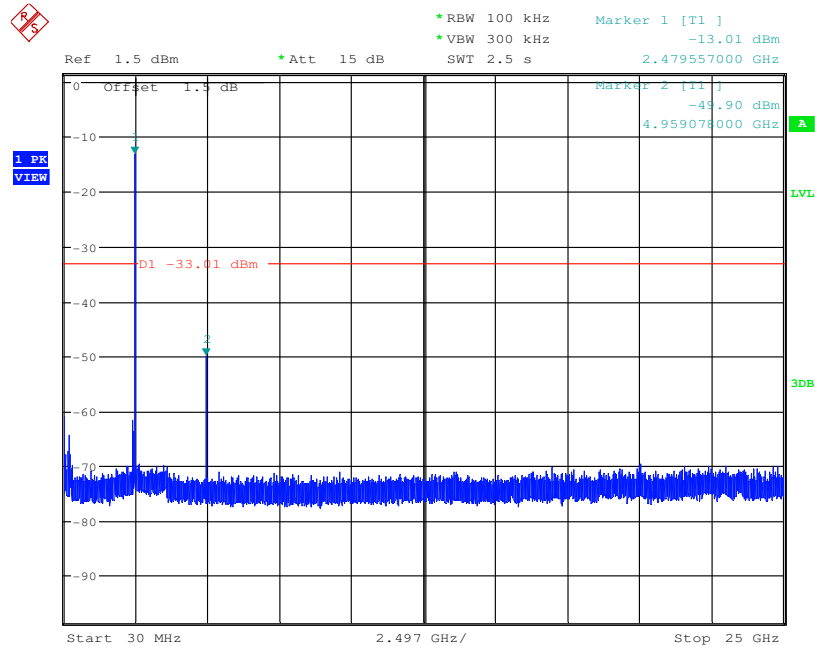


SGS-CSTC Standards Technical Services Co., Ltd. Shenzhen Branch

Report No.: SZEM141100608601

Page: 31 of 52

| | | | |
|------------|------|---------------|---------|
| Test mode: | GFSK | Test channel: | Highest |
|------------|------|---------------|---------|



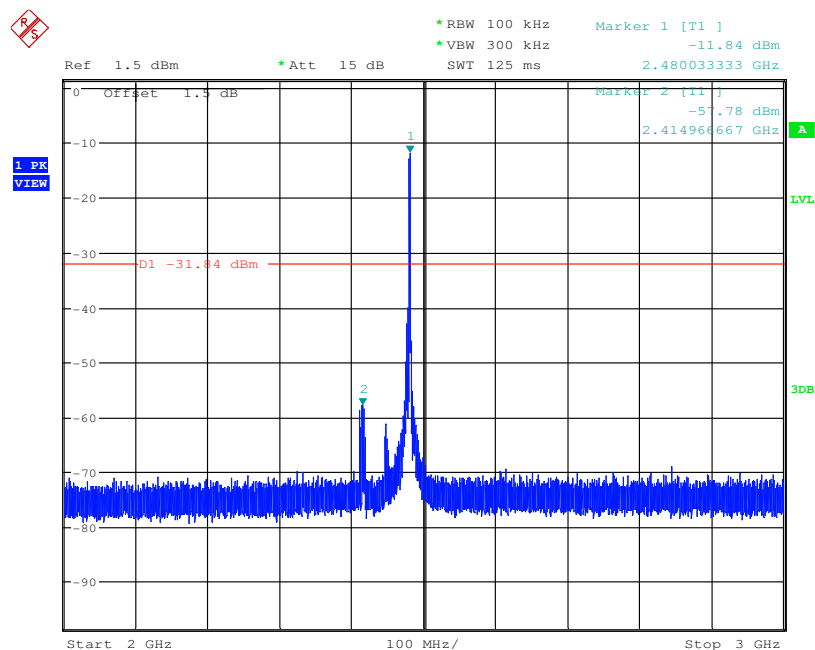
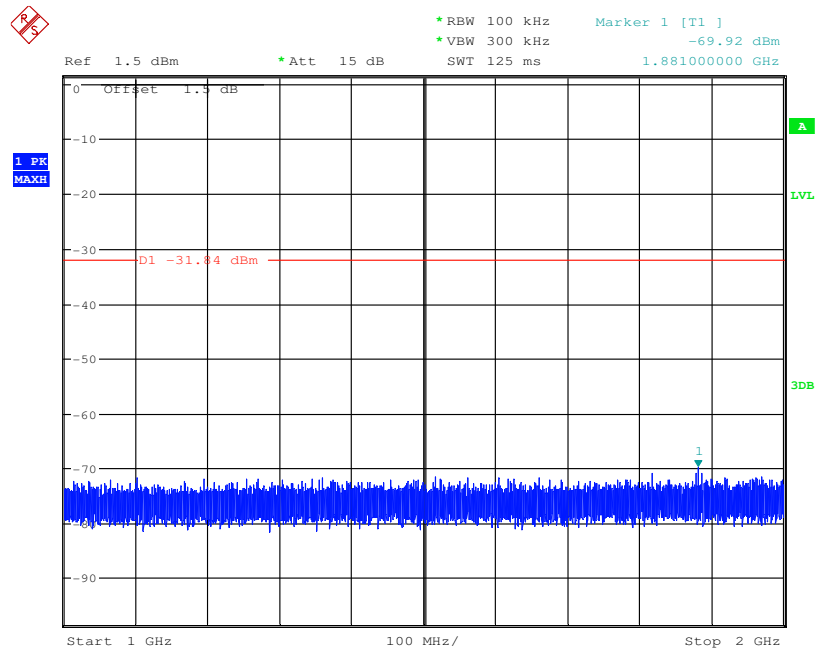
"This document is issued by the Company subject to its General Conditions of Service printed overleaf, available on request or accessible at www.sgs.com/terms_and_conditions.htm and, for electronic format documents, subject to Terms and Conditions for Electronic Documents at www.sgs.com/terms_e-document.htm. Attention is drawn to the limitation of liability, indemnification and jurisdiction issues defined therein. Any holder of this document is advised that information contained hereon reflects the Company's findings at the time of its intervention only and within the limits of Client's instructions, if any. The Company's sole responsibility is to its Client and this document does not exonerate parties to a transaction from exercising all their rights and obligations under the transaction documents. This document cannot be reproduced except in full, without prior written approval of the Company. Any unauthorized alteration, forgery or falsification of the content or appearance of this document is unlawful and offenders may be prosecuted to the fullest extent of the law. Unless otherwise stated the results shown in this test report refer only to the sample(s) tested and such sample(s) are retained for 90 days only."



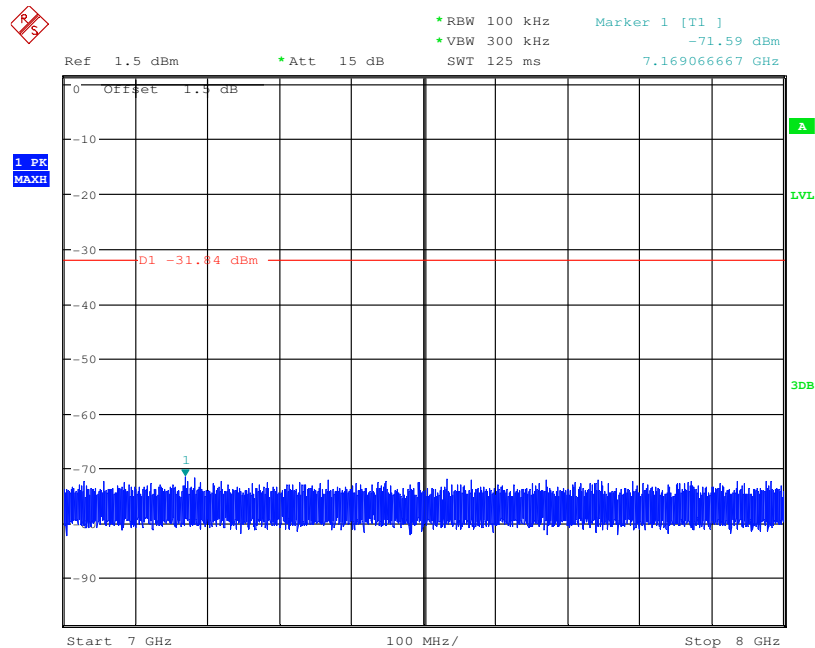
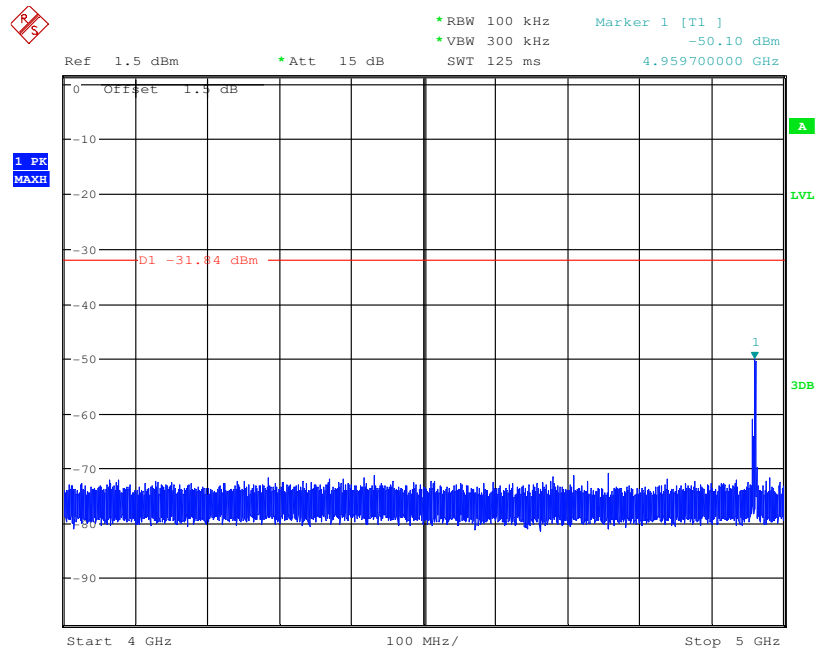
SGS-CSTC Standards Technical Services Co., Ltd. Shenzhen Branch

Report No.: SZEM141100608601

Page: 32 of 52



"This document is issued by the Company subject to its General Conditions of Service printed overleaf, available on request or accessible at www.sgs.com/terms_and_conditions.htm and, for electronic format documents, subject to Terms and Conditions for Electronic Documents at www.sgs.com/terms_e-document.htm. Attention is drawn to the limitation of liability, indemnification and jurisdiction issues defined therein. Any holder of this document is advised that information contained hereon reflects the Company's findings at the time of its intervention only and within the limits of Client's instructions, if any. The Company's sole responsibility is to its Client and this document does not exonerate parties to a transaction from exercising all their rights and obligations under the transaction documents. This document cannot be reproduced except in full, without prior written approval of the Company. Any unauthorized alteration, forgery or falsification of the content or appearance of this document is unlawful and offenders may be prosecuted to the fullest extent of the law. Unless otherwise stated the results shown in this test report refer only to the sample(s) tested and such sample(s) are retained for 90 days only."



Remark:

Pretest 9kHz to 25GHz, find the highest point when testing, so only the worst data were shown in the test report. Per FCC Part 15.33 (a) and 15.31 (o) ,The amplitude of spurious emissions from intentional radiators which are attenuated more than 20 dB below the permissible value need not be reported unless specifically required elsewhere in this part.

"This document is issued by the Company subject to its General Conditions of Service printed overleaf, available on request or accessible at www.sgs.com/terms_and_conditions.htm and, for electronic format documents, subject to Terms and Conditions for Electronic Documents at www.sgs.com/terms_e-document.htm. Attention is drawn to the limitation of liability, indemnification and jurisdiction issues defined therein. Any holder of this document is advised that information contained hereon reflects the Company's findings at the time of its intervention only and within the limits of Client's instructions, if any. The Company's sole responsibility is to its Client and this document does not exonerate parties to a transaction from exercising all their rights and obligations under the transaction documents. This document cannot be reproduced except in full, without prior written approval of the Company. Any unauthorized alteration, forgery or falsification of the content or appearance of this document is unlawful and offenders may be prosecuted to the fullest extent of the law. Unless otherwise stated the results shown in this test report refer only to the sample(s) tested and such sample(s) are retained for 90 days only."



6.7 Radiated Spurious Emission

6.7.1 Spurious Emissions

| | | | | | |
|-------------------|---|-------------------------------------|-------------------|------------|-----------------------------|
| Test Requirement: | 47 CFR Part 15C Section 15.209 and 15.205 | | | | |
| Test Method: | ANSI C63.10 2009 | | | | |
| Test Site: | Measurement Distance: 3m (Semi-Anechoic Chamber) | | | | |
| Receiver Setup: | Frequency | Detector | RBW | VBW | Remark |
| | 0.009MHz-0.090MHz | Peak | 10kHz | 30kHz | Peak |
| | 0.009MHz-0.090MHz | Average | 10kHz | 30kHz | Average |
| | 0.090MHz-0.110MHz | Quasi-peak | 10kHz | 30kHz | Quasi-peak |
| | 0.110MHz-0.490MHz | Peak | 10kHz | 30kHz | Peak |
| | 0.110MHz-0.490MHz | Average | 10kHz | 30kHz | Average |
| | 0.490MHz -30MHz | Quasi-peak | 10kHz | 30kHz | Quasi-peak |
| | 30MHz-1GHz | Quasi-peak | 100 kHz | 300kHz | Quasi-peak |
| | Above 1GHz | Peak | 1MHz | 3MHz | Peak |
| | | Peak | 1MHz | 10Hz | Average |
| Limit: | Frequency | Field strength (microvolt/meter) | Limit (dBuV/m) | Remark | Measurement distance (m) |
| | 0.009MHz-0.490MHz | 2400/F(kHz) | - | - | 300 |
| | 0.490MHz-1.705MHz | 24000/F(kHz) | - | - | 30 |
| | 1.705MHz-30MHz | 30 | - | - | 30 |
| | 30MHz-88MHz | 100 | 40.0 | Quasi-peak | 3 |
| | 88MHz-216MHz | 150 | 43.5 | Quasi-peak | 3 |
| | 216MHz-960MHz | 200 | 46.0 | Quasi-peak | 3 |
| | 960MHz-1GHz | 500 | 54.0 | Quasi-peak | 3 |
| | Above 1GHz | 500 | 54.0 | Average | 3 |
| | Note: 15.35(b), Unless otherwise specified, the limit on peak radio frequency emissions is 20dB above the maximum permitted average emission limit applicable to the equipment under test. This peak limit applies to the total peak emission level radiated by the device. | | | | |
| Test Setup: | | | | | |

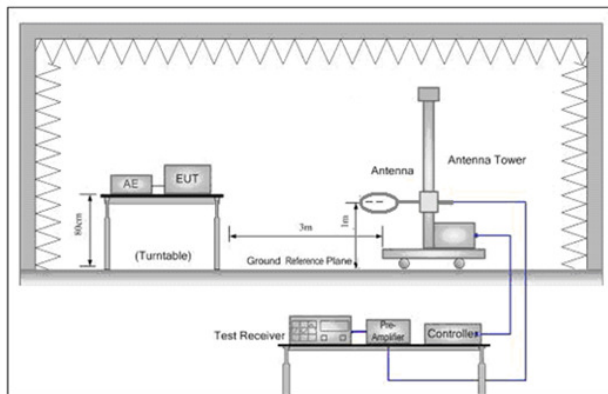


Figure 1. Below 30MHz

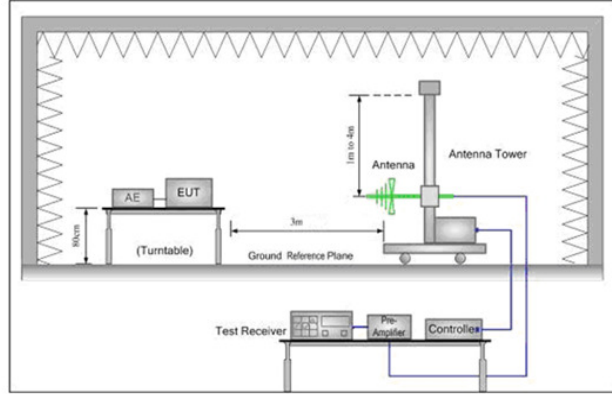


Figure 2. 30MHz to 1GHz

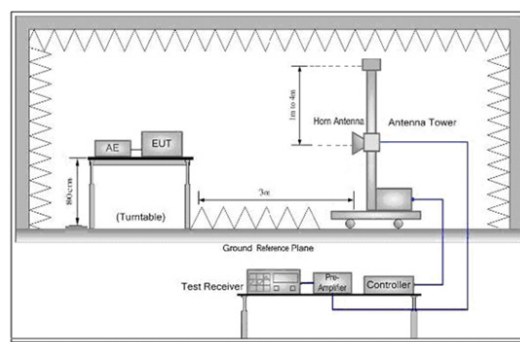


Figure 3. Above 1 GHz

Test Procedure:

- The EUT was placed on the top of a rotating table 0.8 meters above the ground at a 3 meter semi-anechoic chamber. The table was rotated 360 degrees to determine the position of the highest radiation.
- The EUT was set 3 meters away from the interference-receiving antenna, which was mounted on the top of a variable-height antenna tower.
- The antenna height is varied from one meter to four meters above the ground to determine the maximum value of the field strength. Both horizontal and vertical polarizations of the antenna are set to make the measurement.
- For each suspected emission, the EUT was arranged to its worst case and then the antenna was tuned to heights from 1 meter to 4 meters (for the test frequency of below 30MHz, the antenna was tuned to heights 1 meter) and the rotatable table was turned from 0 degrees to 360 degrees to find the maximum reading.
- The test-receiver system was set to Peak Detect Function and Specified Bandwidth with Maximum Hold Mode.
- If the emission level of the EUT in peak mode was 10dB lower than the limit specified, then testing could be stopped and the peak values of the EUT would be reported. Otherwise the emissions that did not have 10dB margin would be re-tested one by one using peak, quasi-peak or average method as specified and then reported in a data sheet.
- Test the EUT in the lowest channel (2402MHz), the middle channel (2440MHz), the Highest channel (2480MHz)
- The radiation measurements are performed in X, Y, Z axis positioning for Transmitting mode, and found the X axis positioning which it is the worst case.



**SGS-CSTC Standards Technical Services Co., Ltd.
Shenzhen Branch**

Report No.: SZEM141100608601

Page: 36 of 52

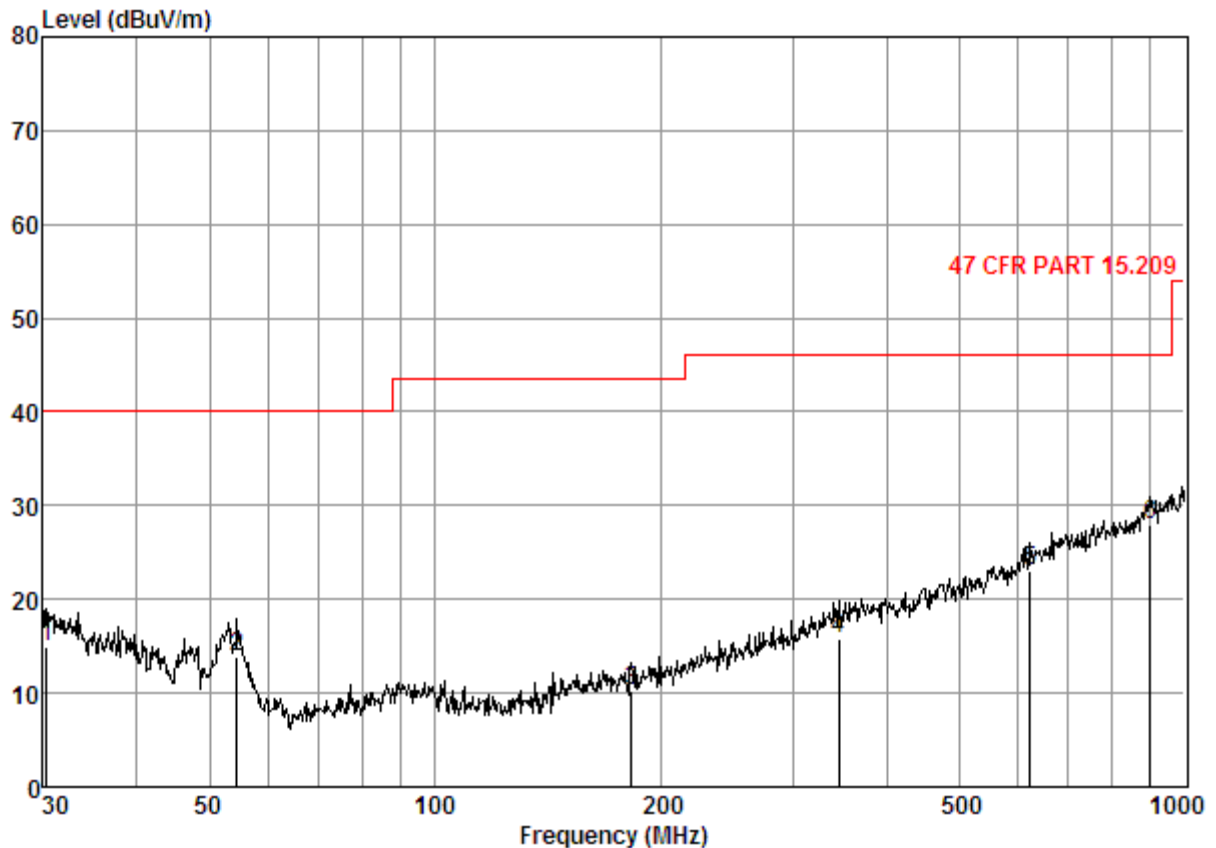
| | |
|------------------------|---|
| | i. Repeat above procedures until all frequencies measured was complete. |
| Exploratory Test Mode: | Transmitting with GFSK modulation. Transmitting mode |
| Final Test Mode: | Transmitting with GFSK modulation For below 1GHz part, through pre-scan, the worst case is the lowest channel. Only the worst case is recorded in the report. |
| Instruments Used: | Refer to section 5.10 for details |
| Test Results: | Pass |



"This document is issued by the Company subject to its General Conditions of Service printed overleaf, available on request or accessible at www.sgs.com/terms_and_conditions.htm and, for electronic format documents, subject to Terms and Conditions for Electronic Documents at www.sgs.com/terms_e-document.htm. Attention is drawn to the limitation of liability, indemnification and jurisdiction issues defined therein. Any holder of this document is advised that information contained hereon reflects the Company's findings at the time of its intervention only and within the limits of Client's instructions, if any. The Company's sole responsibility is to its Client and this document does not exonerate parties to a transaction from exercising all their rights and obligations under the transaction documents. This document cannot be reproduced except in full, without prior written approval of the Company. Any unauthorized alteration, forgery or falsification of the content or appearance of this document is unlawful and offenders may be prosecuted to the fullest extent of the law. Unless otherwise stated the results shown in this test report refer only to the sample(s) tested and such sample(s) are retained for 90 days only."



| | | |
|------------------------------|--------------|----------|
| Radiated Emission below 1GHz | | |
| 30MHz~1GHz (QP) | | |
| Test mode: | Transmitting | Vertical |



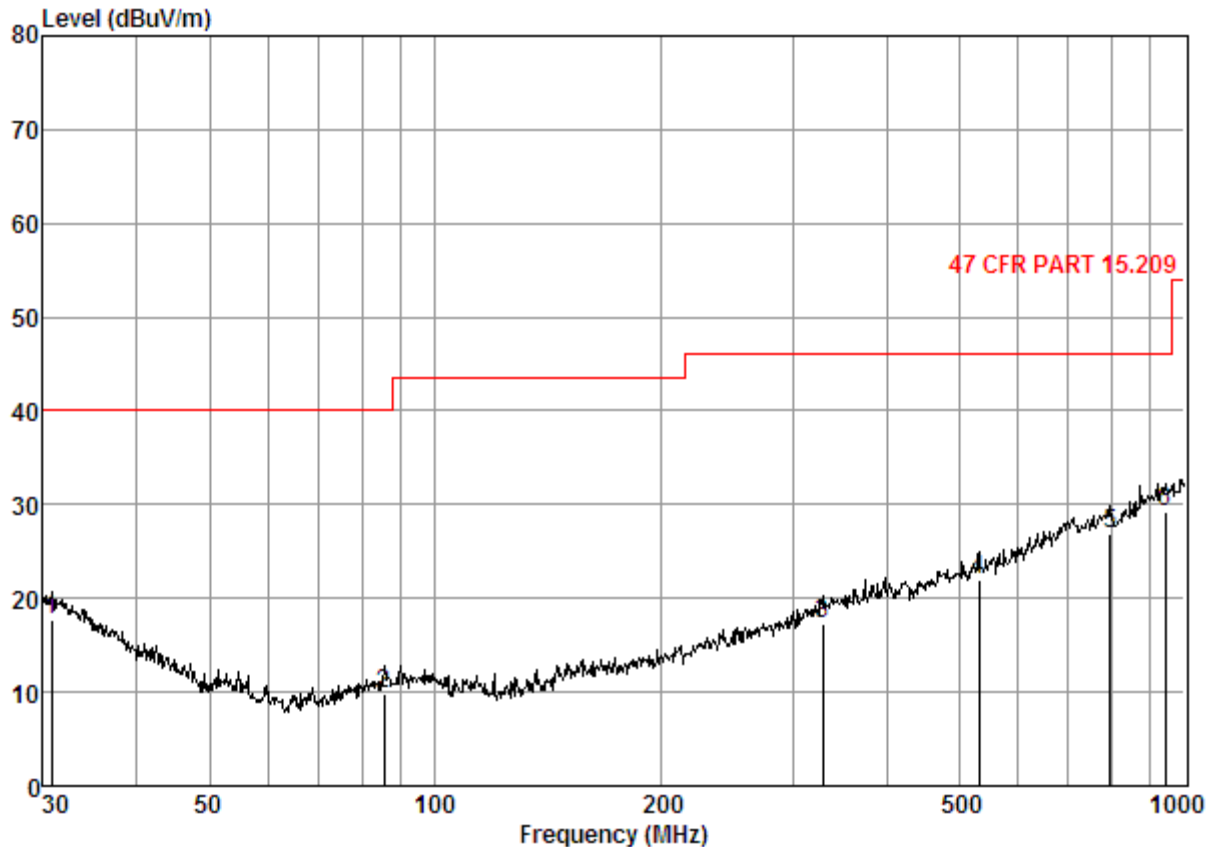
Condition: 47 CFR PART 15.209 3m 3142C VERTICAL

Job No. : 6086CR

| | Freq | Cable | Antenna | Preamp | Read | Limit | Over |
|---|--------|-------|---------|--------|-------|--------|--------------|
| | MHz | Loss | Factor | Factor | Level | Line | Limit |
| | MHz | dB | dB/m | dB | dBuV | dBuV/m | dB |
| 1 | 30.32 | 0.64 | 18.52 | 25.58 | 21.34 | 14.92 | 40.00 -25.08 |
| 2 | 54.45 | 0.98 | 8.03 | 25.74 | 30.59 | 13.86 | 40.00 -26.14 |
| 3 | 182.56 | 2.04 | 9.95 | 25.24 | 23.42 | 10.17 | 43.50 -33.33 |
| 4 | 345.60 | 3.01 | 15.38 | 24.91 | 22.29 | 15.77 | 46.00 -30.23 |
| 5 | 622.89 | 4.28 | 20.25 | 26.78 | 25.33 | 23.08 | 46.00 -22.92 |
| 6 | 900.15 | 5.30 | 23.20 | 25.44 | 24.96 | 28.02 | 46.00 -17.98 |



| | | |
|------------|--------------|------------|
| Test mode: | Transmitting | Horizontal |
|------------|--------------|------------|



Condition: 47 CFR PART 15.209 3m 3142C HORIZONTAL

Job No. : 6086CR

| | Freq | Cable | Antenna | Preamp | Read | Level | Limit | Over |
|---|--------|-------|---------|--------|-------|--------|--------|--------|
| | MHz | Loss | Factor | Factor | Level | Level | Line | Limit |
| | MHz | dB | dB/m | dB | dBuV | dBuV/m | dBuV/m | dB |
| 1 | 30.75 | 0.65 | 18.28 | 25.63 | 24.31 | 17.61 | 40.00 | -22.39 |
| 2 | 85.60 | 1.32 | 8.36 | 25.47 | 25.64 | 9.85 | 40.00 | -30.15 |
| 3 | 329.04 | 2.94 | 14.91 | 25.14 | 24.66 | 17.37 | 46.00 | -28.63 |
| 4 | 531.96 | 3.87 | 18.57 | 26.41 | 25.84 | 21.87 | 46.00 | -24.13 |
| 5 | 796.18 | 4.85 | 21.98 | 25.95 | 25.93 | 26.81 | 46.00 | -19.19 |
| 6 | 942.13 | 5.34 | 23.26 | 25.68 | 26.36 | 29.28 | 46.00 | -16.72 |



SGS-CSTC Standards Technical Services Co., Ltd.
Shenzhen Branch

Report No.: SZEM141100608601

Page: 39 of 52

| Transmitter Emission above 1GHz | | | | | | | | |
|---------------------------------|-----------------|-----------------------|--------------------|-------------------|----------------|---------------------|-----------------|--------------|
| Test mode: | | GFSK | | Test channel: | | Lowest | | Remark: |
| Frequency (MHz) | Cable Loss (dB) | Antenna Factor (dB/m) | Preamp Factor (dB) | Read Level (dBuV) | Level (dBuV/m) | Limit Line (dBuV/m) | Over Limit (dB) | Polarization |
| 3627.482 | 6.89 | 33.02 | 38.80 | 46.72 | 47.83 | 74 | -26.17 | Vertical |
| 4804.000 | 6.42 | 34.70 | 39.24 | 47.27 | 49.15 | 74 | -24.85 | Vertical |
| 7206.000 | 8.92 | 35.63 | 39.07 | 45.49 | 50.97 | 74 | -23.03 | Vertical |
| 9608.000 | 9.99 | 37.33 | 37.93 | 42.97 | 52.36 | 74 | -21.64 | Vertical |
| 10938.210 | 10.24 | 38.04 | 38.19 | 42.74 | 52.83 | 74 | -21.17 | Vertical |
| 13226.060 | 10.96 | 39.21 | 39.70 | 43.09 | 53.56 | 74 | -20.44 | Vertical |
| 3679.853 | 6.86 | 33.06 | 38.82 | 47.39 | 48.49 | 74 | -25.51 | Horizontal |
| 4804.000 | 6.42 | 34.70 | 39.24 | 49.26 | 51.14 | 74 | -22.86 | Horizontal |
| 7206.000 | 8.92 | 35.63 | 39.07 | 44.75 | 50.23 | 74 | -23.77 | Horizontal |
| 9608.000 | 9.99 | 37.33 | 37.93 | 42.83 | 52.22 | 74 | -21.78 | Horizontal |
| 11439.320 | 10.38 | 38.18 | 38.44 | 42.90 | 53.02 | 74 | -20.98 | Horizontal |
| 13489.320 | 11.30 | 39.14 | 39.91 | 43.01 | 53.54 | 74 | -20.46 | Horizontal |

| Test mode: | | GFSK | | Test channel: | | Middle | | Remark: |
|-----------------|-----------------|-----------------------|--------------------|-------------------|----------------|---------------------|-----------------|--------------|
| Frequency (MHz) | Cable Loss (dB) | Antenna Factor (dB/m) | Preamp Factor (dB) | Read Level (dBuV) | Level (dBuV/m) | Limit Line (dBuV/m) | Over Limit (dB) | Polarization |
| 3759.831 | 6.82 | 33.12 | 38.85 | 46.48 | 47.57 | 74 | -26.43 | Vertical |
| 4880.000 | 6.58 | 34.78 | 39.26 | 46.31 | 48.41 | 74 | -25.59 | Vertical |
| 7320.000 | 9.07 | 35.51 | 39.06 | 44.76 | 50.28 | 74 | -23.72 | Vertical |
| 9760.000 | 9.90 | 37.80 | 37.84 | 42.84 | 52.70 | 74 | -21.30 | Vertical |
| 11542.260 | 10.41 | 38.26 | 38.49 | 43.53 | 53.71 | 74 | -20.29 | Vertical |
| 13249.780 | 10.99 | 39.21 | 39.72 | 43.28 | 53.76 | 74 | -20.24 | Vertical |
| 3640.505 | 6.89 | 33.03 | 38.80 | 47.70 | 48.82 | 74 | -25.18 | Horizontal |
| 4880.000 | 6.58 | 34.78 | 39.26 | 47.09 | 49.19 | 74 | -24.81 | Horizontal |
| 7320.000 | 9.07 | 35.51 | 39.06 | 45.37 | 50.89 | 74 | -23.11 | Horizontal |
| 9760.000 | 9.90 | 37.80 | 37.84 | 42.28 | 52.14 | 74 | -21.86 | Horizontal |
| 11216.070 | 10.33 | 38.12 | 38.33 | 41.58 | 51.70 | 74 | -22.30 | Horizontal |
| 13178.750 | 10.89 | 39.22 | 39.67 | 42.92 | 53.36 | 74 | -20.64 | Horizontal |

"This document is issued by the Company subject to its General Conditions of Service printed overleaf, available on request or accessible at www.sgs.com/terms_and_conditions.htm and, for electronic format documents, subject to Terms and Conditions for Electronic Documents at www.sgs.com/terms_e-document.htm. Attention is drawn to the limitation of liability, indemnification and jurisdiction issues defined therein. Any holder of this document is advised that information contained hereon reflects the Company's findings at the time of its intervention only and within the limits of Client's instructions, if any. The Company's sole responsibility is to its Client and this document does not exonerate parties to a transaction from exercising all their rights and obligations under the transaction documents. This document cannot be reproduced except in full, without prior written approval of the Company. Any unauthorized alteration, forgery or falsification of the content or appearance of this document is unlawful and offenders may be prosecuted to the fullest extent of the law. Unless otherwise stated the results shown in this test report refer only to the sample(s) tested and such sample(s) are retained for 90 days only."



SGS-CSTC Standards Technical Services Co., Ltd.
Shenzhen Branch

Report No.: SZEM141100608601

Page: 40 of 52

| Test mode: | | GFSK | | Test channel: | Highest | | Remark: | Peak |
|-----------------|-----------------|-----------------------|--------------------|-------------------|----------------|---------------------|-----------------|--------------|
| Frequency (MHz) | Cable Loss (dB) | Antenna Factor (dB/m) | Preamp Factor (dB) | Read Level (dBuV) | Level (dBuV/m) | Limit Line (dBuV/m) | Over Limit (dB) | Polarization |
| 3468.578 | 7.03 | 32.86 | 38.73 | 46.52 | 47.68 | 74 | -26.32 | Vertical |
| 4960.000 | 6.76 | 34.86 | 39.29 | 45.28 | 47.61 | 74 | -26.39 | Vertical |
| 7440.000 | 9.23 | 35.43 | 39.05 | 44.18 | 49.79 | 74 | -24.21 | Vertical |
| 9920.000 | 9.81 | 38.27 | 37.75 | 42.03 | 52.36 | 74 | -21.64 | Vertical |
| 11276.520 | 10.34 | 38.13 | 38.36 | 42.60 | 52.71 | 74 | -21.29 | Vertical |
| 12466.700 | 11.31 | 39.22 | 39.09 | 41.77 | 53.21 | 74 | -20.79 | Vertical |
| 3988.846 | 6.70 | 33.48 | 38.95 | 45.66 | 46.89 | 74 | -27.11 | Horizontal |
| 4960.000 | 6.76 | 34.86 | 39.29 | 46.29 | 48.62 | 74 | -25.38 | Horizontal |
| 7440.000 | 9.23 | 35.43 | 39.05 | 44.68 | 50.29 | 74 | -23.71 | Horizontal |
| 9920.000 | 9.81 | 38.27 | 37.75 | 42.72 | 53.05 | 74 | -20.95 | Horizontal |
| 11439.320 | 10.38 | 38.18 | 38.44 | 43.25 | 53.37 | 74 | -20.63 | Horizontal |
| 13321.190 | 11.08 | 39.19 | 39.78 | 43.02 | 53.51 | 74 | -20.49 | Horizontal |

Remark:

- 1) The field strength is calculated by adding the Antenna Factor, Cable Factor & Preamplifier. The basic equation with a sample calculation is as follows:
Final Test Level = Receiver Reading + Antenna Factor + Cable Factor – Preamplifier Factor
- 2) Scan from 9kHz to 25GHz, the disturbance above 13GHz and below 30MHz was very low, and the above harmonics were the highest point could be found when testing, so only the above harmonics had been displayed. The amplitude of spurious emissions from the radiator which are attenuated more than 20dB below the limit need not be reported.
- 3) As shown in this section, for frequencies above 1GHz, the field strength limits are based on average limits. However, the peak field strength of any emission shall not exceed the maximum permitted average limits specified above by more than 20 dB under any condition of modulation. So, only the peak measurements were shown in the report.

6.8 Restricted bands around fundamental frequency

| | | | |
|-------------------|--|--------------------|------------------|
| Test Requirement: | 47 CFR Part 15C Section 15.209 and 15.205 | | |
| Test Method: | ANSI C63.10 2009 | | |
| Test Site: | Measurement Distance: 3m (Semi-Anechoic Chamber) | | |
| Limit: | Frequency | Limit (dBuV/m @3m) | Remark |
| | 30MHz-88MHz | 40.0 | Quasi-peak Value |
| | 88MHz-216MHz | 43.5 | Quasi-peak Value |
| | 216MHz-960MHz | 46.0 | Quasi-peak Value |
| | 960MHz-1GHz | 54.0 | Quasi-peak Value |
| | Above 1GHz | 54.0 | Average Value |
| | | 74.0 | Peak Value |

| | |
|-------------|--|
| Test Setup: | |
|-------------|--|

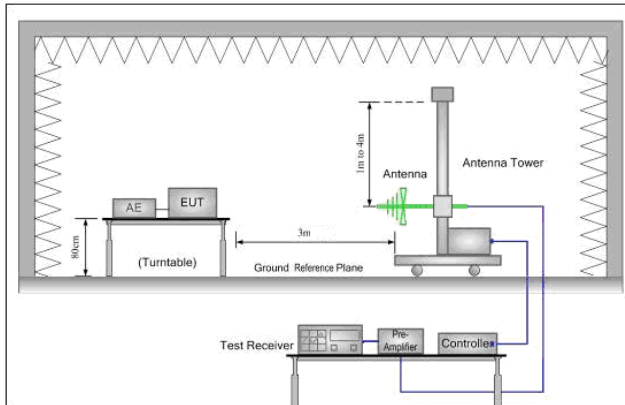


Figure 1. 30MHz to 1GHz

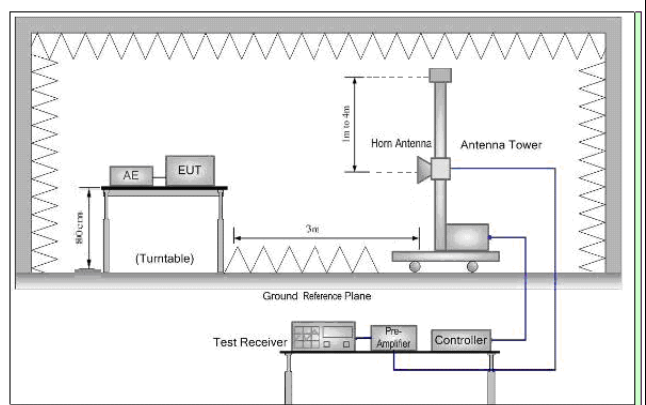


Figure 2. Above 1 GHz

| | |
|-----------------|---|
| Test Procedure: | <ol style="list-style-type: none"> The EUT was placed on the top of a rotating table 0.8 meters above the ground at a 3 meter semi-anechoic chamber. The table was rotated 360 degrees to determine the position of the highest radiation. The EUT was set 3 meters away from the interference-receiving antenna, which was mounted on the top of a variable-height antenna tower. The antenna height is varied from one meter to four meters above the ground to determine the maximum value of the field strength. Both horizontal and vertical polarizations of the antenna are set to make the measurement. For each suspected emission, the EUT was arranged to its worst case and then the antenna was tuned to heights from 1 meter to 4 meters and the rotatable table was turned from 0 degrees to 360 degrees to find the maximum reading. The test-receiver system was set to Peak Detect Function and Specified Bandwidth with Maximum Hold Mode. Place a marker at the end of the restricted band closest to the transmit frequency to show compliance. Also measure any emissions in the restricted bands. Save the spectrum analyzer plot. Repeat for each power and modulation for lowest and highest |
|-----------------|---|



| | |
|------------------------|--|
| | channel g. Test the EUT in the lowest channel , the Highest channel h. The radiation measurements are performed in X, Y, Z axis positioning for Transmitting mode, and found the X axis positioning which it is the worst case. i. Repeat above procedures until all frequencies measured was complete. |
| Exploratory Test Mode: | Transmitting with GFSK modulation Transmitting mode. |
| Final Test Mode: | Transmitting with GFSK modulation Only the worst case is recorded in the report. |
| Instruments Used: | Refer to section 5.10 for details |
| Test Results: | Pass |



SGS-CSTC Standards Technical Services Co., Ltd.
Shenzhen Branch

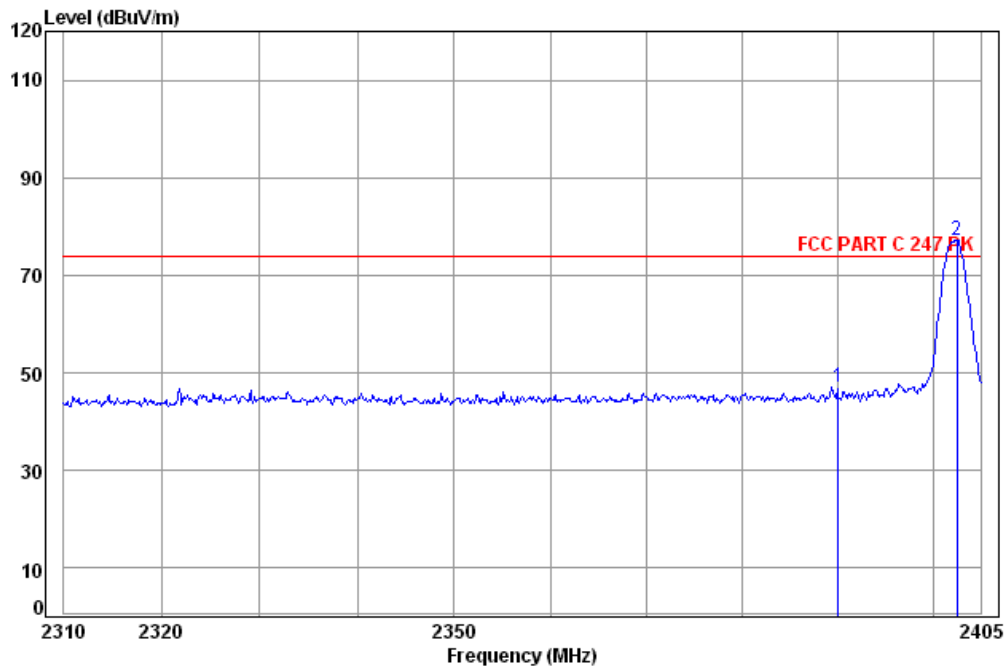
Report No.: SZEM141100608601

Page: 43 of 52

Test plot as follows:

| Restricted bands around fundamental frequency | | | | | | |
|---|------|---------------|--------|---------|------|----------|
| Test mode: | GFSK | Test channel: | Lowest | Remark: | Peak | Vertical |

Data: 3



Site : chamber
Condition: FCC PART C 247 PK 3m Vertical
Job No: : 6086CR
Mode: : 2402 Band edge

| | Freq | Cable Loss | Ant Factor | Preamp Factor | Read Level | Limit Level | Over Limit |
|------|---------|------------|------------|---------------|------------|-------------|------------|
| | MHz | dB | dB/m | dB | dBuV | dBuV/m | dB |
| 1 | 2390.00 | 4.90 | 32.35 | 38.46 | 48.17 | 74.00 | -27.04 |
| 2 pp | 2402.48 | 4.92 | 32.41 | 38.46 | 78.44 | 74.00 | 3.31 |

"This document is issued by the Company subject to its General Conditions of Service printed overleaf, available on request or accessible at www.sgs.com/terms_and_conditions.htm and, for electronic format documents, subject to Terms and Conditions for Electronic Documents at www.sgs.com/terms_e-document.htm. Attention is drawn to the limitation of liability, indemnification and jurisdiction issues defined therein. Any holder of this document is advised that information contained hereon reflects the Company's findings at the time of its intervention only and within the limits of Client's instructions, if any. The Company's sole responsibility is to its Client and this document does not exonerate parties to a transaction from exercising all their rights and obligations under the transaction documents. This document cannot be reproduced except in full, without prior written approval of the Company. Any unauthorized alteration, forgery or falsification of the content or appearance of this document is unlawful and offenders may be prosecuted to the fullest extent of the law. Unless otherwise stated the results shown in this test report refer only to the sample(s) tested and such sample(s) are retained for 90 days only."



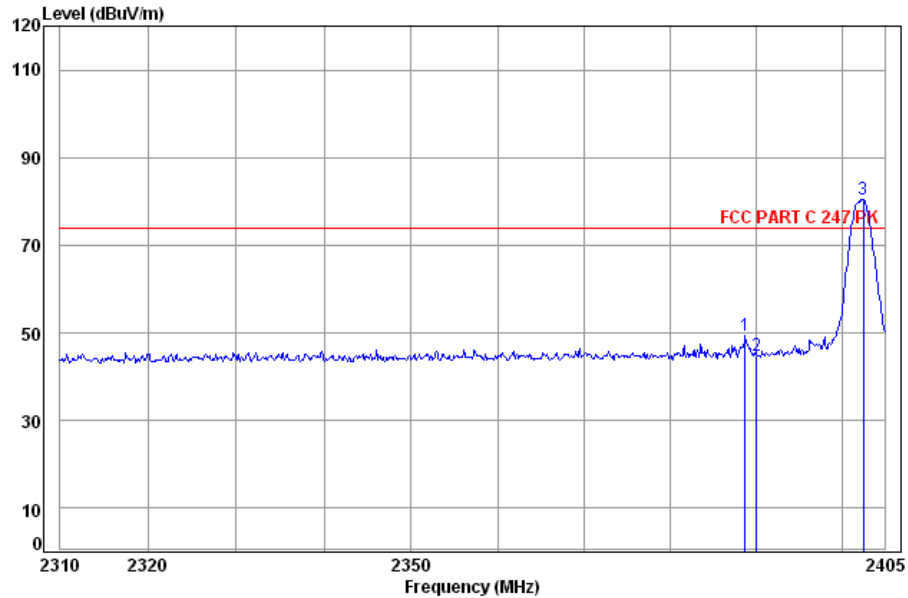
SGS-CSTC Standards Technical Services Co., Ltd. Shenzhen Branch

Report No.: SZEM141100608601

Page: 44 of 52

| | | | | | | |
|------------|------|---------------|--------|---------|------|------------|
| Test mode: | GFSK | Test channel: | Lowest | Remark: | Peak | Horizontal |
|------------|------|---------------|--------|---------|------|------------|

Data: 1



Site : chamber
Condition: FCC PART C 247 PK 3m Horizontal
Job No: : 6086CR
Mode: : 2402 Band edge

| | Freq | Cable Loss | Ant Factor | Preamp Factor | Read Level | Level | Limit | Over Limit |
|------|---------|------------|------------|---------------|------------|--------|--------|------------|
| | MHz | dB | dB/m | dB | dBuV | dBuV/m | dBuV/m | dB |
| 1 | 2388.68 | 4.90 | 32.34 | 38.46 | 50.64 | 49.42 | 74.00 | -24.58 |
| 2 | 2390.00 | 4.90 | 32.35 | 38.46 | 46.07 | 44.86 | 74.00 | -29.14 |
| 3 pp | 2402.48 | 4.92 | 32.41 | 38.46 | 81.52 | 80.39 | 74.00 | 6.39 |

"This document is issued by the Company subject to its General Conditions of Service printed overleaf, available on request or accessible at www.sgs.com/terms_and_conditions.htm and, for electronic format documents, subject to Terms and Conditions for Electronic Documents at www.sgs.com/terms_e-document.htm. Attention is drawn to the limitation of liability, indemnification and jurisdiction issues defined therein. Any holder of this document is advised that information contained hereon reflects the Company's findings at the time of its intervention only and within the limits of Client's instructions, if any. The Company's sole responsibility is to its Client and this document does not exonerate parties to a transaction from exercising all their rights and obligations under the transaction documents. This document cannot be reproduced except in full, without prior written approval of the Company. Any unauthorized alteration, forgery or falsification of the content or appearance of this document is unlawful and offenders may be prosecuted to the fullest extent of the law. Unless otherwise stated the results shown in this test report refer only to the sample(s) tested and such sample(s) are retained for 90 days only."



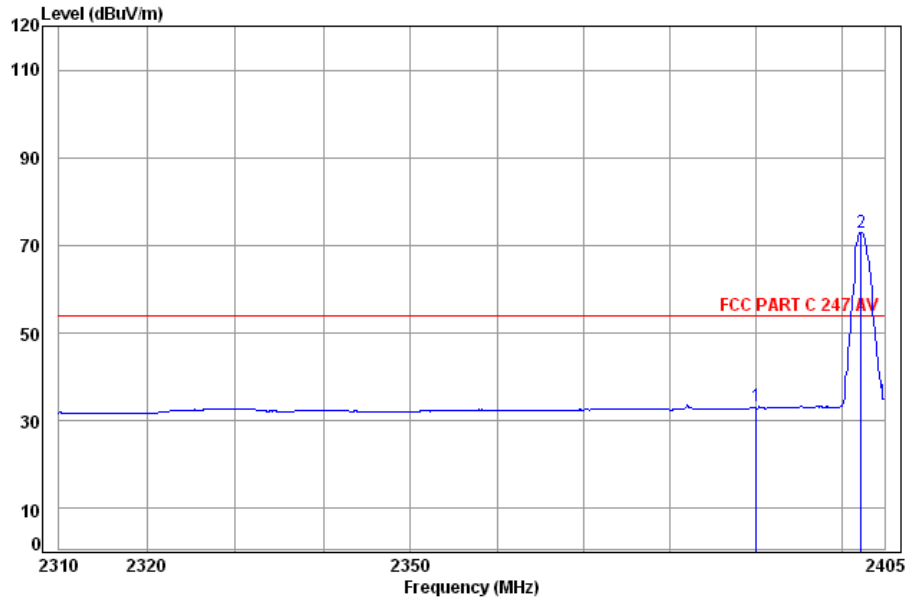
SGS-CSTC Standards Technical Services Co., Ltd.
Shenzhen Branch

Report No.: SZEM141100608601

Page: 45 of 52

| | | | | | | |
|------------|------|---------------|--------|---------|---------|----------|
| Test mode: | GFSK | Test channel: | Lowest | Remark: | Average | Vertical |
|------------|------|---------------|--------|---------|---------|----------|

Data: 4



Site : chamber
Condition: FCC PART C 247 AV 3m Vertical
Job No: : 6086CR
Mode: : 2402 Band edge

| | | Cable | Ant | Preamp | Read | Limit | Over |
|------|---------|-------|--------|--------|-------|--------|--------------|
| | Freq | Loss | Factor | Factor | Level | Line | Limit |
| | MHz | dB | dB/m | dB | dBuV | dBuV/m | dB |
| 1 | 2390.00 | 4.90 | 32.35 | 38.46 | 34.41 | 33.20 | 54.00 -20.80 |
| 2 pp | 2402.29 | 4.92 | 32.41 | 38.46 | 74.21 | 73.08 | 54.00 19.08 |

"This document is issued by the Company subject to its General Conditions of Service printed overleaf, available on request or accessible at www.sgs.com/terms_and_conditions.htm and, for electronic format documents, subject to Terms and Conditions for Electronic Documents at www.sgs.com/terms_e-document.htm. Attention is drawn to the limitation of liability, indemnification and jurisdiction issues defined therein. Any holder of this document is advised that information contained hereon reflects the Company's findings at the time of its intervention only and within the limits of Client's instructions, if any. The Company's sole responsibility is to its Client and this document does not exonerate parties to a transaction from exercising all their rights and obligations under the transaction documents. This document cannot be reproduced except in full, without prior written approval of the Company. Any unauthorized alteration, forgery or falsification of the content or appearance of this document is unlawful and offenders may be prosecuted to the fullest extent of the law. Unless otherwise stated the results shown in this test report refer only to the sample(s) tested and such sample(s) are retained for 90 days only."



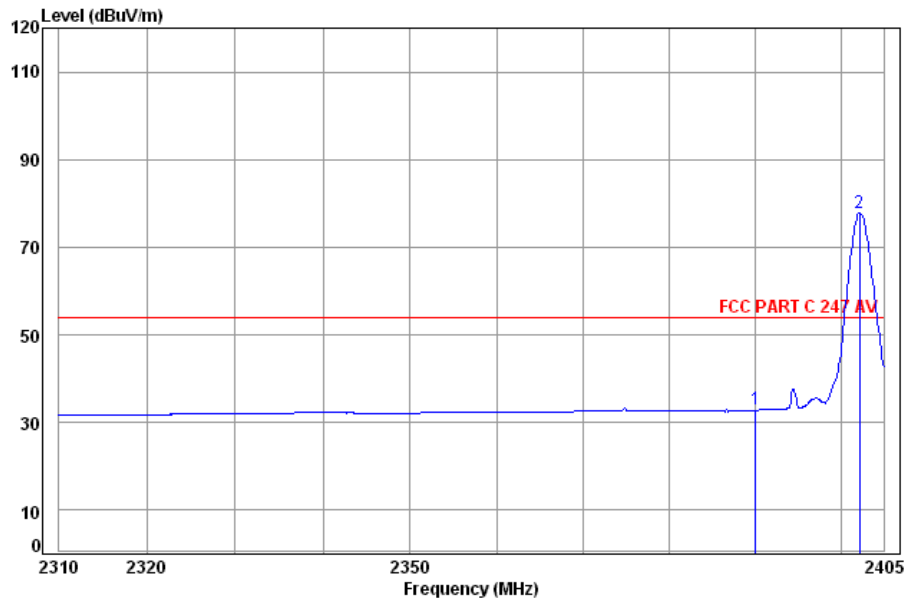
SGS-CSTC Standards Technical Services Co., Ltd.
Shenzhen Branch

Report No.: SZEM141100608601

Page: 46 of 52

| | | | | | | |
|------------|------|---------------|--------|---------|---------|------------|
| Test mode: | GFSK | Test channel: | Lowest | Remark: | Average | Horizontal |
|------------|------|---------------|--------|---------|---------|------------|

Data: 2



Site : chamber
Condition: FCC PART C 247 AV 3m Horizontal
Job No: : 6086CR
Mode: : 2402 Band edge

| | | Cable | Ant | Preamp | Read | | Limit | Over |
|------|---------|-------|--------|--------|-------|--------|--------|--------|
| | Freq | Loss | Factor | Factor | Level | Level | Line | Limit |
| | MHz | dB | dB/m | dB | dBuV | dBuV/m | dBuV/m | dB |
| 1 | 2390.00 | 4.90 | 32.35 | 38.46 | 34.08 | 32.87 | 54.00 | -21.13 |
| 2 pp | 2402.19 | 4.92 | 32.41 | 38.46 | 78.90 | 77.77 | 54.00 | 23.77 |



"This document is issued by the Company subject to its General Conditions of Service printed overleaf, available on request or accessible at www.sgs.com/terms_and_conditions.htm and, for electronic format documents, subject to Terms and Conditions for Electronic Documents at www.sgs.com/terms_e-document.htm. Attention is drawn to the limitation of liability, indemnification and jurisdiction issues defined therein. Any holder of this document is advised that information contained hereon reflects the Company's findings at the time of its intervention only and within the limits of Client's instructions, if any. The Company's sole responsibility is to its Client and this document does not exonerate parties to a transaction from exercising all their rights and obligations under the transaction documents. This document cannot be reproduced except in full, without prior written approval of the Company. Any unauthorized alteration, forgery or falsification of the content or appearance of this document is unlawful and offenders may be prosecuted to the fullest extent of the law. Unless otherwise stated the results shown in this test report refer only to the sample(s) tested and such sample(s) are retained for 90 days only."



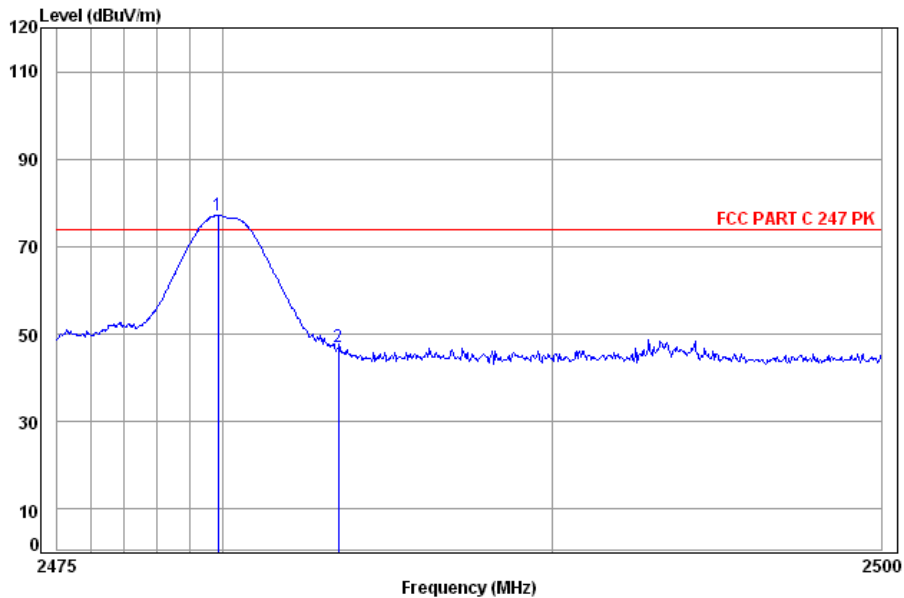
SGS-CSTC Standards Technical Services Co., Ltd. Shenzhen Branch

Report No.: SZEM141100608601

Page: 47 of 52

| | | | | | | |
|------------|------|---------------|---------|---------|------|----------|
| Test mode: | GFSK | Test channel: | Highest | Remark: | Peak | Vertical |
|------------|------|---------------|---------|---------|------|----------|

Data: 5



Site : chamber

Condition: FCC PART C 247 PK 3m Vertical

Job No: : 6086CR

Mode: : 2480 Band edge

| | | Cable | Ant | Preamp | Read | | Limit | Over |
|------|---------|-------|--------|--------|-------|--------|--------|--------|
| | Freq | Loss | Factor | Factor | Level | Level | Line | Limit |
| | MHz | dB | dB/m | dB | dBuV | dBuV/m | dBuV/m | dB |
| 1 pp | 2479.86 | 5.02 | 32.44 | 38.47 | 78.13 | 77.12 | 74.00 | 3.12 |
| 2 | 2483.50 | 5.03 | 32.44 | 38.47 | 48.24 | 47.24 | 74.00 | -26.76 |

"This document is issued by the Company subject to its General Conditions of Service printed overleaf, available on request or accessible at www.sgs.com/terms_and_conditions.htm and, for electronic format documents, subject to Terms and Conditions for Electronic Documents at www.sgs.com/terms_e-document.htm. Attention is drawn to the limitation of liability, indemnification and jurisdiction issues defined therein. Any holder of this document is advised that information contained hereon reflects the Company's findings at the time of its intervention only and within the limits of Client's instructions, if any. The Company's sole responsibility is to its Client and this document does not exonerate parties to a transaction from exercising all their rights and obligations under the transaction documents. This document cannot be reproduced except in full, without prior written approval of the Company. Any unauthorized alteration, forgery or falsification of the content or appearance of this document is unlawful and offenders may be prosecuted to the fullest extent of the law. Unless otherwise stated the results shown in this test report refer only to the sample(s) tested and such sample(s) are retained for 90 days only."



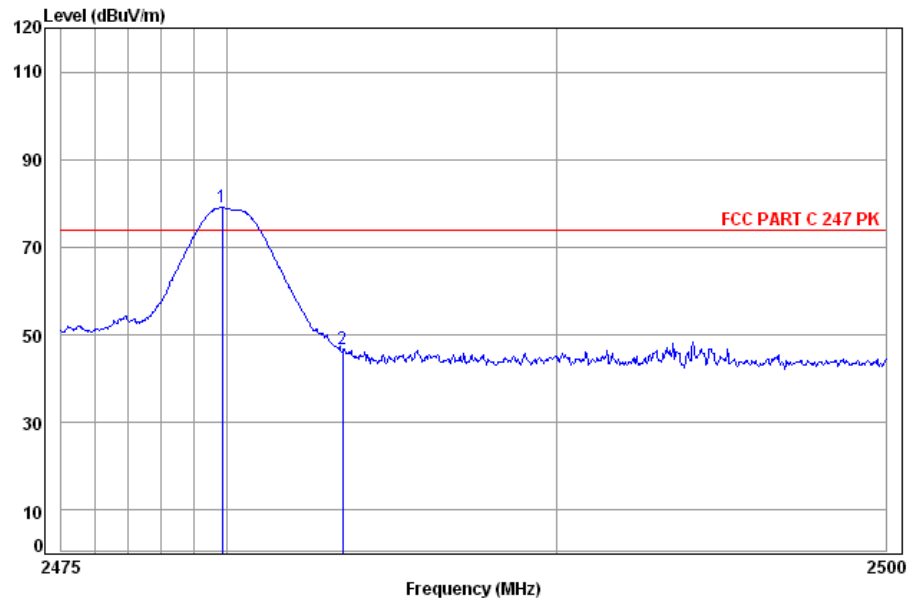
SGS-CSTC Standards Technical Services Co., Ltd. Shenzhen Branch

Report No.: SZEM141100608601

Page: 48 of 52

| | | | | | | |
|------------|------|---------------|---------|---------|------|------------|
| Test mode: | GFSK | Test channel: | Highest | Remark: | Peak | Horizontal |
|------------|------|---------------|---------|---------|------|------------|

Data: 7



Site : chamber
Condition: FCC PART C 247 PK 3m Horizontal
Job No: : 6086CR
Mode: : 2480 Band edge

| | | Freq | Cable Loss | Ant Factor | Preamp Factor | Read Level | Level | Limit Line | Over Limit |
|---|----|---------|---------------|---------------|------------------|---------------|--------|---------------|---------------|
| | | MHz | dB | dB/m | dB | dBuV | dBuV/m | dBuV/m | dB |
| 1 | pp | 2479.86 | 5.02 | 32.44 | 38.47 | 80.04 | 79.03 | 74.00 | 5.03 |
| 2 | | 2483.50 | 5.03 | 32.44 | 38.47 | 47.81 | 46.81 | 74.00 | -27.19 |

"This document is issued by the Company subject to its General Conditions of Service printed overleaf, available on request or accessible at www.sgs.com/terms_and_conditions.htm and, for electronic format documents, subject to Terms and Conditions for Electronic Documents at www.sgs.com/terms_e-document.htm. Attention is drawn to the limitation of liability, indemnification and jurisdiction issues defined therein. Any holder of this document is advised that information contained hereon reflects the Company's findings at the time of its intervention only and within the limits of Client's instructions, if any. The Company's sole responsibility is to its Client and this document does not exonerate parties to a transaction from exercising all their rights and obligations under the transaction documents. This document cannot be reproduced except in full, without prior written approval of the Company. Any unauthorized alteration, forgery or falsification of the content or appearance of this document is unlawful and offenders may be prosecuted to the fullest extent of the law. Unless otherwise stated the results shown in this test report refer only to the sample(s) tested and such sample(s) are retained for 90 days only."

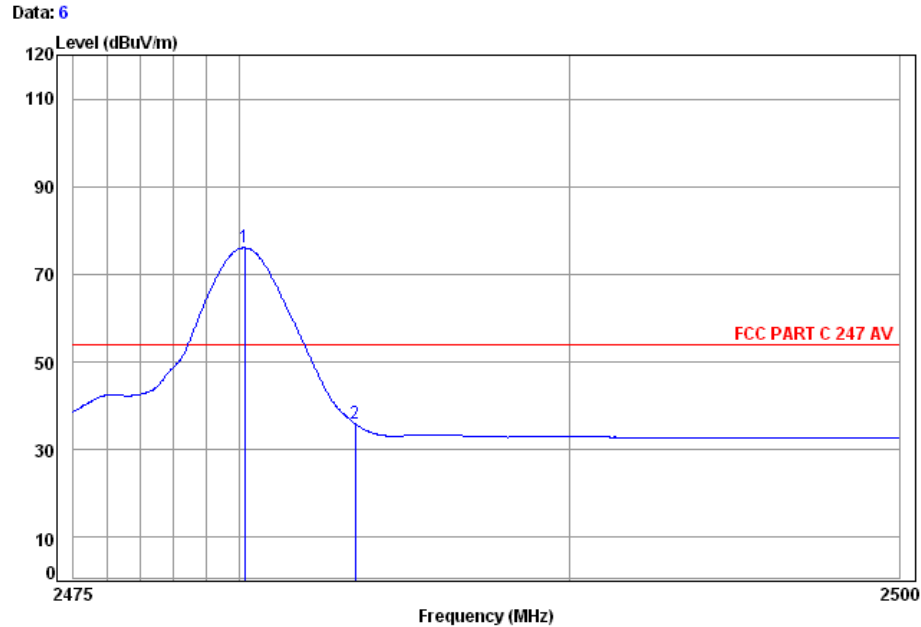


SGS-CSTC Standards Technical Services Co., Ltd. Shenzhen Branch

Report No.: SZEM141100608601

Page: 49 of 52

| | | | | | | |
|------------|------|---------------|---------|---------|---------|----------|
| Test mode: | GFSK | Test channel: | Highest | Remark: | Average | Vertical |
|------------|------|---------------|---------|---------|---------|----------|



Site : chamber
Condition: FCC PART C 247 AV 3m Vertical
Job No: : 6086CR
Mode: : 2480 Band edge

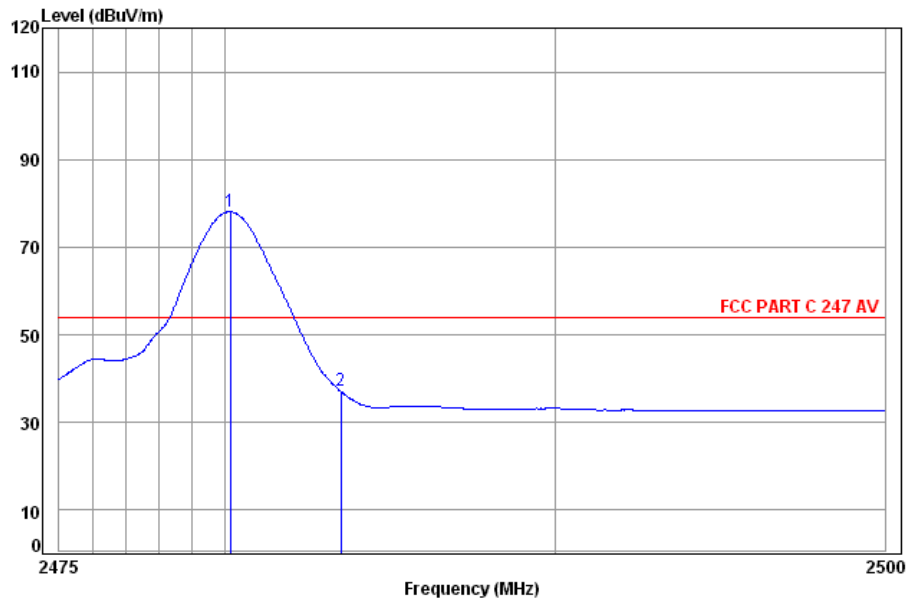
| | | Cable | Ant | Preamp | Read | | Limit | Over |
|------|---------|-------|--------|--------|-------|--------|--------|--------|
| | Freq | Loss | Factor | Factor | Level | Level | Line | Limit |
| | MHz | dB | dB/m | dB | dBuV | dBuV/m | dBuV/m | dB |
| 1 pp | 2480.15 | 5.02 | 32.44 | 38.47 | 77.04 | 76.03 | 54.00 | 22.03 |
| 2 | 2483.50 | 5.03 | 32.44 | 38.47 | 36.95 | 35.95 | 54.00 | -18.05 |

"This document is issued by the Company subject to its General Conditions of Service printed overleaf, available on request or accessible at www.sgs.com/terms_and_conditions.htm and, for electronic format documents, subject to Terms and Conditions for Electronic Documents at www.sgs.com/terms_e-document.htm. Attention is drawn to the limitation of liability, indemnification and jurisdiction issues defined therein. Any holder of this document is advised that information contained hereon reflects the Company's findings at the time of its intervention only and within the limits of Client's instructions, if any. The Company's sole responsibility is to its Client and this document does not exonerate parties to a transaction from exercising all their rights and obligations under the transaction documents. This document cannot be reproduced except in full, without prior written approval of the Company. Any unauthorized alteration, forgery or falsification of the content or appearance of this document is unlawful and offenders may be prosecuted to the fullest extent of the law. Unless otherwise stated the results shown in this test report refer only to the sample(s) tested and such sample(s) are retained for 90 days only."



| | | | | | | |
|------------|------|---------------|---------|---------|---------|------------|
| Test mode: | GFSK | Test channel: | Highest | Remark: | Average | Horizontal |
|------------|------|---------------|---------|---------|---------|------------|

Data: 8



Site : chamber
Condition: FCC PART C 247 AV 3m Horizontal
Job No: : 6086CR
Mode: : 2480 Band edge

| | | Cable | Ant | Preamp | Read | | Limit | Over |
|---|---------|-------|--------|--------|-------|--------|--------|--------|
| | Freq | Loss | Factor | Factor | Level | Level | Line | Limit |
| | MHz | dB | dB/m | dB | dBuV | dBuV/m | dBuV/m | dB |
| 1 | 2480.15 | 5.02 | 32.44 | 38.47 | 79.07 | 78.06 | 54.00 | 24.06 |
| 2 | 2483.50 | 5.03 | 32.44 | 38.47 | 38.26 | 37.26 | 54.00 | -16.74 |

Note:


The field strength is calculated by adding the Antenna Factor, Cable Factor & Preamplifier. The basic equation with a sample calculation is as follows:

$$\text{Final Test Level} = \text{Receiver Reading} + \text{Antenna Factor} + \text{Cable Factor} - \text{Preamplifier Factor}$$

7 Photographs - EUT Test Setup

Test model No.: KF-001

7.1 Radiated Emission



7.2 Radiated Spurious Emission



"This document is issued by the Company subject to its General Conditions of Service printed overleaf, available on request or accessible at www.sgs.com/terms_and_conditions.htm and, for electronic format documents, subject to Terms and Conditions for Electronic Documents at www.sgs.com/terms_e-document.htm. Attention is drawn to the limitation of liability, indemnification and jurisdiction issues defined therein. Any holder of this document is advised that information contained hereon reflects the Company's findings at the time of its intervention only and within the limits of Client's instructions, if any. The Company's sole responsibility is to its Client and this document does not exonerate parties to a transaction from exercising all their rights and obligations under the transaction documents. This document cannot be reproduced except in full, without prior written approval of the Company. Any unauthorized alteration, forgery or falsification of the content or appearance of this document is unlawful and offenders may be prosecuted to the fullest extent of the law. Unless otherwise stated the results shown in this test report refer only to the sample(s) tested and such sample(s) are retained for 90 days only."



8 Photographs - EUT Constructional Details

Refer to Appendix A - Photographs of EUT Constructional Details for SZEM1411006086CR.