







Appendix B. Test setup photos

Radiated	Orientations(X, Y, Z)
	 <div data-bbox="1295 810 1444 869" style="border: 1px solid black; border-radius: 10px; padding: 2px; text-align: center;">X-axis</div>
	 <div data-bbox="1295 1294 1444 1352" style="border: 1px solid black; border-radius: 10px; padding: 2px; text-align: center;">Y-axis</div>
	 <div data-bbox="1295 1778 1444 1836" style="border: 1px solid black; border-radius: 10px; padding: 2px; text-align: center;">Z-axis</div>

Note: Radiated testing was performed with the EUT in worst case X-axis.

The end of test report.

This report shall not be reproduced except in full, without the written approval of KES Co., Ltd.
 The results shown in this test report refer only to the sample(s) tested unless otherwise stated.
 The authenticity of the test report, contact shchoi@kes.co.kr