

FCC PART 22/24/27 TEST REPORT**FCC Part 22/24/27****Report Reference No.**.....: **LCS181130005AEG****FCC ID.**: **2ADTE-S80****Date of Issue.**.....: **December 24, 2018****Testing Laboratory Name**: **Shenzhen LCS Compliance Testing Laboratory Ltd.**Address: 1/F., Xingyuan Industrial Park, Tongda Road, Bao'an Avenue,
Bao'an District, Shenzhen, Guangdong, China**Applicant's name**.....: **Shenzhen KVD Communication Equipment Limited**Address: Lenovo R&D Center 2F-B, South First Road, High-tech Park,
Nanshan District, Shenzhen, Guangdong, China**Test specification**.....:**FCC CFR Title 47 Part 2, Part 22, Part 24, Part 27**Standard.....: **ANSI/TIA-603-E-2016****KDB 971168 D01**

Test Report Form No.....: LCSEMC-1.0

TRF Originator.....: Shenzhen LCS Compliance Testing Laboratory Ltd.

Master TRF.....: Dated 2011-03

Shenzhen LCS Compliance Testing Laboratory Ltd. All rights reserved.

This publication may be reproduced in whole or in part for non-commercial purposes as long as the Shenzhen LCS Compliance Testing Laboratory Ltd. is acknowledged as copyright owner and source of the material. Shenzhen LCS Compliance Testing Laboratory Ltd. takes no responsibility for and will not assume liability for damages resulting from the reader's interpretation of the reproduced material due to its placement and context.

Test item description.....: **LTE GSM/WCDMA Smartphone**

Trade Mark.....: DOOGEE

Model/Type reference.....: S80

Listed Models.....: /

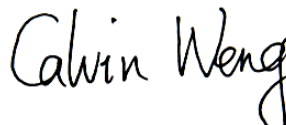
Modulation Type.....: QPSK, 16QAM

Rating.....: DC 3.8V by Rechargeable Li-ion Battery(10080mAh)
Recharged by DC 12V/2A TRAVEL CHARGER

Hardware version.....: HCT-S600MB-A2

Software version.....: S80-Android8.1-20180822

Frequency.....: FDD band 2, FDD band 4, FDD band 5, FDD band 7, FDD band 17

Result.....: **PASS****Compiled by:****Supervised by:****Approved by:**

Aking Jin/File administrators

Calvin Weng/Technique principal

Gavin Liang/ Manager

TEST REPORT

| | | |
|--------------------------|------------------------|------------------------------------|
| Test Report No. : | LCS181130005AEG | December 24, 2018 Date of issue |
|--------------------------|------------------------|------------------------------------|

Equipment under Test : **LTE GSM/WCDMA Smartphone**

Model /Type : S80

Listed Models : /

Applicant : **Shenzhen KVD Communication Equipment Limited**

Address : Lenovo R&D Center 2F-B, South First Road, High-tech Park, Nanshan District, Shenzhen, Guangdong, China

Manufacturer : **Shenzhen KVD Communication Equipment Limited**

Address : A,3rd floor, Building A2, Silicon valley Digital Industrial Park,22nd of Dafu industrial area,Aobei Community,Guanlan town,Longhua District,shenzhen 518000, China

Factory : **Shenzhen KVD Communication Equipment Limited**

Address : A,3rd floor, Building A2, Silicon valley Digital Industrial Park,22nd of Dafu industrial area,Aobei Community,Guanlan town,Longhua District,shenzhen 518000, China

| | |
|---------------------|-------------|
| Test Result: | PASS |
|---------------------|-------------|

The test report merely corresponds to the test sample.
It is not permitted to copy extracts of these test result without the written permission of the test laboratory.

Revision History

| Revision | Issue Date | Revisions | Revised By |
|----------|-------------------|---------------|-------------|
| 000 | December 24, 2018 | Initial Issue | Gavin Liang |
| | | | |
| | | | |

Contents

| | | |
|-----------------|--|------------------|
| <u>1</u> | <u>TEST STANDARDS</u> | <u>5</u> |
| <u>2</u> | <u>SUMMARY</u> | <u>6</u> |
| 2.1 | General Remarks | 6 |
| 2.2 | Product Description | 6 |
| 2.3 | Equipment under Test | 7 |
| 2.4 | Short description of the Equipment under Test (EUT) | 7 |
| 2.5 | Internal Identification of AE used during the test | 7 |
| 2.6 | Normal Accessory setting | 7 |
| 2.7 | EUT configuration | 7 |
| 2.8 | Related Submittal(s) / Grant (s) | 8 |
| 2.9 | Modifications | 8 |
| 2.10 | General Test Conditions/Configurations | 8 |
| <u>3</u> | <u>TEST ENVIRONMENT</u> | <u>9</u> |
| 3.1 | Address of the test laboratory | 9 |
| 3.2 | Test Facility | 9 |
| 3.3 | Environmental conditions | 9 |
| 3.4 | Test Description | 9 |
| 3.5 | Equipments Used during the Test | 12 |
| 3.6 | Measurement uncertainty | 13 |
| <u>4</u> | <u>TEST CONDITIONS AND RESULTS</u> | <u>14</u> |
| 4.1 | Output Power | 14 |
| 4.2 | Peak-to-Average Ratio (PAR) | 23 |
| 4.3 | Occupied Bandwidth and Emission Bandwidth | 24 |
| 4.4 | Band Edge compliance | 25 |
| 4.5 | Spurious Emssion on Antenna Port | 26 |
| 4.6 | Radiated Spurious Emssion | 28 |
| 4.7 | Frequency Stability under Temperature & Voltage Variations | 51 |
| <u>5</u> | <u>TEST SETUP PHOTOS OF THE EUT</u> | <u>54</u> |
| <u>6</u> | <u>EXTERNAL PHOTOS OF THE EUT</u> | <u>54</u> |
| <u>7</u> | <u>INTERNAL PHOTOS OF THE EUT</u> | <u>54</u> |

1 TEST STANDARDS

The tests were performed according to following standards:

[FCC Part 22 \(10-1-17 Edition\)](#): PRIVATE LAND MOBILE RADIO SERVICES.

[FCC Part 24\(10-1-17 Edition\)](#):PUBLIC MOBILE SERVICES

[FCC Part 27\(10-1-17 Edition\)](#):MISCELLANEOUS WIRELESS COMMUNICATIONS SERVICES

[ANSI/TIA-603-E-2016](#):Land Mobile FM or PM Communications Equipment Measurement and Performance Standards.

[971168 D01 Power Meas License Digital Systems v03](#) :Measurement Guidance For Certification of Licensed Digital Transmitters

[FCC Part 2](#): Frequency Allocations And Radio Treaty Matters: General Rules And Regulations.

[ANSI C63.26:2015](#):American National Standard for Compliance Testing of Transmitters Used in Licensed Radio Services.

2 SUMMARY

2.1 General Remarks

| | | |
|--------------------------------|---|-------------------|
| Date of receipt of test sample | : | December 01, 2018 |
| Testing commenced on | : | December 01, 2018 |
| Testing concluded on | : | December 22, 2018 |

2.2 Product Description

The **Shenzhen KVD Communication Equipment Limited's** Model: S80 or the "EUT" as referred to in this report; more general information as follows, for more details, refer to the user's manual of the EUT.

| | |
|--|---|
| Name of EUT | LTE GSM/WCDMA Smartphone |
| Test Model | S80 |
| Modulation Type | GMSK for GSM/GPRS; QPSK for UMTS; QPSK, 16QAM for LTE |
| Antenna Gain | 0 dBi (max.) For GSM 850, PCS 1900; 0 dBi (max.) For WCDMA Band II, V; 0 dBi (max.) For LTE Band 2, 4, 5, 7, 17; 0 dBi (max.) For BT and WLAN |
| Hardware version | HCT-S600MB-A2 |
| Software version | S80-Android8.1-20180822 |
| GSM/EDGE/GPRS Operation Frequency Band | GSM850/PCS1900/GPRS850/GPRS1900 |
| UMTS Operation Frequency Band | UMTS FDD Band II/V |
| LTE Operation Frequency Band | LTE Band 2, 4, 5, 7, 17 |
| GSM/EDGE/GPRS | Supported GSM/GPRS |
| GSM Release Version | R99 |
| GSM/EDGE/GPRS Power Class | GSM850:Power Class 4/ PCS1900:Power Class 1 |
| GPRS/EDGE Multislot Class | GPRS: Multi-slot Class 12 |
| GPRS operation mode | Class B |
| WCDMA Release Version | R8 |
| HSDPA Release Version | Release 8 |
| HSUPA Release Version | Release 6 |
| DC-HSUPA Release Version | Not Supported |
| LTE Release Version | Release 9 |
| LTE/UMTS Power Class | Class 3 |
| WLAN FCC Modulation Type | IEEE 802.11b: DSSS(CCK,DQPSK,DBPSK) IEEE 802.11g: OFDM(64QAM, 16QAM, QPSK, BPSK) IEEE 802.11n HT20: OFDM (64QAM, 16QAM, QPSK,BPSK) IEEE 802.11n HT40: OFDM (64QAM, 16QAM, QPSK,BPSK) |
| WLAN FCC Operation frequency | IEEE 802.11b:2412-2462MHz IEEE 802.11g:2412-2462MHz IEEE 802.11n HT20:2412-2462MHz IEEE 802.11n HT40:2422-2452MHz |
| Antenna Type | PIFA Antenna |
| BT Modulation Type | GFSK, $\pi/4$ -DQPSK, 8-DPSK (BT V4.0) |
| Extreme temp. Tolerance | -20°C to +55°C |
| GPS function | Support and only RX |
| FM function | Support and only RX |
| NFC Function | Not Supported |
| Extreme vol. Limits | 3.40VDC to 4.35VDC (nominal: 3.80VDC) |

2.3 Equipment under Test

Power supply system utilised

| | | | |
|----------------------|---|---|---------------------------------|
| Power supply voltage | : | <input type="radio"/> 120V/ 60 Hz | <input type="radio"/> 115V/60Hz |
| | | <input type="radio"/> 12 V DC | <input type="radio"/> 24 V DC |
| | | <input checked="" type="radio"/> Other (specified in blank below) | |

DC 3.80V

2.4 Short description of the Equipment under Test (EUT)

2.4.1 GeneralDescription

S80 is subscriber equipment in the LTE/WCDMA/GSM system. The HSPA/UMTS frequency band is Band II/V, LTE frequency band is band 2, band 4, band 5, band 7, band 17. The GSM/GPRS frequency band includes GSM850 and PCS1900. The LTE GSM/WCDMA Smartphone implements such functions as RF signal receiving/transmitting, HSPA/UMTS and GSM/GPRS protocol processing, voice, video MMS service and etc. Externally it provides micro SD card interface and SIM card interface.

NOTE: Unless otherwise noted in the report, the functional boards installed in the units shall be selected from the below list, but not means all the functional boards listed below shall be installed in one unit.

2.5 Internal Identification of AE used during the test

| AE ID* | Description |
|--------|--------------------|
| AE1 | Battery (10080mAh) |
| AE2 | TRAVEL CHARGER |

AE2

Model: HJ-FC016K7-US

INPUT: AC 100-240V, 50Hz 0.6A Max.

OUTPUT: DC 12V/2A

*AE ID: is used to identify the test sample in the lab internally.

2.6 Normal Accessory setting

Fully charged battery was used during the test.

2.7 EUT configuration

The following peripheral devices and interface cables were connected during the measurement:

- supplied by the manufacturer

- supplied by the lab

| | | |
|-----------------------------------|----------------|---|
| <input type="radio"/> Power Cable | Length (m) : | / |
| | Shield : | / |
| | Detachable : | / |
| <input type="radio"/> Multimeter | Manufacturer : | / |
| | Model No. : | / |

2.8 Related Submittal(s) / Grant (s)

This submittal(s) (test report) is intended for FCC ID:2ADTE-S80 filing to comply with FCC Part 22, Part 24&FCC Part 27 Rules

2.9 Modifications

No modifications were implemented to meet testing criteria.

2.10 General Test Conditions/Configurations

2.10.1 Test Environment

| EnvironmentParameter | SelectedValuesDuringTests | |
|----------------------|---------------------------|---------|
| Relative Humidity | Ambient | |
| Temperature | TN | Ambient |
| Voltage | VL | 3.40V |
| | VN | 3.80V |
| | VH | 4.35V |

NOTE:VL=lower extreme testvoltageVN=nominalvoltage
 VH=upperextreme testvoltageTN=normaltemperature

3 TEST ENVIRONMENT

3.1 Address of the test laboratory

Shenzhen LCS Compliance Testing Laboratory Ltd

1/F., Xingyuan Industrial Park, Tongda Road, Bao'an Avenue, Bao'an District, Shenzhen, Guangdong, China

The sites are constructed in conformance with the requirements of ANSI C63.4 (2014) and CISPR Publication 22.

3.2 Test Facility

The test facility is recognized, certified, or accredited by the following organizations:

FCC Registration Number. is 254912.

Industry Canada Registration Number. is 9642A-1.

ESMD Registration Number. is ARCB0108.

UL Registration Number. is 100571-492.

TUV SUD Registration Number. is SCN1081.

TUV RH Registration Number. is UA 50296516-001

3.3 Environmental conditions

During the measurement the environmental conditions were within the listed ranges:

| | |
|-----------------------|--------------|
| Temperature: | 15-35 ° C |
| Humidity: | 30-60 % |
| Atmospheric pressure: | 950-1050mbar |

3.4 Test Description

3.4.1 PCSBand (1850-1910MHz pairedwith 1930-1990MHz)(band 2)

| Test Item | FCC Rule No. | Requirements | Verdict |
|--|------------------|---|---------|
| Effective(Isotropic) Radiated Output Power | §2.1046, §24.232 | EIRP \leq 2W | Pass |
| Peak-Average Ratio | §2.1046, §24.232 | FCC:Limit \leq 13dB | Pass |
| Modulation Characteristics | §2.1047 | Digital modulation | N/A |
| Bandwidth | §2.1049 | OBW: No limit. EBW: No limit. | Pass |
| Band Edges Compliance | §2.1051, §24.238 | \leq -13dBm/1%*EBW, In1MHzbandsimmediatelyoutsideandadjacentto Thefrequency block. | Pass |
| Spurious Emission at Antenna Terminals | §2.1051, §24.238 | \leq -13dBm/1MHz, from 9kHz to10th harmonics but outside authorized Operating frequency ranges. | Pass |
| Field Strength of Spurious Radiation | §2.1053, §24.238 | \leq -13dBm/1MHz. | Pass |
| Frequency Stability | §2.1055, §24.235 | FCC: within authorized frequency block. | Pass |

NOTE 1:For the verdict, the"N/A"denotes"not applicable",the"N/T"de notes "not tested".

3.4.2 AWS Band (1710-1755MHz pairedwith 2110-2155MHz)(band 4)

| Test Item | FCC RuleNo. | Requirements | Verdict |
|---|-----------------------|---|---------|
| Effective(Isotropic)Radiate dPowerOutputData | §2.1046, §27.50(d) | EIRP ≤ 1W; | Pass |
| Peak-AverageRatio | §2.1046, §27.50(d) | Limits≤13dB | Pass |
| ModulationCharacteristics | §2.1047 | Digitalmodulation | N/A |
| Bandwidth | §2.1049 | OBW: Nolimit. EBW: Nolimit. | Pass |
| BandEdgesCompliance | §2.1051, §27.53(h) | ≤ -13dBm/1%*EBW, In1MHzbandsimmediatelyoutsideandadjacentto Thefrequency block. | Pass |
| SpuriousEmissionatAnten naTerminals | §2.1051, §27.53(h) | ≤ -13dBm/1MHz, from9kHzto10thharmonicsbutoutsideauthorized operatingfrequency ranges. | Pass |
| Frequency Stability | §2.1055, §27.54 | Withinauthorizedbands of operation/frequency block. | Pass |
| Radiatedspurious emission | §2.1053, §27.53(h) | ≤ -13dBm/1MHz. | Pass |

NOTE 1: For the verdict, the "N/A" denotes "not applicable", the "N/T" de notes "not tested"

3.4.3 CellularBand (824-849MHz pairedwith 869-894MHz)(band 5)

| Test Item | FCC Rule No. | Requirements | Verdict |
|---|---------------------|--|---------|
| Effective(Isotropic) Radiated Output Power | §2.1046, §22.913 | FCC: ERP ≤ 7W. | Pass |
| Modulation Characteristics | §2.1047 | Digital modulation | N/A |
| Bandwidth | §2.1049 | OBW: No limit. EBW: No limit. | Pass |
| Band Edges Compliance | §2.1051, §22.917 | ≤-≤ -13dBm/1%*EBW, In1MHzbandsimmediatelyoutsideandadjacentto Thefrequency block. | Pass |
| Spurious Emissionat AntennaTerminals | §2.1051, §22.917 | FCC: ≤ -13dBm/100kHz, from 9kHz to 10th harmonics but outside authorized operating frequency ranges. | Pass |
| Field Strength of Spurious Radiation | §2.1053, §22.917 | FCC: ≤ -13dBm/100kHz. | Pass |
| Frequency Stability | §2.1055, §22.355 | ≤ ±2.5ppm. | Pass |

NOTE 1:For the verdict, the"N/A"denotes"not applicable",the"N/T"de notes "not tested".

3.4.4 Band 7 (2500-2570MHz pairedwith 2620-2690MHz)

| Test Item | FCC Rule No. | Requirements | Verdict |
|--|---------------------|--|---------|
| Effective(Isotropic) Radiated Output Power | §2.1046, §27.50(h) | FCC: ERP ≤ 3W. | Pass |
| Peak-AverageRatio | §2.1046, §27.50(a) | Limit≤13dB | Pass |
| Modulation Characteristics | §2.1047 | Digital modulation | N/A |
| Bandwidth | §2.1049 | OBW: No limit. EBW: No limit. | Pass |
| Band Edges Compliance | §2.1051, §27.53(m4) | ≤ -13dBm/1%*EBW, In1MHzbandsimmediatelyoutsideandadjacentto Thefrequency block. | Pass |
| Spurious Emissionat AntennaTerminals | §2.1051, §27.53(m) | FCC: ≤ -13dBm/100kHz, from 9kHz to 10th harmonics but outside authorized operating frequency ranges. | Pass |
| Field Strength of Spurious Radiation | §2.1053, §27.53(m) | FCC: ≤ -13dBm/100kHz. | Pass |
| Frequency Stability | §2.1055, §27.53(g) | ≤ ±2.5ppm. | Pass |

NOTE 1:For the verdict, the“N/A”denotes“not applicable”,the“N/T”de notes “not tested”.

3.4.5 Band 17(704-716MHz pairedwith 734-746MHz)

| Test Item | FCC Rule No. | Requirements | Verdict |
|--|----------------------|--|---------|
| Effective(Isotropic) Radiated Output Power | §2.1046, §27.50c(10) | FCC: ERP ≤ 3W. | Pass |
| Peak-AverageRatio | §2.1046, §27.50(c) | Limit≤13dB | Pass |
| Modulation Characteristics | §2.1047 | Digital modulation | N/A |
| Bandwidth | §2.1049 | OBW: No limit. EBW: No limit. | Pass |
| Band Edges Compliance | §2.1051, §27.53(g) | ≤ -13dBm/1%*EBW, In1MHzbandsimmediatelyoutsideandadjacentto Thefrequency block. | Pass |
| Spurious Emissionat AntennaTerminals | §2.1051, §27.53(g) | FCC: ≤ -13dBm/100kHz, from 9kHz to 10th harmonics but outside authorized operating frequency ranges. | Pass |
| Field Strength of Spurious Radiation | §2.1051, §27.53(g) | FCC: ≤ -13dBm/100kHz. | Pass |
| Frequency Stability | §2.1055, §27.53(g) | ≤ ±2.5ppm. | Pass |

NOTE 1:For the verdict, the“N/A”denotes“not applicable”,the“N/T”de notes “not tested”.

3.5 Equipments Used during the Test

| Item | Equipment | Manufacturer | Model No. | Serial No. | Cal Date | Due Date |
|------|-------------------------------------|-------------------|--------------|-------------|------------|------------|
| 1 | Power Meter | R&S | NRVS | 100444 | 2018-06-16 | 2019-06-15 |
| 2 | Power Sensor | R&S | NRV-Z81 | 100458 | 2018-06-16 | 2019-06-15 |
| 3 | Power Sensor | R&S | NRV-Z32 | 10057 | 2018-06-16 | 2019-06-15 |
| 4 | LTE Test Software | Tonscend | JS1120-1 | N/A | N/A | N/A |
| 5 | RF Control Unit | Tonscend | JS0806 | 158060009 | 2018-06-16 | 2019-06-15 |
| 6 | MXA Signal Analyzer | Agilent | N9020A | MY51250905 | 2018-11-15 | 2019-11-14 |
| 7 | WIDEBAND RADIO COMMUNICATION TESTER | R&S | CMW 500 | 103818 | 2018-06-16 | 2019-06-15 |
| 8 | DC Power Supply | Agilent | E3642A | N/A | 2018-11-15 | 2019-11-14 |
| 9 | EMI Test Software | AUDIX | E3 | N/A | 2018-06-16 | 2019-06-15 |
| 10 | 3m Semi Anechoic Chamber | SIDT FRANKONIA | SAC-3M | 03CH03-HY | 2018-06-16 | 2019-06-15 |
| 11 | Positioning Controller | MF | MF-7082 | N/A | 2018-06-16 | 2019-06-15 |
| 12 | Active Loop Antenna | SCHWARZBECK | FMZB 1519B | 00005 | 2018-07-26 | 2019-07-25 |
| 13 | By-log Antenna | SCHWARZBECK | VULB9163 | 9163-470 | 2018-07-26 | 2019-07-25 |
| 14 | Horn Antenna | SCHWARZBECK | BBHA 9120D | 9120D-1925 | 2018-07-02 | 2019-07-01 |
| 15 | Broadband Horn Antenna | SCHWARZBECK | BBHA 9170 | 791 | 2018-09-20 | 2019-09-19 |
| 16 | Broadband Preamplifier | SCHWARZBECK | BBV 9719 | 9719-025 | 2018-09-20 | 2019-09-19 |
| 17 | EMI Test Receiver | R&S | ESR 7 | 101181 | 2018-06-16 | 2019-06-15 |
| 18 | RS SPECTRUM ANALYZER | R&S | FSP40 | 100503 | 2018-11-15 | 2019-11-14 |
| 19 | AMPLIFIER | QuieTek | QTK | CHM/0809065 | 2018-11-15 | 2019-11-14 |
| 20 | RF Cable-R03m | Jye Bao | RG142 | CB021 | 2018-06-16 | 2019-06-15 |
| 21 | RF Cable-HIGH | SUHNER | SUCOFLEX 106 | 03CH03-HY | 2018-06-16 | 2019-06-15 |
| 22 | 6dB Attenuator | / | 100W/6dB | 1172040 | 2018-06-16 | 2019-06-15 |
| 23 | 3dB Attenuator | / | 2N-3dB | / | 2018-06-16 | 2019-06-15 |
| 24 | Temperature & Humidity Chamber | GUANGZHOU GOGNWEN | GDS-100 | 70932 | 2018-10-10 | 2019-10-09 |

Note: All equipment is calibrated through GUANGZHOU LISAI CALIBRATION AND TEST CO.,LTD.

3.6 Measurement uncertainty

The data and results referenced in this document are true and accurate. The reader is cautioned that there may be errors within the calibration limits of the equipment and facilities. The measurement uncertainty was calculated for all measurements listed in this test report acc. to ETSI TR 100 028“Electromagnetic compatibility and Radio spectrum Matters (ERM);Uncertainties in the measurement of mobile radio equipment characteristics” and is documented in the Shenzhen LCS Compliance Testing Laboratory Ltd. quality system acc. to DIN EN ISO/IEC 17025. Furthermore, component and process variability of devices similar to that tested may result in additional deviation. The manufacturer has the sole responsibility of continued compliance of the device.

Hereafter the best measurement capability for Shenzhen LCS Compliance Testing Laboratory Ltd. is reported:

| Test | Range | Measurement Uncertainty | Notes |
|-------------------------------------|------------|-------------------------|-------|
| Radiated Emission | 30~1000MHz | 3.10 dB | (1) |
| Radiated Emission | 1~18GHz | 3.80 dB | (1) |
| Radiated Emission | 18-40GHz | 3.90 dB | (1) |
| Conducted Disturbance | 0.15~30MHz | 1.63 dB | (1) |
| Conducted Power | 9KHz~18GHz | 0.61 dB | (1) |
| Spurious RF Conducted Emission | 9KHz~40GHz | 1.22 dB | (1) |
| Band Edge Compliance of RF Emission | 9KHz~40GHz | 1.22 dB | (1) |
| Occupied Bandwidth | 9KHz~40GHz | - | (1) |

(1) This uncertainty represents an expanded uncertainty expressed at approximately the 95% confidence level using a coverage factor of k=1.96.

4 TEST CONDITIONS AND RESULTS

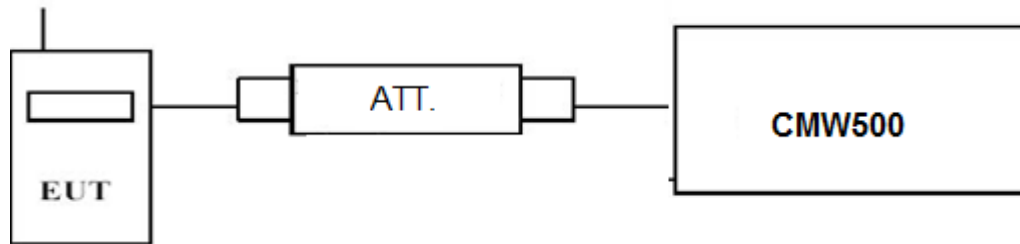
4.1 Output Power

TEST APPLICABLE

During the process of testing, the EUT was controlled via R&S Digital Radio Communication tester (CMW500) to ensure max power transmission and proper modulation. This result contains output power and EIRP measurements for the EUT. In all cases, output power is within the specified limits.

4.1.1. Conducted Output Power

TEST CONFIGURATION



TEST PROCEDURE

Conducted Power Measurement:

- Place the EUT on a bench and set it in transmitting mode.
- Connect a low loss RF cable from the antenna port to a CMW500 by an Att.
- EUT Communicate with CMW500 then selects a channel for testing.
- Add a correction factor to the display CMW500, and then test.

TEST RESULTS

Remark:

- We were tested all RB Configuration refer 3GPP TS136 521 for each Channel Bandwidth of LTE FDD Band 2, LTE FDD Band 4, LTE FDD Band 5, LTE FDD Band 7, LTE FDD Band 17;
- For E-UTRA Band 2, please refer to Appendix A: Section A.1
- For E-UTRA Band 4, please refer to Appendix B: Section B.1
- For E-UTRA Band 5, please refer to Appendix C: Section C.1
- For E-UTRA Band 7, please refer to Appendix D: Section D.1
- For E-UTRA Band 17, please refer to Appendix E: Section E.1

4.1.2. Radiated Output Power

LIMIT

This is the test for the maximum radiated power from the EUT.

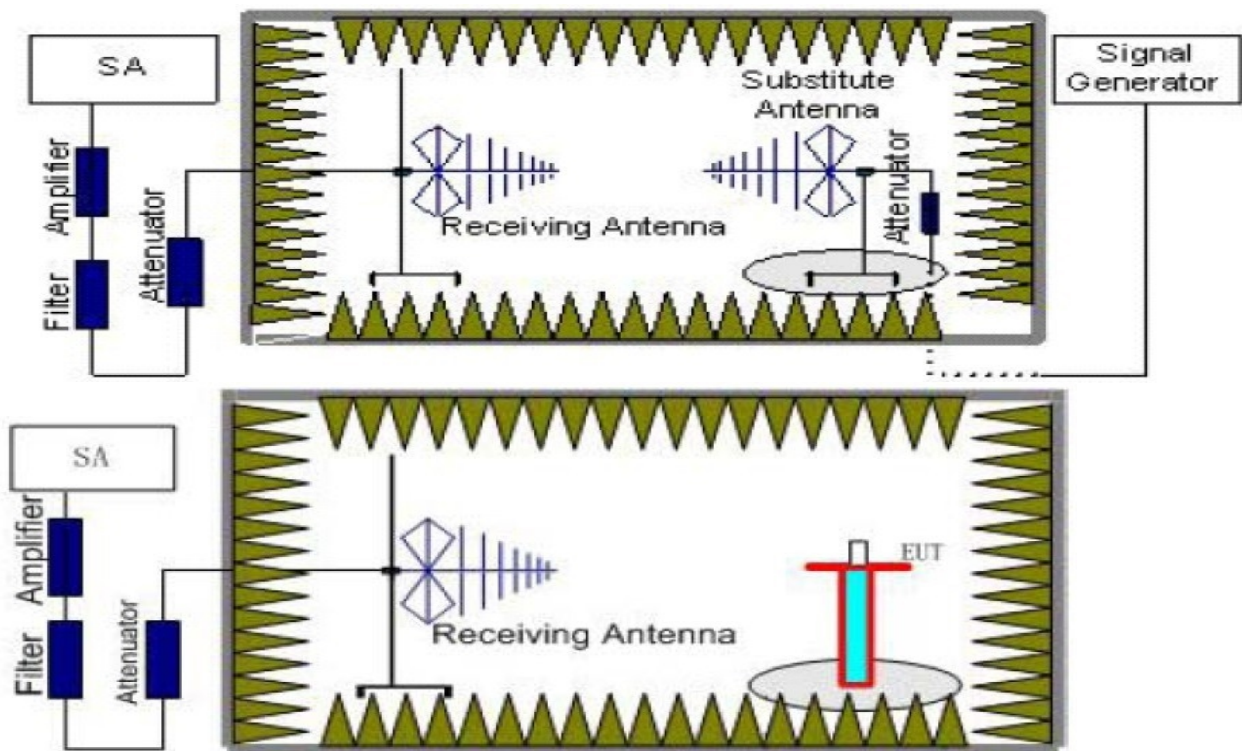
Per §22.913(2) Extend coverage on a secondary basis into cellular unserved areas, as those areas are defined in §22.949, the ERP of base transmitters and cellular repeaters of such systems must not exceed 1000 Watts. The ERP of mobile transmitters and auxiliary test transmitters must not exceed 7 Watts.

Rule Part 24.232(c) specifies, "Mobile/portable stations are limited to 2 watts e.i.r.p. Peak power" and 24.232(e) specifies that "Peak transmit power must be measured over any interval of continuous transmission using instrumentation calibrated in terms of an rms-equivalent voltage." Rule Part 22.913(a) specifies "The ERP of mobile transmitters and auxiliary test transmitters must not exceed 7 Watts."

Per Part 27.50(d) (4) specifies, Fixed, mobile, and portable (hand-held) stations operating in the 1710-1755MHz band are limited to 1W EIRP. Fixed stations operating in this band are limited to a maximum antenna height of 10 meters above ground. Mobile and portable stations operating in this band must employ a means for limiting power to the minimum necessary for successful communications.

According to § 27.50 C(10): Portable stations (hand-held devices) in the 600 MHz uplink band and the 698-746 MHz band, and fixed and mobile stations in the 600 MHz uplink band are limited to 3 watts ERP."

TEST CONFIGURATION



TEST PROCEDURE

1. EUT was placed on a 1.50 meter high non-conductive stand at a 3 meter test distance from the receive antenna. A receiving antenna was placed on the antenna mast 3 meters from the EUT for emission measurements. The height of receiving antenna is 1.50m. Detected emissions were maximized at each frequency by rotating the EUT through 360° and adjusting the receiving antenna polarization. The radiated emission measurements of all transmit frequencies in three channels (High, Middle, Low) were measured with peak detector.
2. A log-periodic antenna or double-ridged waveguide horn antenna shall be substituted in place of the EUT. The log-periodic antenna will be driven by a signal generator and the level will be adjusted till the same power value on the spectrum analyzer or receiver. The level of the spurious emissions can be calculated through the level of the signal generator, cable loss, the gain of the substitution antenna and the reading of the spectrum analyzer or receiver.
3. The EUT is then put into continuously transmitting mode at its maximum power level during the test. Set Test Receiver or Spectrum RBW=1MHz, VBW=3MHz, And the maximum value of the receiver should be recorded as (P_r).

4. The EUT shall be replaced by a substitution antenna. In the chamber, a substitution antenna for the frequency band of interest is placed at the reference point of the chamber. An RF Signal source for the frequency band of interest is connected to the substitution antenna with a cable that has been constructed to not interfere with the radiation pattern of the antenna. A power (P_{Mea}) is applied to the input of the substitution antenna, and adjust the level of the signal generator output until the value of the receiver reach the previously recorded (P_r). The power of signal source (P_{Mea}) is recorded. The test should be performed by rotating the test item and adjusting the receiving antenna polarization.
5. A amplifier should be connected to the Signal Source output port. And the cable should be connect between the Amplifier and the Substitution Antenna. The cable loss (P_{cl}), the Substitution Antenna Gain (G_a) and the Amplifier Gain (P_{Ag}) should be recorded after test.
The measurement results are obtained as described below:
 $Power(EIRP) = P_{Mea} - P_{cl} + G_a$
6. This value is EIRP since the measurement is calibrated using an antenna of known gain (2.15 dBi) and known input power.
7. ERP can be calculated from EIRP by subtracting the gain of the dipole, $ERP = EIRP - 2.15dBi$.

TEST RESULTS

Radiated Measurement:

Remark:

1. We were tested all RB Configuration refer 3GPP TS136 521 for each Channel Bandwidth of LTE FDD Band 2, LTE FDD Band 4, LTE FDD Band 5, LTE FDD Band 7, LTE FDD Band 17; recorded worst case for each Channel Bandwidth of LTE FDD Band 2, LTE FDD Band 4, LTE FDD Band 5, LTE FDD Band 7, LTE FDD Band 17.
2. $EIRP = P_{Mea}(dBm) - P_{cl}(dB) + P_{Ag}(dB) + G_a(dBi)$
3. $ERP = EIRP - 2.15dBi$ as EIRP by subtracting the gain of the dipole.
4. Margin = Emission Level - Limit
5. We test the H direction and V direction recorded worst case

LTE FDD Band 2_Channel Bandwidth 1.4MHz_QPSK

| Frequency (MHz) | P_{Mea} (dBm) | P_{cl} (dB) | G_a Antenna Gain(dB) | P_{Ag} (dB) | Peak EIRP (dBm) | Limit (dBm) | Margin (dB) | Polarization |
|-----------------|-----------------|---------------|------------------------|---------------|-----------------|-------------|-------------|--------------|
| 1850.70 | -20.20 | 4.03 | 8.38 | 35.51 | 19.66 | 33.01 | -13.35 | V |
| 1880.00 | -20.67 | 4.08 | 8.33 | 35.56 | 19.14 | 33.01 | -13.87 | V |
| 1909.30 | -19.39 | 4.14 | 8.26 | 35.63 | 20.36 | 33.01 | -12.65 | V |

LTE FDD Band 2_Channel Bandwidth 3MHz_QPSK

| Frequency (MHz) | P_{Mea} (dBm) | P_{cl} (dB) | G_a Antenna Gain(dB) | P_{Ag} (dB) | Peak EIRP (dBm) | Limit (dBm) | Margin (dB) | Polarization |
|-----------------|-----------------|---------------|------------------------|---------------|-----------------|-------------|-------------|--------------|
| 1851.50 | -20.35 | 4.03 | 8.38 | 35.51 | 19.51 | 33.01 | -13.50 | V |
| 1880.00 | -20.99 | 4.08 | 8.33 | 35.56 | 18.82 | 33.01 | -14.19 | V |
| 1908.50 | -20.76 | 4.14 | 8.26 | 35.63 | 18.99 | 33.01 | -14.02 | V |

LTE FDD Band 2_Channel Bandwidth 5MHz_QPSK

| Frequency (MHz) | P_{Mea} (dBm) | P_{cl} (dB) | G_a Antenna Gain(dB) | P_{Ag} (dB) | Peak EIRP (dBm) | Limit (dBm) | Margin (dB) | Polarization |
|-----------------|-----------------|---------------|------------------------|---------------|-----------------|-------------|-------------|--------------|
| 1852.50 | -19.75 | 4.03 | 8.38 | 35.51 | 20.11 | 33.01 | -12.90 | V |
| 1880.00 | -19.03 | 4.08 | 8.33 | 35.56 | 20.78 | 33.01 | -12.23 | V |
| 1907.50 | -19.03 | 4.14 | 8.26 | 35.63 | 20.72 | 33.01 | -12.29 | V |

LTE FDD Band 2_Channel Bandwidth 10MHz_QPSK

| Frequency (MHz) | P_{Mea} (dBm) | P_{cl} (dB) | G_a Antenna Gain(dB) | P_{Ag} (dB) | Peak EIRP (dBm) | Limit (dBm) | Margin (dB) | Polarization |
|-----------------|-----------------|---------------|------------------------|---------------|-----------------|-------------|-------------|--------------|
| 1855.00 | -19.88 | 4.03 | 8.38 | 35.51 | 19.98 | 33.01 | -13.03 | V |
| 1880.00 | -19.22 | 4.08 | 8.33 | 35.56 | 20.59 | 33.01 | -12.42 | V |
| 1905.00 | -19.19 | 4.14 | 8.26 | 35.63 | 20.56 | 33.01 | -12.45 | V |

LTE FDD Band 2_Channel Bandwidth 15MHz_QPSK

| Frequency (MHz) | P _{Mea} (dBm) | P _{cl} (dB) | G _a Antenna Gain(dB) | P _{Ag} (dB) | Peak EIRP (dBm) | Limit (dBm) | Margin (dB) | Polarization |
|-----------------|------------------------|----------------------|---------------------------------|----------------------|-----------------|-------------|-------------|--------------|
| 1857.50 | -19.65 | 4.03 | 8.38 | 35.51 | 20.21 | 33.01 | -12.80 | V |
| 1880.00 | -20.13 | 4.08 | 8.33 | 35.56 | 19.68 | 33.01 | -13.33 | V |
| 1902.50 | -20.89 | 4.14 | 8.26 | 35.63 | 18.86 | 33.01 | -14.15 | V |

LTE FDD Band 2_Channel Bandwidth 20MHz_QPSK

| Frequency (MHz) | P _{Mea} (dBm) | P _{cl} (dB) | G _a Antenna Gain(dB) | P _{Ag} (dB) | Peak EIRP (dBm) | Limit (dBm) | Margin (dB) | Polarization |
|-----------------|------------------------|----------------------|---------------------------------|----------------------|-----------------|-------------|-------------|--------------|
| 1860.00 | -19.65 | 4.03 | 8.38 | 35.51 | 20.21 | 33.01 | -12.80 | V |
| 1880.00 | -20.10 | 4.08 | 8.33 | 35.56 | 19.71 | 33.01 | -13.30 | V |
| 1900.00 | -19.47 | 4.14 | 8.26 | 35.63 | 20.28 | 33.01 | -12.73 | V |

LTE FDD Band 2_Channel Bandwidth 1.4MHz_16QAM

| Frequency (MHz) | P _{Mea} (dBm) | P _{cl} (dB) | G _a Antenna Gain(dB) | P _{Ag} (dB) | Peak EIRP (dBm) | Limit (dBm) | Margin (dB) | Polarization |
|-----------------|------------------------|----------------------|---------------------------------|----------------------|-----------------|-------------|-------------|--------------|
| 1850.70 | -21.76 | 4.03 | 8.38 | 35.51 | 18.10 | 33.01 | -14.91 | V |
| 1880.00 | -20.29 | 4.08 | 8.33 | 35.56 | 19.52 | 33.01 | -13.49 | V |
| 1909.30 | -20.34 | 4.14 | 8.26 | 35.63 | 19.41 | 33.01 | -13.60 | V |

LTE FDD Band 2_Channel Bandwidth 3MHz_16QAM

| Frequency (MHz) | P _{Mea} (dBm) | P _{cl} (dB) | G _a Antenna Gain(dB) | P _{Ag} (dB) | Peak EIRP (dBm) | Limit (dBm) | Margin (dB) | Polarization |
|-----------------|------------------------|----------------------|---------------------------------|----------------------|-----------------|-------------|-------------|--------------|
| 1851.50 | -20.41 | 4.03 | 8.38 | 35.51 | 19.45 | 33.01 | -13.56 | V |
| 1880.00 | -21.35 | 4.08 | 8.33 | 35.56 | 18.46 | 33.01 | -14.55 | V |
| 1908.50 | -20.59 | 4.14 | 8.26 | 35.63 | 19.16 | 33.01 | -13.85 | V |

LTE FDD Band 2_Channel Bandwidth 5MHz_16QAM

| Frequency (MHz) | P _{Mea} (dBm) | P _{cl} (dB) | G _a Antenna Gain(dB) | P _{Ag} (dB) | Peak EIRP (dBm) | Limit (dBm) | Margin (dB) | Polarization |
|-----------------|------------------------|----------------------|---------------------------------|----------------------|-----------------|-------------|-------------|--------------|
| 1852.50 | -21.48 | 4.03 | 8.38 | 35.51 | 18.38 | 33.01 | -14.63 | V |
| 1880.00 | -20.80 | 4.08 | 8.33 | 35.56 | 19.01 | 33.01 | -14.00 | V |
| 1907.50 | -21.99 | 4.14 | 8.26 | 35.63 | 17.76 | 33.01 | -15.25 | V |

LTE FDD Band 2_Channel Bandwidth 10MHz_16QAM

| Frequency (MHz) | P _{Mea} (dBm) | P _{cl} (dB) | G _a Antenna Gain(dB) | P _{Ag} (dB) | Peak EIRP (dBm) | Limit (dBm) | Margin (dB) | Polarization |
|-----------------|------------------------|----------------------|---------------------------------|----------------------|-----------------|-------------|-------------|--------------|
| 1855.00 | -21.83 | 4.03 | 8.38 | 35.51 | 18.03 | 33.01 | -14.98 | V |
| 1880.00 | -21.34 | 4.08 | 8.33 | 35.56 | 18.47 | 33.01 | -14.54 | V |
| 1905.00 | -20.82 | 4.14 | 8.26 | 35.63 | 18.93 | 33.01 | -14.08 | V |

LTE FDD Band 2_Channel Bandwidth 15MHz_16QAM

| Frequency (MHz) | P _{Mea} (dBm) | P _{cl} (dB) | G _a Antenna Gain(dB) | P _{Ag} (dB) | Peak EIRP (dBm) | Limit (dBm) | Margin (dB) | Polarization |
|-----------------|------------------------|----------------------|---------------------------------|----------------------|-----------------|-------------|-------------|--------------|
| 1857.50 | -21.11 | 4.03 | 8.38 | 35.51 | 18.75 | 33.01 | -14.26 | V |
| 1880.00 | -20.74 | 4.08 | 8.33 | 35.56 | 19.07 | 33.01 | -13.94 | V |
| 1902.50 | -20.78 | 4.14 | 8.26 | 35.63 | 18.97 | 33.01 | -14.04 | V |

LTE FDD Band 2_Channel Bandwidth 20MHz_16QAM

| Frequency (MHz) | P _{Mea} (dBm) | P _{cl} (dB) | G _a Antenna Gain(dB) | P _{Ag} (dB) | Peak EIRP (dBm) | Limit (dBm) | Margin (dB) | Polarization |
|-----------------|------------------------|----------------------|---------------------------------|----------------------|-----------------|-------------|-------------|--------------|
| 1860.00 | -21.64 | 4.03 | 8.38 | 35.51 | 18.22 | 33.01 | -14.79 | V |
| 1880.00 | -21.64 | 4.08 | 8.33 | 35.56 | 18.17 | 33.01 | -14.84 | V |
| 1900.00 | -20.77 | 4.14 | 8.26 | 35.63 | 18.98 | 33.01 | -14.03 | V |

LTE FDD Band 4_Channel Bandwidth 1.4MHz_QPSK

| Frequency (MHz) | P _{Mea} (dBm) | P _{cl} (dB) | G _a Antenna Gain(dB) | P _{Ag} (dB) | Peak EIRP (dBm) | Limit (dBm) | Margin (dB) | Polarization |
|-----------------|------------------------|----------------------|---------------------------------|----------------------|-----------------|-------------|-------------|--------------|
| 1710.7 | -19.17 | 3.93 | 9.05 | 34.96 | 20.91 | 30.00 | -9.09 | V |
| 1732.5 | -17.80 | 3.93 | 8.89 | 35.01 | 22.17 | 30.00 | -7.83 | V |
| 1754.3 | -19.79 | 3.94 | 8.76 | 35.08 | 20.11 | 30.00 | -9.89 | V |

LTE FDD Band 4_Channel Bandwidth 3MHz_QPSK

| Frequency (MHz) | P _{Mea} (dBm) | P _{cl} (dB) | G _a Antenna Gain(dB) | P _{Ag} (dB) | Peak EIRP (dBm) | Limit (dBm) | Margin (dB) | Polarization |
|-----------------|------------------------|----------------------|---------------------------------|----------------------|-----------------|-------------|-------------|--------------|
| 1711.50 | -18.64 | 3.93 | 9.05 | 34.96 | 21.44 | 30.00 | -8.56 | V |
| 1732.50 | -18.45 | 3.93 | 8.89 | 35.01 | 21.52 | 30.00 | -8.48 | V |
| 1753.40 | -19.03 | 3.94 | 8.76 | 35.08 | 20.87 | 30.00 | -9.13 | V |

LTE FDD Band 4_Channel Bandwidth 5MHz_QPSK

| Frequency (MHz) | P _{Mea} (dBm) | P _{cl} (dB) | G _a Antenna Gain(dB) | P _{Ag} (dB) | Peak EIRP (dBm) | Limit (dBm) | Margin (dB) | Polarization |
|-----------------|------------------------|----------------------|---------------------------------|----------------------|-----------------|-------------|-------------|--------------|
| 1712.50 | -18.05 | 3.93 | 9.05 | 34.96 | 22.03 | 30.00 | -7.97 | V |
| 1732.50 | -17.80 | 3.93 | 8.89 | 35.01 | 22.17 | 30.00 | -7.83 | V |
| 1752.50 | -18.79 | 3.94 | 8.76 | 35.08 | 21.11 | 30.00 | -8.89 | V |

LTE FDD Band 4_Channel Bandwidth 10MHz_QPSK

| Frequency (MHz) | P _{Mea} (dBm) | P _{cl} (dB) | G _a Antenna Gain(dB) | P _{Ag} (dB) | Peak EIRP (dBm) | Limit (dBm) | Margin (dB) | Polarization |
|-----------------|------------------------|----------------------|---------------------------------|----------------------|-----------------|-------------|-------------|--------------|
| 1715.00 | -20.00 | 3.93 | 9.05 | 34.96 | 20.08 | 30.00 | -9.92 | V |
| 1732.50 | -19.00 | 3.93 | 8.89 | 35.01 | 20.97 | 30.00 | -9.03 | V |
| 1750.00 | -19.11 | 3.94 | 8.76 | 35.08 | 20.79 | 30.00 | -9.21 | V |

LTE FDD Band 4_Channel Bandwidth 15MHz_QPSK

| Frequency (MHz) | P _{Mea} (dBm) | P _{cl} (dB) | G _a Antenna Gain(dB) | P _{Ag} (dB) | Peak EIRP (dBm) | Limit (dBm) | Margin (dB) | Polarization |
|-----------------|------------------------|----------------------|---------------------------------|----------------------|-----------------|-------------|-------------|--------------|
| 1717.50 | -18.00 | 3.93 | 9.05 | 34.96 | 22.08 | 30.00 | -7.92 | V |
| 1732.50 | -18.87 | 3.93 | 8.89 | 35.01 | 21.10 | 30.00 | -8.90 | V |
| 1747.50 | -18.72 | 3.94 | 8.76 | 35.08 | 21.18 | 30.00 | -8.82 | V |

LTE FDD Band 4_Channel Bandwidth 20MHz_QPSK

| Frequency (MHz) | P _{Mea} (dBm) | P _{cl} (dB) | G _a Antenna Gain(dB) | P _{Ag} (dB) | Peak EIRP (dBm) | Limit (dBm) | Margin (dB) | Polarization |
|-----------------|------------------------|----------------------|---------------------------------|----------------------|-----------------|-------------|-------------|--------------|
| 1720.00 | -17.11 | 3.93 | 9.05 | 34.96 | 22.97 | 30.00 | -7.03 | V |
| 1732.50 | -18.48 | 3.93 | 8.89 | 35.01 | 21.49 | 30.00 | -8.51 | V |
| 1745.00 | -19.09 | 3.94 | 8.76 | 35.08 | 20.81 | 30.00 | -9.19 | V |

LTE FDD Band 4_Channel Bandwidth 1.4MHz_16QAM

| Frequency (MHz) | P _{Mea} (dBm) | P _{cl} (dB) | G _a Antenna Gain(dB) | P _{Ag} (dB) | Peak EIRP (dBm) | Limit (dBm) | Margin (dB) | Polarization |
|-----------------|------------------------|----------------------|---------------------------------|----------------------|-----------------|-------------|-------------|--------------|
| 1710.70 | -18.23 | 3.93 | 9.05 | 34.96 | 21.85 | 30.00 | -8.15 | V |
| 1732.50 | -19.26 | 3.93 | 8.89 | 35.01 | 20.71 | 30.00 | -9.29 | V |
| 1754.30 | -18.65 | 3.94 | 8.76 | 35.08 | 21.25 | 30.00 | -8.75 | V |

LTE FDD Band 4_Channel Bandwidth 3MHz_16QAM

| Frequency (MHz) | P _{Mea} (dBm) | P _{cl} (dB) | G _a Antenna Gain(dB) | P _{Ag} (dB) | Peak EIRP (dBm) | Limit (dBm) | Margin (dB) | Polarization |
|-----------------|------------------------|----------------------|---------------------------------|----------------------|-----------------|-------------|-------------|--------------|
| 1711.50 | -19.85 | 3.93 | 9.05 | 34.96 | 20.23 | 30.00 | -9.77 | V |
| 1732.50 | -19.69 | 3.93 | 8.89 | 35.01 | 20.28 | 30.00 | -9.72 | V |
| 1753.40 | -19.97 | 3.94 | 8.76 | 35.08 | 19.93 | 30.00 | -10.07 | V |

LTE FDD Band 4_Channel Bandwidth 5MHz_16QAM

| Frequency (MHz) | P _{Mea} (dBm) | P _{cl} (dB) | G _a Antenna Gain(dB) | P _{Ag} (dB) | Peak EIRP (dBm) | Limit (dBm) | Margin (dB) | Polarization |
|-----------------|------------------------|----------------------|---------------------------------|----------------------|-----------------|-------------|-------------|--------------|
| 1712.50 | -18.58 | 3.93 | 9.05 | 34.96 | 21.50 | 30.00 | -8.50 | V |
| 1732.50 | -18.51 | 3.93 | 8.89 | 35.01 | 21.46 | 30.00 | -8.54 | V |
| 1752.50 | -18.85 | 3.94 | 8.76 | 35.08 | 21.05 | 30.00 | -8.95 | V |

LTE FDD Band 4_Channel Bandwidth 10MHz_16QAM

| Frequency (MHz) | P _{Mea} (dBm) | P _{cl} (dB) | G _a Antenna Gain(dB) | P _{Ag} (dB) | Peak EIRP (dBm) | Limit (dBm) | Margin (dB) | Polarization |
|-----------------|------------------------|----------------------|---------------------------------|----------------------|-----------------|-------------|-------------|--------------|
| 1715.00 | -19.37 | 3.93 | 9.05 | 34.96 | 20.71 | 30.00 | -9.29 | V |
| 1732.50 | -18.59 | 3.93 | 8.89 | 35.01 | 21.38 | 30.00 | -8.62 | V |
| 1750.00 | -19.41 | 3.94 | 8.76 | 35.08 | 20.49 | 30.00 | -9.51 | V |

LTE FDD Band 4_Channel Bandwidth 15MHz_16QAM

| Frequency (MHz) | P _{Mea} (dBm) | P _{cl} (dB) | G _a Antenna Gain(dB) | P _{Ag} (dB) | Peak EIRP (dBm) | Limit (dBm) | Margin (dB) | Polarization |
|-----------------|------------------------|----------------------|---------------------------------|----------------------|-----------------|-------------|-------------|--------------|
| 1717.50 | -19.44 | 3.93 | 9.05 | 34.96 | 20.64 | 30.00 | -9.36 | V |
| 1732.50 | -19.53 | 3.93 | 8.89 | 35.01 | 20.44 | 30.00 | -9.56 | V |
| 1747.50 | -19.10 | 3.94 | 8.76 | 35.08 | 20.80 | 30.00 | -9.20 | V |

LTE FDD Band 4_Channel Bandwidth 20MHz_16QAM

| Frequency (MHz) | P _{Mea} (dBm) | P _{cl} (dB) | G _a Antenna Gain(dB) | P _{Ag} (dB) | Peak EIRP (dBm) | Limit (dBm) | Margin (dB) | Polarization |
|-----------------|------------------------|----------------------|---------------------------------|----------------------|-----------------|-------------|-------------|--------------|
| 1720.00 | -18.41 | 3.93 | 9.05 | 34.96 | 21.67 | 30.00 | -8.33 | V |
| 1732.50 | -19.13 | 3.93 | 8.89 | 35.01 | 20.84 | 30.00 | -9.16 | V |
| 1745.00 | -18.32 | 3.94 | 8.76 | 35.08 | 21.58 | 30.00 | -8.42 | V |

LTE FDD Band 5_Channel Bandwidth 1.4MHz_QPSK

| Frequency (MHz) | P _{Mea} (dBm) | P _{cl} (dB) | G _a Antenna Gain(dB) | Correction (dB) | P _{Ag} (dB) | Peak ERP (dBm) | Limit (dBm) | Margin (dB) | Polarization |
|-----------------|------------------------|----------------------|---------------------------------|-----------------|----------------------|----------------|-------------|-------------|--------------|
| 824.70 | -17.58 | 3.45 | 8.45 | 2.15 | 33.79 | 19.06 | 38.45 | -19.39 | V |
| 836.50 | -16.68 | 3.49 | 8.45 | 2.15 | 33.85 | 19.98 | 38.45 | -18.47 | V |
| 848.30 | -17.87 | 3.55 | 8.36 | 2.15 | 33.88 | 18.67 | 38.45 | -19.78 | V |

LTE FDD Band 5_Channel Bandwidth 3MHz_QPSK

| Frequency (MHz) | P _{Mea} (dBm) | P _{cl} (dB) | G _a Antenna Gain(dB) | Correction (dB) | P _{Ag} (dB) | Peak ERP (dBm) | Limit (dBm) | Margin (dB) | Polarization |
|-----------------|------------------------|----------------------|---------------------------------|-----------------|----------------------|----------------|-------------|-------------|--------------|
| 825.50 | -16.50 | 3.45 | 8.45 | 2.15 | 33.79 | 20.14 | 38.45 | -18.31 | V |
| 836.50 | -16.37 | 3.49 | 8.45 | 2.15 | 33.85 | 20.29 | 38.45 | -18.16 | V |
| 847.50 | -16.09 | 3.55 | 8.36 | 2.15 | 33.88 | 20.45 | 38.45 | -18.00 | V |

LTE FDD Band 5_Channel Bandwidth 5MHz_QPSK

| Frequency (MHz) | P _{Mea} (dBm) | P _{cl} (dB) | G _a Antenna Gain(dB) | Correction (dB) | P _{Ag} (dB) | Peak ERP (dBm) | Limit (dBm) | Margin (dB) | Polarization |
|-----------------|------------------------|----------------------|---------------------------------|-----------------|----------------------|----------------|-------------|-------------|--------------|
| 826.50 | -17.43 | 3.45 | 8.45 | 2.15 | 33.79 | 19.21 | 38.45 | -19.24 | V |
| 836.50 | -16.33 | 3.49 | 8.45 | 2.15 | 33.85 | 20.33 | 38.45 | -18.12 | V |
| 846.50 | -17.70 | 3.55 | 8.36 | 2.15 | 33.88 | 18.84 | 38.45 | -19.61 | V |

LTE FDD Band 5_Channel Bandwidth 10MHz_QPSK

| Frequency (MHz) | P _{Mea} (dBm) | P _{cl} (dB) | G _a Antenna Gain(dB) | Correction (dB) | P _{Ag} (dB) | Peak ERP (dBm) | Limit (dBm) | Margin (dB) | Polarization |
|-----------------|------------------------|----------------------|---------------------------------|-----------------|----------------------|----------------|-------------|-------------|--------------|
| 829.00 | -16.34 | 3.45 | 8.45 | 2.15 | 33.79 | 20.30 | 38.45 | -18.15 | V |
| 836.50 | -17.32 | 3.49 | 8.45 | 2.15 | 33.85 | 19.34 | 38.45 | -19.11 | V |
| 844.00 | -16.26 | 3.55 | 8.36 | 2.15 | 33.88 | 20.28 | 38.45 | -18.17 | V |

LTE FDD Band 5_Channel Bandwidth 1.4MHz_16QAM

| Frequency (MHz) | P _{Mea} (dBm) | P _{cl} (dB) | G _a Antenna Gain(dB) | Correction (dB) | P _{Ag} (dB) | Peak ERP (dBm) | Limit (dBm) | Margin (dB) | Polarization |
|-----------------|------------------------|----------------------|---------------------------------|-----------------|----------------------|----------------|-------------|-------------|--------------|
| 824.70 | -16.86 | 3.45 | 8.45 | 2.15 | 33.79 | 19.78 | 38.45 | -18.67 | V |
| 836.50 | -16.85 | 3.49 | 8.45 | 2.15 | 33.85 | 19.81 | 38.45 | -18.64 | V |
| 848.30 | -17.05 | 3.55 | 8.36 | 2.15 | 33.88 | 19.49 | 38.45 | -18.96 | V |

LTE FDD Band 5_Channel Bandwidth 3MHz_16QAM

| Frequency (MHz) | P _{Mea} (dBm) | P _{cl} (dB) | G _a Antenna Gain(dB) | Correction (dB) | P _{Ag} (dB) | Peak ERP (dBm) | Limit (dBm) | Margin (dB) | Polarization |
|-----------------|------------------------|----------------------|---------------------------------|-----------------|----------------------|----------------|-------------|-------------|--------------|
| 825.50 | -16.29 | 3.45 | 8.45 | 2.15 | 33.79 | 20.35 | 38.45 | -18.10 | V |
| 836.50 | -16.17 | 3.49 | 8.45 | 2.15 | 33.85 | 20.49 | 38.45 | -17.96 | V |
| 847.50 | -16.35 | 3.55 | 8.36 | 2.15 | 33.88 | 20.19 | 38.45 | -18.26 | V |

LTE FDD Band 5_Channel Bandwidth 5MHz_16QAM

| Frequency (MHz) | P _{Mea} (dBm) | P _{cl} (dB) | G _a Antenna Gain(dB) | Correction (dB) | P _{Ag} (dB) | Peak ERP (dBm) | Limit (dBm) | Margin (dB) | Polarization |
|-----------------|------------------------|----------------------|---------------------------------|-----------------|----------------------|----------------|-------------|-------------|--------------|
| 826.50 | -17.48 | 3.45 | 8.45 | 2.15 | 33.79 | 19.16 | 38.45 | -19.29 | V |
| 836.50 | -17.68 | 3.49 | 8.45 | 2.15 | 33.85 | 18.98 | 38.45 | -19.47 | V |
| 846.50 | -17.80 | 3.55 | 8.36 | 2.15 | 33.88 | 18.74 | 38.45 | -19.71 | V |

LTE FDD Band 5_Channel Bandwidth 10MHz_16QAM

| Frequency (MHz) | P _{Mea} (dBm) | P _{cl} (dB) | G _a Antenna Gain(dB) | Correction (dB) | P _{Ag} (dB) | Peak ERP (dBm) | Limit (dBm) | Margin (dB) | Polarization |
|-----------------|------------------------|----------------------|---------------------------------|-----------------|----------------------|----------------|-------------|-------------|--------------|
| 829.00 | -16.43 | 3.45 | 8.45 | 2.15 | 33.79 | 20.21 | 38.45 | -18.24 | V |
| 836.50 | -16.54 | 3.49 | 8.45 | 2.15 | 33.85 | 20.12 | 38.45 | -18.33 | V |
| 844.00 | -16.44 | 3.55 | 8.36 | 2.15 | 33.88 | 20.10 | 38.45 | -18.35 | V |

LTE FDD Band 7_Channel Bandwidth 5MHz_QPSK

| Frequency (MHz) | P _{Mea} (dBm) | P _{cl} (dB) | G _a Antenna Gain(dB) | P _{Ag} (dB) | Peak EIRP (dBm) | Limit (dBm) | Margin (dB) | Polarization |
|-----------------|------------------------|----------------------|---------------------------------|----------------------|-----------------|-------------|-------------|--------------|
| 2502.5 | -18.25 | 4.32 | 6.80 | 36.14 | 20.37 | 33.01 | -12.64 | V |
| 2535.0 | -18.47 | 4.32 | 6.61 | 36.17 | 19.99 | 33.01 | -13.02 | V |
| 2567.5 | -18.89 | 4.33 | 6.57 | 36.22 | 19.57 | 33.01 | -13.44 | V |

LTE FDD Band 7_Channel Bandwidth 10MHz_QPSK

| Frequency (MHz) | P _{Mea} (dBm) | P _{cl} (dB) | G _a Antenna Gain(dB) | P _{Ag} (dB) | Peak EIRP (dBm) | Limit (dBm) | Margin (dB) | Polarization |
|-----------------|------------------------|----------------------|---------------------------------|----------------------|-----------------|-------------|-------------|--------------|
| 2505.0 | -18.01 | 4.32 | 6.80 | 36.14 | 20.61 | 33.01 | -12.40 | V |
| 2535.0 | -18.19 | 4.32 | 6.61 | 36.17 | 20.27 | 33.01 | -12.74 | V |
| 2565.0 | -18.95 | 4.33 | 6.57 | 36.22 | 19.51 | 33.01 | -13.50 | V |

LTE FDD Band 7_Channel Bandwidth 15MHz_QPSK

| Frequency (MHz) | P _{Mea} (dBm) | P _{cl} (dB) | G _a Antenna Gain(dB) | P _{Ag} (dB) | Peak EIRP (dBm) | Limit (dBm) | Margin (dB) | Polarization |
|-----------------|------------------------|----------------------|---------------------------------|----------------------|-----------------|-------------|-------------|--------------|
| 2507.5 | -18.80 | 4.32 | 6.80 | 36.14 | 19.82 | 33.01 | -13.19 | V |
| 2535.0 | -18.71 | 4.32 | 6.61 | 36.17 | 19.75 | 33.01 | -13.26 | V |
| 2562.5 | -18.45 | 4.33 | 6.57 | 36.22 | 20.01 | 33.01 | -13.00 | V |

LTE FDD Band 7_Channel Bandwidth 20MHz_QPSK

| Frequency (MHz) | P _{Mea} (dBm) | P _{cl} (dB) | G _a Antenna Gain(dB) | P _{Ag} (dB) | Peak EIRP (dBm) | Limit (dBm) | Margin (dB) | Polarization |
|-----------------|------------------------|----------------------|---------------------------------|----------------------|-----------------|-------------|-------------|--------------|
| 2510.0 | -18.51 | 4.32 | 6.80 | 36.14 | 20.11 | 33.01 | -12.90 | V |
| 2535.0 | -18.84 | 4.32 | 6.61 | 36.17 | 19.62 | 33.01 | -13.39 | V |
| 2560.0 | -18.67 | 4.33 | 6.57 | 36.22 | 19.79 | 33.01 | -13.22 | V |

LTE FDD Band 7_Channel Bandwidth 5MHz_16QAM

| Frequency (MHz) | P _{Mea} (dBm) | P _{cl} (dB) | G _a Antenna Gain(dB) | P _{Ag} (dB) | Peak EIRP (dBm) | Limit (dBm) | Margin (dB) | Polarization |
|-----------------|------------------------|----------------------|---------------------------------|----------------------|-----------------|-------------|-------------|--------------|
| 2502.5 | -19.82 | 4.32 | 6.80 | 36.14 | 18.80 | 33.01 | -14.21 | V |
| 2535.0 | -19.05 | 4.32 | 6.61 | 36.17 | 19.41 | 33.01 | -13.60 | V |
| 2567.5 | -19.84 | 4.33 | 6.57 | 36.22 | 18.62 | 33.01 | -14.39 | V |

LTE FDD Band 7_Channel Bandwidth 10MHz_16QAM

| Frequency (MHz) | P _{Mea} (dBm) | P _{cl} (dB) | G _a Antenna Gain(dB) | P _{Ag} (dB) | Peak EIRP (dBm) | Limit (dBm) | Margin (dB) | Polarization |
|-----------------|------------------------|----------------------|---------------------------------|----------------------|-----------------|-------------|-------------|--------------|
| 2505.0 | -19.23 | 4.32 | 6.80 | 36.14 | 19.39 | 33.01 | -13.62 | V |
| 2535.0 | -19.81 | 4.32 | 6.61 | 36.17 | 18.65 | 33.01 | -14.36 | V |
| 2565.0 | -19.32 | 4.33 | 6.57 | 36.22 | 19.14 | 33.01 | -13.87 | V |

LTE FDD Band 7_Channel Bandwidth 15MHz_16QAM

| Frequency (MHz) | P _{Mea} (dBm) | P _{cl} (dB) | G _a Antenna Gain(dB) | P _{Ag} (dB) | Peak EIRP (dBm) | Limit (dBm) | Margin (dB) | Polarization |
|-----------------|------------------------|----------------------|---------------------------------|----------------------|-----------------|-------------|-------------|--------------|
| 2507.5 | -19.77 | 4.32 | 6.80 | 36.14 | 18.85 | 33.01 | -14.16 | V |
| 2535.0 | -19.55 | 4.32 | 6.61 | 36.17 | 18.91 | 33.01 | -14.10 | V |
| 2562.5 | -19.07 | 4.33 | 6.57 | 36.22 | 19.39 | 33.01 | -13.62 | V |

LTE FDD Band 7_Channel Bandwidth 20MHz_16QAM

| Frequency (MHz) | P _{Mea} (dBm) | P _{cl} (dB) | G _a Antenna Gain(dB) | P _{Ag} (dB) | Peak EIRP (dBm) | Limit (dBm) | Margin (dB) | Polarization |
|-----------------|------------------------|----------------------|---------------------------------|----------------------|-----------------|-------------|-------------|--------------|
| 2510.0 | -19.13 | 4.32 | 6.80 | 36.14 | 19.49 | 33.01 | -13.52 | V |
| 2535.0 | -19.29 | 4.32 | 6.61 | 36.17 | 19.17 | 33.01 | -13.84 | V |
| 2560.0 | -19.54 | 4.33 | 6.57 | 36.22 | 18.92 | 33.01 | -14.09 | V |

LTE FDD Band 17_Channel Bandwidth 5MHz_QPSK

| Frequency (MHz) | P _{Mea} (dBm) | P _{cl} (dB) | G _a Antenna Gain(dB) | Correction (dB) | P _{Ag} (dB) | Peak ERP (dBm) | Limit (dBm) | Margin (dB) | Polarization |
|-----------------|------------------------|----------------------|---------------------------------|-----------------|----------------------|----------------|-------------|-------------|--------------|
| 706.5 | -16.36 | 3.02 | 8.29 | 2.15 | 33.52 | 20.28 | 34.77 | -14.49 | V |
| 710.0 | -15.19 | 3.06 | 8.29 | 2.15 | 33.52 | 21.41 | 34.77 | -13.36 | V |
| 713.5 | -15.35 | 3.06 | 8.29 | 2.15 | 33.52 | 21.25 | 34.77 | -13.52 | V |

LTE FDD Band 17_Channel Bandwidth 10MHz_QPSK

| Frequency (MHz) | P _{Mea} (dBm) | P _{cl} (dB) | G _a Antenna Gain(dB) | Correction (dB) | P _{Ag} (dB) | Peak ERP (dBm) | Limit (dBm) | Margin (dB) | Polarization |
|-----------------|------------------------|----------------------|---------------------------------|-----------------|----------------------|----------------|-------------|-------------|--------------|
| 709.0 | -17.74 | 3.02 | 8.29 | 2.15 | 33.52 | 18.90 | 34.77 | -15.87 | V |
| 710.0 | -15.56 | 3.06 | 8.29 | 2.15 | 33.52 | 21.04 | 34.77 | -13.73 | V |
| 711.0 | -15.45 | 3.06 | 8.29 | 2.15 | 33.52 | 21.15 | 34.77 | -13.62 | V |

LTE FDD Band 17_Channel Bandwidth 5MHz_16QAM

| Frequency (MHz) | P _{Mea} (dBm) | P _{cl} (dB) | G _a Antenna Gain(dB) | Correction (dB) | P _{Ag} (dB) | Peak ERP (dBm) | Limit (dBm) | Margin (dB) | Polarization |
|-----------------|------------------------|----------------------|---------------------------------|-----------------|----------------------|----------------|-------------|-------------|--------------|
| 706.5 | -16.54 | 3.02 | 8.29 | 2.15 | 33.52 | 20.10 | 34.77 | -14.67 | V |
| 710.0 | -15.20 | 3.06 | 8.29 | 2.15 | 33.52 | 21.40 | 34.77 | -13.37 | V |
| 713.5 | -16.08 | 3.06 | 8.29 | 2.15 | 33.52 | 20.52 | 34.77 | -14.25 | V |

LTE FDD Band 17_Channel Bandwidth 10MHz_16QAM

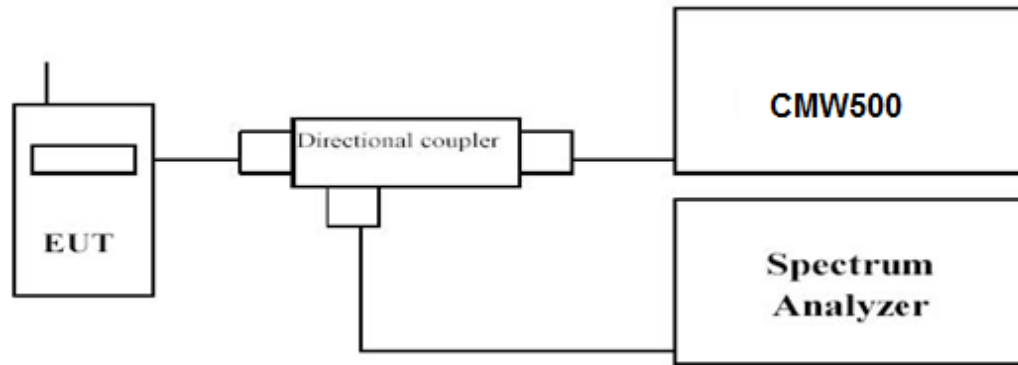
| Frequency (MHz) | P _{Mea} (dBm) | P _{cl} (dB) | G _a Antenna Gain(dB) | Correction (dB) | P _{Ag} (dB) | Peak ERP (dBm) | Limit (dBm) | Margin (dB) | Polarization |
|-----------------|------------------------|----------------------|---------------------------------|-----------------|----------------------|----------------|-------------|-------------|--------------|
| 709.0 | -17.29 | 3.02 | 8.29 | 2.15 | 33.52 | 19.35 | 34.77 | -15.42 | V |
| 710.0 | -17.27 | 3.06 | 8.29 | 2.15 | 33.52 | 19.33 | 34.77 | -15.44 | V |
| 711.0 | -16.30 | 3.06 | 8.29 | 2.15 | 33.52 | 20.30 | 34.77 | -14.47 | V |

4.2 Peak-to-Average Ratio (PAR)

LIMIT

The Peak-to-Average Ratio (PAR) of the transmission may not exceed 13 dB.

TEST CONFIGURATION



TEST PROCEDURE

1. Refer to instrument's analyzer instruction manual for details on how to use the power statistics/CCDF function;
2. Set resolution/measurement bandwidth \geq signal's occupied bandwidth;
3. Set the number of counts to a value that stabilizes the measured CCDF curve;
4. Set the measurement interval as follows:
 - 1). for continuous transmissions, set to 1 ms,
 - 2). for burst transmissions, employ an external trigger that is synchronized with the EUT burst timing sequence, or use the internal burst trigger with a trigger level that allows the burst to stabilize and set the measurement interval to a time that is less than or equal to the burst duration.
5. Record the maximum PAPR level associated with a probability of 0.1%.

TEST RESULTS

Remark:

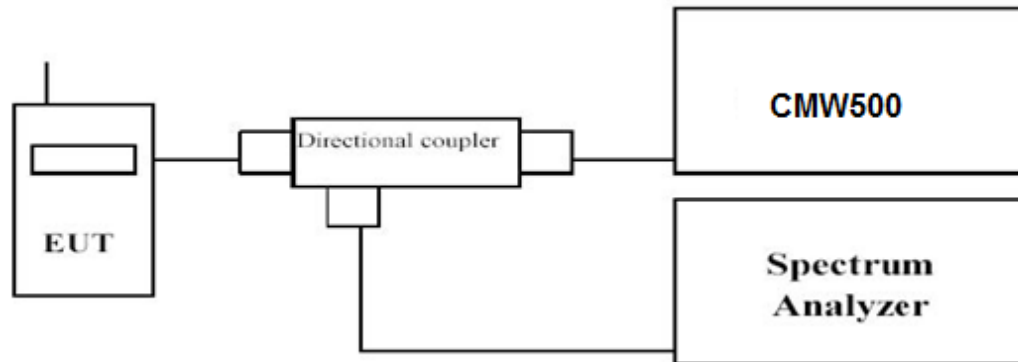
1. We were tested all RB Configuration refer 3GPP TS136 521 for each Channel Bandwidth of LTE FDD Band 2, LTE FDD Band 4, LTE FDD Band 5, LTE FDD Band 7, LTE FDD Band 17;
2. For E-UTRA Band 2, please refer to Appendix A: Section A.2
3. For E-UTRA Band 4, please refer to Appendix B: Section B.2
4. For E-UTRA Band 5, please refer to Appendix C: Section C.2
5. For E-UTRA Band 7, please refer to Appendix D: Section D.2
6. For E-UTRA Band 17, please refer to Appendix E: Section E.2

4.3 Occupied Bandwidth and Emission Bandwidth

LIMIT

N/A

TEST CONFIGURATION



TEST PROCEDURE

The transmitter output was connected to a calibrated coaxial cable and coupler, the other end of which was connected to a spectrum analyzer. The occupied bandwidth was measured with the spectrum analyzer at low, middle and high channel in each band. The -26dBc Emission bandwidth was also measured and recorded. Set RBW was set to about 1% of emission BW, VBW \geq 3 times RBW. -26dBc display line was placed on the screen (or 99% bandwidth), the occupied bandwidth is the delta frequency between the two points where the display line intersects the signal trace.

TEST RESULTS

Remark:

1. We were tested all RB Configuration refer 3GPP TS136 521 for each Channel Bandwidth of LTE FDD Band 2, LTE FDD Band 4, LTE FDD Band 5, LTE FDD Band 7, LTE FDD Band 17;
2. For E-UTRA Band 2, please refer to Appendix A: Section A.3
3. For E-UTRA Band 4, please refer to Appendix B: Section B.3
4. For E-UTRA Band 5, please refer to Appendix C: Section C.3
5. For E-UTRA Band 7, please refer to Appendix D: Section D.3
6. For E-UTRA Band 17, please refer to Appendix E: Section E.3

4.4 Band Edge compliance

LIMIT

For LTE FDD Band 2: Per FCC §24.238 the power of any emission outside of the authorized operating frequency ranges must be attenuated below the transmitting power (P) by a factor of at least $43 + 10\log(P)$ dB.

For LTE FDD Band 4: Per §27.53(h): For operations in the 1710–1755 MHz and 2110–2155 MHz bands, the power of any emission outside a licensee's frequency block shall be attenuated below the transmitter power (P) by at least $43 + 10\log_{10}(P)$ dB.

For LTE FDD Band 5: Per FCC §22.917 the power of any emission outside of the authorized operating frequency ranges must be attenuated below the transmitting power (P) by a factor of at least $43 + 10\log(P)$ dB.

For LTE FDD Band 7: Per FCC §27.53 (m)(4): For mobile digital stations, the attenuation factor shall be not less than:

○ $40 + 10\log P$ dB (–10 dBm, 100 nW) on all frequencies between the channel edge and 5 MHz from the channel edge,

○ $43 + 10\log P$ dB (–13 dBm, 50 nW) on all frequencies between 5 MHz and X MHz from the channel edge, and

○ $55 + 10\log P$ dB (–25 dBm, 3 nW) on all frequencies more than X MHz from the channel edge, where X is the greater of 6 MHz or the actual emission bandwidth (26 dB). [§ 27.53(m)(4)]

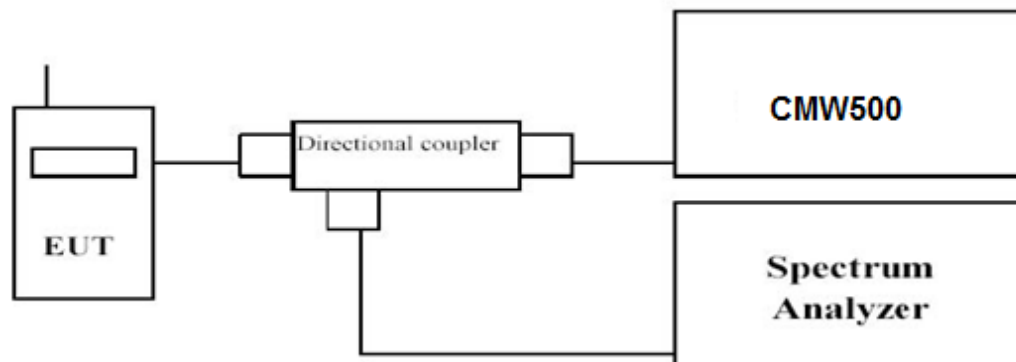
In addition, the attenuation factor (fixed limit) shall not be less than:

○ $43 + 10\log P$ dB on all frequencies between 2490.5 MHz and 2496 MHz, and

○ $55 + 10\log P$ dB at or below 2490.5 MHz. [§ 27.53(m)(4)]

For LTE FDD Band 17: Per §27.53(h): For operations in the 1710–1755 MHz and 2110–2155 MHz bands, the power of any emission outside a licensee's frequency block shall be attenuated below the transmitter power (P) by at least $43 + 10\log_{10}(P)$ dB. Translates in the relevant power range (1 to 0.001 W) to –13 dBm. At 1 W the specified minimum attenuation becomes 43 dB and relative to a 30 dBm (1 W) carrier becomes a limit of –13 dBm. At 0.001 W (0 dBm) the minimum attenuation is 13 dB, which again yields a limit of –13 dBm. In this way a translation of the specification from relative to absolute terms is carried out.

TEST CONFIGURATION



TEST PROCEDURE

1. The transmitter output port was connected to base station.
2. The RF output of EUT was connected to the power meter by RF cable and attenuator, the path loss was compensated to the results for each measurement.
3. Set EUT at maximum power through base station.
4. Select lowest and highest channels for each band and different modulation.
5. Measure Band edge using RMS (Average) detector by spectrum

TEST RESULTS

Remark:

1. We were tested all RB Configuration refer 3GPP TS136 521 for each Channel Bandwidth of LTE FDD Band 2, LTE FDD Band 4, LTE FDD Band 5, LTE FDD Band 7, LTE FDD Band 17;
2. For E-UTRA Band 2, please refer to Appendix A: Section A.4
3. For E-UTRA Band 4, please refer to Appendix B: Section B.4
4. For E-UTRA Band 5, please refer to Appendix C: Section C.4
5. For E-UTRA Band 7, please refer to Appendix D: Section D.4
6. For E-UTRA Band 17, please refer to Appendix E: Section E.4

4.5 Spurious Emission on Antenna Port

LIMIT

For LTE FDD Band 2: Per FCC §24.238 the power of any emission outside of the authorized operating frequency ranges must be attenuated below the transmitting power (P) by a factor of at least $43 + 10\log(P)$ dB.

For LTE FDD Band 4: Per §27.53(h): For operations in the 1710–1755 MHz and 2110–2155 MHz bands, the power of any emission outside a licensee's frequency block shall be attenuated below the transmitter power (P) by at least $43 + 10\log_{10}(P)$ dB.

For LTE FDD Band 5: Per FCC §22.917 the power of any emission outside of the authorized operating frequency ranges must be attenuated below the transmitting power (P) by a factor of at least $43 + 10\log(P)$ dB.

For LTE FDD Band 7: Per FCC §27.53 (m)(4): For mobile digital stations, the attenuation factor shall be not less than:

○ $40 + 10\log P$ dB (–10 dBm, 100 nW) on all frequencies between the channel edge and 5 MHz from the channel edge,

○ $43 + 10\log P$ dB (–13 dBm, 50 nW) on all frequencies between 5 MHz and X MHz from the channel edge, and

○ $55 + 10\log P$ dB (–25 dBm, 3 nW) on all frequencies more than X MHz from the channel edge, where X is the greater of 6 MHz or the actual emission bandwidth (26 dB). [§ 27.53(m)(4)]

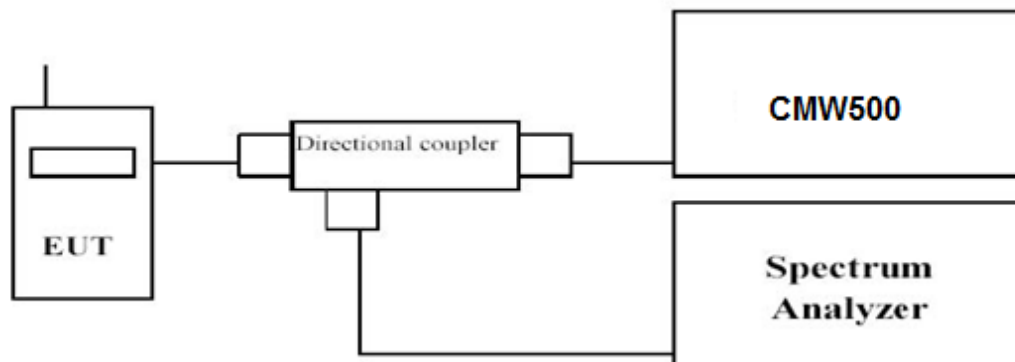
In addition, the attenuation factor (fixed limit) shall not be less than:

○ $43 + 10\log P$ dB on all frequencies between 2490.5 MHz and 2496 MHz, and

○ $55 + 10\log P$ dB at or below 2490.5 MHz. [§ 27.53(m)(4)]

For LTE FDD Band 17: Per §27.53(h): For operations in the 1710–1755 MHz and 2110–2155 MHz bands, the power of any emission outside a licensee's frequency block shall be attenuated below the transmitter power (P) by at least $43 + 10\log_{10}(P)$ dB.

TEST CONFIGURATION



TEST PROCEDURE

The EUT was setup according to EIA/TIA 603D

- Place the EUT on a bench and set it in transmitting mode.
- Connect a low loss RF cable from the antenna port to a spectrum analyzer and CMW500 by a Directional Coupler.
- EUT Communicate with CMW500, then select a channel for testing.
- Add a correction factor to the display of spectrum, and then test.
- The resolution bandwidth of the spectrum analyzer was set sufficient scans were taken to show the out of band Emission if any up to 10th harmonic.
- Please refer to following tables for test antenna conducted emissions.

| Working Frequency | Sub range (GHz) | RBW | VBW | Sweep time (s) |
|-------------------|-------------------|-------|-------|----------------|
| LTE FDD Band 2 | 0.000009~0.000015 | 1KHz | 3KHz | Auto |
| | 0.000015~0.03 | 10KHz | 30KHz | Auto |
| | 0.03~26 | 1 MHz | 3 MHz | Auto |
| LTE FDD Band 4 | 0.000009~0.000015 | 1KHz | 3KHz | Auto |
| | 0.000015~0.03 | 10KHz | 30KHz | Auto |
| | 0.03~26 | 1 MHz | 3 MHz | Auto |
| LTE FDD Band 5 | 0.000009~0.000015 | 1KHz | 3KHz | Auto |
| | 0.000015~0.03 | 10KHz | 30KHz | Auto |
| | 0.03~26 | 1 MHz | 3 MHz | Auto |
| LTE FDD Band 7 | 0.000009~0.000015 | 1KHz | 3KHz | Auto |
| | 0.000015~0.03 | 10KHz | 30KHz | Auto |
| | 0.03~26 | 1 MHz | 3 MHz | Auto |
| LTE FDD Band 17 | 0.000009~0.000015 | 1KHz | 3KHz | Auto |
| | 0.000015~0.03 | 10KHz | 30KHz | Auto |
| | 0.03~26 | 1 MHz | 3 MHz | Auto |

TEST RESULTS

Remark:

1. We were tested all RB Configuration refer 3GPP TS136 521 for each Channel Bandwidth of LTE FDD Band 2, LTE FDD Band 4, LTE FDD Band 5, LTE FDD Band 7, LTE FDD Band 17;
2. For E-UTRA Band 2, please refer to Appendix A: Section A.5
3. For E-UTRA Band 4, please refer to Appendix B: Section B.5
4. For E-UTRA Band 5, please refer to Appendix C: Section C.5
5. For E-UTRA Band 7, please refer to Appendix D: Section D.5
6. For E-UTRA Band 17, please refer to Appendix E: Section E.5

4.6 Radiated Spurious Emission

LIMIT

For LTE FDD Band 2: Per FCC §24.238 the power of any emission outside of the authorized operating frequency ranges must be attenuated below the transmitting power (P) by a factor of at least $43 + 10\log(P)$ dB.

For LTE FDD Band 4: Per §27.53(h): For operations in the 1710–1755 MHz and 2110–2155 MHz bands, the power of any emission outside a licensee's frequency block shall be attenuated below the transmitter power (P) by at least $43 + 10\log_{10}(P)$ dB.

For LTE FDD Band 5: Per FCC §22.917 the power of any emission outside of the authorized operating frequency ranges must be attenuated below the transmitting power (P) by a factor of at least $43 + 10\log(P)$ dB.

For LTE FDD Band 7: Per FCC §27.53 (m)(4): For mobile digital stations, the attenuation factor shall be not less than:

○ $40 + 10\log P$ dB (–10 dBm, 100 nW) on all frequencies between the channel edge and 5 MHz from the channel edge,

○ $43 + 10\log P$ dB (–13 dBm, 50 nW) on all frequencies between 5 MHz and X MHz from the channel edge, and

○ $55 + 10\log P$ dB (–25 dBm, 3 nW) on all frequencies more than X MHz from the channel edge, where X is the greater of 6 MHz or the actual emission bandwidth (26 dB). [§ 27.53(m)(4)]

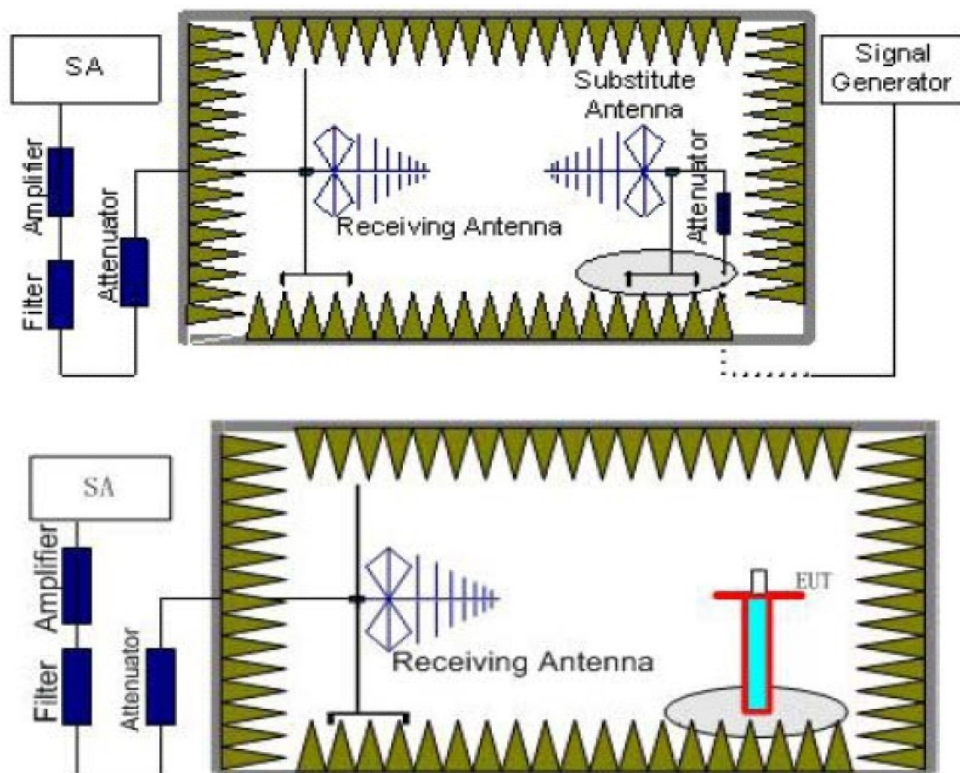
In addition, the attenuation factor (fixed limit) shall not be less than:

○ $43 + 10\log P$ dB on all frequencies between 2490.5 MHz and 2496 MHz, and

○ $55 + 10\log P$ dB at or below 2490.5 MHz. [§ 27.53(m)(4)]

For LTE FDD Band 17: Per §27.53(h): For operations in the 1710–1755 MHz and 2110–2155 MHz bands, the power of any emission outside a licensee's frequency block shall be attenuated below the transmitter power (P) by at least $43 + 10\log_{10}(P)$ dB.

TEST CONFIGURATION



TEST PROCEDURE

1. EUT was placed on a 1.50 meter high non-conductive stand at a 3 meter test distance from the receive antenna. A receiving antenna was placed on the antenna mast 3 meters from the EUT for emission measurements. The height of receiving antenna is 1.50m. Detected emissions were maximized at each frequency by rotating the EUT through 360° and adjusting the receiving antenna polarization. The radiated

emission measurements of all transmit frequencies in three channels (High, Middle, Low) were measured with peak detector.

2. A log-periodic antenna or double-ridged waveguide horn antenna shall be substituted in place of the EUT. The log-periodic antenna will be driven by a signal generator and the level will be adjusted till the same power value on the spectrum analyzer or receiver. The level of the spurious emissions can be calculated through the level of the signal generator, cable loss, the gain of the substitution antenna and the reading of the spectrum analyzer or receiver.
3. The EUT is then put into continuously transmitting mode at its maximum power level during the test. Set Test Receiver or Spectrum RBW=1MHz, VBW=3MHz, And the maximum value of the receiver should be recorded as (P_r).
4. The EUT shall be replaced by a substitution antenna. In the chamber, an substitution antenna for the frequency band of interest is placed at the reference point of the chamber. An RF Signal source for the frequency band of interest is connected to the substitution antenna with a cable that has been constructed to not interfere with the radiation pattern of the antenna. A power (P_{Mea}) is applied to the input of the substitution antenna, and adjust the level of the signal generator output until the value of the receiver reach the previously recorded (P_r). The power of signal source (P_{Mea}) is recorded. The test should be performed by rotating the test item and adjusting the receiving antenna polarization.
5. A amplifier should be connected to the Signal Source output port. And the cable should be connect between the Amplifier and the Substitution Antenna. The cable loss (P_{cl}), the Substitution Antenna Gain (G_a) and the Amplifier Gain (P_{Ag}) should be recorded after test.
The measurement results are obtained as described below:
Power(EIRP)=P_{Mea}- P_{Ag} - P_{cl} + G_a
6. This value is EIRP since the measurement is calibrated using an antenna of known gain (2.15 dBi) and known input power.
7. ERP can be calculated from EIRP by subtracting the gain of the dipole, ERP = EIRP -2.15dBi.
8. In order to make sure test results more clearly, we set frequency range and sweep time for difference frequency range as follows table:

| Working Frequency | Subrange (GHz) | RBW | VBW | Sweep time (s) |
|-------------------|----------------|--------|--------|----------------|
| LTE FDD Band 2 | 0.00009~0.15 | 1KHz | 3KHz | 30 |
| | 0.00015~0.03 | 10KHz | 30KHz | 10 |
| | 0.03~1 | 100KHz | 300KHz | 10 |
| | 1~2 | 1 MHz | 3 MHz | 2 |
| | 2~5 | 1 MHz | 3 MHz | 3 |
| | 5~8 | 1 MHz | 3 MHz | 3 |
| | 8~11 | 1 MHz | 3 MHz | 3 |
| | 11~14 | 1 MHz | 3 MHz | 3 |
| | 14~18 | 1 MHz | 3 MHz | 3 |
| LTE FDD Band 4 | 0.00009~0.15 | 1KHz | 3KHz | 30 |
| | 0.00015~0.03 | 10KHz | 30KHz | 10 |
| | 0.03~1 | 100KHz | 300KHz | 10 |
| | 1~2 | 1 MHz | 3 MHz | 2 |
| | 2~5 | 1 MHz | 3 MHz | 3 |
| | 5~8 | 1 MHz | 3 MHz | 3 |
| | 8~11 | 1 MHz | 3 MHz | 3 |
| | 11~14 | 1 MHz | 3 MHz | 3 |
| | 14~18 | 1 MHz | 3 MHz | 3 |
| LTE FDD Band 5 | 0.00009~0.15 | 1KHz | 3KHz | 30 |
| | 0.00015~0.03 | 10KHz | 30KHz | 10 |
| | 0.03~1 | 100KHz | 300KHz | 10 |
| | 1~2 | 1 MHz | 3 MHz | 2 |
| | 2~5 | 1 MHz | 3 MHz | 3 |
| | 5~8 | 1 MHz | 3 MHz | 3 |
| | 8~9 | 1 MHz | 3 MHz | 3 |
| LTE FDD Band 7 | 0.00009~0.15 | 1KHz | 3KHz | 30 |
| | 0.00015~0.03 | 10KHz | 30KHz | 10 |
| | 0.03~1 | 100KHz | 300KHz | 10 |
| | 1~2 | 1 MHz | 3 MHz | 2 |
| | 2~5 | 1 MHz | 3 MHz | 3 |
| | 5~8 | 1 MHz | 3 MHz | 3 |
| | 8~11 | 1 MHz | 3 MHz | 3 |

| | | | | |
|-----------------|--------------|--------|--------|----|
| | 11~14 | 1 MHz | 3 MHz | 3 |
| | 14~18 | 1 MHz | 3 MHz | 3 |
| | 18~20 | 1 MHz | 3 MHz | 2 |
| | 20~26 | 1 MHz | 3 MHz | 2 |
| LTE FDD Band 17 | 0.00009~0.15 | 1KHz | 3KHz | 30 |
| | 0.00015~0.03 | 10KHz | 30KHz | 10 |
| | 0.03~1 | 100KHz | 300KHz | 10 |
| | 1~2 | 1 MHz | 3 MHz | 2 |
| | 2~5 | 1 MHz | 3 MHz | 3 |
| | 5~8 | 1 MHz | 3 MHz | 3 |

TEST LIMITS

According to 27.53(h) specify that the power of any emission outside of the authorized operating frequency ranges must be attenuated below the transmitting power (P) by a factor of at least $43 + 10 \log(P)$ dB. The specification that emissions shall be attenuated below the transmitter power (P) by at least $43 + 10 \log(P)$ dB, translates in the relevant power range (1 to 0.001 W) to -13 dBm. At 1 W the specified minimum attenuation becomes 43 dB and relative to a 30 dBm (1 W) carrier becomes a limit of -13 dBm. At 0.001 W (0 dBm) the minimum attenuation is 13 dB, which again yields a limit of -13 dBm. In this way a translation of the specification from relative to absolute terms is carried out.

| Frequency | Channel | Frequency Range | Verdict |
|-----------------|---------|-----------------|---------|
| LTE FDD Band 2 | Low | 9KHz -20GHz | PASS |
| | Middle | 9KHz -20GHz | PASS |
| | High | 9KHz -20GHz | PASS |
| LTE FDD Band 4 | Low | 9KHz -18GHz | PASS |
| | Middle | 9KHz -18GHz | PASS |
| | High | 9KHz -18GHz | PASS |
| LTE FDD Band 5 | Low | 9KHz -9GHz | PASS |
| | Middle | 9KHz -9GHz | PASS |
| | High | 9KHz -9GHz | PASS |
| LTE FDD Band 7 | Low | 9KHz -26GHz | PASS |
| | Middle | 9KHz -26GHz | PASS |
| | High | 9KHz -26GHz | PASS |
| LTE FDD Band 17 | Low | 9KHz -8GHz | PASS |
| | Middle | 9KHz -8GHz | PASS |
| | High | 9KHz -8GHz | PASS |

Radiated Measurement:*Remark:*

1. We were tested all RB Configuration refer 3GPP TS136 521 for each Channel Bandwidth of LTE FDD Band 2, LTE FDD Band 4, LTE FDD Band 5, LTE FDD Band 7, LTE FDD Band 17;
2. $EIRP = P_{Mea}(dBm) - P_{cl}(dB) + G_a(dBi)$
3. We were not recorded other points as values lower than limits.
4. $Margin = EIRP - Limit$

LTE FDD Band 2_Channel Bandwidth 1.4MHz_QPSK_Low Channel

| Frequency (MHz) | P_{Mea} (dBm) | P_{cl} (dB) | Distance | G_a Antenna Gain(dB) | Peak EIRP (dBm) | Limit (dBm) | Margin (dB) | Polarization |
|-----------------|-----------------|---------------|----------|------------------------|-----------------|-------------|-------------|--------------|
| 3701.4 | -42.48 | 5.26 | 3.00 | 9.88 | -37.86 | -13.00 | -24.86 | H |
| 5552.1 | -49.02 | 6.11 | 3.00 | 11.36 | -43.77 | -13.00 | -30.77 | H |
| 3701.4 | -44.58 | 5.26 | 3.00 | 9.88 | -39.96 | -13.00 | -26.96 | V |
| 5552.1 | -51.42 | 6.11 | 3.00 | 11.36 | -46.17 | -13.00 | -33.17 | V |

LTE FDD Band 2_Channel Bandwidth 1.4MHz_QPSK_Middle Channel

| Frequency (MHz) | P_{Mea} (dBm) | P_{cl} (dB) | Distance | G_a Antenna Gain(dB) | Peak EIRP (dBm) | Limit (dBm) | Margin (dB) | Polarization |
|-----------------|-----------------|---------------|----------|------------------------|-----------------|-------------|-------------|--------------|
| 3760.0 | -40.84 | 5.32 | 3.00 | 10.03 | -36.13 | -13.00 | -23.13 | H |
| 5640.0 | -49.73 | 6.19 | 3.00 | 11.41 | -44.51 | -13.00 | -31.51 | H |
| 3760.0 | -44.51 | 5.32 | 3.00 | 10.03 | -39.80 | -13.00 | -26.80 | V |
| 5640.0 | -54.21 | 6.19 | 3.00 | 11.41 | -48.99 | -13.00 | -35.99 | V |

LTE FDD Band 2_Channel Bandwidth 1.4MHz_QPSK_High Channel

| Frequency (MHz) | P_{Mea} (dBm) | P_{cl} (dB) | Distance | G_a Antenna Gain(dB) | Peak EIRP (dBm) | Limit (dBm) | Margin (dB) | Polarization |
|-----------------|-----------------|---------------|----------|------------------------|-----------------|-------------|-------------|--------------|
| 3818.6 | -44.78 | 5.36 | 3.00 | 9.62 | -40.52 | -13.00 | -27.52 | H |
| 5727.9 | -48.97 | 6.24 | 3.00 | 11.46 | -43.75 | -13.00 | -30.75 | H |
| 3818.6 | -44.98 | 5.36 | 3.00 | 9.62 | -40.72 | -13.00 | -27.72 | V |
| 5727.9 | -50.23 | 6.24 | 3.00 | 11.46 | -45.01 | -13.00 | -32.01 | V |

LTE FDD Band 2_Channel Bandwidth 3MHz_QPSK_Low Channel

| Frequency (MHz) | P _{Mea} (dBm) | P _{cl} (dB) | Diatance | G _a Antenna Gain(dB) | Peak EIRP (dBm) | Limit (dBm) | Margin (dB) | Polarization |
|-----------------|------------------------|----------------------|----------|---------------------------------|-----------------|-------------|-------------|--------------|
| 3703.0 | -40.04 | 5.26 | 3.00 | 9.88 | -35.42 | -13.00 | -22.42 | H |
| 5554.5 | -55.84 | 6.11 | 3.00 | 11.36 | -50.59 | -13.00 | -37.59 | H |
| 3703.0 | -42.43 | 5.26 | 3.00 | 9.88 | -37.81 | -13.00 | -24.81 | V |
| 5554.5 | -47.90 | 6.11 | 3.00 | 11.36 | -42.65 | -13.00 | -29.65 | V |

LTE FDD Band 2_Channel Bandwidth 3MHz_QPSK_Middle Channel

| Frequency (MHz) | P _{Mea} (dBm) | P _{cl} (dB) | Diatance | G _a Antenna Gain(dB) | Peak EIRP (dBm) | Limit (dBm) | Margin (dB) | Polarization |
|-----------------|------------------------|----------------------|----------|---------------------------------|-----------------|-------------|-------------|--------------|
| 3760.00 | -41.16 | 5.32 | 3.00 | 10.03 | -36.45 | -13.00 | -23.45 | H |
| 5640.00 | -48.04 | 6.19 | 3.00 | 11.41 | -42.82 | -13.00 | -29.82 | H |
| 3760.00 | -45.06 | 5.32 | 3.00 | 10.03 | -40.35 | -13.00 | -27.35 | V |
| 5640.00 | -48.14 | 6.19 | 3.00 | 11.41 | -42.92 | -13.00 | -29.92 | V |

LTE FDD Band 2_Channel Bandwidth 3MHz_QPSK_High Channel

| Frequency (MHz) | P _{Mea} (dBm) | P _{cl} (dB) | Diatance | G _a Antenna Gain(dB) | Peak EIRP (dBm) | Limit (dBm) | Margin (dB) | Polarization |
|-----------------|------------------------|----------------------|----------|---------------------------------|-----------------|-------------|-------------|--------------|
| 3817.0 | -43.85 | 5.36 | 3.00 | 9.62 | -39.59 | -13.00 | -26.59 | H |
| 5725.5 | -47.34 | 6.24 | 3.00 | 11.46 | -42.12 | -13.00 | -29.12 | H |
| 3817.0 | -45.73 | 5.36 | 3.00 | 9.62 | -41.47 | -13.00 | -28.47 | V |
| 5725.5 | -50.14 | 6.24 | 3.00 | 11.46 | -44.92 | -13.00 | -31.92 | V |

LTE FDD Band 2_Channel Bandwidth 5MHz_QPSK_Low Channel

| Frequency (MHz) | P _{Mea} (dBm) | P _{cl} (dB) | Diatance | G _a Antenna Gain(dB) | Peak EIRP (dBm) | Limit (dBm) | Margin (dB) | Polarization |
|-----------------|------------------------|----------------------|----------|---------------------------------|-----------------|-------------|-------------|--------------|
| 3705.0 | -40.08 | 5.26 | 3.00 | 9.88 | -35.46 | -13.00 | -22.46 | H |
| 5557.5 | -50.54 | 6.11 | 3.00 | 11.36 | -45.29 | -13.00 | -32.29 | H |
| 3705.0 | -44.43 | 5.26 | 3.00 | 9.88 | -39.81 | -13.00 | -26.81 | V |
| 5557.5 | -46.79 | 6.11 | 3.00 | 11.36 | -41.54 | -13.00 | -28.54 | V |

LTE FDD Band 2_Channel Bandwidth 5MHz_QPSK_Middle Channel

| Frequency (MHz) | P _{Mea} (dBm) | P _{cl} (dB) | Diatance | G _a Antenna Gain(dB) | Peak EIRP (dBm) | Limit (dBm) | Margin (dB) | Polarization |
|-----------------|------------------------|----------------------|----------|---------------------------------|-----------------|-------------|-------------|--------------|
| 3760.0 | -44.10 | 5.32 | 3.00 | 10.03 | -39.39 | -13.00 | -26.39 | H |
| 5640.0 | -54.99 | 6.19 | 3.00 | 11.41 | -49.77 | -13.00 | -36.77 | H |
| 3760.0 | -42.73 | 5.32 | 3.00 | 10.03 | -38.02 | -13.00 | -25.02 | V |
| 5640.0 | -47.46 | 6.19 | 3.00 | 11.41 | -42.24 | -13.00 | -29.24 | V |

LTE FDD Band 2_Channel Bandwidth 5MHz_QPSK_High Channel

| Frequency (MHz) | P _{Mea} (dBm) | P _{cl} (dB) | Diatance | G _a Antenna Gain(dB) | Peak EIRP (dBm) | Limit (dBm) | Margin (dB) | Polarization |
|-----------------|------------------------|----------------------|----------|---------------------------------|-----------------|-------------|-------------|--------------|
| 3815.0 | -45.04 | 5.36 | 3.00 | 9.62 | -40.78 | -13.00 | -27.78 | H |
| 5722.5 | -47.39 | 6.24 | 3.00 | 11.46 | -42.17 | -13.00 | -29.17 | H |
| 3815.0 | -45.52 | 5.36 | 3.00 | 9.62 | -41.26 | -13.00 | -28.26 | V |
| 5722.5 | -52.82 | 6.24 | 3.00 | 11.46 | -47.60 | -13.00 | -34.60 | V |

LTE FDD Band 2_Channel Bandwidth 10MHz_QPSK_Low Channel

| Frequency (MHz) | P _{Mea} (dBm) | P _{cl} (dB) | Diatance | G _a Antenna Gain(dB) | Peak EIRP (dBm) | Limit (dBm) | Margin (dB) | Polarization |
|-----------------|------------------------|----------------------|----------|---------------------------------|-----------------|-------------|-------------|--------------|
| 3710.0 | -40.18 | 5.26 | 3.00 | 9.88 | -35.56 | -13.00 | -22.56 | H |
| 5565.0 | -49.62 | 6.11 | 3.00 | 11.36 | -44.37 | -13.00 | -31.37 | H |
| 3710.0 | -41.33 | 5.26 | 3.00 | 9.88 | -36.71 | -13.00 | -23.71 | V |
| 5565.0 | -53.50 | 6.11 | 3.00 | 11.36 | -48.25 | -13.00 | -35.25 | V |

LTE FDD Band 2_Channel Bandwidth 10MHz_QPSK_Middle Channel

| Frequency (MHz) | P _{Mea} (dBm) | P _{cl} (dB) | Diatance | G _a Antenna Gain(dB) | Peak EIRP (dBm) | Limit (dBm) | Margin (dB) | Polarization |
|-----------------|------------------------|----------------------|----------|---------------------------------|-----------------|-------------|-------------|--------------|
| 3760.0 | -41.20 | 5.32 | 3.00 | 10.03 | -36.49 | -13.00 | -23.49 | H |
| 5640.0 | -53.14 | 6.19 | 3.00 | 11.41 | -47.92 | -13.00 | -34.92 | H |
| 3760.0 | -43.90 | 5.32 | 3.00 | 10.03 | -39.19 | -13.00 | -26.19 | V |
| 5640.0 | -54.94 | 6.19 | 3.00 | 11.41 | -49.72 | -13.00 | -36.72 | V |

LTE FDD Band 2_Channel Bandwidth 10MHz_QPSK_High Channel

| Frequency (MHz) | P _{Mea} (dBm) | P _{cl} (dB) | Diatance | G _a Antenna Gain(dB) | Peak EIRP (dBm) | Limit (dBm) | Margin (dB) | Polarization |
|-----------------|------------------------|----------------------|----------|---------------------------------|-----------------|-------------|-------------|--------------|
| 3810.0 | -45.94 | 5.36 | 3.00 | 9.62 | -41.68 | -13.00 | -28.68 | H |
| 5715.0 | -50.97 | 6.24 | 3.00 | 11.46 | -45.75 | -13.00 | -32.75 | H |
| 3810.0 | -41.36 | 5.36 | 3.00 | 9.62 | -37.10 | -13.00 | -24.10 | V |
| 5715.0 | -50.03 | 6.24 | 3.00 | 11.46 | -44.81 | -13.00 | -31.81 | V |

LTE FDD Band 2_Channel Bandwidth 15MHz_QPSK_Low Channel

| Frequency (MHz) | P _{Mea} (dBm) | P _{cl} (dB) | Diatance | G _a Antenna Gain(dB) | Peak EIRP (dBm) | Limit (dBm) | Margin (dB) | Polarization |
|-----------------|------------------------|----------------------|----------|---------------------------------|-----------------|-------------|-------------|--------------|
| 3715.0 | -44.85 | 5.26 | 3.00 | 9.88 | -40.23 | -13.00 | -27.23 | H |
| 5572.5 | -47.28 | 6.11 | 3.00 | 11.36 | -42.03 | -13.00 | -29.03 | H |
| 3715.0 | -42.18 | 5.26 | 3.00 | 9.88 | -37.56 | -13.00 | -24.56 | V |
| 5572.5 | -46.09 | 6.11 | 3.00 | 11.36 | -40.84 | -13.00 | -27.84 | V |

LTE FDD Band 2_Channel Bandwidth 15MHz_QPSK_Middle Channel

| Frequency (MHz) | P _{Mea} (dBm) | P _{cl} (dB) | Diatance | G _a Antenna Gain(dB) | Peak EIRP (dBm) | Limit (dBm) | Margin (dB) | Polarization |
|-----------------|------------------------|----------------------|----------|---------------------------------|-----------------|-------------|-------------|--------------|
| 3760.0 | -43.99 | 5.32 | 3.00 | 10.03 | -39.28 | -13.00 | -26.28 | H |
| 5640.0 | -51.82 | 6.19 | 3.00 | 11.41 | -46.60 | -13.00 | -33.60 | H |
| 3760.0 | -43.53 | 5.32 | 3.00 | 10.03 | -38.82 | -13.00 | -25.82 | V |
| 5640.0 | -46.86 | 6.19 | 3.00 | 11.41 | -41.64 | -13.00 | -28.64 | V |

LTE FDD Band 2_Channel Bandwidth 15MHz_QPSK_High Channel

| Frequency (MHz) | P _{Mea} (dBm) | P _{cl} (dB) | Diatance | G _a Antenna Gain(dB) | Peak EIRP (dBm) | Limit (dBm) | Margin (dB) | Polarization |
|-----------------|------------------------|----------------------|----------|---------------------------------|-----------------|-------------|-------------|--------------|
| 3805.0 | -44.16 | 5.36 | 3.00 | 9.62 | -39.90 | -13.00 | -26.90 | H |
| 5707.5 | -55.38 | 6.24 | 3.00 | 11.46 | -50.16 | -13.00 | -37.16 | H |
| 3805.0 | -40.44 | 5.36 | 3.00 | 9.62 | -36.18 | -13.00 | -23.18 | V |
| 5707.5 | -50.49 | 6.24 | 3.00 | 11.46 | -45.27 | -13.00 | -32.27 | V |

LTE FDD Band 2_Channel Bandwidth 20MHz_QPSK_Low Channel

| Frequency (MHz) | P _{Mea} (dBm) | P _{cl} (dB) | Diatance | G _a Antenna Gain(dB) | Peak EIRP (dBm) | Limit (dBm) | Margin (dB) | Polarization |
|-----------------|------------------------|----------------------|----------|---------------------------------|-----------------|-------------|-------------|--------------|
| 3715.0 | -44.04 | 5.26 | 3.00 | 9.88 | -39.42 | -13.00 | -26.42 | H |
| 5572.5 | -52.23 | 6.11 | 3.00 | 11.36 | -46.98 | -13.00 | -33.98 | H |
| 3715.0 | -44.04 | 5.26 | 3.00 | 9.88 | -39.42 | -13.00 | -26.42 | V |
| 5572.5 | -48.33 | 6.11 | 3.00 | 11.36 | -43.08 | -13.00 | -30.08 | V |

LTE FDD Band 2_Channel Bandwidth 20MHz_QPSK_Middle Channel

| Frequency (MHz) | P _{Mea} (dBm) | P _{cl} (dB) | Diatance | G _a Antenna Gain(dB) | Peak EIRP (dBm) | Limit (dBm) | Margin (dB) | Polarization |
|-----------------|------------------------|----------------------|----------|---------------------------------|-----------------|-------------|-------------|--------------|
| 3720.0 | -41.37 | 5.32 | 3.00 | 10.03 | -36.66 | -13.00 | -23.66 | H |
| 5580.0 | -53.40 | 6.19 | 3.00 | 11.41 | -48.18 | -13.00 | -35.18 | H |
| 3720.0 | -42.23 | 5.32 | 3.00 | 10.03 | -37.52 | -13.00 | -24.52 | V |
| 5580.0 | -54.35 | 6.19 | 3.00 | 11.41 | -49.13 | -13.00 | -36.13 | V |

LTE FDD Band 2_Channel Bandwidth 20MHz_QPSK_High Channel

| Frequency (MHz) | P _{Mea} (dBm) | P _{cl} (dB) | Diatance | G _a Antenna Gain(dB) | Peak EIRP (dBm) | Limit (dBm) | Margin (dB) | Polarization |
|-----------------|------------------------|----------------------|----------|---------------------------------|-----------------|-------------|-------------|--------------|
| 3800.0 | -41.37 | 5.36 | 3.00 | 9.62 | -37.11 | -13.00 | -24.11 | H |
| 5700.0 | -47.88 | 6.24 | 3.00 | 11.46 | -42.66 | -13.00 | -29.66 | H |
| 3800.0 | -41.40 | 5.36 | 3.00 | 9.62 | -37.14 | -13.00 | -24.14 | V |
| 5700.0 | -46.11 | 6.24 | 3.00 | 11.46 | -40.89 | -13.00 | -27.89 | V |

LTE FDD Band 2_Channel Bandwidth 1.4MHz_16QAM_Low Channel

| Frequency (MHz) | P _{Mea} (dBm) | P _{cl} (dB) | Diatance | G _a Antenna Gain(dB) | Peak EIRP (dBm) | Limit (dBm) | Margin (dB) | Polarization |
|-----------------|------------------------|----------------------|----------|---------------------------------|-----------------|-------------|-------------|--------------|
| 3701.4 | -40.25 | 5.26 | 3.00 | 9.88 | -35.63 | -13.00 | -22.63 | H |
| 5552.1 | -47.85 | 6.11 | 3.00 | 11.36 | -42.60 | -13.00 | -29.60 | H |
| 3701.4 | -43.36 | 5.26 | 3.00 | 9.88 | -38.74 | -13.00 | -25.74 | V |
| 5552.1 | -46.70 | 6.11 | 3.00 | 11.36 | -41.45 | -13.00 | -28.45 | V |

LTE FDD Band 2_Channel Bandwidth 1.4MHz_16QAM_Middle Channel

| Frequency (MHz) | P _{Mea} (dBm) | P _{cl} (dB) | Diatance | G _a Antenna Gain(dB) | Peak EIRP (dBm) | Limit (dBm) | Margin (dB) | Polarization |
|-----------------|------------------------|----------------------|----------|---------------------------------|-----------------|-------------|-------------|--------------|
| 3760.0 | -40.79 | 5.32 | 3.00 | 10.03 | -36.08 | -13.00 | -23.08 | H |
| 5640.0 | -53.31 | 6.19 | 3.00 | 11.41 | -48.09 | -13.00 | -35.09 | H |
| 3760.0 | -42.90 | 5.32 | 3.00 | 10.03 | -38.19 | -13.00 | -25.19 | V |
| 5640.0 | -50.21 | 6.19 | 3.00 | 11.41 | -44.99 | -13.00 | -31.99 | V |

LTE FDD Band 2_Channel Bandwidth 1.4MHz_16QAM_High Channel

| Frequency (MHz) | P _{Mea} (dBm) | P _{cl} (dB) | Diatance | G _a Antenna Gain(dB) | Peak EIRP (dBm) | Limit (dBm) | Margin (dB) | Polarization |
|-----------------|------------------------|----------------------|----------|---------------------------------|-----------------|-------------|-------------|--------------|
| 3818.6 | -40.80 | 5.36 | 3.00 | 9.62 | -36.54 | -13.00 | -23.54 | H |
| 5727.9 | -46.79 | 6.24 | 3.00 | 11.46 | -41.57 | -13.00 | -28.57 | H |
| 3818.6 | -45.89 | 5.36 | 3.00 | 9.62 | -41.63 | -13.00 | -28.63 | V |
| 5727.9 | -48.18 | 6.24 | 3.00 | 11.46 | -42.96 | -13.00 | -29.96 | V |

LTE FDD Band 2_Channel Bandwidth 3MHz_16QAM_Low Channel

| Frequency (MHz) | P _{Mea} (dBm) | P _{cl} (dB) | Diatance | G _a Antenna Gain(dB) | Peak EIRP (dBm) | Limit (dBm) | Margin (dB) | Polarization |
|-----------------|------------------------|----------------------|----------|---------------------------------|-----------------|-------------|-------------|--------------|
| 3703.0 | -41.84 | 5.26 | 3.00 | 9.88 | -37.22 | -13.00 | -24.22 | H |
| 5554.5 | -53.74 | 6.11 | 3.00 | 11.36 | -48.49 | -13.00 | -35.49 | H |
| 3703.0 | -45.88 | 5.26 | 3.00 | 9.88 | -41.26 | -13.00 | -28.26 | V |
| 5554.5 | -53.87 | 6.11 | 3.00 | 11.36 | -48.62 | -13.00 | -35.62 | V |

LTE FDD Band 2_Channel Bandwidth 3MHz_16QAM_Middle Channel

| Frequency (MHz) | P _{Mea} (dBm) | P _{cl} (dB) | Diatance | G _a Antenna Gain(dB) | Peak EIRP (dBm) | Limit (dBm) | Margin (dB) | Polarization |
|-----------------|------------------------|----------------------|----------|---------------------------------|-----------------|-------------|-------------|--------------|
| 3760.00 | -40.35 | 5.32 | 3.00 | 10.03 | -35.64 | -13.00 | -22.64 | H |
| 5640.00 | -48.56 | 6.19 | 3.00 | 11.41 | -43.34 | -13.00 | -30.34 | H |
| 3760.00 | -45.35 | 5.32 | 3.00 | 10.03 | -40.64 | -13.00 | -27.64 | V |
| 5640.00 | -47.53 | 6.19 | 3.00 | 11.41 | -42.31 | -13.00 | -29.31 | V |

LTE FDD Band 2_Channel Bandwidth 3MHz_16QAM_High Channel

| Frequency (MHz) | P _{Mea} (dBm) | P _{cl} (dB) | Diatance | G _a Antenna Gain(dB) | Peak EIRP (dBm) | Limit (dBm) | Margin (dB) | Polarization |
|-----------------|------------------------|----------------------|----------|---------------------------------|-----------------|-------------|-------------|--------------|
| 3817.0 | -42.65 | 5.36 | 3.00 | 9.62 | -38.39 | -13.00 | -25.39 | H |
| 5725.5 | -55.76 | 6.24 | 3.00 | 11.46 | -50.54 | -13.00 | -37.54 | H |
| 3817.0 | -45.60 | 5.36 | 3.00 | 9.62 | -41.34 | -13.00 | -28.34 | V |
| 5725.5 | -53.57 | 6.24 | 3.00 | 11.46 | -48.35 | -13.00 | -35.35 | V |

LTE FDD Band 2_Channel Bandwidth 5MHz_16QAM_Low Channel

| Frequency (MHz) | P _{Mea} (dBm) | P _{cl} (dB) | Diatance | G _a Antenna Gain(dB) | Peak EIRP (dBm) | Limit (dBm) | Margin (dB) | Polarization |
|-----------------|------------------------|----------------------|----------|---------------------------------|-----------------|-------------|-------------|--------------|
| 3705.0 | -42.55 | 5.26 | 3.00 | 9.88 | -37.93 | -13.00 | -24.93 | H |
| 5557.5 | -52.61 | 6.11 | 3.00 | 11.36 | -47.36 | -13.00 | -34.36 | H |
| 3705.0 | -44.25 | 5.26 | 3.00 | 9.88 | -39.63 | -13.00 | -26.63 | V |
| 5557.5 | -53.23 | 6.11 | 3.00 | 11.36 | -47.98 | -13.00 | -34.98 | V |

LTE FDD Band 2_Channel Bandwidth 5MHz_16QAM_Middle Channel

| Frequency (MHz) | P _{Mea} (dBm) | P _{cl} (dB) | Diatance | G _a Antenna Gain(dB) | Peak EIRP (dBm) | Limit (dBm) | Margin (dB) | Polarization |
|-----------------|------------------------|----------------------|----------|---------------------------------|-----------------|-------------|-------------|--------------|
| 3760.0 | -41.27 | 5.32 | 3.00 | 10.03 | -36.56 | -13.00 | -23.56 | H |
| 5640.0 | -48.61 | 6.19 | 3.00 | 11.41 | -43.39 | -13.00 | -30.39 | H |
| 3760.0 | -42.99 | 5.32 | 3.00 | 10.03 | -38.28 | -13.00 | -25.28 | V |
| 5640.0 | -49.10 | 6.19 | 3.00 | 11.41 | -43.88 | -13.00 | -30.88 | V |

LTE FDD Band 2_Channel Bandwidth 5MHz_16QAM_High Channel

| Frequency (MHz) | P _{Mea} (dBm) | P _{cl} (dB) | Diatance | G _a Antenna Gain(dB) | Peak EIRP (dBm) | Limit (dBm) | Margin (dB) | Polarization |
|-----------------|------------------------|----------------------|----------|---------------------------------|-----------------|-------------|-------------|--------------|
| 3815.0 | -40.66 | 5.36 | 3.00 | 9.62 | -36.40 | -13.00 | -23.40 | H |
| 5722.5 | -50.78 | 6.24 | 3.00 | 11.46 | -45.56 | -13.00 | -32.56 | H |
| 3815.0 | -45.64 | 5.36 | 3.00 | 9.62 | -41.38 | -13.00 | -28.38 | V |
| 5722.5 | -52.92 | 6.24 | 3.00 | 11.46 | -47.70 | -13.00 | -34.70 | V |

LTE FDD Band 2_Channel Bandwidth 10MHz_16QAM_Low Channel

| Frequency (MHz) | P _{Mea} (dBm) | P _{cl} (dB) | Diatance | G _a Antenna Gain(dB) | Peak EIRP (dBm) | Limit (dBm) | Margin (dB) | Polarization |
|-----------------|------------------------|----------------------|----------|---------------------------------|-----------------|-------------|-------------|--------------|
| 3710.0 | -43.26 | 5.26 | 3.00 | 9.88 | -38.64 | -13.00 | -25.64 | H |
| 5565.0 | -50.47 | 6.11 | 3.00 | 11.36 | -45.22 | -13.00 | -32.22 | H |
| 3710.0 | -43.42 | 5.26 | 3.00 | 9.88 | -38.80 | -13.00 | -25.80 | V |
| 5565.0 | -55.79 | 6.11 | 3.00 | 11.36 | -50.54 | -13.00 | -37.54 | V |

LTE FDD Band 2_Channel Bandwidth 10MHz_16QAM_Middle Channel

| Frequency (MHz) | P _{Mea} (dBm) | P _{cl} (dB) | Diatance | G _a Antenna Gain(dB) | Peak EIRP (dBm) | Limit (dBm) | Margin (dB) | Polarization |
|-----------------|------------------------|----------------------|----------|---------------------------------|-----------------|-------------|-------------|--------------|
| 3760.0 | -42.81 | 5.32 | 3.00 | 10.03 | -38.10 | -13.00 | -25.10 | H |
| 5640.0 | -54.62 | 6.19 | 3.00 | 11.41 | -49.40 | -13.00 | -36.40 | H |
| 3760.0 | -40.85 | 5.32 | 3.00 | 10.03 | -36.14 | -13.00 | -23.14 | V |
| 5640.0 | -51.19 | 6.19 | 3.00 | 11.41 | -45.97 | -13.00 | -32.97 | V |

LTE FDD Band 2_Channel Bandwidth 10MHz_16QAM_High Channel

| Frequency (MHz) | P _{Mea} (dBm) | P _{cl} (dB) | Diatance | G _a Antenna Gain(dB) | Peak EIRP (dBm) | Limit (dBm) | Margin (dB) | Polarization |
|-----------------|------------------------|----------------------|----------|---------------------------------|-----------------|-------------|-------------|--------------|
| 3810.0 | -41.48 | 5.36 | 3.00 | 9.62 | -37.22 | -13.00 | -24.22 | H |
| 5715.0 | -49.46 | 6.24 | 3.00 | 11.46 | -44.24 | -13.00 | -31.24 | H |
| 3810.0 | -41.96 | 5.36 | 3.00 | 9.62 | -37.70 | -13.00 | -24.70 | V |
| 5715.0 | -46.12 | 6.24 | 3.00 | 11.46 | -40.90 | -13.00 | -27.90 | V |

LTE FDD Band 2_Channel Bandwidth 15MHz_16QAM_Low Channel

| Frequency (MHz) | P _{Mea} (dBm) | P _{cl} (dB) | Diatance | G _a Antenna Gain(dB) | Peak EIRP (dBm) | Limit (dBm) | Margin (dB) | Polarization |
|-----------------|------------------------|----------------------|----------|---------------------------------|-----------------|-------------|-------------|--------------|
| 3715.0 | -43.46 | 5.26 | 3.00 | 9.88 | -38.84 | -13.00 | -25.84 | H |
| 5572.5 | -49.60 | 6.11 | 3.00 | 11.36 | -44.35 | -13.00 | -31.35 | H |
| 3715.0 | -43.40 | 5.26 | 3.00 | 9.88 | -38.78 | -13.00 | -25.78 | V |
| 5572.5 | -49.77 | 6.11 | 3.00 | 11.36 | -44.52 | -13.00 | -31.52 | V |

LTE FDD Band 2_Channel Bandwidth 15MHz_16QAM_Middle Channel

| Frequency (MHz) | P _{Mea} (dBm) | P _{cl} (dB) | Diatance | G _a Antenna Gain(dB) | Peak EIRP (dBm) | Limit (dBm) | Margin (dB) | Polarization |
|-----------------|------------------------|----------------------|----------|---------------------------------|-----------------|-------------|-------------|--------------|
| 3760.0 | -41.31 | 5.32 | 3.00 | 10.03 | -36.60 | -13.00 | -23.60 | H |
| 5640.0 | -48.91 | 6.19 | 3.00 | 11.41 | -43.69 | -13.00 | -30.69 | H |
| 3760.0 | -42.62 | 5.32 | 3.00 | 10.03 | -37.91 | -13.00 | -24.91 | V |
| 5640.0 | -47.57 | 6.19 | 3.00 | 11.41 | -42.35 | -13.00 | -29.35 | V |

LTE FDD Band 2_Channel Bandwidth 15MHz_16QAM_High Channel

| Frequency (MHz) | P _{Mea} (dBm) | P _{cl} (dB) | Diatance | G _a Antenna Gain(dB) | Peak EIRP (dBm) | Limit (dBm) | Margin (dB) | Polarization |
|-----------------|------------------------|----------------------|----------|---------------------------------|-----------------|-------------|-------------|--------------|
| 3805.0 | -40.88 | 5.36 | 3.00 | 9.62 | -36.62 | -13.00 | -23.62 | H |
| 5707.5 | -49.93 | 6.24 | 3.00 | 11.46 | -44.71 | -13.00 | -31.71 | H |
| 3805.0 | -43.55 | 5.36 | 3.00 | 9.62 | -39.29 | -13.00 | -26.29 | V |
| 5707.5 | -46.95 | 6.24 | 3.00 | 11.46 | -41.73 | -13.00 | -28.73 | V |

LTE FDD Band 2_Channel Bandwidth 20MHz_16QAM_Low Channel

| Frequency (MHz) | P _{Mea} (dBm) | P _{cl} (dB) | Diatance | G _a Antenna Gain(dB) | Peak EIRP (dBm) | Limit (dBm) | Margin (dB) | Polarization |
|-----------------|------------------------|----------------------|----------|---------------------------------|-----------------|-------------|-------------|--------------|
| 3715.0 | -41.05 | 5.26 | 3.00 | 9.88 | -36.43 | -13.00 | -23.43 | H |
| 5572.5 | -49.70 | 6.11 | 3.00 | 11.36 | -44.45 | -13.00 | -31.45 | H |
| 3715.0 | -44.56 | 5.26 | 3.00 | 9.88 | -39.94 | -13.00 | -26.94 | V |
| 5572.5 | -50.66 | 6.11 | 3.00 | 11.36 | -45.41 | -13.00 | -32.41 | V |

LTE FDD Band 2_Channel Bandwidth 20MHz_16QAM_Middle Channel

| Frequency (MHz) | P _{Mea} (dBm) | P _{cl} (dB) | Diatance | G _a Antenna Gain(dB) | Peak EIRP (dBm) | Limit (dBm) | Margin (dB) | Polarization |
|-----------------|------------------------|----------------------|----------|---------------------------------|-----------------|-------------|-------------|--------------|
| 3720.0 | -41.38 | 5.32 | 3.00 | 10.03 | -36.67 | -13.00 | -23.67 | H |
| 5580.0 | -54.85 | 6.19 | 3.00 | 11.41 | -49.63 | -13.00 | -36.63 | H |
| 3720.0 | -42.32 | 5.32 | 3.00 | 10.03 | -37.61 | -13.00 | -24.61 | V |
| 5580.0 | -50.45 | 6.19 | 3.00 | 11.41 | -45.23 | -13.00 | -32.23 | V |

LTE FDD Band 2_Channel Bandwidth 20MHz_16QAM_High Channel

| Frequency (MHz) | P _{Mea} (dBm) | P _{cl} (dB) | Diatance | G _a Antenna Gain(dB) | Peak EIRP (dBm) | Limit (dBm) | Margin (dB) | Polarization |
|-----------------|------------------------|----------------------|----------|---------------------------------|-----------------|-------------|-------------|--------------|
| 3800.0 | -43.51 | 5.36 | 3.00 | 9.62 | -39.25 | -13.00 | -26.25 | H |
| 5700.0 | -55.77 | 6.24 | 3.00 | 11.46 | -50.55 | -13.00 | -37.55 | H |
| 3800.0 | -43.39 | 5.36 | 3.00 | 9.62 | -39.13 | -13.00 | -26.13 | V |
| 5700.0 | -55.89 | 6.24 | 3.00 | 11.46 | -50.67 | -13.00 | -37.67 | V |

LTE FDD Band 4_Channel Bandwidth 1.4MHz_QPSK_Low Channel

| Frequency (MHz) | P _{Mea} (dBm) | P _{cl} (dB) | Diatance | G _a Antenna Gain(dB) | Peak EIRP (dBm) | Limit (dBm) | Margin (dB) | Polarization |
|-----------------|------------------------|----------------------|----------|---------------------------------|-----------------|-------------|-------------|--------------|
| 3421.4 | -45.35 | 4.62 | 3.00 | 9.81 | -40.16 | -13.00 | -27.16 | H |
| 5132.1 | -49.84 | 5.94 | 3.00 | 10.86 | -44.92 | -13.00 | -31.92 | H |
| 3421.4 | -43.54 | 4.62 | 3.00 | 9.81 | -38.35 | -13.00 | -25.35 | V |
| 5132.1 | -53.35 | 5.94 | 3.00 | 10.86 | -48.43 | -13.00 | -35.43 | V |

LTE FDD Band 4_Channel Bandwidth 1.4MHz_QPSK_Middle Channel

| Frequency (MHz) | P _{Mea} (dBm) | P _{cl} (dB) | Diatance | G _a Antenna Gain(dB) | Peak EIRP (dBm) | Limit (dBm) | Margin (dB) | Polarization |
|-----------------|------------------------|----------------------|----------|---------------------------------|-----------------|-------------|-------------|--------------|
| 3465.0 | -41.93 | 4.63 | 3.00 | 9.84 | -36.72 | -13.00 | -23.72 | H |
| 5197.5 | -46.09 | 5.94 | 3.00 | 10.86 | -41.17 | -13.00 | -28.17 | H |
| 3465.0 | -43.77 | 4.63 | 3.00 | 9.84 | -38.56 | -13.00 | -25.56 | V |
| 5197.5 | -53.42 | 5.94 | 3.00 | 10.86 | -48.50 | -13.00 | -35.50 | V |

LTE FDD Band 4_Channel Bandwidth 1.4MHz_QPSK_High Channel

| Frequency (MHz) | P _{Mea} (dBm) | P _{cl} (dB) | Diatance | G _a Antenna Gain(dB) | Peak EIRP (dBm) | Limit (dBm) | Margin (dB) | Polarization |
|-----------------|------------------------|----------------------|----------|---------------------------------|-----------------|-------------|-------------|--------------|
| 3508.6 | -45.54 | 4.65 | 3.00 | 9.9 | -40.29 | -13.00 | -27.29 | H |
| 5262.9 | -55.56 | 5.95 | 3.00 | 10.91 | -50.60 | -13.00 | -37.60 | H |
| 3508.6 | -42.40 | 4.65 | 3.00 | 9.9 | -37.15 | -13.00 | -24.15 | V |
| 5262.9 | -50.59 | 5.95 | 3.00 | 10.91 | -45.63 | -13.00 | -32.63 | V |

LTE FDD Band 4_Channel Bandwidth 3MHz_QPSK_Low Channel

| Frequency (MHz) | P _{Mea} (dBm) | P _{cl} (dB) | Diatance | G _a Antenna Gain(dB) | Peak EIRP (dBm) | Limit (dBm) | Margin (dB) | Polarization |
|-----------------|------------------------|----------------------|----------|---------------------------------|-----------------|-------------|-------------|--------------|
| 3423.0 | -40.71 | 4.62 | 3.00 | 9.81 | -35.52 | -13.00 | -22.52 | H |
| 5134.5 | -46.07 | 5.94 | 3.00 | 10.86 | -41.15 | -13.00 | -28.15 | H |
| 3423.0 | -42.77 | 4.62 | 3.00 | 9.81 | -37.58 | -13.00 | -24.58 | V |
| 5134.5 | -47.95 | 5.94 | 3.00 | 10.86 | -43.03 | -13.00 | -30.03 | V |

LTE FDD Band 4_Channel Bandwidth 3MHz_QPSK_Middle Channel

| Frequency (MHz) | P _{Mea} (dBm) | P _{cl} (dB) | Diatance | G _a Antenna Gain(dB) | Peak EIRP (dBm) | Limit (dBm) | Margin (dB) | Polarization |
|-----------------|------------------------|----------------------|----------|---------------------------------|-----------------|-------------|-------------|--------------|
| 3465.00 | -42.44 | 4.63 | 3.00 | 9.84 | -37.23 | -13.00 | -24.23 | H |
| 5197.50 | -47.05 | 5.94 | 3.00 | 10.86 | -42.13 | -13.00 | -29.13 | H |
| 3465.00 | -41.16 | 4.63 | 3.00 | 9.84 | -35.95 | -13.00 | -22.95 | V |
| 5197.50 | -55.74 | 5.94 | 3.00 | 10.86 | -50.82 | -13.00 | -37.82 | V |

LTE FDD Band 4_Channel Bandwidth 3MHz_QPSK_High Channel

| Frequency (MHz) | P _{Mea} (dBm) | P _{cl} (dB) | Diatance | G _a Antenna Gain(dB) | Peak EIRP (dBm) | Limit (dBm) | Margin (dB) | Polarization |
|-----------------|------------------------|----------------------|----------|---------------------------------|-----------------|-------------|-------------|--------------|
| 3507.0 | -43.28 | 4.65 | 3.00 | 9.9 | -38.03 | -13.00 | -25.03 | H |
| 5260.5 | -54.89 | 5.95 | 3.00 | 10.91 | -49.93 | -13.00 | -36.93 | H |
| 3507.0 | -43.19 | 4.65 | 3.00 | 9.9 | -37.94 | -13.00 | -24.94 | V |
| 5260.5 | -48.25 | 5.95 | 3.00 | 10.91 | -43.29 | -13.00 | -30.29 | V |

LTE FDD Band 4_Channel Bandwidth 5MHz_QPSK_Low Channel

| Frequency (MHz) | P _{Mea} (dBm) | P _{cl} (dB) | Diatance | G _a Antenna Gain(dB) | Peak EIRP (dBm) | Limit (dBm) | Margin (dB) | Polarization |
|-----------------|------------------------|----------------------|----------|---------------------------------|-----------------|-------------|-------------|--------------|
| 3425.0 | -41.69 | 4.62 | 3.00 | 9.81 | -36.50 | -13.00 | -23.50 | H |
| 5137.5 | -55.80 | 5.94 | 3.00 | 10.86 | -50.88 | -13.00 | -37.88 | H |
| 3425.0 | -40.57 | 4.62 | 3.00 | 9.81 | -35.38 | -13.00 | -22.38 | V |
| 5137.5 | -49.64 | 5.94 | 3.00 | 10.86 | -44.72 | -13.00 | -31.72 | V |

LTE FDD Band 4_Channel Bandwidth 5MHz_QPSK_Middle Channel

| Frequency (MHz) | P _{Mea} (dBm) | P _{cl} (dB) | Diatance | G _a Antenna Gain(dB) | Peak EIRP (dBm) | Limit (dBm) | Margin (dB) | Polarization |
|-----------------|------------------------|----------------------|----------|---------------------------------|-----------------|-------------|-------------|--------------|
| 3465.0 | -45.47 | 4.63 | 3.00 | 9.84 | -40.26 | -13.00 | -27.26 | H |
| 5197.5 | -52.77 | 5.94 | 3.00 | 10.86 | -47.85 | -13.00 | -34.85 | H |
| 3465.0 | -44.66 | 4.63 | 3.00 | 9.84 | -39.45 | -13.00 | -26.45 | V |
| 5197.5 | -49.15 | 5.94 | 3.00 | 10.86 | -44.23 | -13.00 | -31.23 | V |

LTE FDD Band 4_Channel Bandwidth 5MHz_QPSK_High Channel

| Frequency (MHz) | P _{Mea} (dBm) | P _{cl} (dB) | Diatance | G _a Antenna Gain(dB) | Peak EIRP (dBm) | Limit (dBm) | Margin (dB) | Polarization |
|-----------------|------------------------|----------------------|----------|---------------------------------|-----------------|-------------|-------------|--------------|
| 3505.0 | -40.94 | 4.65 | 3.00 | 9.9 | -35.69 | -13.00 | -22.69 | H |
| 5257.5 | -46.65 | 5.95 | 3.00 | 10.91 | -41.69 | -13.00 | -28.69 | H |
| 3505.0 | -41.67 | 4.65 | 3.00 | 9.9 | -36.42 | -13.00 | -23.42 | V |
| 5257.5 | -46.09 | 5.95 | 3.00 | 10.91 | -41.13 | -13.00 | -28.13 | V |

LTE FDD Band 4_Channel Bandwidth 10MHz_QPSK_Low Channel

| Frequency (MHz) | P _{Mea} (dBm) | P _{cl} (dB) | Diatance | G _a Antenna Gain(dB) | Peak EIRP (dBm) | Limit (dBm) | Margin (dB) | Polarization |
|-----------------|------------------------|----------------------|----------|---------------------------------|-----------------|-------------|-------------|--------------|
| 3430.0 | -43.28 | 4.62 | 3.00 | 9.81 | -38.09 | -13.00 | -25.09 | H |
| 5145.0 | -55.27 | 5.94 | 3.00 | 10.86 | -50.35 | -13.00 | -37.35 | H |
| 3430.0 | -40.21 | 4.62 | 3.00 | 9.81 | -35.02 | -13.00 | -22.02 | V |
| 5145.0 | -50.27 | 5.94 | 3.00 | 10.86 | -45.35 | -13.00 | -32.35 | V |

LTE FDD Band 4_Channel Bandwidth 10MHz_QPSK_Middle Channel

| Frequency (MHz) | P _{Mea} (dBm) | P _{cl} (dB) | Diatance | G _a Antenna Gain(dB) | Peak EIRP (dBm) | Limit (dBm) | Margin (dB) | Polarization |
|-----------------|------------------------|----------------------|----------|---------------------------------|-----------------|-------------|-------------|--------------|
| 3465.0 | -41.84 | 4.63 | 3.00 | 9.84 | -36.63 | -13.00 | -23.63 | H |
| 5197.5 | -46.45 | 5.94 | 3.00 | 10.86 | -41.53 | -13.00 | -28.53 | H |
| 3465.0 | -45.12 | 4.63 | 3.00 | 9.84 | -39.91 | -13.00 | -26.91 | V |
| 5197.5 | -55.65 | 5.94 | 3.00 | 10.86 | -50.73 | -13.00 | -37.73 | V |

LTE FDD Band 4_Channel Bandwidth 10MHz_QPSK_High Channel

| Frequency (MHz) | P _{Mea} (dBm) | P _{cl} (dB) | Diatance | G _a Antenna Gain(dB) | Peak EIRP (dBm) | Limit (dBm) | Margin (dB) | Polarization |
|-----------------|------------------------|----------------------|----------|---------------------------------|-----------------|-------------|-------------|--------------|
| 3500.0 | -44.78 | 4.65 | 3.00 | 9.9 | -39.53 | -13.00 | -26.53 | H |
| 5250.0 | -48.52 | 5.95 | 3.00 | 10.91 | -43.56 | -13.00 | -30.56 | H |
| 3500.0 | -45.54 | 4.65 | 3.00 | 9.9 | -40.29 | -13.00 | -27.29 | V |
| 5250.0 | -50.61 | 5.95 | 3.00 | 10.91 | -45.65 | -13.00 | -32.65 | V |

LTE FDD Band 4_Channel Bandwidth 15MHz_QPSK_Low Channel

| Frequency (MHz) | P _{Mea} (dBm) | P _{cl} (dB) | Diatance | G _a Antenna Gain(dB) | Peak EIRP (dBm) | Limit (dBm) | Margin (dB) | Polarization |
|-----------------|------------------------|----------------------|----------|---------------------------------|-----------------|-------------|-------------|--------------|
| 3435.0 | -44.19 | 4.62 | 3.00 | 9.81 | -39.00 | -13.00 | -26.00 | H |
| 5152.5 | -55.87 | 5.94 | 3.00 | 10.86 | -50.95 | -13.00 | -37.95 | H |
| 3435.0 | -41.14 | 4.62 | 3.00 | 9.81 | -35.95 | -13.00 | -22.95 | V |
| 5152.5 | -46.90 | 5.94 | 3.00 | 10.86 | -41.98 | -13.00 | -28.98 | V |

LTE FDD Band 4_Channel Bandwidth 15MHz_QPSK_Middle Channel

| Frequency (MHz) | P _{Mea} (dBm) | P _{cl} (dB) | Diatance | G _a Antenna Gain(dB) | Peak EIRP (dBm) | Limit (dBm) | Margin (dB) | Polarization |
|-----------------|------------------------|----------------------|----------|---------------------------------|-----------------|-------------|-------------|--------------|
| 3465.0 | -40.97 | 4.63 | 3.00 | 9.84 | -35.76 | -13.00 | -22.76 | H |
| 5197.5 | -52.43 | 5.94 | 3.00 | 10.86 | -47.51 | -13.00 | -34.51 | H |
| 3465.0 | -40.54 | 4.63 | 3.00 | 9.84 | -35.33 | -13.00 | -22.33 | V |
| 5197.5 | -49.03 | 5.94 | 3.00 | 10.86 | -44.11 | -13.00 | -31.11 | V |

LTE FDD Band 4_Channel Bandwidth 15MHz_QPSK_High Channel

| Frequency (MHz) | P _{Mea} (dBm) | P _{cl} (dB) | Diatance | G _a Antenna Gain(dB) | Peak EIRP (dBm) | Limit (dBm) | Margin (dB) | Polarization |
|-----------------|------------------------|----------------------|----------|---------------------------------|-----------------|-------------|-------------|--------------|
| 3495.0 | -40.02 | 4.65 | 3.00 | 9.9 | -34.77 | -13.00 | -21.77 | H |
| 5242.5 | -54.05 | 5.95 | 3.00 | 10.91 | -49.09 | -13.00 | -36.09 | H |
| 3495.0 | -41.89 | 4.65 | 3.00 | 9.9 | -36.64 | -13.00 | -23.64 | V |
| 5242.5 | -48.62 | 5.95 | 3.00 | 10.91 | -43.66 | -13.00 | -30.66 | V |

LTE FDD Band 4_Channel Bandwidth 20MHz_QPSK_Low Channel

| Frequency (MHz) | P _{Mea} (dBm) | P _{cl} (dB) | Diatance | G _a Antenna Gain(dB) | Peak EIRP (dBm) | Limit (dBm) | Margin (dB) | Polarization |
|-----------------|------------------------|----------------------|----------|---------------------------------|-----------------|-------------|-------------|--------------|
| 3440.0 | -45.29 | 4.62 | 3.00 | 9.81 | -40.10 | -13.00 | -27.10 | H |
| 5160.0 | -55.03 | 5.94 | 3.00 | 10.86 | -50.11 | -13.00 | -37.11 | H |
| 3440.0 | -41.50 | 4.62 | 3.00 | 9.81 | -36.31 | -13.00 | -23.31 | V |
| 5160.0 | -52.98 | 5.94 | 3.00 | 10.86 | -48.06 | -13.00 | -35.06 | V |

LTE FDD Band 4_Channel Bandwidth 20MHz_QPSK_Middle Channel

| Frequency (MHz) | P _{Mea} (dBm) | P _{cl} (dB) | Diatance | G _a Antenna Gain(dB) | Peak EIRP (dBm) | Limit (dBm) | Margin (dB) | Polarization |
|-----------------|------------------------|----------------------|----------|---------------------------------|-----------------|-------------|-------------|--------------|
| 3465.0 | -45.03 | 4.63 | 3.00 | 9.84 | -39.82 | -13.00 | -26.82 | H |
| 5197.5 | -49.38 | 5.94 | 3.00 | 10.86 | -44.46 | -13.00 | -31.46 | H |
| 3465.0 | -43.23 | 4.63 | 3.00 | 9.84 | -38.02 | -13.00 | -25.02 | V |
| 5197.5 | -50.75 | 5.94 | 3.00 | 10.86 | -45.83 | -13.00 | -32.83 | V |

LTE FDD Band 4_Channel Bandwidth 20MHz_QPSK_High Channel

| Frequency (MHz) | P _{Mea} (dBm) | P _{cl} (dB) | Diatance | G _a Antenna Gain(dB) | Peak EIRP (dBm) | Limit (dBm) | Margin (dB) | Polarization |
|-----------------|------------------------|----------------------|----------|---------------------------------|-----------------|-------------|-------------|--------------|
| 3490.0 | -45.92 | 4.65 | 3.00 | 9.9 | -40.67 | -13.00 | -27.67 | H |
| 5235.0 | -53.94 | 5.95 | 3.00 | 10.91 | -48.98 | -13.00 | -35.98 | H |
| 3490.0 | -42.00 | 4.65 | 3.00 | 9.9 | -36.75 | -13.00 | -23.75 | V |
| 5235.0 | -53.30 | 5.95 | 3.00 | 10.91 | -48.34 | -13.00 | -35.34 | V |

LTE FDD Band 4_Channel Bandwidth 1.4MHz_16QAM_Low Channel

| Frequency (MHz) | P _{Mea} (dBm) | P _{cl} (dB) | Diatance | G _a Antenna Gain(dB) | Peak EIRP (dBm) | Limit (dBm) | Margin (dB) | Polarization |
|-----------------|------------------------|----------------------|----------|---------------------------------|-----------------|-------------|-------------|--------------|
| 3421.4 | -44.08 | 4.62 | 3.00 | 9.81 | -38.89 | -13.00 | -25.89 | H |
| 5132.1 | -53.56 | 5.94 | 3.00 | 10.86 | -48.64 | -13.00 | -35.64 | H |
| 3421.4 | -44.46 | 4.62 | 3.00 | 9.81 | -39.27 | -13.00 | -26.27 | V |
| 5132.1 | -49.39 | 5.94 | 3.00 | 10.86 | -44.47 | -13.00 | -31.47 | V |

LTE FDD Band 4_Channel Bandwidth 1.4MHz_16QAM_Middle Channel

| Frequency (MHz) | P _{Mea} (dBm) | P _{cl} (dB) | Diatance | G _a Antenna Gain(dB) | Peak EIRP (dBm) | Limit (dBm) | Margin (dB) | Polarization |
|-----------------|------------------------|----------------------|----------|---------------------------------|-----------------|-------------|-------------|--------------|
| 3465.0 | -45.81 | 4.63 | 3.00 | 9.84 | -40.60 | -13.00 | -27.60 | H |
| 5197.5 | -52.32 | 5.94 | 3.00 | 10.86 | -47.40 | -13.00 | -34.40 | H |
| 3465.0 | -41.62 | 4.63 | 3.00 | 9.84 | -36.41 | -13.00 | -23.41 | V |
| 5197.5 | -53.64 | 5.94 | 3.00 | 10.86 | -48.72 | -13.00 | -35.72 | V |

LTE FDD Band 4_Channel Bandwidth 1.4MHz_16QAM_High Channel

| Frequency (MHz) | P _{Mea} (dBm) | P _{cl} (dB) | Diatance | G _a Antenna Gain(dB) | Peak EIRP (dBm) | Limit (dBm) | Margin (dB) | Polarization |
|-----------------|------------------------|----------------------|----------|---------------------------------|-----------------|-------------|-------------|--------------|
| 3508.6 | -42.29 | 4.65 | 3.00 | 9.9 | -37.04 | -13.00 | -24.04 | H |
| 5262.9 | -55.25 | 5.95 | 3.00 | 10.91 | -50.29 | -13.00 | -37.29 | H |
| 3508.6 | -40.63 | 4.65 | 3.00 | 9.9 | -35.38 | -13.00 | -22.38 | V |
| 5262.9 | -52.75 | 5.95 | 3.00 | 10.91 | -47.79 | -13.00 | -34.79 | V |

LTE FDD Band 4_Channel Bandwidth 3MHz_16QAM_Low Channel

| Frequency (MHz) | P _{Mea} (dBm) | P _{cl} (dB) | Diatance | G _a Antenna Gain(dB) | Peak EIRP (dBm) | Limit (dBm) | Margin (dB) | Polarization |
|-----------------|------------------------|----------------------|----------|---------------------------------|-----------------|-------------|-------------|--------------|
| 3423.0 | -42.85 | 4.62 | 3.00 | 9.81 | -37.66 | -13.00 | -24.66 | H |
| 5134.5 | -54.91 | 5.94 | 3.00 | 10.86 | -49.99 | -13.00 | -36.99 | H |
| 3423.0 | -45.88 | 4.62 | 3.00 | 9.81 | -40.69 | -13.00 | -27.69 | V |
| 5134.5 | -55.83 | 5.94 | 3.00 | 10.86 | -50.91 | -13.00 | -37.91 | V |

LTE FDD Band 4_Channel Bandwidth 3MHz_16QAM_Middle Channel

| Frequency (MHz) | P _{Mea} (dBm) | P _{cl} (dB) | Diatance | G _a Antenna Gain(dB) | Peak EIRP (dBm) | Limit (dBm) | Margin (dB) | Polarization |
|-----------------|------------------------|----------------------|----------|---------------------------------|-----------------|-------------|-------------|--------------|
| 3465.00 | -40.33 | 4.63 | 3.00 | 9.84 | -35.12 | -13.00 | -22.12 | H |
| 5197.50 | -52.64 | 5.94 | 3.00 | 10.86 | -47.72 | -13.00 | -34.72 | H |
| 3465.00 | -40.13 | 4.63 | 3.00 | 9.84 | -34.92 | -13.00 | -21.92 | V |
| 5197.50 | -51.69 | 5.94 | 3.00 | 10.86 | -46.77 | -13.00 | -33.77 | V |

LTE FDD Band 4_Channel Bandwidth 3MHz_16QAM_High Channel

| Frequency (MHz) | P _{Mea} (dBm) | P _{cl} (dB) | Diatance | G _a Antenna Gain(dB) | Peak EIRP (dBm) | Limit (dBm) | Margin (dB) | Polarization |
|-----------------|------------------------|----------------------|----------|---------------------------------|-----------------|-------------|-------------|--------------|
| 3507.0 | -44.77 | 4.65 | 3.00 | 9.9 | -39.52 | -13.00 | -26.52 | H |
| 5260.5 | -55.32 | 5.95 | 3.00 | 10.91 | -50.36 | -13.00 | -37.36 | H |
| 3507.0 | -41.73 | 4.65 | 3.00 | 9.9 | -36.48 | -13.00 | -23.48 | V |
| 5260.5 | -54.75 | 5.95 | 3.00 | 10.91 | -49.79 | -13.00 | -36.79 | V |

LTE FDD Band 4_Channel Bandwidth 5MHz_16QAM_Low Channel

| Frequency (MHz) | P _{Mea} (dBm) | P _{cl} (dB) | Diatance | G _a Antenna Gain(dB) | Peak EIRP (dBm) | Limit (dBm) | Margin (dB) | Polarization |
|-----------------|------------------------|----------------------|----------|---------------------------------|-----------------|-------------|-------------|--------------|
| 3425.0 | -40.69 | 4.62 | 3.00 | 9.81 | -35.50 | -13.00 | -22.50 | H |
| 5137.5 | -50.86 | 5.94 | 3.00 | 10.86 | -45.94 | -13.00 | -32.94 | H |
| 3425.0 | -41.42 | 4.62 | 3.00 | 9.81 | -36.23 | -13.00 | -23.23 | V |
| 5137.5 | -46.17 | 5.94 | 3.00 | 10.86 | -41.25 | -13.00 | -28.25 | V |

LTE FDD Band 4_Channel Bandwidth 5MHz_16QAM_Middle Channel

| Frequency (MHz) | P _{Mea} (dBm) | P _{cl} (dB) | Diatance | G _a Antenna Gain(dB) | Peak EIRP (dBm) | Limit (dBm) | Margin (dB) | Polarization |
|-----------------|------------------------|----------------------|----------|---------------------------------|-----------------|-------------|-------------|--------------|
| 3465.0 | -42.32 | 4.63 | 3.00 | 9.84 | -37.11 | -13.00 | -24.11 | H |
| 5197.5 | -53.09 | 5.94 | 3.00 | 10.86 | -48.17 | -13.00 | -35.17 | H |
| 3465.0 | -44.89 | 4.63 | 3.00 | 9.84 | -39.68 | -13.00 | -26.68 | V |
| 5197.5 | -55.22 | 5.94 | 3.00 | 10.86 | -50.30 | -13.00 | -37.30 | V |

LTE FDD Band 4_Channel Bandwidth 5MHz_16QAM_High Channel

| Frequency (MHz) | P _{Mea} (dBm) | P _{cl} (dB) | Diatance | G _a Antenna Gain(dB) | Peak EIRP (dBm) | Limit (dBm) | Margin (dB) | Polarization |
|-----------------|------------------------|----------------------|----------|---------------------------------|-----------------|-------------|-------------|--------------|
| 3505.0 | -43.77 | 4.65 | 3.00 | 9.9 | -38.52 | -13.00 | -25.52 | H |
| 5257.5 | -50.70 | 5.95 | 3.00 | 10.91 | -45.74 | -13.00 | -32.74 | H |
| 3505.0 | -43.34 | 4.65 | 3.00 | 9.9 | -38.09 | -13.00 | -25.09 | V |
| 5257.5 | -46.21 | 5.95 | 3.00 | 10.91 | -41.25 | -13.00 | -28.25 | V |

LTE FDD Band 4_Channel Bandwidth 10MHz_16QAM_Low Channel

| Frequency (MHz) | P _{Mea} (dBm) | P _{cl} (dB) | Diatance | G _a Antenna Gain(dB) | Peak EIRP (dBm) | Limit (dBm) | Margin (dB) | Polarization |
|-----------------|------------------------|----------------------|----------|---------------------------------|-----------------|-------------|-------------|--------------|
| 3430.0 | -41.27 | 4.62 | 3.00 | 9.81 | -36.08 | -13.00 | -23.08 | H |
| 5145.0 | -49.88 | 5.94 | 3.00 | 10.86 | -44.96 | -13.00 | -31.96 | H |
| 3430.0 | -40.05 | 4.62 | 3.00 | 9.81 | -34.86 | -13.00 | -21.86 | V |
| 5145.0 | -55.22 | 5.94 | 3.00 | 10.86 | -50.30 | -13.00 | -37.30 | V |

LTE FDD Band 4_Channel Bandwidth 10MHz_16QAM_Middle Channel

| Frequency (MHz) | P _{Mea} (dBm) | P _{cl} (dB) | Diatance | G _a Antenna Gain(dB) | Peak EIRP (dBm) | Limit (dBm) | Margin (dB) | Polarization |
|-----------------|------------------------|----------------------|----------|---------------------------------|-----------------|-------------|-------------|--------------|
| 3465.0 | -41.66 | 4.63 | 3.00 | 9.84 | -36.45 | -13.00 | -23.45 | H |
| 5197.5 | -51.01 | 5.94 | 3.00 | 10.86 | -46.09 | -13.00 | -33.09 | H |
| 3465.0 | -41.20 | 4.63 | 3.00 | 9.84 | -35.99 | -13.00 | -22.99 | V |
| 5197.5 | -48.81 | 5.94 | 3.00 | 10.86 | -43.89 | -13.00 | -30.89 | V |

LTE FDD Band 4_Channel Bandwidth 10MHz_16QAM_High Channel

| Frequency (MHz) | P _{Mea} (dBm) | P _{cl} (dB) | Diatance | G _a Antenna Gain(dB) | Peak EIRP (dBm) | Limit (dBm) | Margin (dB) | Polarization |
|-----------------|------------------------|----------------------|----------|---------------------------------|-----------------|-------------|-------------|--------------|
| 3500.0 | -40.34 | 4.65 | 3.00 | 9.9 | -35.09 | -13.00 | -22.09 | H |
| 5250.0 | -55.80 | 5.95 | 3.00 | 10.91 | -50.84 | -13.00 | -37.84 | H |
| 3500.0 | -42.92 | 4.65 | 3.00 | 9.9 | -37.67 | -13.00 | -24.67 | V |
| 5250.0 | -53.10 | 5.95 | 3.00 | 10.91 | -48.14 | -13.00 | -35.14 | V |

LTE FDD Band 4_Channel Bandwidth 15MHz_16QAM_Low Channel

| Frequency (MHz) | P _{Mea} (dBm) | P _{cl} (dB) | Diatance | G _a Antenna Gain(dB) | Peak EIRP (dBm) | Limit (dBm) | Margin (dB) | Polarization |
|-----------------|------------------------|----------------------|----------|---------------------------------|-----------------|-------------|-------------|--------------|
| 3435.0 | -43.10 | 4.62 | 3.00 | 9.81 | -37.91 | -13.00 | -24.91 | H |
| 5152.5 | -54.08 | 5.94 | 3.00 | 10.86 | -49.16 | -13.00 | -36.16 | H |
| 3435.0 | -45.25 | 4.62 | 3.00 | 9.81 | -40.06 | -13.00 | -27.06 | V |
| 5152.5 | -48.06 | 5.94 | 3.00 | 10.86 | -43.14 | -13.00 | -30.14 | V |

LTE FDD Band 4_Channel Bandwidth 15MHz_16QAM_Middle Channel

| Frequency (MHz) | P _{Mea} (dBm) | P _{cl} (dB) | Diatance | G _a Antenna Gain(dB) | Peak EIRP (dBm) | Limit (dBm) | Margin (dB) | Polarization |
|-----------------|------------------------|----------------------|----------|---------------------------------|-----------------|-------------|-------------|--------------|
| 3465.0 | -40.97 | 4.63 | 3.00 | 9.84 | -35.76 | -13.00 | -22.76 | H |
| 5197.5 | -48.18 | 5.94 | 3.00 | 10.86 | -43.26 | -13.00 | -30.26 | H |
| 3465.0 | -41.74 | 4.63 | 3.00 | 9.84 | -36.53 | -13.00 | -23.53 | V |
| 5197.5 | -54.59 | 5.94 | 3.00 | 10.86 | -49.67 | -13.00 | -36.67 | V |

LTE FDD Band 4_Channel Bandwidth 15MHz_16QAM_High Channel

| Frequency (MHz) | P _{Mea} (dBm) | P _{cl} (dB) | Diatance | G _a Antenna Gain(dB) | Peak EIRP (dBm) | Limit (dBm) | Margin (dB) | Polarization |
|-----------------|------------------------|----------------------|----------|---------------------------------|-----------------|-------------|-------------|--------------|
| 3495.0 | -44.50 | 4.65 | 3.00 | 9.9 | -39.25 | -13.00 | -26.25 | H |
| 5242.5 | -47.85 | 5.95 | 3.00 | 10.91 | -42.89 | -13.00 | -29.89 | H |
| 3495.0 | -45.34 | 4.65 | 3.00 | 9.9 | -40.09 | -13.00 | -27.09 | V |
| 5242.5 | -53.65 | 5.95 | 3.00 | 10.91 | -48.69 | -13.00 | -35.69 | V |

LTE FDD Band 4_Channel Bandwidth 20MHz_16QAM_Low Channel

| Frequency (MHz) | P _{Mea} (dBm) | P _{cl} (dB) | Diatance | G _a Antenna Gain(dB) | Peak EIRP (dBm) | Limit (dBm) | Margin (dB) | Polarization |
|-----------------|------------------------|----------------------|----------|---------------------------------|-----------------|-------------|-------------|--------------|
| 3440.0 | -41.74 | 4.62 | 3.00 | 9.81 | -36.55 | -13.00 | -23.55 | H |
| 5160.0 | -51.92 | 5.94 | 3.00 | 10.86 | -47.00 | -13.00 | -34.00 | H |
| 3440.0 | -43.92 | 4.62 | 3.00 | 9.81 | -38.73 | -13.00 | -25.73 | V |
| 5160.0 | -51.78 | 5.94 | 3.00 | 10.86 | -46.86 | -13.00 | -33.86 | V |

LTE FDD Band 4_Channel Bandwidth 20MHz_16QAM_Middle Channel

| Frequency (MHz) | P _{Mea} (dBm) | P _{cl} (dB) | Diatance | G _a Antenna Gain(dB) | Peak EIRP (dBm) | Limit (dBm) | Margin (dB) | Polarization |
|-----------------|------------------------|----------------------|----------|---------------------------------|-----------------|-------------|-------------|--------------|
| 3465.0 | -44.17 | 4.63 | 3.00 | 9.84 | -38.96 | -13.00 | -25.96 | H |
| 5197.5 | -52.95 | 5.94 | 3.00 | 10.86 | -48.03 | -13.00 | -35.03 | H |
| 3465.0 | -43.25 | 4.63 | 3.00 | 9.84 | -38.04 | -13.00 | -25.04 | V |
| 5197.5 | -55.61 | 5.94 | 3.00 | 10.86 | -50.69 | -13.00 | -37.69 | V |

LTE FDD Band 4_Channel Bandwidth 20MHz_16QAM_High Channel

| Frequency (MHz) | P _{Mea} (dBm) | P _{cl} (dB) | Diatance | G _a Antenna Gain(dB) | Peak EIRP (dBm) | Limit (dBm) | Margin (dB) | Polarization |
|-----------------|------------------------|----------------------|----------|---------------------------------|-----------------|-------------|-------------|--------------|
| 3490.0 | -45.71 | 4.65 | 3.00 | 9.9 | -40.46 | -13.00 | -27.46 | H |
| 5235.0 | -50.16 | 5.95 | 3.00 | 10.91 | -45.20 | -13.00 | -32.20 | H |
| 3490.0 | -40.43 | 4.65 | 3.00 | 9.9 | -35.18 | -13.00 | -22.18 | V |
| 5235.0 | -54.35 | 5.95 | 3.00 | 10.91 | -49.39 | -13.00 | -36.39 | V |

LTE FDD Band 5_Channel Bandwidth 1.4MHz_QPSK_Low Channel

| Frequency (MHz) | P _{Mea} (dBm) | P _{cl} (dB) | Diatance | G _a Antenna Gain(dB) | Peak EIRP (dBm) | Limit (dBm) | Margin (dB) | Polarization |
|-----------------|------------------------|----------------------|----------|---------------------------------|-----------------|-------------|-------------|--------------|
| 1649.40 | -44.54 | 3.86 | 3.00 | 8.56 | -39.84 | -13.00 | -26.84 | H |
| 2474.10 | -48.15 | 4.29 | 3.00 | 6.98 | -45.46 | -13.00 | -32.46 | H |
| 1649.40 | -41.62 | 3.86 | 3.00 | 8.56 | -36.92 | -13.00 | -23.92 | V |
| 2474.10 | -55.85 | 4.29 | 3.00 | 6.98 | -53.16 | -13.00 | -40.16 | V |

LTE FDD Band 5_Channel Bandwidth 1.4MHz_QPSK_Middle Channel

| Frequency (MHz) | P _{Mea} (dBm) | P _{cl} (dB) | Diatance | G _a Antenna Gain(dB) | Peak EIRP (dBm) | Limit (dBm) | Margin (dB) | Polarization |
|-----------------|------------------------|----------------------|----------|---------------------------------|-----------------|-------------|-------------|--------------|
| 1673.00 | -40.57 | 3.90 | 3.00 | 8.58 | -35.89 | -13.00 | -22.89 | H |
| 2509.50 | -52.93 | 4.32 | 3.00 | 6.80 | -50.45 | -13.00 | -37.45 | H |
| 1673.00 | -43.01 | 3.90 | 3.00 | 8.58 | -38.33 | -13.00 | -25.33 | V |
| 2509.50 | -46.48 | 4.32 | 3.00 | 6.80 | -44.00 | -13.00 | -31.00 | V |

LTE FDD Band 5_Channel Bandwidth 1.4MHz_QPSK_High Channel

| Frequency (MHz) | P _{Mea} (dBm) | P _{cl} (dB) | Diatance | G _a Antenna Gain(dB) | Peak EIRP (dBm) | Limit (dBm) | Margin (dB) | Polarization |
|-----------------|------------------------|----------------------|----------|---------------------------------|-----------------|-------------|-------------|--------------|
| 1696.60 | -45.60 | 3.91 | 3.00 | 9.06 | -40.45 | -13.00 | -27.45 | H |
| 2544.90 | -51.51 | 4.32 | 3.00 | 6.65 | -49.18 | -13.00 | -36.18 | H |
| 1696.60 | -43.21 | 3.91 | 3.00 | 9.06 | -38.06 | -13.00 | -25.06 | V |
| 2544.90 | -52.03 | 4.32 | 3.00 | 6.65 | -49.70 | -13.00 | -36.70 | V |

LTE FDD Band 5_Channel Bandwidth 3MHz_QPSK_Low Channel

| Frequency (MHz) | P _{Mea} (dBm) | P _{cl} (dB) | Diatance | G _a Antenna Gain(dB) | Peak EIRP (dBm) | Limit (dBm) | Margin (dB) | Polarization |
|-----------------|------------------------|----------------------|----------|---------------------------------|-----------------|-------------|-------------|--------------|
| 1651.00 | -43.31 | 3.86 | 3.00 | 8.56 | -38.61 | -13.00 | -25.61 | H |
| 2476.50 | -47.73 | 4.29 | 3.00 | 6.98 | -45.04 | -13.00 | -32.04 | H |
| 1651.00 | -43.27 | 3.86 | 3.00 | 8.56 | -38.57 | -13.00 | -25.57 | V |
| 2476.50 | -46.08 | 4.29 | 3.00 | 6.98 | -43.39 | -13.00 | -30.39 | V |

LTE FDD Band 5_Channel Bandwidth 3MHz_QPSK_Middle Channel

| Frequency (MHz) | P _{Mea} (dBm) | P _{cl} (dB) | Diatance | G _a Antenna Gain(dB) | Peak EIRP (dBm) | Limit (dBm) | Margin (dB) | Polarization |
|-----------------|------------------------|----------------------|----------|---------------------------------|-----------------|-------------|-------------|--------------|
| 1673.00 | -42.73 | 3.90 | 3.00 | 8.58 | -38.05 | -13.00 | -25.05 | H |
| 2509.50 | -54.74 | 4.32 | 3.00 | 6.80 | -52.26 | -13.00 | -39.26 | H |
| 1673.00 | -41.67 | 3.90 | 3.00 | 8.58 | -36.99 | -13.00 | -23.99 | V |
| 2509.50 | -51.86 | 4.32 | 3.00 | 6.80 | -49.38 | -13.00 | -36.38 | V |

LTE FDD Band 5_Channel Bandwidth 3MHz_QPSK_High Channel

| Frequency (MHz) | P _{Mea} (dBm) | P _{cl} (dB) | Diatance | G _a Antenna Gain(dB) | Peak EIRP (dBm) | Limit (dBm) | Margin (dB) | Polarization |
|-----------------|------------------------|----------------------|----------|---------------------------------|-----------------|-------------|-------------|--------------|
| 1695.00 | -41.52 | 3.91 | 3.00 | 9.06 | -36.37 | -13.00 | -23.37 | H |
| 2542.50 | -54.07 | 4.32 | 3.00 | 6.65 | -51.74 | -13.00 | -38.74 | H |
| 1695.00 | -41.46 | 3.91 | 3.00 | 9.06 | -36.31 | -13.00 | -23.31 | V |
| 2542.50 | -55.26 | 4.32 | 3.00 | 6.65 | -52.93 | -13.00 | -39.93 | V |

LTE FDD Band 5_Channel Bandwidth 5MHz_QPSK_Low Channel

| Frequency (MHz) | P _{Mea} (dBm) | P _{cl} (dB) | Diatance | G _a Antenna Gain(dB) | Peak EIRP (dBm) | Limit (dBm) | Margin (dB) | Polarization |
|-----------------|------------------------|----------------------|----------|---------------------------------|-----------------|-------------|-------------|--------------|
| 1653.00 | -43.61 | 3.86 | 3.00 | 8.56 | -38.91 | -13.00 | -25.91 | H |
| 2479.50 | -51.08 | 4.29 | 3.00 | 6.98 | -48.39 | -13.00 | -35.39 | H |
| 1653.00 | -44.28 | 3.86 | 3.00 | 8.56 | -39.58 | -13.00 | -26.58 | V |
| 2479.50 | -49.29 | 4.29 | 3.00 | 6.98 | -46.60 | -13.00 | -33.60 | V |

LTE FDD Band 5_Channel Bandwidth 5MHz_QPSK_Middle Channel

| Frequency (MHz) | P _{Mea} (dBm) | P _{cl} (dB) | Diatance | G _a Antenna Gain(dB) | Peak EIRP (dBm) | Limit (dBm) | Margin (dB) | Polarization |
|-----------------|------------------------|----------------------|----------|---------------------------------|-----------------|-------------|-------------|--------------|
| 1673.00 | -43.19 | 3.90 | 3.00 | 8.58 | -38.51 | -13.00 | -25.51 | H |
| 2509.50 | -55.42 | 4.32 | 3.00 | 6.80 | -52.94 | -13.00 | -39.94 | H |
| 1673.00 | -43.04 | 3.90 | 3.00 | 8.58 | -38.36 | -13.00 | -25.36 | V |
| 2509.50 | -49.40 | 4.32 | 3.00 | 6.80 | -46.92 | -13.00 | -33.92 | V |

LTE FDD Band 5_Channel Bandwidth 5MHz_QPSK_High Channel

| Frequency (MHz) | P _{Mea} (dBm) | P _{cl} (dB) | Diatance | G _a Antenna Gain(dB) | Peak EIRP (dBm) | Limit (dBm) | Margin (dB) | Polarization |
|-----------------|------------------------|----------------------|----------|---------------------------------|-----------------|-------------|-------------|--------------|
| 1693.00 | -41.60 | 3.91 | 3.00 | 9.06 | -36.45 | -13.00 | -23.45 | H |
| 2539.50 | -50.63 | 4.32 | 3.00 | 6.65 | -48.30 | -13.00 | -35.30 | H |
| 1693.00 | -41.03 | 3.91 | 3.00 | 9.06 | -35.88 | -13.00 | -22.88 | V |
| 2539.50 | -48.68 | 4.32 | 3.00 | 6.65 | -46.35 | -13.00 | -33.35 | V |

LTE FDD Band 5_Channel Bandwidth 10MHz_QPSK_Low Channel

| Frequency (MHz) | P _{Mea} (dBm) | P _{cl} (dB) | Diatance | G _a Antenna Gain(dB) | Peak EIRP (dBm) | Limit (dBm) | Margin (dB) | Polarization |
|-----------------|------------------------|----------------------|----------|---------------------------------|-----------------|-------------|-------------|--------------|
| 1658.00 | -43.17 | 3.86 | 3.00 | 8.56 | -38.47 | -13.00 | -25.47 | H |
| 2487.00 | -49.31 | 4.29 | 3.00 | 6.98 | -46.62 | -13.00 | -33.62 | H |
| 1658.00 | -45.39 | 3.86 | 3.00 | 8.56 | -40.69 | -13.00 | -27.69 | V |
| 2487.00 | -52.91 | 4.29 | 3.00 | 6.98 | -50.22 | -13.00 | -37.22 | V |

LTE FDD Band 5_Channel Bandwidth 10MHz_QPSK_Middle Channel

| Frequency (MHz) | P _{Mea} (dBm) | P _{cl} (dB) | Diatance | G _a Antenna Gain(dB) | Peak EIRP (dBm) | Limit (dBm) | Margin (dB) | Polarization |
|-----------------|------------------------|----------------------|----------|---------------------------------|-----------------|-------------|-------------|--------------|
| 1673.00 | -43.82 | 3.90 | 3.00 | 8.58 | -39.14 | -13.00 | -26.14 | H |
| 2509.50 | -51.88 | 4.32 | 3.00 | 6.80 | -49.40 | -13.00 | -36.40 | H |
| 1673.00 | -44.34 | 3.90 | 3.00 | 8.58 | -39.66 | -13.00 | -26.66 | V |
| 2509.50 | -49.62 | 4.32 | 3.00 | 6.80 | -47.14 | -13.00 | -34.14 | V |

LTE FDD Band 5_Channel Bandwidth 10MHz_QPSK_High Channel

| Frequency (MHz) | P _{Mea} (dBm) | P _{cl} (dB) | Diatance | G _a Antenna Gain(dB) | Peak EIRP (dBm) | Limit (dBm) | Margin (dB) | Polarization |
|-----------------|------------------------|----------------------|----------|---------------------------------|-----------------|-------------|-------------|--------------|
| 1688.00 | -43.21 | 3.91 | 3.00 | 9.06 | -38.06 | -13.00 | -25.06 | H |
| 2532.00 | -48.04 | 4.32 | 3.00 | 6.65 | -45.71 | -13.00 | -32.71 | H |
| 1688.00 | -45.00 | 3.91 | 3.00 | 9.06 | -39.85 | -13.00 | -26.85 | V |
| 2532.00 | -48.74 | 4.32 | 3.00 | 6.65 | -46.41 | -13.00 | -33.41 | V |

LTE FDD Band 5_Channel Bandwidth 1.4MHz_16QAM_Low Channel

| Frequency (MHz) | P _{Mea} (dBm) | P _{cl} (dB) | Diatance | G _a Antenna Gain(dB) | Peak EIRP (dBm) | Limit (dBm) | Margin (dB) | Polarization |
|-----------------|------------------------|----------------------|----------|---------------------------------|-----------------|-------------|-------------|--------------|
| 1649.40 | -43.79 | 3.86 | 3.00 | 8.56 | -39.09 | -13.00 | -26.09 | H |
| 2474.10 | -46.09 | 4.29 | 3.00 | 6.98 | -43.40 | -13.00 | -30.40 | H |
| 1649.40 | -44.06 | 3.86 | 3.00 | 8.56 | -39.36 | -13.00 | -26.36 | V |
| 2474.10 | -46.95 | 4.29 | 3.00 | 6.98 | -44.26 | -13.00 | -31.26 | V |

LTE FDD Band 5_Channel Bandwidth 1.4MHz_16QAM_Middle Channel

| Frequency (MHz) | P _{Mea} (dBm) | P _{cl} (dB) | Diatance | G _a Antenna Gain(dB) | Peak EIRP (dBm) | Limit (dBm) | Margin (dB) | Polarization |
|-----------------|------------------------|----------------------|----------|---------------------------------|-----------------|-------------|-------------|--------------|
| 1673.00 | -43.16 | 3.90 | 3.00 | 8.58 | -38.48 | -13.00 | -25.48 | H |
| 2509.50 | -50.33 | 4.32 | 3.00 | 6.80 | -47.85 | -13.00 | -34.85 | H |
| 1673.00 | -41.38 | 3.90 | 3.00 | 8.58 | -36.70 | -13.00 | -23.70 | V |
| 2509.50 | -47.63 | 4.32 | 3.00 | 6.80 | -45.15 | -13.00 | -32.15 | V |

LTE FDD Band 5_Channel Bandwidth 1.4MHz_16QAM_High Channel

| Frequency (MHz) | P _{Mea} (dBm) | P _{cl} (dB) | Diatance | G _a Antenna Gain(dB) | Peak EIRP (dBm) | Limit (dBm) | Margin (dB) | Polarization |
|-----------------|------------------------|----------------------|----------|---------------------------------|-----------------|-------------|-------------|--------------|
| 1696.60 | -43.77 | 3.91 | 3.00 | 9.06 | -38.62 | -13.00 | -25.62 | H |
| 2544.90 | -48.53 | 4.32 | 3.00 | 6.65 | -46.20 | -13.00 | -33.20 | H |
| 1696.60 | -45.30 | 3.91 | 3.00 | 9.06 | -40.15 | -13.00 | -27.15 | V |
| 2544.90 | -54.10 | 4.32 | 3.00 | 6.65 | -51.77 | -13.00 | -38.77 | V |

LTE FDD Band 5_Channel Bandwidth 3MHz_16QAM_Low Channel

| Frequency (MHz) | P _{Mea} (dBm) | P _{cl} (dB) | Diatance | G _a Antenna Gain(dB) | Peak EIRP (dBm) | Limit (dBm) | Margin (dB) | Polarization |
|-----------------|------------------------|----------------------|----------|---------------------------------|-----------------|-------------|-------------|--------------|
| 1651.00 | -40.23 | 3.86 | 3.00 | 8.56 | -35.53 | -13.00 | -22.53 | H |
| 2476.50 | -46.59 | 4.29 | 3.00 | 6.98 | -43.90 | -13.00 | -30.90 | H |
| 1651.00 | -45.89 | 3.86 | 3.00 | 8.56 | -41.19 | -13.00 | -28.19 | V |
| 2476.50 | -51.73 | 4.29 | 3.00 | 6.98 | -49.04 | -13.00 | -36.04 | V |

LTE FDD Band 5_Channel Bandwidth 3MHz_16QAM_Middle Channel

| Frequency (MHz) | P _{Mea} (dBm) | P _{cl} (dB) | Diatance | G _a Antenna Gain(dB) | Peak EIRP (dBm) | Limit (dBm) | Margin (dB) | Polarization |
|-----------------|------------------------|----------------------|----------|---------------------------------|-----------------|-------------|-------------|--------------|
| 1673.00 | -45.47 | 3.90 | 3.00 | 8.58 | -40.79 | -13.00 | -27.79 | H |
| 2509.50 | -47.92 | 4.32 | 3.00 | 6.80 | -45.44 | -13.00 | -32.44 | H |
| 1673.00 | -45.44 | 3.90 | 3.00 | 8.58 | -40.76 | -13.00 | -27.76 | V |
| 2509.50 | -48.71 | 4.32 | 3.00 | 6.80 | -46.23 | -13.00 | -33.23 | V |

LTE FDD Band 5_Channel Bandwidth 3MHz_16QAM_High Channel

| Frequency (MHz) | P _{Mea} (dBm) | P _{cl} (dB) | Diatance | G _a Antenna Gain(dB) | Peak EIRP (dBm) | Limit (dBm) | Margin (dB) | Polarization |
|-----------------|------------------------|----------------------|----------|---------------------------------|-----------------|-------------|-------------|--------------|
| 1695.00 | -44.77 | 3.91 | 3.00 | 9.06 | -39.62 | -13.00 | -26.62 | H |
| 2542.50 | -48.11 | 4.32 | 3.00 | 6.65 | -45.78 | -13.00 | -32.78 | H |
| 1695.00 | -45.06 | 3.91 | 3.00 | 9.06 | -39.91 | -13.00 | -26.91 | V |
| 2542.50 | -51.31 | 4.32 | 3.00 | 6.65 | -48.98 | -13.00 | -35.98 | V |

LTE FDD Band 5_Channel Bandwidth 5MHz_16QAM_Low Channel

| Frequency (MHz) | P _{Mea} (dBm) | P _{cl} (dB) | Diatance | G _a Antenna Gain(dB) | Peak EIRP (dBm) | Limit (dBm) | Margin (dB) | Polarization |
|-----------------|------------------------|----------------------|----------|---------------------------------|-----------------|-------------|-------------|--------------|
| 1653.00 | -44.05 | 3.86 | 3.00 | 8.56 | -39.35 | -13.00 | -26.35 | H |
| 2479.50 | -46.65 | 4.29 | 3.00 | 6.98 | -43.96 | -13.00 | -30.96 | H |
| 1653.00 | -41.05 | 3.86 | 3.00 | 8.56 | -36.35 | -13.00 | -23.35 | V |
| 2479.50 | -48.00 | 4.29 | 3.00 | 6.98 | -45.31 | -13.00 | -32.31 | V |

LTE FDD Band 5_Channel Bandwidth 5MHz_16QAM_Middle Channel

| Frequency (MHz) | P _{Mea} (dBm) | P _{cl} (dB) | Diatance | G _a Antenna Gain(dB) | Peak EIRP (dBm) | Limit (dBm) | Margin (dB) | Polarization |
|-----------------|------------------------|----------------------|----------|---------------------------------|-----------------|-------------|-------------|--------------|
| 1673.00 | -42.57 | 3.90 | 3.00 | 8.58 | -37.89 | -13.00 | -24.89 | H |
| 2509.50 | -46.81 | 4.32 | 3.00 | 6.80 | -44.33 | -13.00 | -31.33 | H |
| 1673.00 | -43.66 | 3.90 | 3.00 | 8.58 | -38.98 | -13.00 | -25.98 | V |
| 2509.50 | -48.87 | 4.32 | 3.00 | 6.80 | -46.39 | -13.00 | -33.39 | V |

LTE FDD Band 5_Channel Bandwidth 5MHz_16QAM_High Channel

| Frequency (MHz) | P _{Mea} (dBm) | P _{cl} (dB) | Diatance | G _a Antenna Gain(dB) | Peak EIRP (dBm) | Limit (dBm) | Margin (dB) | Polarization |
|-----------------|------------------------|----------------------|----------|---------------------------------|-----------------|-------------|-------------|--------------|
| 1693.00 | -44.38 | 3.91 | 3.00 | 9.06 | -39.23 | -13.00 | -26.23 | H |
| 2539.50 | -48.62 | 4.32 | 3.00 | 6.65 | -46.29 | -13.00 | -33.29 | H |
| 1693.00 | -45.44 | 3.91 | 3.00 | 9.06 | -40.29 | -13.00 | -27.29 | V |
| 2539.50 | -55.01 | 4.32 | 3.00 | 6.65 | -52.68 | -13.00 | -39.68 | V |

LTE FDD Band 5_Channel Bandwidth 10MHz_16QAM_Low Channel

| Frequency (MHz) | P _{Mea} (dBm) | P _{cl} (dB) | Diatance | G _a Antenna Gain(dB) | Peak EIRP (dBm) | Limit (dBm) | Margin (dB) | Polarization |
|-----------------|------------------------|----------------------|----------|---------------------------------|-----------------|-------------|-------------|--------------|
| 1658.00 | -44.55 | 3.86 | 3.00 | 8.56 | -39.85 | -13.00 | -26.85 | H |
| 2487.00 | -49.76 | 4.29 | 3.00 | 6.98 | -47.07 | -13.00 | -34.07 | H |
| 1658.00 | -40.40 | 3.86 | 3.00 | 8.56 | -35.70 | -13.00 | -22.70 | V |
| 2487.00 | -53.62 | 4.29 | 3.00 | 6.98 | -50.93 | -13.00 | -37.93 | V |

LTE FDD Band 5_Channel Bandwidth 10MHz_16QAM_Middle Channel

| Frequency (MHz) | P _{Mea} (dBm) | P _{cl} (dB) | Diatance | G _a Antenna Gain(dB) | Peak EIRP (dBm) | Limit (dBm) | Margin (dB) | Polarization |
|-----------------|------------------------|----------------------|----------|---------------------------------|-----------------|-------------|-------------|--------------|
| 1673.00 | -43.90 | 3.90 | 3.00 | 8.58 | -39.22 | -13.00 | -26.22 | H |
| 2509.50 | -53.85 | 4.32 | 3.00 | 6.80 | -51.37 | -13.00 | -38.37 | H |
| 1673.00 | -43.87 | 3.90 | 3.00 | 8.58 | -39.19 | -13.00 | -26.19 | V |
| 2509.50 | -50.47 | 4.32 | 3.00 | 6.80 | -47.99 | -13.00 | -34.99 | V |

LTE FDD Band 5_Channel Bandwidth 10MHz_16QAM_High Channel

| Frequency (MHz) | P _{Mea} (dBm) | P _{cl} (dB) | Diatance | G _a Antenna Gain(dB) | Peak EIRP (dBm) | Limit (dBm) | Margin (dB) | Polarization |
|-----------------|------------------------|----------------------|----------|---------------------------------|-----------------|-------------|-------------|--------------|
| 1688.00 | -40.30 | 3.91 | 3.00 | 9.06 | -35.15 | -13.00 | -22.15 | H |
| 2532.00 | -55.52 | 4.32 | 3.00 | 6.65 | -53.19 | -13.00 | -40.19 | H |
| 1688.00 | -41.05 | 3.91 | 3.00 | 9.06 | -35.90 | -13.00 | -22.90 | V |
| 2532.00 | -49.07 | 4.32 | 3.00 | 6.65 | -46.74 | -13.00 | -33.74 | V |

LTE FDD Band 7_Channel Bandwidth 5MHz_QPSK_Low Channel

| Frequency (MHz) | P _{Mea} (dBm) | P _{cl} (dB) | Diatance | G _a Antenna Gain(dB) | Peak EIRP (dBm) | Limit (dBm) | Margin (dB) | Polarization |
|-----------------|------------------------|----------------------|----------|---------------------------------|-----------------|-------------|-------------|--------------|
| 5005.0 | -43.10 | 5.88 | 3.00 | 10.77 | -38.21 | -13.00 | -25.21 | H |
| 7507.5 | -54.28 | 7.12 | 3.00 | 12.26 | -49.14 | -13.00 | -36.14 | H |
| 5005.0 | -40.45 | 5.88 | 3.00 | 10.77 | -35.56 | -13.00 | -22.56 | V |
| 7507.5 | -51.65 | 7.12 | 3.00 | 12.26 | -46.51 | -13.00 | -33.51 | V |

LTE FDD Band 7_Channel Bandwidth 5MHz_QPSK_Middle Channel

| Frequency (MHz) | P _{Mea} (dBm) | P _{cl} (dB) | Diatance | G _a Antenna Gain(dB) | Peak EIRP (dBm) | Limit (dBm) | Margin (dB) | Polarization |
|-----------------|------------------------|----------------------|----------|---------------------------------|-----------------|-------------|-------------|--------------|
| 5070.0 | -41.05 | 5.9 | 3.00 | 10.81 | -36.14 | -13.00 | -23.14 | H |
| 7605.0 | -55.17 | 7.19 | 3.00 | 12.32 | -50.04 | -13.00 | -37.04 | H |
| 5070.0 | -45.10 | 5.9 | 3.00 | 10.81 | -40.19 | -13.00 | -27.19 | V |
| 7605.0 | -48.96 | 7.19 | 3.00 | 12.32 | -43.83 | -13.00 | -30.83 | V |

LTE FDD Band 7_Channel Bandwidth 5MHz_QPSK_High Channel

| Frequency (MHz) | P _{Mea} (dBm) | P _{cl} (dB) | Diatance | G _a Antenna Gain(dB) | Peak EIRP (dBm) | Limit (dBm) | Margin (dB) | Polarization |
|-----------------|------------------------|----------------------|----------|---------------------------------|-----------------|-------------|-------------|--------------|
| 5135.0 | -45.51 | 5.94 | 3.00 | 10.86 | -40.59 | -13.00 | -27.59 | H |
| 7702.5 | -54.76 | 7.25 | 3.00 | 12.98 | -49.03 | -13.00 | -36.03 | H |
| 5135.0 | -40.59 | 5.94 | 3.00 | 10.86 | -35.67 | -13.00 | -22.67 | V |
| 7702.5 | -51.30 | 7.25 | 3.00 | 12.98 | -45.57 | -13.00 | -32.57 | V |

LTE FDD Band 7_Channel Bandwidth 10MHz_QPSK_Low Channel

| Frequency (MHz) | P _{Mea} (dBm) | P _{cl} (dB) | Diatance | G _a Antenna Gain(dB) | Peak EIRP (dBm) | Limit (dBm) | Margin (dB) | Polarization |
|-----------------|------------------------|----------------------|----------|---------------------------------|-----------------|-------------|-------------|--------------|
| 5010.0 | -45.09 | 5.88 | 3.00 | 10.77 | -40.20 | -13.00 | -27.20 | H |
| 7515.0 | -51.84 | 7.12 | 3.00 | 12.26 | -46.70 | -13.00 | -33.70 | H |
| 5010.0 | -44.98 | 5.88 | 3.00 | 10.77 | -40.09 | -13.00 | -27.09 | V |
| 7515.0 | -46.15 | 7.12 | 3.00 | 12.26 | -41.01 | -13.00 | -28.01 | V |

LTE FDD Band 7_Channel Bandwidth 10MHz_QPSK_Middle Channel

| Frequency (MHz) | P _{Mea} (dBm) | P _{cl} (dB) | Diatance | G _a Antenna Gain(dB) | Peak EIRP (dBm) | Limit (dBm) | Margin (dB) | Polarization |
|-----------------|------------------------|----------------------|----------|---------------------------------|-----------------|-------------|-------------|--------------|
| 5070.0 | -42.86 | 5.9 | 3.00 | 10.81 | -37.95 | -13.00 | -24.95 | H |
| 7605.0 | -55.65 | 7.19 | 3.00 | 12.32 | -50.52 | -13.00 | -37.52 | H |
| 5070.0 | -45.18 | 5.9 | 3.00 | 10.81 | -40.27 | -13.00 | -27.27 | V |
| 7605.0 | -54.12 | 7.19 | 3.00 | 12.32 | -48.99 | -13.00 | -35.99 | V |

LTE FDD Band 7_Channel Bandwidth 10MHz_QPSK_High Channel

| Frequency (MHz) | P _{Mea} (dBm) | P _{cl} (dB) | Diatance | G _a Antenna Gain(dB) | Peak EIRP (dBm) | Limit (dBm) | Margin (dB) | Polarization |
|-----------------|------------------------|----------------------|----------|---------------------------------|-----------------|-------------|-------------|--------------|
| 5130.0 | -44.03 | 5.94 | 3.00 | 10.86 | -39.11 | -13.00 | -26.11 | H |
| 7695.0 | -47.21 | 7.25 | 3.00 | 12.98 | -41.48 | -13.00 | -28.48 | H |
| 5130.0 | -40.57 | 5.94 | 3.00 | 10.86 | -35.65 | -13.00 | -22.65 | V |
| 7695.0 | -51.91 | 7.25 | 3.00 | 12.98 | -46.18 | -13.00 | -33.18 | V |

LTE FDD Band 7_Channel Bandwidth 15MHz_QPSK_Low Channel

| Frequency (MHz) | P _{Mea} (dBm) | P _{cl} (dB) | Diatance | G _a Antenna Gain(dB) | Peak EIRP (dBm) | Limit (dBm) | Margin (dB) | Polarization |
|-----------------|------------------------|----------------------|----------|---------------------------------|-----------------|-------------|-------------|--------------|
| 5015.0 | -41.48 | 5.88 | 3.00 | 10.77 | -36.59 | -13.00 | -23.59 | H |
| 7522.5 | -47.79 | 7.12 | 3.00 | 12.26 | -42.65 | -13.00 | -29.65 | H |
| 5015.0 | -41.59 | 5.88 | 3.00 | 10.77 | -36.70 | -13.00 | -23.70 | V |
| 7522.5 | -49.53 | 7.12 | 3.00 | 12.26 | -44.39 | -13.00 | -31.39 | V |

LTE FDD Band 7_Channel Bandwidth 15MHz_QPSK_Middle Channel

| Frequency (MHz) | P _{Mea} (dBm) | P _{cl} (dB) | Diatance | G _a Antenna Gain(dB) | Peak EIRP (dBm) | Limit (dBm) | Margin (dB) | Polarization |
|-----------------|------------------------|----------------------|----------|---------------------------------|-----------------|-------------|-------------|--------------|
| 5070.0 | -40.95 | 5.9 | 3.00 | 10.81 | -36.04 | -13.00 | -23.04 | H |
| 7605.0 | -52.47 | 7.19 | 3.00 | 12.32 | -47.34 | -13.00 | -34.34 | H |
| 5070.0 | -43.25 | 5.9 | 3.00 | 10.81 | -38.34 | -13.00 | -25.34 | V |
| 7605.0 | -53.38 | 7.19 | 3.00 | 12.32 | -48.25 | -13.00 | -35.25 | V |

LTE FDD Band 7_Channel Bandwidth 15MHz_QPSK_High Channel

| Frequency (MHz) | P _{Mea} (dBm) | P _{cl} (dB) | Diatance | G _a Antenna Gain(dB) | Peak EIRP (dBm) | Limit (dBm) | Margin (dB) | Polarization |
|-----------------|------------------------|----------------------|----------|---------------------------------|-----------------|-------------|-------------|--------------|
| 5125.0 | -43.42 | 5.94 | 3.00 | 10.86 | -38.50 | -13.00 | -25.50 | H |
| 7687.5 | -49.82 | 7.25 | 3.00 | 12.98 | -44.09 | -13.00 | -31.09 | H |
| 5125.0 | -42.96 | 5.94 | 3.00 | 10.86 | -38.04 | -13.00 | -25.04 | V |
| 7687.5 | -50.20 | 7.25 | 3.00 | 12.98 | -44.47 | -13.00 | -31.47 | V |

LTE FDD Band 7_Channel Bandwidth 20MHz_QPSK_Low Channel

| Frequency (MHz) | P _{Mea} (dBm) | P _{cl} (dB) | Diatance | G _a Antenna Gain(dB) | Peak EIRP (dBm) | Limit (dBm) | Margin (dB) | Polarization |
|-----------------|------------------------|----------------------|----------|---------------------------------|-----------------|-------------|-------------|--------------|
| 5020.0 | -41.59 | 5.88 | 3.00 | 10.77 | -36.70 | -13.00 | -23.70 | H |
| 7530.0 | -46.93 | 7.12 | 3.00 | 12.26 | -41.79 | -13.00 | -28.79 | H |
| 5020.0 | -44.37 | 5.88 | 3.00 | 10.77 | -39.48 | -13.00 | -26.48 | V |
| 7530.0 | -48.85 | 7.12 | 3.00 | 12.26 | -43.71 | -13.00 | -30.71 | V |

LTE FDD Band 7_Channel Bandwidth 20MHz_QPSK_Middle Channel

| Frequency (MHz) | P _{Mea} (dBm) | P _{cl} (dB) | Diatance | G _a Antenna Gain(dB) | Peak EIRP (dBm) | Limit (dBm) | Margin (dB) | Polarization |
|-----------------|------------------------|----------------------|----------|---------------------------------|-----------------|-------------|-------------|--------------|
| 5070.0 | -43.65 | 5.9 | 3.00 | 10.81 | -38.74 | -13.00 | -25.74 | H |
| 7605.0 | -53.69 | 7.19 | 3.00 | 12.32 | -48.56 | -13.00 | -35.56 | H |
| 5070.0 | -44.41 | 5.9 | 3.00 | 10.81 | -39.50 | -13.00 | -26.50 | V |
| 7605.0 | -52.06 | 7.19 | 3.00 | 12.32 | -46.93 | -13.00 | -33.93 | V |

LTE FDD 7_Channel Bandwidth 20MHz_QPSK_High Channel

| Frequency (MHz) | P _{Mea} (dBm) | P _{cl} (dB) | Diatance | G _a Antenna Gain(dB) | Peak EIRP (dBm) | Limit (dBm) | Margin (dB) | Polarization |
|-----------------|------------------------|----------------------|----------|---------------------------------|-----------------|-------------|-------------|--------------|
| 5120.0 | -44.31 | 5.94 | 3.00 | 10.86 | -39.39 | -13.00 | -26.39 | H |
| 7680.0 | -54.44 | 7.25 | 3.00 | 12.98 | -48.71 | -13.00 | -35.71 | H |
| 5120.0 | -41.10 | 5.94 | 3.00 | 10.86 | -36.18 | -13.00 | -23.18 | V |
| 7680.0 | -47.10 | 7.25 | 3.00 | 12.98 | -41.37 | -13.00 | -28.37 | V |

LTE FDD Band 7_Channel Bandwidth 5MHz_16QAM_Low Channel

| Frequency (MHz) | P _{Mea} (dBm) | P _{cl} (dB) | Diatance | G _a Antenna Gain(dB) | Peak EIRP (dBm) | Limit (dBm) | Margin (dB) | Polarization |
|-----------------|------------------------|----------------------|----------|---------------------------------|-----------------|-------------|-------------|--------------|
| 5005.0 | -45.53 | 5.88 | 3.00 | 10.77 | -40.64 | -13.00 | -27.64 | H |
| 7507.5 | -48.84 | 7.12 | 3.00 | 12.26 | -43.70 | -13.00 | -30.70 | H |
| 5005.0 | -42.06 | 5.88 | 3.00 | 10.77 | -37.17 | -13.00 | -24.17 | V |
| 7507.5 | -50.07 | 7.12 | 3.00 | 12.26 | -44.93 | -13.00 | -31.93 | V |

LTE FDD Band 7_Channel Bandwidth 5MHz_16QAM_Middle Channel

| Frequency (MHz) | P _{Mea} (dBm) | P _{cl} (dB) | Diatance | G _a Antenna Gain(dB) | Peak EIRP (dBm) | Limit (dBm) | Margin (dB) | Polarization |
|-----------------|------------------------|----------------------|----------|---------------------------------|-----------------|-------------|-------------|--------------|
| 5070.0 | -44.59 | 5.9 | 3.00 | 10.81 | -39.68 | -13.00 | -26.68 | H |
| 7605.0 | -47.21 | 7.19 | 3.00 | 12.32 | -42.08 | -13.00 | -29.08 | H |
| 5070.0 | -40.47 | 5.9 | 3.00 | 10.81 | -35.56 | -13.00 | -22.56 | V |
| 7605.0 | -52.21 | 7.19 | 3.00 | 12.32 | -47.08 | -13.00 | -34.08 | V |

LTE FDD Band 7_Channel Bandwidth 5MHz_16QAM_High Channel

| Frequency (MHz) | P _{Mea} (dBm) | P _{cl} (dB) | Diatance | G _a Antenna Gain(dB) | Peak EIRP (dBm) | Limit (dBm) | Margin (dB) | Polarization |
|-----------------|------------------------|----------------------|----------|---------------------------------|-----------------|-------------|-------------|--------------|
| 5135.0 | -40.98 | 5.94 | 3.00 | 10.86 | -36.06 | -13.00 | -23.06 | H |
| 7702.5 | -53.17 | 7.25 | 3.00 | 12.98 | -47.44 | -13.00 | -34.44 | H |
| 5135.0 | -42.16 | 5.94 | 3.00 | 10.86 | -37.24 | -13.00 | -24.24 | V |
| 7702.5 | -54.05 | 7.25 | 3.00 | 12.98 | -48.32 | -13.00 | -35.32 | V |

LTE FDD Band 7_Channel Bandwidth 10MHz_16QAM_Low Channel

| Frequency (MHz) | P _{Mea} (dBm) | P _{cl} (dB) | Diatance | G _a Antenna Gain(dB) | Peak EIRP (dBm) | Limit (dBm) | Margin (dB) | Polarization |
|-----------------|------------------------|----------------------|----------|---------------------------------|-----------------|-------------|-------------|--------------|
| 5010.0 | -40.59 | 5.88 | 3.00 | 10.77 | -35.70 | -13.00 | -22.70 | H |
| 7515.0 | -50.81 | 7.12 | 3.00 | 12.26 | -45.67 | -13.00 | -32.67 | H |
| 5010.0 | -43.58 | 5.88 | 3.00 | 10.77 | -38.69 | -13.00 | -25.69 | V |
| 7515.0 | -52.57 | 7.12 | 3.00 | 12.26 | -47.43 | -13.00 | -34.43 | V |

LTE FDD Band 7_Channel Bandwidth 10MHz_16QAM_Middle Channel

| Frequency (MHz) | P _{Mea} (dBm) | P _{cl} (dB) | Diatance | G _a Antenna Gain(dB) | Peak EIRP (dBm) | Limit (dBm) | Margin (dB) | Polarization |
|-----------------|------------------------|----------------------|----------|---------------------------------|-----------------|-------------|-------------|--------------|
| 5070.0 | -41.79 | 5.9 | 3.00 | 10.81 | -36.88 | -13.00 | -23.88 | H |
| 7605.0 | -53.27 | 7.19 | 3.00 | 12.32 | -48.14 | -13.00 | -35.14 | H |
| 5070.0 | -40.78 | 5.9 | 3.00 | 10.81 | -35.87 | -13.00 | -22.87 | V |
| 7605.0 | -54.27 | 7.19 | 3.00 | 12.32 | -49.14 | -13.00 | -36.14 | V |

LTE FDD Band 7_Channel Bandwidth 10MHz_16QAM_High Channel

| Frequency (MHz) | P _{Mea} (dBm) | P _{cl} (dB) | Diatance | G _a Antenna Gain(dB) | Peak EIRP (dBm) | Limit (dBm) | Margin (dB) | Polarization |
|-----------------|------------------------|----------------------|----------|---------------------------------|-----------------|-------------|-------------|--------------|
| 5130.0 | -40.69 | 5.94 | 3.00 | 10.86 | -35.77 | -13.00 | -22.77 | H |
| 7695.0 | -54.18 | 7.25 | 3.00 | 12.98 | -48.45 | -13.00 | -35.45 | H |
| 5130.0 | -40.16 | 5.94 | 3.00 | 10.86 | -35.24 | -13.00 | -22.24 | V |
| 7695.0 | -48.98 | 7.25 | 3.00 | 12.98 | -43.25 | -13.00 | -30.25 | V |

LTE FDD Band 7_Channel Bandwidth 15MHz_16QAM_Low Channel

| Frequency (MHz) | P _{Mea} (dBm) | P _{cl} (dB) | Diatance | G _a Antenna Gain(dB) | Peak EIRP (dBm) | Limit (dBm) | Margin (dB) | Polarization |
|-----------------|------------------------|----------------------|----------|---------------------------------|-----------------|-------------|-------------|--------------|
| 5015.0 | -40.64 | 5.88 | 3.00 | 10.77 | -35.75 | -13.00 | -22.75 | H |
| 7522.5 | -53.16 | 7.12 | 3.00 | 12.26 | -48.02 | -13.00 | -35.02 | H |
| 5015.0 | -40.80 | 5.88 | 3.00 | 10.77 | -35.91 | -13.00 | -22.91 | V |
| 7522.5 | -50.59 | 7.12 | 3.00 | 12.26 | -45.45 | -13.00 | -32.45 | V |

LTE FDD Band 7_Channel Bandwidth 15MHz_16QAM_Middle Channel

| Frequency (MHz) | P _{Mea} (dBm) | P _{cl} (dB) | Diatance | G _a Antenna Gain(dB) | Peak EIRP (dBm) | Limit (dBm) | Margin (dB) | Polarization |
|-----------------|------------------------|----------------------|----------|---------------------------------|-----------------|-------------|-------------|--------------|
| 5070.0 | -42.20 | 5.9 | 3.00 | 10.81 | -37.29 | -13.00 | -24.29 | H |
| 7605.0 | -53.02 | 7.19 | 3.00 | 12.32 | -47.89 | -13.00 | -34.89 | H |
| 5070.0 | -43.62 | 5.9 | 3.00 | 10.81 | -38.71 | -13.00 | -25.71 | V |
| 7605.0 | -48.55 | 7.19 | 3.00 | 12.32 | -43.42 | -13.00 | -30.42 | V |

LTE FDD Band 7_Channel Bandwidth 15MHz_16QAM_High Channel

| Frequency (MHz) | P _{Mea} (dBm) | P _{cl} (dB) | Diatance | G _a Antenna Gain(dB) | Peak EIRP (dBm) | Limit (dBm) | Margin (dB) | Polarization |
|-----------------|------------------------|----------------------|----------|---------------------------------|-----------------|-------------|-------------|--------------|
| 5125.0 | -40.20 | 5.94 | 3.00 | 10.86 | -35.28 | -13.00 | -22.28 | H |
| 7687.5 | -54.61 | 7.25 | 3.00 | 12.98 | -48.88 | -13.00 | -35.88 | H |
| 5125.0 | -45.09 | 5.94 | 3.00 | 10.86 | -40.17 | -13.00 | -27.17 | V |
| 7687.5 | -50.73 | 7.25 | 3.00 | 12.98 | -45.00 | -13.00 | -32.00 | V |

LTE FDD Band 7_Channel Bandwidth 20MHz_16QAM_Low Channel

| Frequency (MHz) | P _{Mea} (dBm) | P _{cl} (dB) | Diatance | G _a Antenna Gain(dB) | Peak EIRP (dBm) | Limit (dBm) | Margin (dB) | Polarization |
|-----------------|------------------------|----------------------|----------|---------------------------------|-----------------|-------------|-------------|--------------|
| 5020.0 | -45.84 | 5.88 | 3.00 | 10.77 | -40.95 | -13.00 | -27.95 | H |
| 7530.0 | -51.47 | 7.12 | 3.00 | 12.26 | -46.33 | -13.00 | -33.33 | H |
| 5020.0 | -41.57 | 5.88 | 3.00 | 10.77 | -36.68 | -13.00 | -23.68 | V |
| 7530.0 | -53.30 | 7.12 | 3.00 | 12.26 | -48.16 | -13.00 | -35.16 | V |

LTE FDD Band 7_Channel Bandwidth 20MHz_16QAM_Middle Channel

| Frequency (MHz) | P _{Mea} (dBm) | P _{cl} (dB) | Diatance | G _a Antenna Gain(dB) | Peak EIRP (dBm) | Limit (dBm) | Margin (dB) | Polarization |
|-----------------|------------------------|----------------------|----------|---------------------------------|-----------------|-------------|-------------|--------------|
| 5070.0 | -43.98 | 5.9 | 3.00 | 10.81 | -39.07 | -13.00 | -26.07 | H |
| 7605.0 | -50.35 | 7.19 | 3.00 | 12.32 | -45.22 | -13.00 | -32.22 | H |
| 5070.0 | -40.23 | 5.9 | 3.00 | 10.81 | -35.32 | -13.00 | -22.32 | V |
| 7605.0 | -55.58 | 7.19 | 3.00 | 12.32 | -50.45 | -13.00 | -37.45 | V |

LTE FDD Band 7_Channel Bandwidth 20MHz_16QAM_High Channel

| Frequency (MHz) | P _{Mea} (dBm) | P _{cl} (dB) | Diatance | G _a Antenna Gain(dB) | Peak EIRP (dBm) | Limit (dBm) | Margin (dB) | Polarization |
|-----------------|------------------------|----------------------|----------|---------------------------------|-----------------|-------------|-------------|--------------|
| 5120.0 | -42.89 | 5.94 | 3.00 | 10.86 | -37.97 | -13.00 | -24.97 | H |
| 7680.0 | -53.15 | 7.25 | 3.00 | 12.98 | -47.42 | -13.00 | -34.42 | H |
| 5120.0 | -41.36 | 5.94 | 3.00 | 10.86 | -36.44 | -13.00 | -23.44 | V |
| 7680.0 | -48.75 | 7.25 | 3.00 | 12.98 | -43.02 | -13.00 | -30.02 | V |

LTE FDD Band 17_Channel Bandwidth 5MHz_QPSK_Low Channel

| Frequency (MHz) | P _{Mea} (dBm) | P _{cl} (dB) | Diatance | G _a Antenna Gain(dB) | Peak EIRP (dBm) | Limit (dBm) | Margin (dB) | Polarization |
|-----------------|------------------------|----------------------|----------|---------------------------------|-----------------|-------------|-------------|--------------|
| 1413.0 | -40.45 | 3.72 | 3.00 | 9.04 | -35.13 | -13.00 | -22.13 | H |
| 2118.9 | -46.83 | 4.23 | 3.00 | 8.60 | -42.46 | -13.00 | -29.46 | H |
| 1413.0 | -41.54 | 3.72 | 3.00 | 9.04 | -36.22 | -13.00 | -23.22 | V |
| 2118.9 | -55.55 | 4.23 | 3.00 | 8.60 | -51.18 | -13.00 | -38.18 | V |

LTE FDD Band 17_Channel Bandwidth 5MHz_QPSK_Middle Channel

| Frequency (MHz) | P _{Mea} (dBm) | P _{cl} (dB) | Diatance | G _a Antenna Gain(dB) | Peak EIRP (dBm) | Limit (dBm) | Margin (dB) | Polarization |
|-----------------|------------------------|----------------------|----------|---------------------------------|-----------------|-------------|-------------|--------------|
| 1420.0 | -40.10 | 4.78 | 3.00 | 8.91 | -35.97 | -13.00 | -22.97 | H |
| 2130.0 | -54.96 | 4.25 | 3.00 | 8.26 | -50.95 | -13.00 | -37.95 | H |
| 1420.0 | -42.75 | 4.78 | 3.00 | 8.91 | -38.62 | -13.00 | -25.62 | V |
| 2130.0 | -46.67 | 4.25 | 3.00 | 8.26 | -42.66 | -13.00 | -29.66 | V |

LTE FDD Band 17_Channel Bandwidth 5MHz_QPSK_High Channel

| Frequency (MHz) | P _{Mea} (dBm) | P _{cl} (dB) | Diatance | G _a Antenna Gain(dB) | Peak EIRP (dBm) | Limit (dBm) | Margin (dB) | Polarization |
|-----------------|------------------------|----------------------|----------|---------------------------------|-----------------|-------------|-------------|--------------|
| 1427.0 | -42.64 | 4.78 | 3.00 | 8.91 | -38.51 | -13.00 | -25.51 | H |
| 2140.5 | -51.02 | 4.25 | 3.00 | 8.26 | -47.01 | -13.00 | -34.01 | H |
| 1427.0 | -40.63 | 4.78 | 3.00 | 8.91 | -36.50 | -13.00 | -23.50 | V |
| 2140.5 | -51.94 | 4.25 | 3.00 | 8.26 | -47.93 | -13.00 | -34.93 | V |

LTE FDD Band 17_Channel Bandwidth 10MHz_QPSK_Low Channel

| Frequency (MHz) | P _{Mea} (dBm) | P _{cl} (dB) | Diatance | G _a Antenna Gain(dB) | Peak EIRP (dBm) | Limit (dBm) | Margin (dB) | Polarization |
|-----------------|------------------------|----------------------|----------|---------------------------------|-----------------|-------------|-------------|--------------|
| 1418.0 | -41.45 | 3.72 | 3.00 | 9.04 | -36.13 | -13.00 | -23.13 | H |
| 2127.0 | -55.52 | 4.23 | 3.00 | 8.60 | -51.15 | -13.00 | -38.15 | H |
| 1418.0 | -45.87 | 3.72 | 3.00 | 9.04 | -40.55 | -13.00 | -27.55 | V |
| 2127.0 | -46.26 | 4.23 | 3.00 | 8.60 | -41.89 | -13.00 | -28.89 | V |

LTE FDD Band 17_Channel Bandwidth 10MHz_QPSK_Middle Channel

| Frequency (MHz) | P _{Mea} (dBm) | P _{cl} (dB) | Diatance | G _a Antenna Gain(dB) | Peak EIRP (dBm) | Limit (dBm) | Margin (dB) | Polarization |
|-----------------|------------------------|----------------------|----------|---------------------------------|-----------------|-------------|-------------|--------------|
| 1420.0 | -45.14 | 4.78 | 3.00 | 8.91 | -41.01 | -13.00 | -28.01 | H |
| 2130.0 | -53.45 | 4.25 | 3.00 | 8.26 | -49.44 | -13.00 | -36.44 | H |
| 1420.0 | -41.71 | 4.78 | 3.00 | 8.91 | -37.58 | -13.00 | -24.58 | V |
| 2130.0 | -48.51 | 4.25 | 3.00 | 8.26 | -44.50 | -13.00 | -31.50 | V |

LTE FDD Band 17_Channel Bandwidth 10MHz_QPSK_High Channel

| Frequency (MHz) | P _{Mea} (dBm) | P _{cl} (dB) | Diatance | G _a Antenna Gain(dB) | Peak EIRP (dBm) | Limit (dBm) | Margin (dB) | Polarization |
|-----------------|------------------------|----------------------|----------|---------------------------------|-----------------|-------------|-------------|--------------|
| 1422.0 | -42.58 | 4.78 | 3.00 | 8.91 | -38.45 | -13.00 | -25.45 | H |
| 2133.0 | -53.20 | 4.25 | 3.00 | 8.26 | -49.19 | -13.00 | -36.19 | H |
| 1422.0 | -42.99 | 4.78 | 3.00 | 8.91 | -38.86 | -13.00 | -25.86 | V |
| 2133.0 | -53.89 | 4.25 | 3.00 | 8.26 | -49.88 | -13.00 | -36.88 | V |

LTE FDD Band 17_Channel Bandwidth 5MHz_16QAM_Low Channel

| Frequency (MHz) | P _{Mea} (dBm) | P _{cl} (dB) | Diatance | G _a Antenna Gain(dB) | Peak EIRP (dBm) | Limit (dBm) | Margin (dB) | Polarization |
|-----------------|------------------------|----------------------|----------|---------------------------------|-----------------|-------------|-------------|--------------|
| 1413.0 | -43.28 | 3.72 | 3.00 | 9.04 | -37.96 | -13.00 | -24.96 | H |
| 2118.9 | -51.25 | 4.23 | 3.00 | 8.60 | -46.88 | -13.00 | -33.88 | H |
| 1413.0 | -41.30 | 3.72 | 3.00 | 9.04 | -35.98 | -13.00 | -22.98 | V |
| 2118.9 | -50.46 | 4.23 | 3.00 | 8.60 | -46.09 | -13.00 | -33.09 | V |

LTE FDD Band 17_Channel Bandwidth 5MHz_16QAM_Middle Channel

| Frequency (MHz) | P _{Mea} (dBm) | P _{cl} (dB) | Diatance | G _a Antenna Gain(dB) | Peak EIRP (dBm) | Limit (dBm) | Margin (dB) | Polarization |
|-----------------|------------------------|----------------------|----------|---------------------------------|-----------------|-------------|-------------|--------------|
| 1420.0 | -41.07 | 4.78 | 3.00 | 8.91 | -36.94 | -13.00 | -23.94 | H |
| 2130.0 | -46.37 | 4.25 | 3.00 | 8.26 | -42.36 | -13.00 | -29.36 | H |
| 1420.0 | -40.62 | 4.78 | 3.00 | 8.91 | -36.49 | -13.00 | -23.49 | V |
| 2130.0 | -55.07 | 4.25 | 3.00 | 8.26 | -51.06 | -13.00 | -38.06 | V |

LTE FDD Band 17_Channel Bandwidth 5MHz_16QAM_High Channel

| Frequency (MHz) | P _{Mea} (dBm) | P _{cl} (dB) | Diatance | G _a Antenna Gain(dB) | Peak EIRP (dBm) | Limit (dBm) | Margin (dB) | Polarization |
|-----------------|------------------------|----------------------|----------|---------------------------------|-----------------|-------------|-------------|--------------|
| 1427.0 | -42.83 | 4.78 | 3.00 | 8.91 | -38.70 | -13.00 | -25.70 | H |
| 2140.5 | -55.97 | 4.25 | 3.00 | 8.26 | -51.96 | -13.00 | -38.96 | H |
| 1427.0 | -40.19 | 4.78 | 3.00 | 8.91 | -36.06 | -13.00 | -23.06 | V |
| 2140.5 | -46.77 | 4.25 | 3.00 | 8.26 | -42.76 | -13.00 | -29.76 | V |

LTE FDD Band 17_Channel Bandwidth 10MHz_16QAM_Low Channel

| Frequency (MHz) | P _{Mea} (dBm) | P _{cl} (dB) | Diatance | G _a Antenna Gain(dB) | Peak EIRP (dBm) | Limit (dBm) | Margin (dB) | Polarization |
|-----------------|------------------------|----------------------|----------|---------------------------------|-----------------|-------------|-------------|--------------|
| 1418.0 | -40.23 | 3.72 | 3.00 | 9.04 | -34.91 | -13.00 | -21.91 | H |
| 2127.0 | -54.39 | 4.23 | 3.00 | 8.60 | -50.02 | -13.00 | -37.02 | H |
| 1418.0 | -41.80 | 3.72 | 3.00 | 9.04 | -36.48 | -13.00 | -23.48 | V |
| 2127.0 | -49.69 | 4.23 | 3.00 | 8.60 | -45.32 | -13.00 | -32.32 | V |

LTE FDD Band 17_Channel Bandwidth 10MHz_16QAM_Middle Channel

| Frequency (MHz) | P _{Mea} (dBm) | P _{cl} (dB) | Diatance | G _a Antenna Gain(dB) | Peak EIRP (dBm) | Limit (dBm) | Margin (dB) | Polarization |
|-----------------|------------------------|----------------------|----------|---------------------------------|-----------------|-------------|-------------|--------------|
| 1420.0 | -44.64 | 4.78 | 3.00 | 8.91 | -40.51 | -13.00 | -27.51 | H |
| 2130.0 | -47.99 | 4.25 | 3.00 | 8.26 | -43.98 | -13.00 | -30.98 | H |
| 1420.0 | -42.64 | 4.78 | 3.00 | 8.91 | -38.51 | -13.00 | -25.51 | V |
| 2130.0 | -52.20 | 4.25 | 3.00 | 8.26 | -48.19 | -13.00 | -35.19 | V |

LTE FDD Band 17_Channel Bandwidth 10MHz_16QAM_High Channel

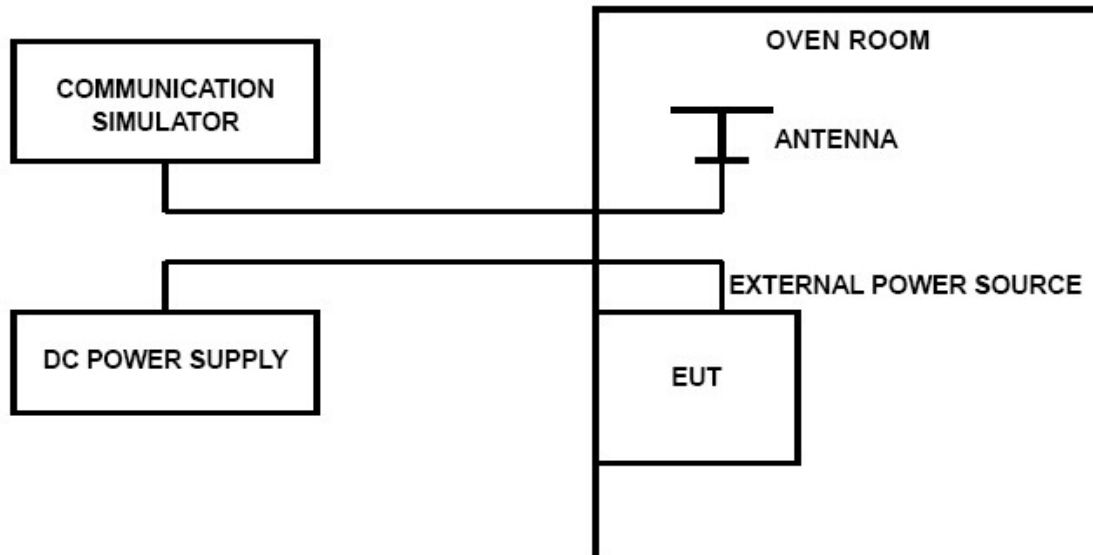
| Frequency (MHz) | P _{Mea} (dBm) | P _{cl} (dB) | Diatance | G _a Antenna Gain(dB) | Peak EIRP (dBm) | Limit (dBm) | Margin (dB) | Polarization |
|-----------------|------------------------|----------------------|----------|---------------------------------|-----------------|-------------|-------------|--------------|
| 1427.0 | -44.76 | 4.78 | 3.00 | 8.91 | -40.63 | -13.00 | -27.63 | H |
| 2140.5 | -53.70 | 4.25 | 3.00 | 8.26 | -49.69 | -13.00 | -36.69 | H |
| 1427.0 | -44.40 | 4.78 | 3.00 | 8.91 | -40.27 | -13.00 | -27.27 | V |
| 2140.5 | -54.73 | 4.25 | 3.00 | 8.26 | -50.72 | -13.00 | -37.72 | V |

4.7 Frequency Stability under Temperature & Voltage Variations

LIMIT

According to §27.54, §2.1055 requirement, the frequency stability shall be sufficient to ensure that the fundamental emissions stay within the authorized bands of operation and should not exceed 2.5ppm.

TEST CONFIGURATION



TEST PROCEDURE

The EUT was setup according to EIA/TIA 603D

Frequency Stability Under Temperature Variations:

In order to measure the carrier frequency under the condition of AFC lock, it is necessary to make measurements with the EUT in a "call mode". This is accomplished with the use of R&S CMW500 DIGITAL RADIO COMMUNICATION TESTER.

1. Measure the carrier frequency at room temperature.
2. Subject the EUT to overnight soak at -30°C.
3. With the EUT, powered via nominal voltage, connected to the CMW500 and in a simulated call on middle channel for LTE band 4, measure the carrier frequency. These measurements should be made within 2 minutes of Powering up the EUT, to prevent significant self-warming.
4. Repeat the above measurements at 10°C increments from -30°C to +50°C. Allow at least 1.5 hours at each temperature, unpowered, before making measurements.
5. Re-measure carrier frequency at room temperature with nominal voltage. Vary supply voltage from minimum voltage to maximum voltage, in 0.1Volt increments re-measuring carrier frequency at each voltage. Pause at nominal voltage for 1.5 hours unpowered, to allow any self-heating to stabilize, before continuing.
6. Subject the EUT to overnight soak at +50°C.
7. With the EUT, powered via nominal voltage, connected to the CMW500 and in a simulated call on the centre channel, measure the carrier frequency. These measurements should be made within 2 minutes of Powering up the EUT, to prevent significant self-warming.
8. Repeat the above measurements at 10 °C increments from +50°C to -30°C. Allow at least 1.5 hours at each temperature, unpowered, before making measurements
9. At all temperature levels hold the temperature to +/- 0.5°C during the measurement procedure.

Frequency Stability Under Voltage Variations:

Set chamber temperature to 20°C. Use a variable AC power supply / DC power source to power the EUT and set the voltage to rated voltage. Set the spectrum analyzer RBW low enough to obtain the desired frequency resolution and recorded the frequency.

Reduce the input voltage to specify extreme voltage variation (±15%) and endpoint, record the maximum frequency change.

TEST RESULTS**Remark:**

1. We were tested all RB Configuration refer 3GPP TS136 521 for each Channel Bandwidth of LTE FDD Band 2, LTE FDD Band 4, LTE FDD Band 5, LTE FDD Band 7, LTE FDD Band 17;

LTE Band 2, 1.4MHz bandwidth(worst case of all bandwidths and modulation type)

| LTE FDD Band 2 | | | | | |
|-----------------------|------------------|---------------------|----------------------|-------------|---------|
| DC Power | Temperature (°C) | Frequency error(Hz) | Frequency error(ppm) | Limit (ppm) | Verdict |
| 3.40 | 20 | -4 | -0.002 | 2.50 | PASS |
| 3.80 | 20 | -7 | -0.004 | 2.50 | PASS |
| 4.35 | 20 | 7 | 0.004 | 2.50 | PASS |
| 3.80 | -30 | -2 | -0.001 | 2.50 | PASS |
| 3.80 | -20 | -12 | -0.006 | 2.50 | PASS |
| 3.80 | -10 | -16 | -0.009 | 2.50 | PASS |
| 3.80 | 0 | 11 | 0.006 | 2.50 | PASS |
| 3.80 | 10 | 4 | 0.002 | 2.50 | PASS |
| 3.80 | 20 | -2 | -0.001 | 2.50 | PASS |
| 3.80 | 30 | 10 | 0.005 | 2.50 | PASS |
| 3.80 | 40 | 8 | 0.004 | 2.50 | PASS |
| 3.80 | 50 | 18 | 0.010 | 2.50 | PASS |

LTE Band 4, 1.4MHz bandwidth(worst case of all bandwidths and modulation type)

| LTE FDD Band 4 | | | | | |
|-----------------------|------------------|---------------------|----------------------|-------------|---------|
| DC Power | Temperature (°C) | Frequency error(Hz) | Frequency error(ppm) | Limit (ppm) | Verdict |
| 3.40 | 20 | -10 | -0.006 | 2.50 | PASS |
| 3.80 | 20 | -4 | -0.002 | 2.50 | PASS |
| 4.35 | 20 | -9 | -0.005 | 2.50 | PASS |
| 3.80 | -30 | -22 | -0.013 | 2.50 | PASS |
| 3.80 | -20 | 4 | 0.002 | 2.50 | PASS |
| 3.80 | -10 | 37 | 0.021 | 2.50 | PASS |
| 3.80 | 0 | 33 | 0.019 | 2.50 | PASS |
| 3.80 | 10 | -38 | -0.022 | 2.50 | PASS |
| 3.80 | 20 | -39 | -0.022 | 2.50 | PASS |
| 3.80 | 30 | 23 | 0.013 | 2.50 | PASS |
| 3.80 | 40 | -25 | -0.014 | 2.50 | PASS |
| 3.80 | 50 | -15 | -0.009 | 2.50 | PASS |

LTE Band 5, 1.4MHz bandwidth(worst case of all bandwidths and modulation type)

| LTE FDD Band 5 | | | | | |
|-----------------------|------------------|---------------------|----------------------|-------------|---------|
| DC Power | Temperature (°C) | Frequency error(Hz) | Frequency error(ppm) | Limit (ppm) | Verdict |
| 3.40 | 20 | -47 | -0.057 | 2.50 | PASS |
| 3.80 | 20 | 0 | 0.000 | 2.50 | PASS |
| 4.35 | 20 | 2 | 0.002 | 2.50 | PASS |
| 3.80 | -30 | 24 | 0.029 | 2.50 | PASS |
| 3.80 | -20 | 15 | 0.018 | 2.50 | PASS |
| 3.80 | -10 | 10 | 0.012 | 2.50 | PASS |
| 3.80 | 0 | 27 | 0.033 | 2.50 | PASS |
| 3.80 | 10 | -2 | -0.002 | 2.50 | PASS |
| 3.80 | 20 | -39 | -0.047 | 2.50 | PASS |
| 3.80 | 30 | -15 | -0.018 | 2.50 | PASS |
| 3.80 | 40 | -4 | -0.005 | 2.50 | PASS |
| 3.80 | 50 | -18 | -0.022 | 2.50 | PASS |

LTE Band 7, 5MHz bandwidth(worst case of all bandwidths and modulation type)

| LTE FDD Band 7 | | | | | |
|----------------|------------------|---------------------|----------------------|-------------|---------|
| DC Power | Temperature (°C) | Frequency error(Hz) | Frequency error(ppm) | Limit (ppm) | Verdict |
| 3.40 | 20 | 20 | 0.008 | 2.50 | PASS |
| 3.80 | 20 | 6 | 0.002 | 2.50 | PASS |
| 4.35 | 20 | 5 | 0.002 | 2.50 | PASS |
| 3.80 | -30 | -14 | -0.006 | 2.50 | PASS |
| 3.80 | -20 | -20 | -0.008 | 2.50 | PASS |
| 3.80 | -10 | 13 | 0.005 | 2.50 | PASS |
| 3.80 | 0 | -17 | -0.007 | 2.50 | PASS |
| 3.80 | 10 | -2 | -0.001 | 2.50 | PASS |
| 3.80 | 20 | -4 | -0.002 | 2.50 | PASS |
| 3.80 | 30 | 17 | 0.007 | 2.50 | PASS |
| 3.80 | 40 | -3 | -0.001 | 2.50 | PASS |
| 3.80 | 50 | -14 | -0.006 | 2.50 | PASS |

LTE Band 17, 5MHz bandwidth (worst case of all bandwidths and modulation type)

| LTE FDD Band 17 | | | | | |
|-----------------|------------------|---------------------|----------------------|-------------|---------|
| DC Power | Temperature (°C) | Frequency error(Hz) | Frequency error(ppm) | Limit (ppm) | Verdict |
| 3.40 | 20 | 12 | 0.017 | 2.50 | PASS |
| 3.80 | 20 | -46 | -0.065 | 2.50 | PASS |
| 4.35 | 20 | 1 | 0.001 | 2.50 | PASS |
| 3.80 | -30 | -47 | -0.066 | 2.50 | PASS |
| 3.80 | -20 | -37 | -0.052 | 2.50 | PASS |
| 3.80 | -10 | -10 | -0.014 | 2.50 | PASS |
| 3.80 | 0 | -11 | -0.015 | 2.50 | PASS |
| 3.80 | 10 | 29 | 0.041 | 2.50 | PASS |
| 3.80 | 20 | -12 | -0.017 | 2.50 | PASS |
| 3.80 | 30 | -17 | -0.024 | 2.50 | PASS |
| 3.80 | 40 | -23 | -0.032 | 2.50 | PASS |
| 3.80 | 50 | -15 | -0.021 | 2.50 | PASS |

5 Test Setup Photos of the EUT

Please refer to separated files for Test Setup Photos of the EUT.

6 External Photos of the EUT

Please refer to separated files for External Photos of the EUT.

7 Internal Photos of the EUT

Please refer to separated files for Internal Photos of the EUT.

.....**End of Report**.....