



# **Appendix D**

## **Photographs**


1. SAR measurement System
2. Photographs of Tissue Simulate Liquid
3. Photographs of EUT test position
4. EUT Constructional Details

## 1. SAR measurement System













2. Photographs of Tissue Simulate Liquid

Photo 1: Tissue Simulant Liquid for Body 2450	N/A
	N/A

### 3. Photographs of EUT test position

Photo 2: Front side 5mm	Photo 3: Back side 5mm
	
Photo 4: Right side 5mm	Photo 5: Top side 5mm
	
Photo 6: Bottom side 5mm	N/A
	N/A

## 4. EUT Constructional Details

Photo 7: Front View	Photo 8: Back View
	
Photo 9: Accessory	N/A
	<p>N/A</p>