

# DS-PM1-01H-WB Wall Switch User Manual

## ENGLISH

### 1 APPEARANCE

1. Wiring Terminal
2. Learn Button

### 2 WIRING

1. Power Input Wiring
2. Relay Output Wiring
3. Peripheral Tamper-Proof Wiring

### 3 ENROLLMENT

### 4 INSTALLATION

Paste the expander on the required place with sponge tape.

### 5 FORMATTING

Hold the Learn button for 8 s, and meanwhile power the expander on.

## Specification

Learn button	1, for initialisation
Scenario settings	by alarm, by operation, by fault, by schedule, by manual
Relay output	1, NO/NC (100 to 240 VAC, Max. 13A)
Voltage protection	Supported, cut off when $\leq 90$ V or $\geq 264$ V
RF method	Two way communication
RF frequency	433MHz
RF distance	1000m
Power supply	100 AC to 240 VAC, 50/60 HZ
LEDs status	3, register/signal (green/red), power (green), relay status (blue)
Operation temperature	-10°C to +55°C
Operation humidity	10% to 90%
Dimension(W x H x D)	38 x 25 x 18mm
Weight	31.5 g
Installation method	Wall Mounting or inside 86 box

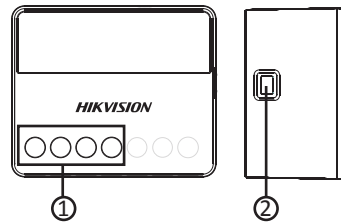
©2020 Hangzhou Hikvision Digital Technology Co., Ltd. All rights reserved.  
About this Manual  
The Manual includes instructions for using and managing the Product. Pictures, charts, images and all other information hereinafter are for descriptions and explanation only. The information contained in the Manual is subject to change without notice due to firmware updates or other reasons. Please find the latest version of this Manual at the Hikvision website (<https://www.hikvision.com/>).  
Please use this Manual with the guidance and assistance of professionals trained in supporting the Product.  
Hikvision, HIKVISION, V530 (V) and other Hikvision's trademarks and logos are the properties of Hikvision in various countries. Other trademarks and logos mentioned are the properties of their respective owners.  
Disclaimer  
TO THE MAXIMUM EXTENT PERMITTED BY APPLICABLE LAW, THIS MANUAL AND THE PRODUCT DESCRIBED, WITH ITS HARDWARE, SOFTWARE AND FIRMWARE, ARE PROVIDED "AS IS" AND "WITH ALL FAULTS AND ERRORS". HIKVISION MAKES NO WARRANTIES, EXPRESS OR IMPLIED, INCLUDING WITHOUT LIMITATION, MERCHANTABILITY, SATISFACTORY QUALITY, OR FITNESS FOR A PARTICULAR PURPOSE. THE USE OF THE PRODUCT BY YOU IS AT YOUR OWN RISK. IN NO EVENT WILL HIKVISION BE LIABLE TO YOU FOR ANY SPECIAL, CONSEQUENTIAL, INCIDENTAL, OR INDIRECT DAMAGES, INCLUDING, AMONG OTHERS, DAMAGES FOR LOSS OF BUSINESS PROFITS, BUSINESS INTERRUPTION, OR LOSS OF DATA, CORRUPTION OF SYSTEMS, OR LOSS OF DOCUMENTATION, WHETHER BASED ON BREACH OF CONTRACT, TORT (INCLUDING NEGLIGENCE), PRODUCT LIABILITY, OR OTHERWISE, IN CONNECTION WITH THE USE OF THE PRODUCT, EVEN IF HIKVISION HAS BEEN ADVISED OF THE POSSIBILITY OF SUCH DAMAGES OR LOSS.  
YOU ACKNOWLEDGE THAT THE NATURE OF INTERNET PROVIDES FOR INHERENT SECURITY RISKS, AND HIKVISION SHALL NOT TAKE ANY RESPONSIBILITIES FOR ABNORMAL OPERATION, PRIVACY LEAKAGE OR OTHER DAMAGES RESULTING FROM CIPHER ATTACK, HACKER ATTACK, VIRUS INFECTION, OR OTHER INTERNET SECURITY RISKS; HOWEVER, HIKVISION WILL PROVIDE TIMELY TECHNICAL SUPPORT IF REQUIRED.  
YOU AGREE TO USE THIS PRODUCT IN COMPLIANCE WITH ALL APPLICABLE LAWS, AND YOU ARE SOLELY RESPONSIBLE FOR ENSURING THAT YOUR USE CONFORMS TO THE APPLICABLE LAW. SPECIALLY, YOU ARE RESPONSIBLE, FOR USING THIS PRODUCT IN A MANNER THAT DOES NOT INFRINGE ON THE RIGHTS OF THIRD PARTIES, INCLUDING WITHOUT LIMITATION, RIGHTS OF PUBLICITY, INTELLECTUAL PROPERTY RIGHTS, OR DATA PROTECTION AND OTHER PRIVACY RIGHTS. YOU SHALL NOT USE THIS PRODUCT FOR ANY PROHIBITED END-USES, INCLUDING THE DEVELOPMENT OR PRODUCTION OF WEAPONS OF MASS DESTRUCTION, THE DEVELOPMENT OR PRODUCTION OF CHEMICAL OR BIOLOGICAL WEAPONS, ANY ACTIVITIES IN THE CONTEXT RELATIVE TO ANY NUCLEAR EXPLOSIVE OR UNSAFE NUCLEAR FUEL-CYCLE, OR IN SUPPORT OF HUMAN RIGHTS ABUSES.  
IN THE EVENT OF ANY CONFLICTS BETWEEN THIS MANUAL AND THE APPLICABLE LAW, THE LATER PREVAILS.

CE This product and, if applicable, the supplied accessories too are marked with "CE" and comply therefore with the applicable harmonized European standards listed under the RE Directive 2014/53/EU, the EMC Directive 2014/53/EU, the RoHS Directive 2011/65/EU, 2012/19/EU (WEEE Directive). Products marked with this symbol cannot be disposed of as unsorted municipal waste in the European Union. For proper recycling, return this product to your local supplier upon the purchase of equivalent new equipment, or dispose of it at designated collection points. For more information see: [www.recyclethis.info](http://www.recyclethis.info)  
2006/66/EC (battery directive). This product contains a battery that cannot be disposed of as unsorted municipal waste in the European Union. See the product documentation for specific battery information. The battery is marked with this symbol, which may include lettering to indicate cadmium (Cd), lead (Pb), or mercury (Hg). For proper recycling, return the battery to your supplier or to a designated collection point. For more information see: [www.recyclethis.info](http://www.recyclethis.info)

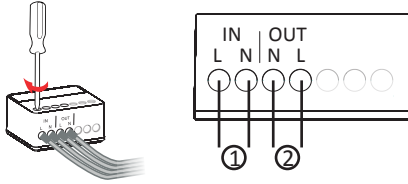
CAUTION This product is a component, when used in end product the standard conformity shall be assessed again.  
1. Install the equipment according to the instructions in this manual.  
2. This equipment is not suitable for use in locations where children are likely to be present.  
3. This equipment is suitable for use in gang box or other enclosure protected device only.  
4. To prevent injury, this equipment must be securely attached to the floor/wall in accordance with the installation instructions.  
5. No naked flame sources, such as lighted candles, should be placed on the equipment.  
6. The equipment has been designed, when required, modified for connection to an IT power distribution system.  
7. A readily accessible disconnect device shall be incorporated external to the equipment.  
8. The socket outlet shall be installed near the equipment and shall be easily accessible.  
9. Burned fingers when handling the device. Wait one-half hour after switching off before handling the parts.  
10. Use only power supplies listed in the user manual or user instruction.  
11. The equipment shall not be exposed to dripping or splashing and that no objects filled with liquids, such as vases, shall be placed on the equipment.  
Ensure correct wiring of the terminals for connection to an AC mains supply.

Indicates hazardous live and the internal wiring connected to the terminals requires installation by an instructed person.

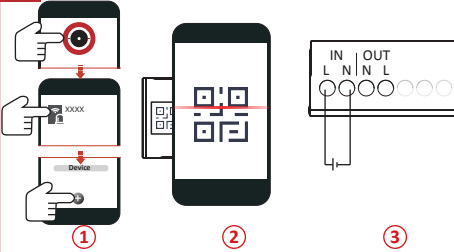
1



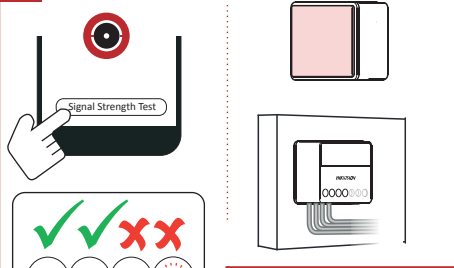
2



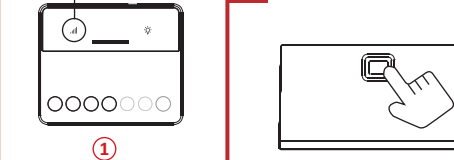
3



4



5



#### Warning

This is a class B product. In a domestic environment this product may cause radio interference in which case the user may be required to take adequate measures.



#### FCC Information

Please take attention that changes or modification not expressly approved by the party responsible for compliance could void the user's authority to operate the equipment.

FCC compliance: This equipment has been tested and found to comply with the limits for a Class B digital device, pursuant to part 15 of the FCC Rules. These limits are designed to provide reasonable protection against harmful interference in a residential installation. This equipment generates, uses and can radiate radio frequency energy and, if not installed and used in accordance with the instructions, may cause harmful interference to radio communications. However, there is no guarantee that interference will not occur in a particular installation. If this equipment does cause harmful interference to radio or television reception, which can be determined by turning the equipment off and on, the user is encouraged to try to correct the interference by one or more of the following measures:

- Reorient or relocate the receiving antenna.
- Increase the separation between the equipment and receiver.
- Connect the equipment into an outlet on a circuit different from that to which the receiver is connected.
- Consult the dealer or an experienced radio/TV technician for help.

#### FCC Conditions

This device complies with part 15 of the FCC Rules. Operation is subject to the following two conditions:

1. This device may not cause harmful interference.
2. This device must accept any interference received, including interference that may cause undesired operation