

FCC 15B Test Setup Photo

Test Mode: Mode 1: Charging and Camera On

Description: Front View of Conducted Emission



Test Mode: Mode 1: Charging and Camera On

Description: Front View of Conducted Emission



Test Mode: Mode 2: USB Copy

Description: Front View of Conducted Emission




Test Mode: Mode 2: USB Copy

Description: Front View of Conducted Emission




Test Mode: Mode 1: Charging and Camera On

Description: Radiated disturbance Test Setup for 30MHz ~ 1GHz



Test Mode: Mode 1: Charging and Camera On

Description: Radiated disturbance Test Setup for 1GHz ~ 18GHz




Test Mode: Mode 2: USB Copy

Description: Radiated disturbance Test Setup for 30MHz ~ 1GHz



Test Mode: Mode 2: USB Copy

Description: Radiated disturbance Test Setup for 1GHz ~ 18GHz



FCC Part15C Test Setup Photo

Description: Front View of the Conducted Emission Test Setup for 0.15kHz ~ 30MHz




Description: Back View of the Conducted Emission Test Setup for 0.15kHz ~ 30MHz




Description: Radiated Emission Test Setup for 9kHz ~ 30MHz



Description: Radiated Emission Test Setup for 30MHz ~ 1GHz



Description: Radiated Emission Test Setup for 1GHz ~ 18GHz



Description: Radiated Emission Test Setup for 18GHz ~ 40GHz

