

View of the EUT [Prüflingsansicht]




Figure 1: Front view of test sample
[Vorderansicht Prüfmuster]




Figure 2: Back view of test sample
[Rückansicht Prüfmuster]




Figure 3: Detailed view of test sample
[Detailansicht Prüfmuster]




Figure 4: Detailed view of test sample
[Detailansicht Prüfmuster]




Figure 5: Detailed view of test sample
[Detailansicht Prüfmuster]



Figure 6: RFID cards
[RFID-Karten]




Figure 7: Measurement of field strength acc. to following sections of the report
1418-14-EE-15-PB001: section 4.1, section 4.2



Figure 8: Measurement of field strength acc. to following sections of the report
1418-14-EE-15-PB001: section 4.3



Figure 9: Measurement of frequency tolerance acc. to following sections of the report
1418-14-EE-15-PB001: section 4.4, section 4.5



Figure 10: Measurement of signal bandwidth acc. to following sections of the report
1418-14-EE-15-PB001: section 4.6