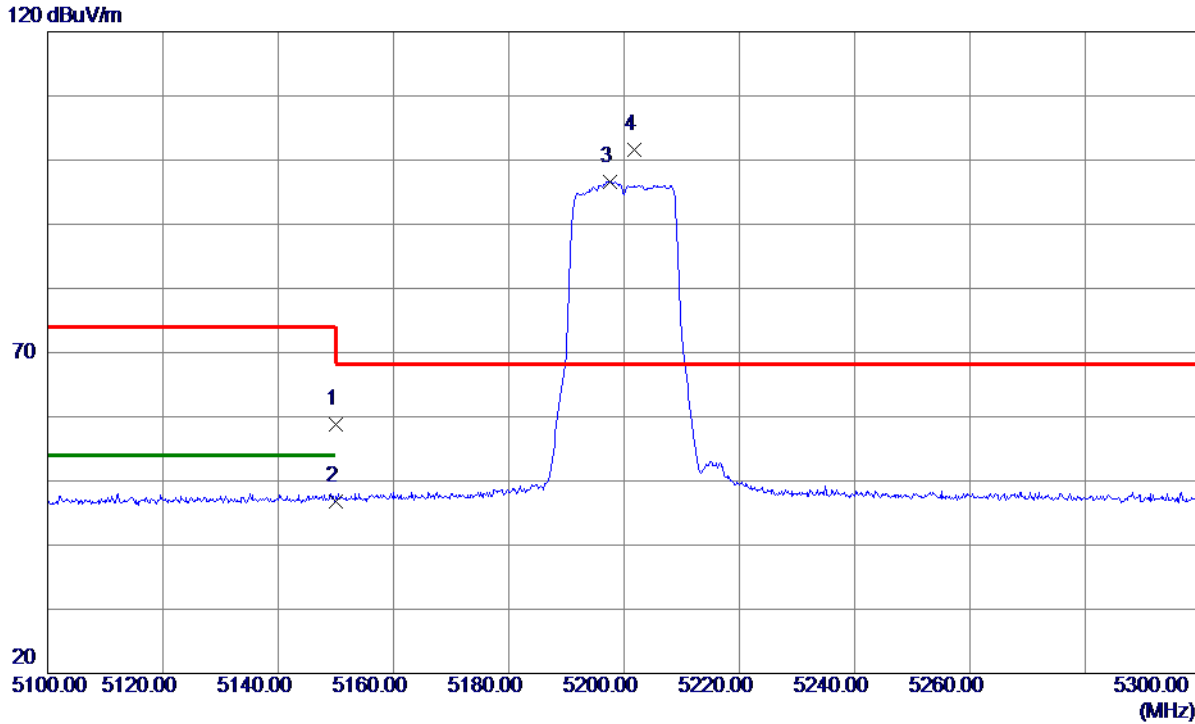


Orthogonal Axis	X
Test Mode	UNII-1_TX AC (VHT20) Mode 5200 MHz

Horizontal



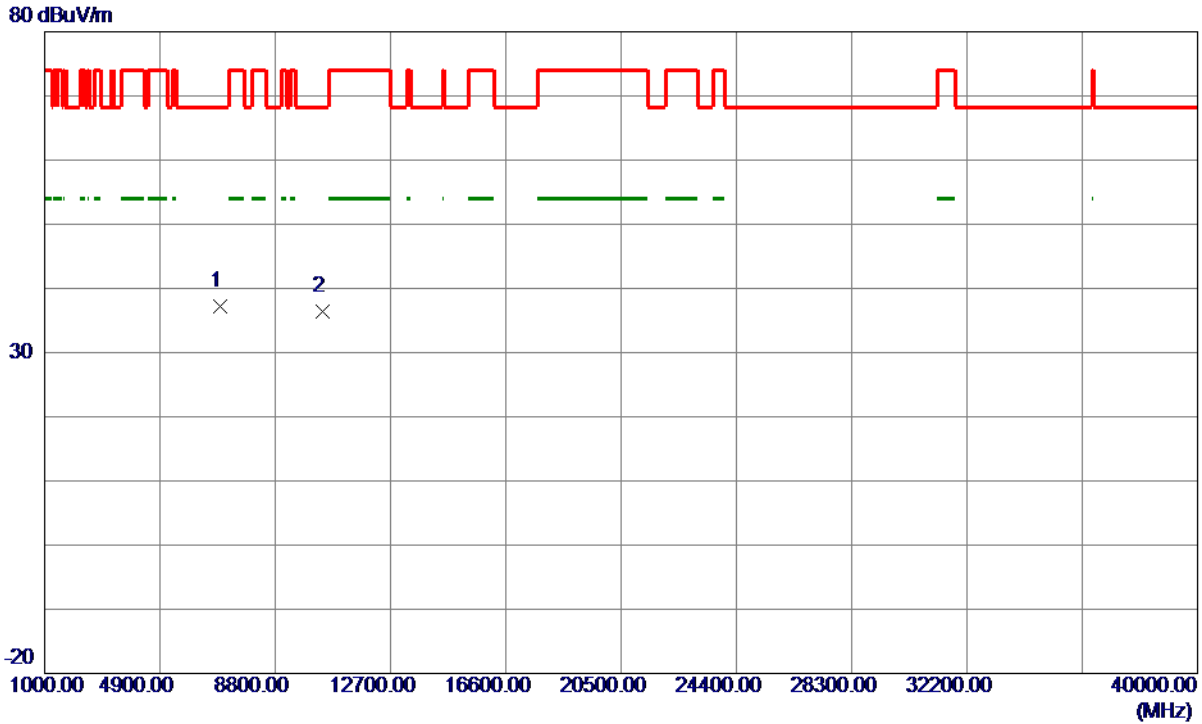
No.	Freq. MHz	Reading Level dBuV/m	Correct Factor dB	Measure ment dBuV/m	Limit dBuV/m	Margin dB	Detector	Comment
1	5150.0000	19.67	39.07	58.74	74.00	-15.26	Peak	
2	5150.0000	7.74	39.07	46.81	54.00	-7.19	AVG	
3	5197.5000	57.52	39.13	96.65	999.00	-902.35	AVG	No limit
4 *	5201.8000	62.41	39.13	101.54	68.30	33.24	Peak	No limit

REMARKS:

- (1) Measurement Value = Reading Level + Correct Factor.
- (2) Margin Level = Measurement Value - Limit Value.

Orthogonal Axis	X
Test Mode	UNII-1_TX AC (VHT20) Mode 5200 MHz

Horizontal



No.	Freq. MHz	Reading Level dBuV/m	Correct Factor dB	Measure ment dBuV/m	Limit dBuV/m	Margin dB	Detector	Comment
1 *	6933.3430	40.74	-3.53	37.21	68.30	-31.09	Peak	
2	10399.8450	34.22	2.14	36.36	68.30	-31.94	Peak	

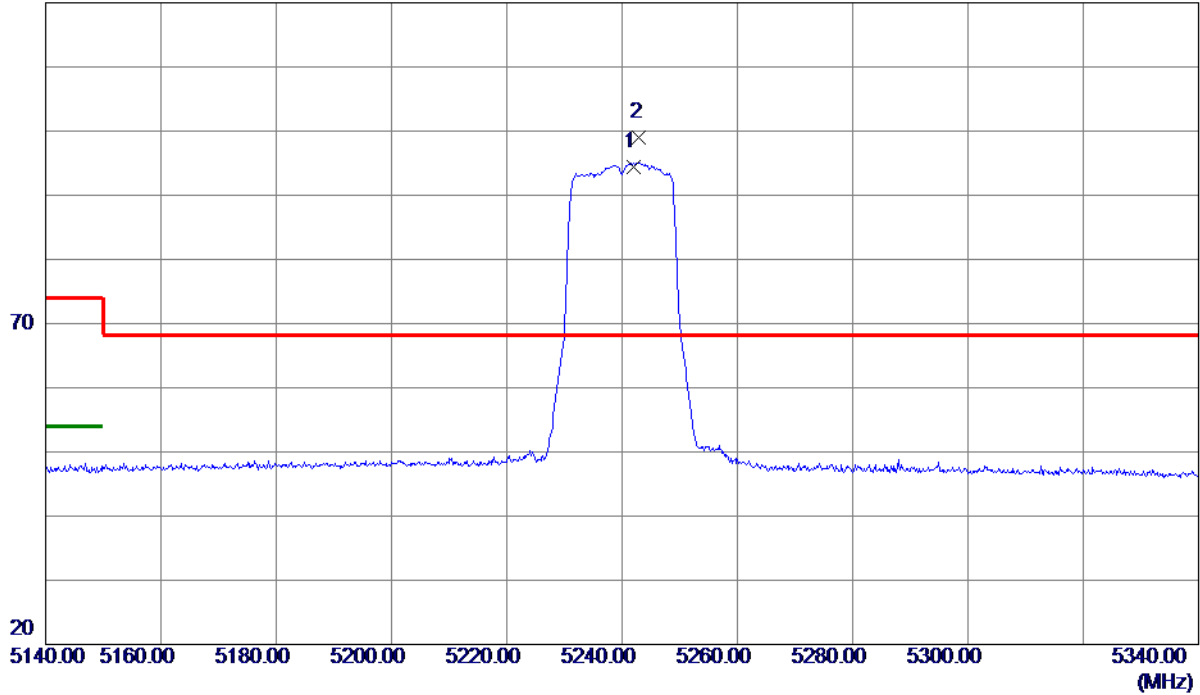
REMARKS:

- (1) Measurement Value = Reading Level + Correct Factor.
- (2) Margin Level = Measurement Value - Limit Value.

Orthogonal Axis	X
Test Mode	UNII-1_TX AC (VHT20) Mode 5240 MHz

Vertical

120 dBuV/m



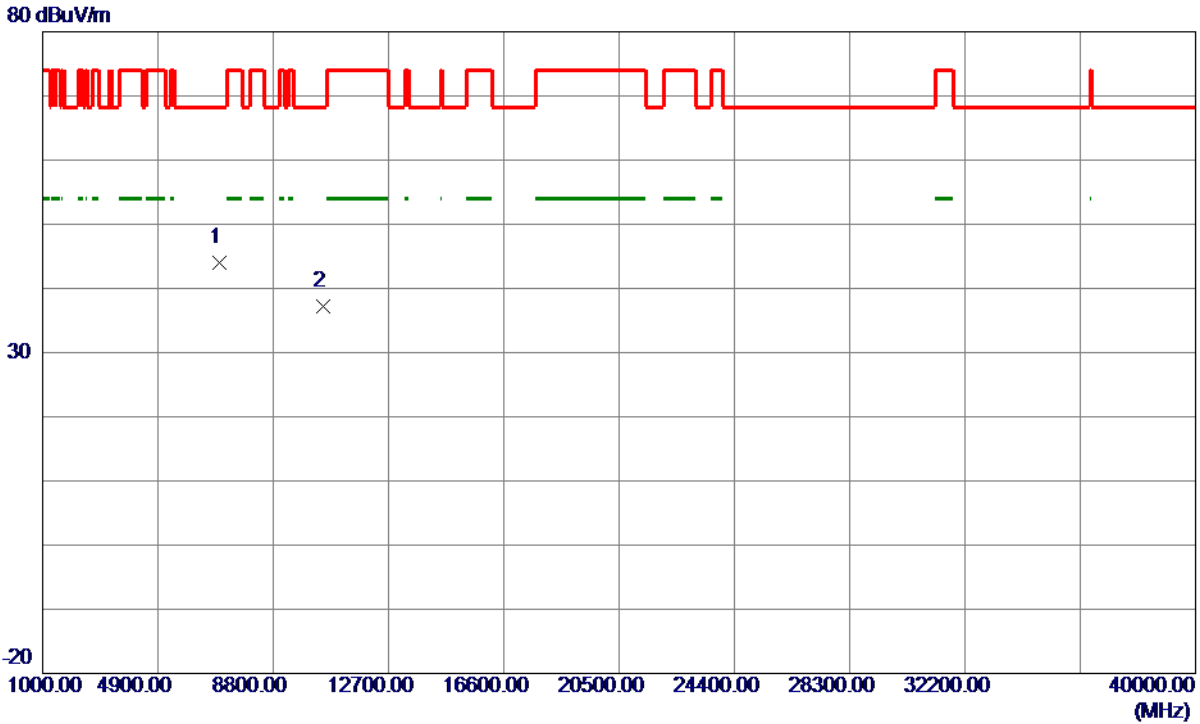
No.	Freq. MHz	Reading Level dBuV/m	Correct Factor dB	Measure ment dBuV/m	Limit dBuV/m	Margin dB	Detector	Comment
1 *	5242.0000	55.23	39.18	94.41	68.30	26.11	Peak	No limit
2	5243.0000	59.84	39.19	99.03	999.00	-899.97	AVG	No limit

REMARKS:

- (1) Measurement Value = Reading Level + Correct Factor.
- (2) Margin Level = Measurement Value - Limit Value.

Orthogonal Axis	X
Test Mode	UNII-1_TX AC (VHT20) Mode 5240 MHz

Vertical



No.	Freq. MHz	Reading Level dBuV/m	Correct Factor dB	Measure ment dBuV/m	Limit dBuV/m	Margin dB	Detector	Comment
1 *	6986.7200	47.41	-3.34	44.07	68.30	-24.23	Peak	
2	10480.0900	35.08	2.15	37.23	68.30	-31.07	Peak	

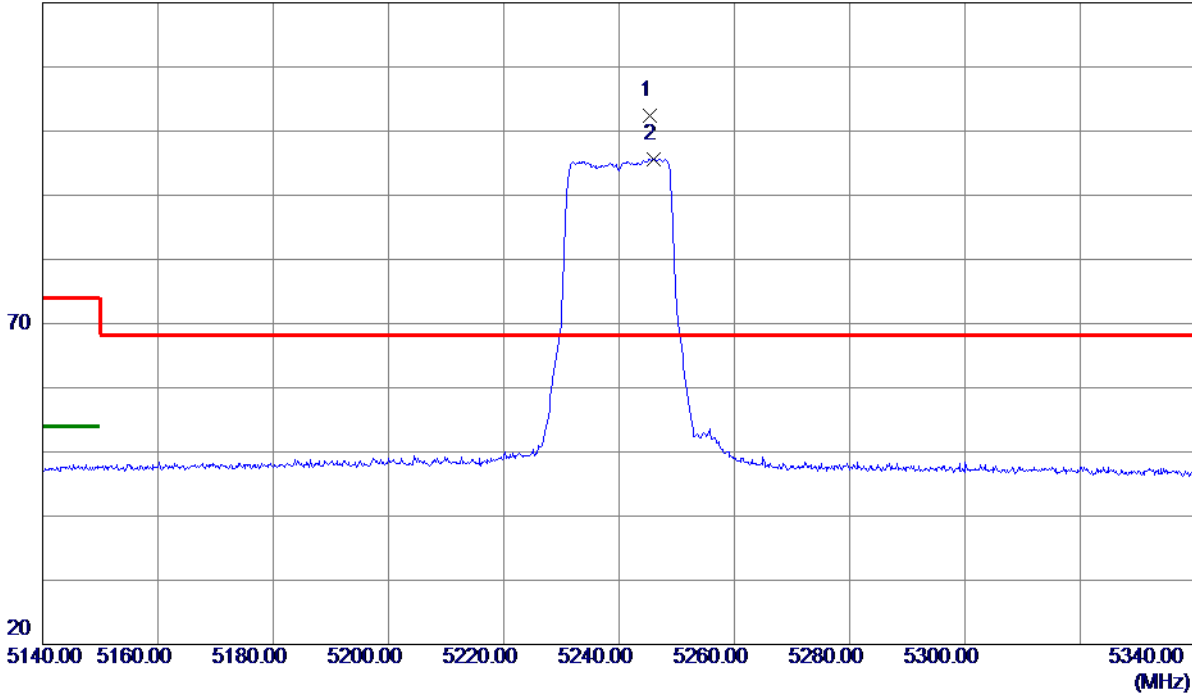
REMARKS:

- (1) Measurement Value = Reading Level + Correct Factor.
- (2) Margin Level = Measurement Value - Limit Value.

Orthogonal Axis	X
Test Mode	UNII-1_TX AC (VHT20) Mode 5240 MHz

Horizontal

120 dBuV/m



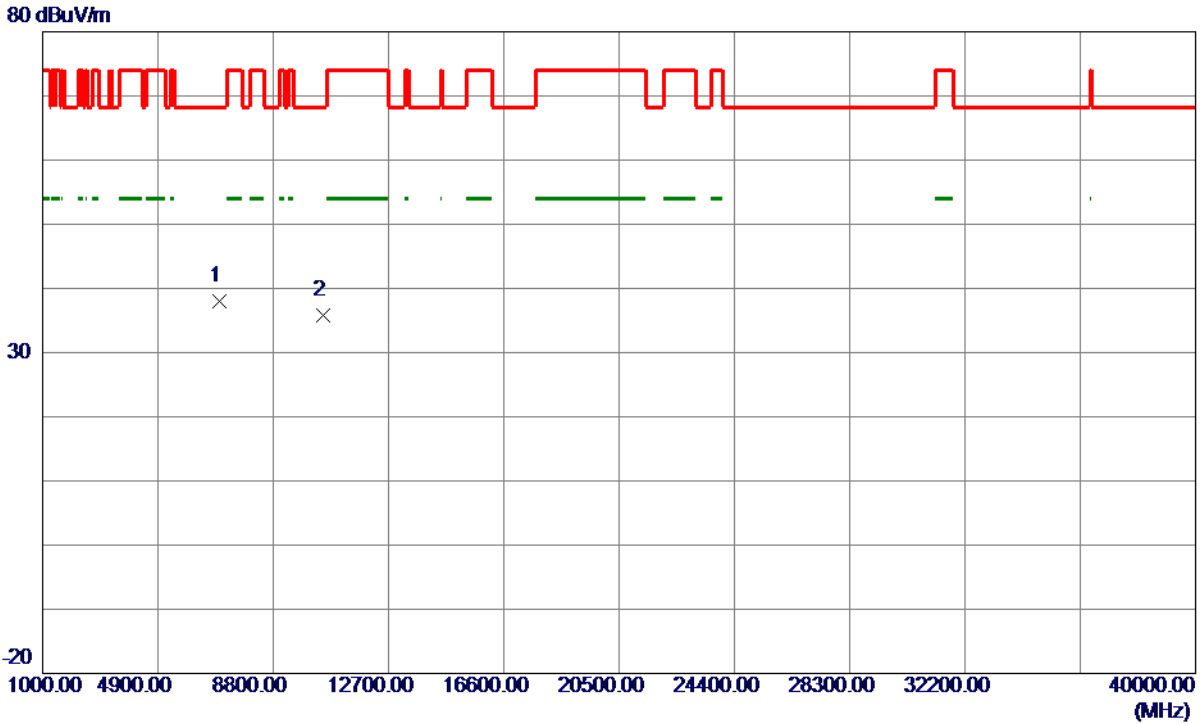
No.	Freq. MHz	Reading Level dBuV/m	Correct Factor dB	Measure ment dBuV/m	Limit dBuV/m	Margin dB	Detector	Comment
1 *	5245.3000	63.12	39.19	102.31	68.30	34.01	Peak	No limit
2	5246.1000	56.50	39.19	95.69	999.00	-903.31	AVG	No limit

REMARKS:

- (1) Measurement Value = Reading Level + Correct Factor.
- (2) Margin Level = Measurement Value - Limit Value.

Orthogonal Axis	X
Test Mode	UNII-1_TX AC (VHT20) Mode 5240 MHz

Horizontal



No.	Freq. MHz	Reading Level dBuV/m	Correct Factor dB	Measure ment dBuV/m	Limit dBuV/m	Margin dB	Detector	Comment
1 *	6986.6600	41.43	-3.34	38.09	68.30	-30.21	Peak	
2	10474.5599	33.63	2.15	35.78	68.30	-32.52	Peak	

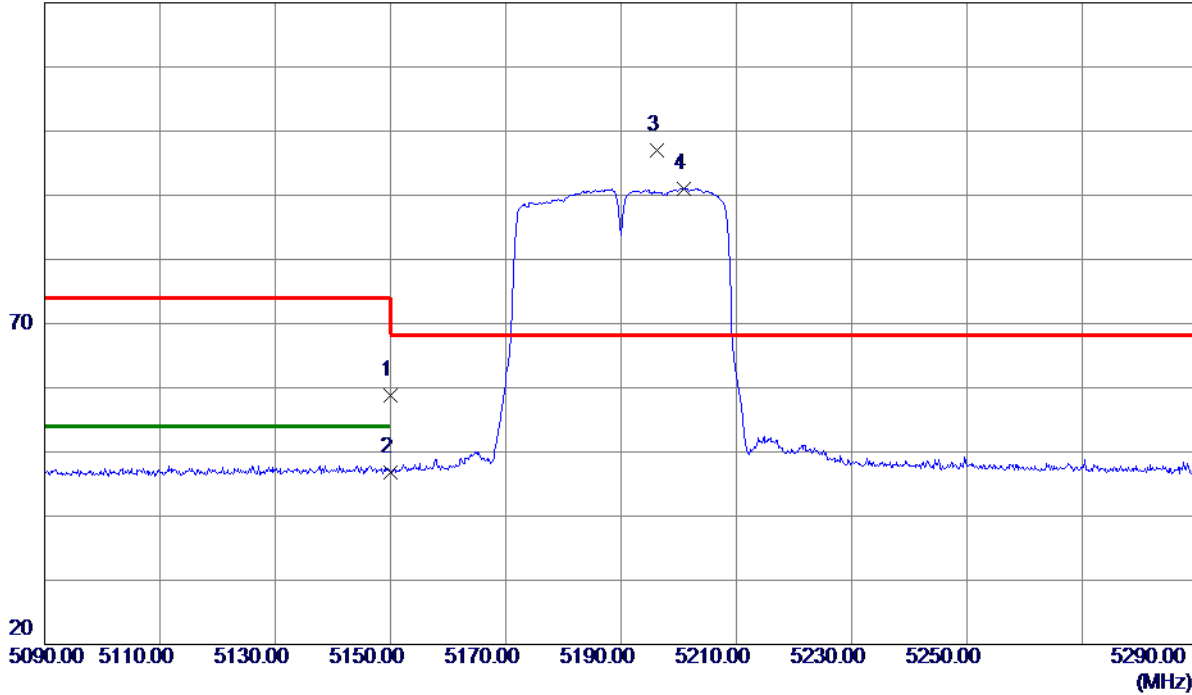
REMARKS:

- (1) Measurement Value = Reading Level + Correct Factor.
- (2) Margin Level = Measurement Value - Limit Value.

Orthogonal Axis	X
Test Mode	UNII-1_TX AC (VHT40) Mode 5190 MHz

Vertical

120 dBuV/m



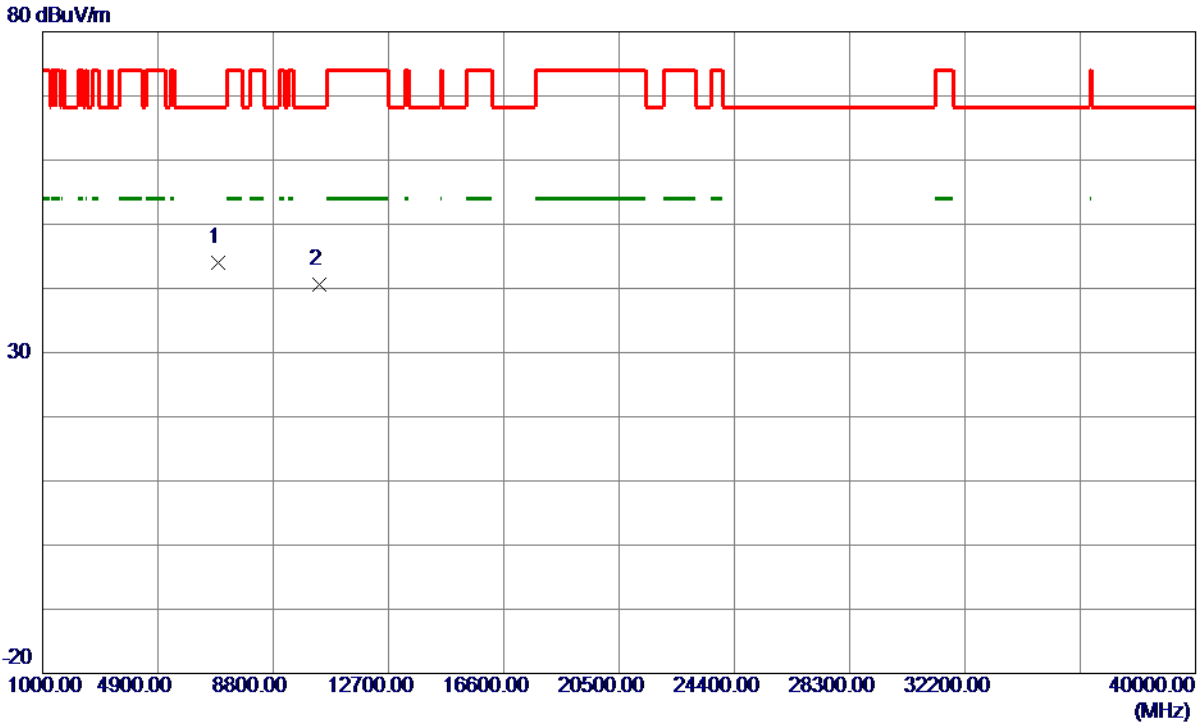
No.	Freq. MHz	Reading Level dBuV/m	Correct Factor dB	Measure ment dBuV/m	Limit dBuV/m	Margin dB	Detector	Comment
1	5150.0000	19.81	39.07	58.88	74.00	-15.12	Peak	
2	5150.0000	7.81	39.07	46.88	54.00	-7.12	AVG	
3 *	5196.3000	57.94	39.13	97.07	68.30	28.77	Peak	No limit
4	5200.9000	51.92	39.13	91.05	999.00	-907.95	AVG	No limit

REMARKS:

- (1) Measurement Value = Reading Level + Correct Factor.
- (2) Margin Level = Measurement Value - Limit Value.

Orthogonal Axis	X
Test Mode	UNII-1_TX AC (VHT40) Mode 5190 MHz

Vertical



No.	Freq. MHz	Reading Level dBuV/m	Correct Factor dB	Measure ment dBuV/m	Limit dBuV/m	Margin dB	Detector	Comment
1 *	6920.0600	47.52	-3.58	43.94	68.30	-24.36	Peak	
2	10379.9400	38.42	2.13	40.55	68.30	-27.75	Peak	

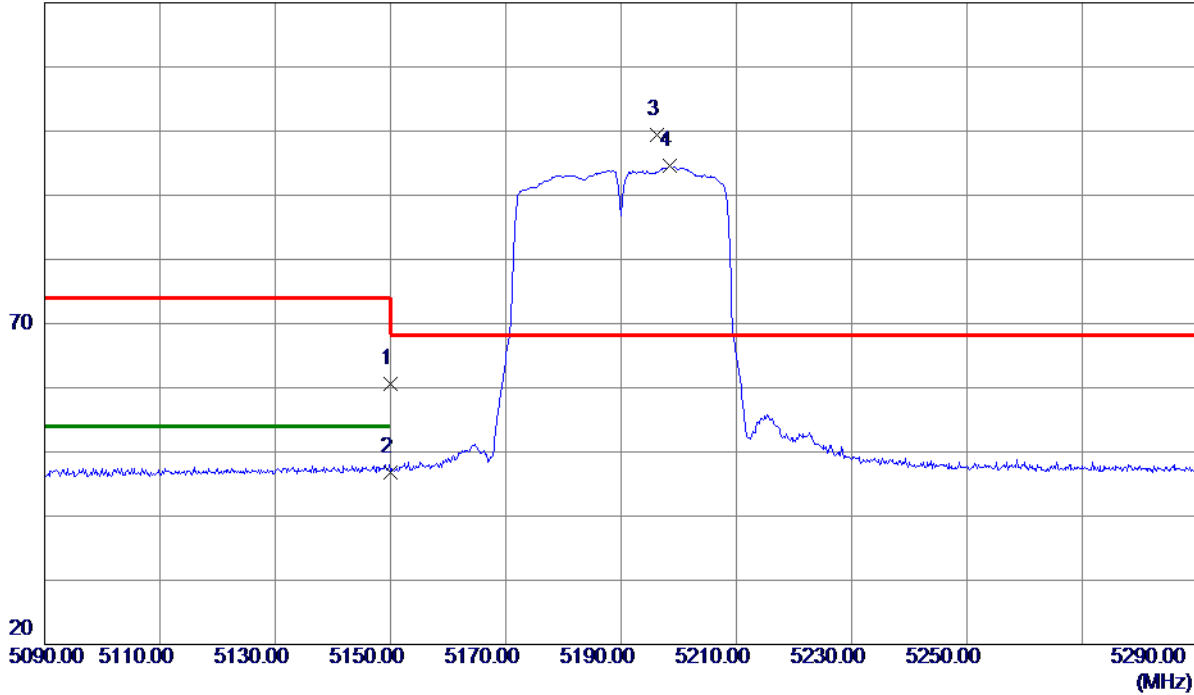
REMARKS:

- (1) Measurement Value = Reading Level + Correct Factor.
- (2) Margin Level = Measurement Value - Limit Value.

Orthogonal Axis	X
Test Mode	UNII-1_TX AC (VHT40) Mode 5190 MHz

Horizontal

120 dBuV/m



No.	Freq. MHz	Reading Level dBuV/m	Correct Factor dB	Measure ment dBuV/m	Limit dBuV/m	Margin dB	Detector	Comment
1	5150.0000	21.52	39.07	60.59	74.00	-13.41	Peak	
2	5150.0000	7.76	39.07	46.83	54.00	-7.17	AVG	
3 *	5196.3000	60.21	39.13	99.34	68.30	31.04	Peak	No limit
4	5198.5000	55.38	39.13	94.51	999.00	-904.49	AVG	No limit

REMARKS:

- (1) Measurement Value = Reading Level + Correct Factor.
- (2) Margin Level = Measurement Value - Limit Value.

Orthogonal Axis	X
Test Mode	UNII-1_TX AC (VHT40) Mode 5190 MHz

Horizontal



No.	Freq. MHz	Reading Level dBuV/m	Correct Factor dB	Measure ment dBuV/m	Limit dBuV/m	Margin dB	Detector	Comment
1 *	6919.9400	40.57	-3.58	36.99	68.30	-31.31	Peak	
2	10390.2500	34.14	2.13	36.27	68.30	-32.03	Peak	

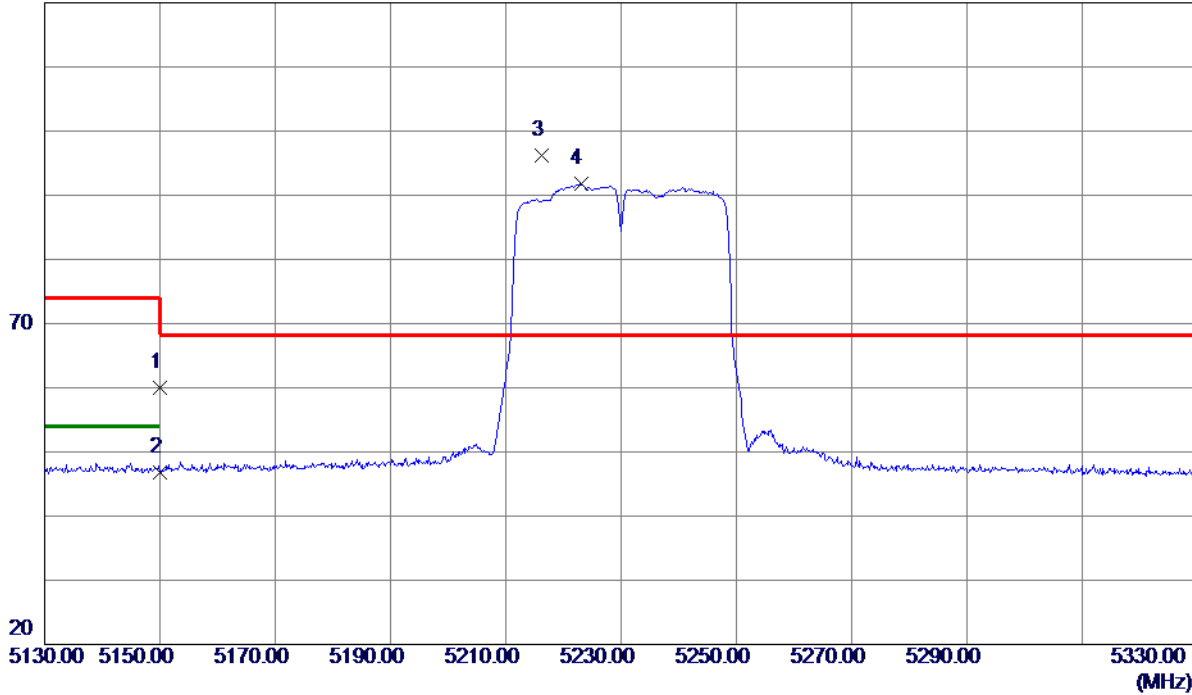
REMARKS:

- (1) Measurement Value = Reading Level + Correct Factor.
- (2) Margin Level = Measurement Value - Limit Value.

Orthogonal Axis	X
Test Mode	UNII-1_TX AC (VHT40) Mode 5230 MHz

Vertical

120 dBuV/m



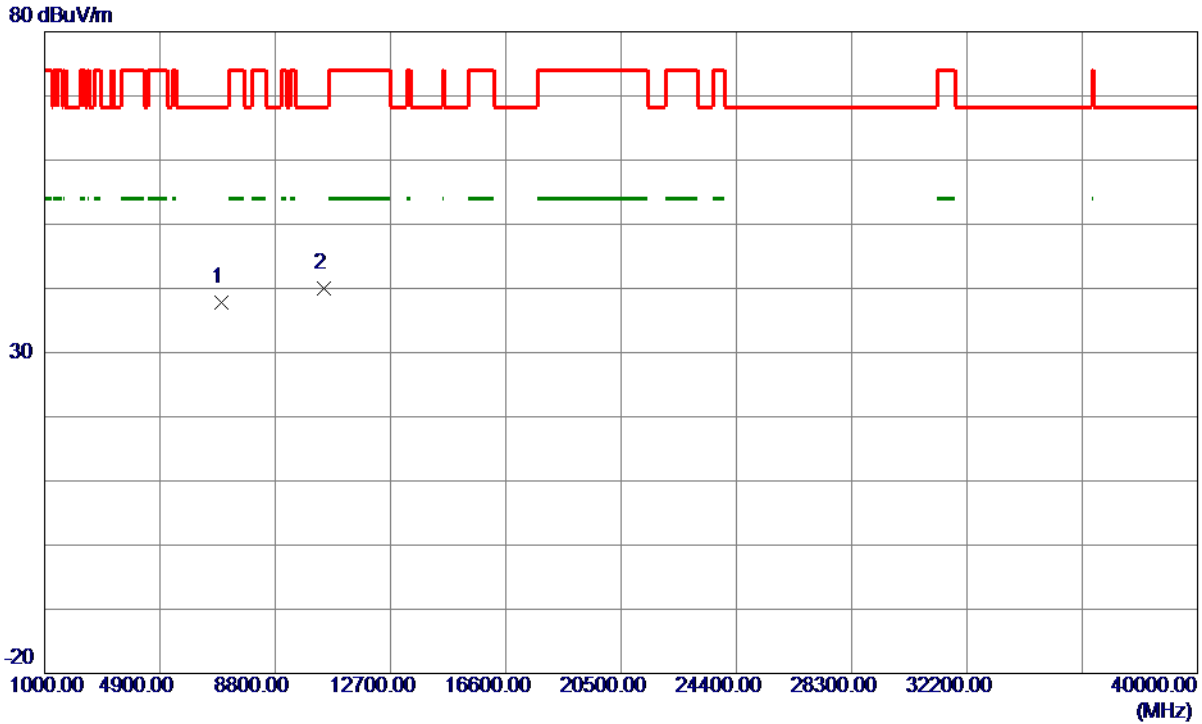
No.	Freq. MHz	Reading Level dBuV/m	Correct Factor dB	Measure ment dBuV/m	Limit dBuV/m	Margin dB	Detector	Comment
1	5150.0000	20.88	39.07	59.95	74.00	-14.05	Peak	
2	5150.0000	7.73	39.07	46.80	54.00	-7.20	AVG	
3 *	5216.3000	57.09	39.15	96.24	68.30	27.94	Peak	No limit
4	5223.0000	52.57	39.16	91.73	999.00	-907.27	AVG	No limit

REMARKS:

- (1) Measurement Value = Reading Level + Correct Factor.
- (2) Margin Level = Measurement Value - Limit Value.

Orthogonal Axis	X
Test Mode	UNII-1_TX AC (VHT40) Mode 5230 MHz

Vertical



No.	Freq. MHz	Reading Level dBuV/m	Correct Factor dB	Measure ment dBuV/m	Limit dBuV/m	Margin dB	Detector	Comment
1	6977.8530	41.23	-3.37	37.86	68.30	-30.44	Peak	
2 *	10461.5400	37.84	2.14	39.98	68.30	-28.32	Peak	

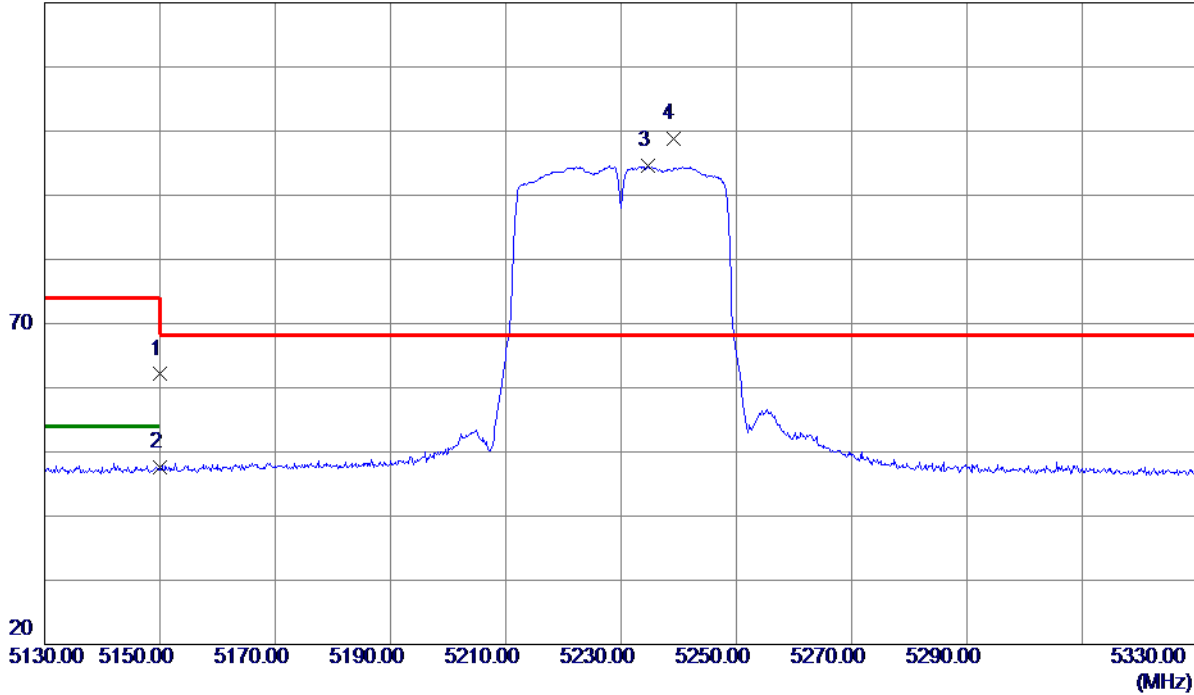
REMARKS:

- (1) Measurement Value = Reading Level + Correct Factor.
- (2) Margin Level = Measurement Value - Limit Value.

Orthogonal Axis	X
Test Mode	UNII-1_TX AC (VHT40) Mode 5230 MHz

Horizontal

120 dBuV/m



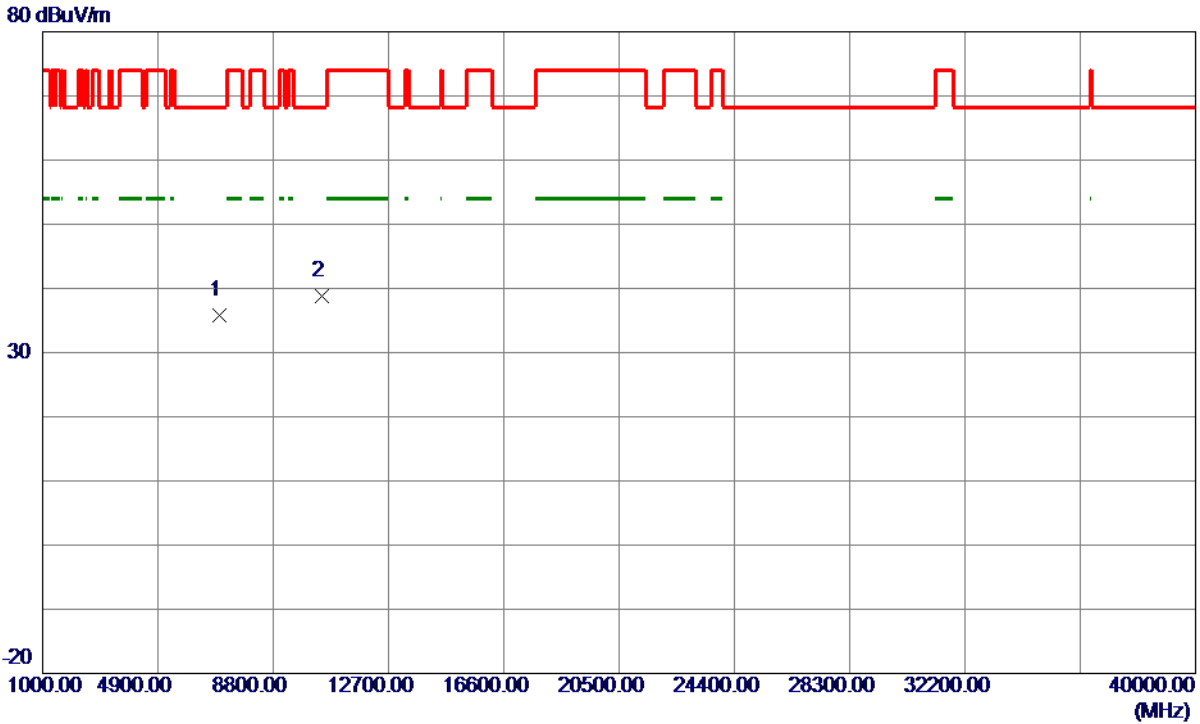
No.	Freq. MHz	Reading Level dBuV/m	Correct Factor dB	Measure ment dBuV/m	Limit dBuV/m	Margin dB	Detector	Comment
1	5150.0000	23.03	39.07	62.10	74.00	-11.90	Peak	
2	5150.0000	8.45	39.07	47.52	54.00	-6.48	AVG	
3	5234.6000	55.42	39.18	94.60	999.00	-904.40	AVG	No limit
4 *	5239.0000	59.65	39.18	98.83	68.30	30.53	Peak	No limit

REMARKS:

- (1) Measurement Value = Reading Level + Correct Factor.
- (2) Margin Level = Measurement Value - Limit Value.

Orthogonal Axis	X
Test Mode	UNII-1_TX AC (VHT40) Mode 5230 MHz

Horizontal



No.	Freq. MHz	Reading Level dBuV/m	Correct Factor dB	Measure ment dBuV/m	Limit dBuV/m	Margin dB	Detector	Comment
1	6977.3330	39.21	-3.38	35.83	68.30	-32.47	Peak	
2 *	10457.4200	36.70	2.14	38.84	68.30	-29.46	Peak	

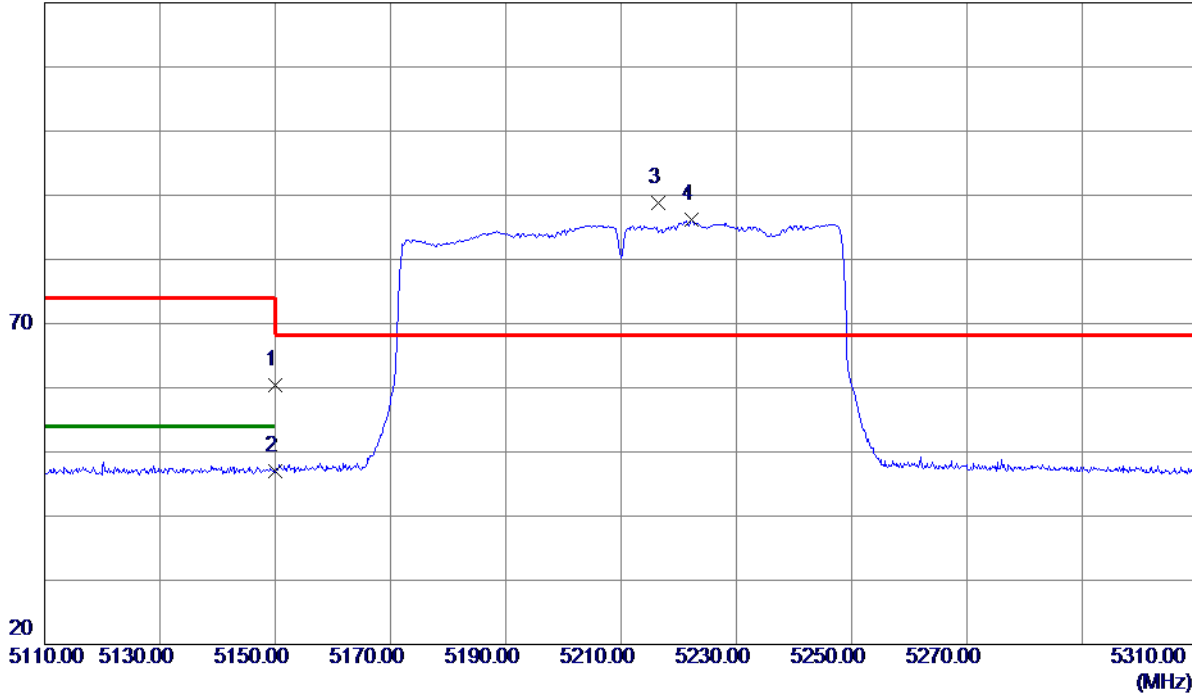
REMARKS:

- (1) Measurement Value = Reading Level + Correct Factor.
- (2) Margin Level = Measurement Value - Limit Value.

Orthogonal Axis	X
Test Mode	UNII-1_TX AC (VHT80) Mode 5210 MHz

Vertical

120 dBuV/m



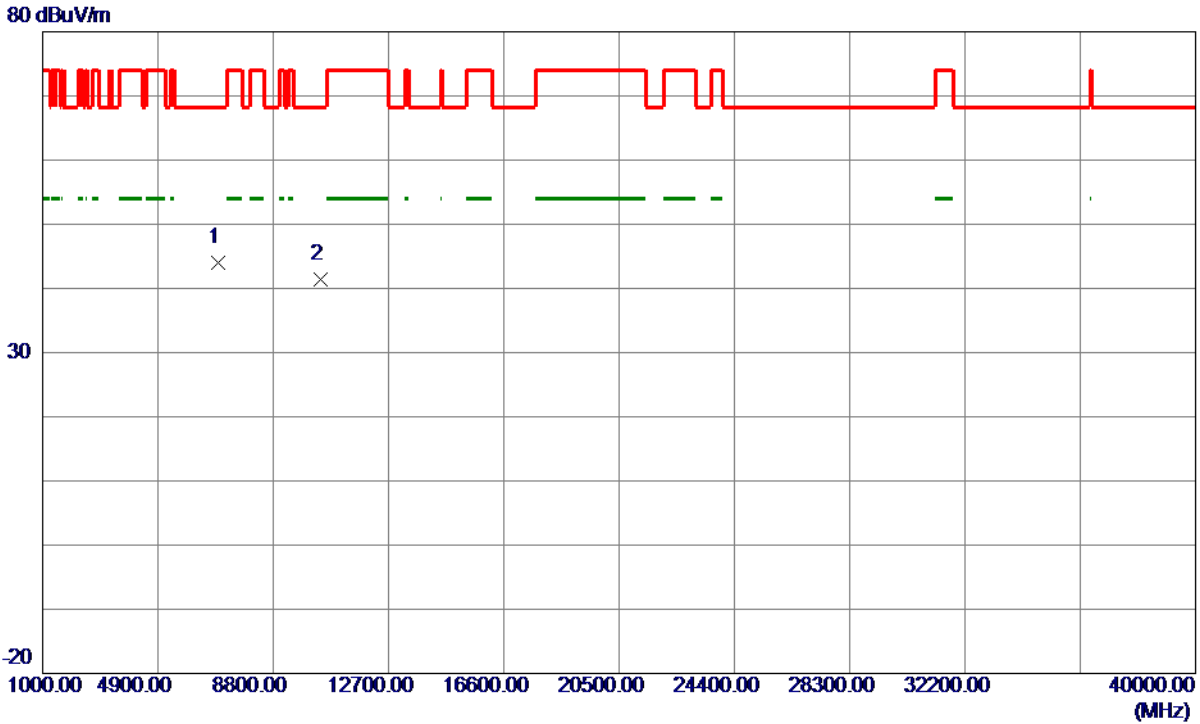
No.	Freq. MHz	Reading Level dBuV/m	Correct Factor dB	Measure ment dBuV/m	Limit dBuV/m	Margin dB	Detector	Comment
1	5150.0000	21.30	39.07	60.37	74.00	-13.63	Peak	
2	5150.0000	7.85	39.07	46.92	54.00	-7.08	AVG	
3 *	5216.5000	49.68	39.15	88.83	68.30	20.53	Peak	No limit
4	5222.2000	46.95	39.16	86.11	999.00	-912.89	AVG	No limit

REMARKS:

- (1) Measurement Value = Reading Level + Correct Factor.
- (2) Margin Level = Measurement Value - Limit Value.

Orthogonal Axis	X
Test Mode	UNII-1_TX AC (VHT80) Mode 5210 MHz

Vertical



No.	Freq. MHz	Reading Level dBuV/m	Correct Factor dB	Measure ment dBuV/m	Limit dBuV/m	Margin dB	Detector	Comment
1 *	6946.7270	47.58	-3.49	44.09	68.30	-24.21	Peak	
2	10419.9150	39.17	2.14	41.31	68.30	-26.99	Peak	

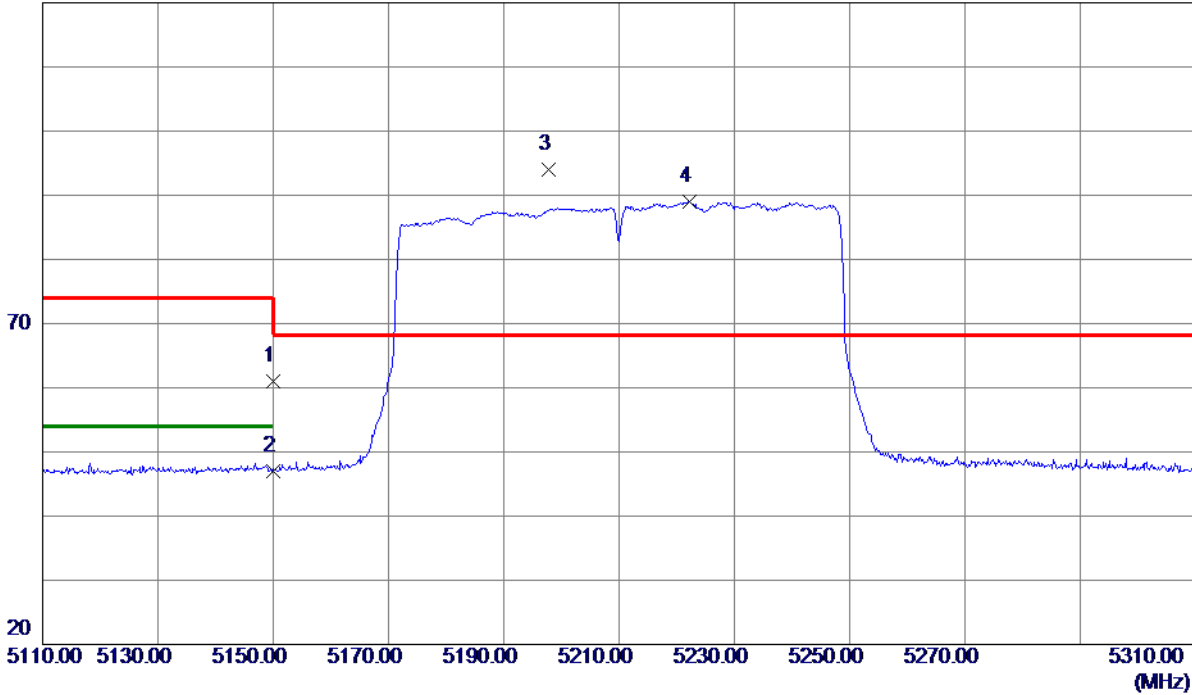
REMARKS:

- (1) Measurement Value = Reading Level + Correct Factor.
- (2) Margin Level = Measurement Value - Limit Value.

Orthogonal Axis	X
Test Mode	UNII-1_TX AC (VHT80) Mode 5210 MHz

Horizontal

120 dBuV/m



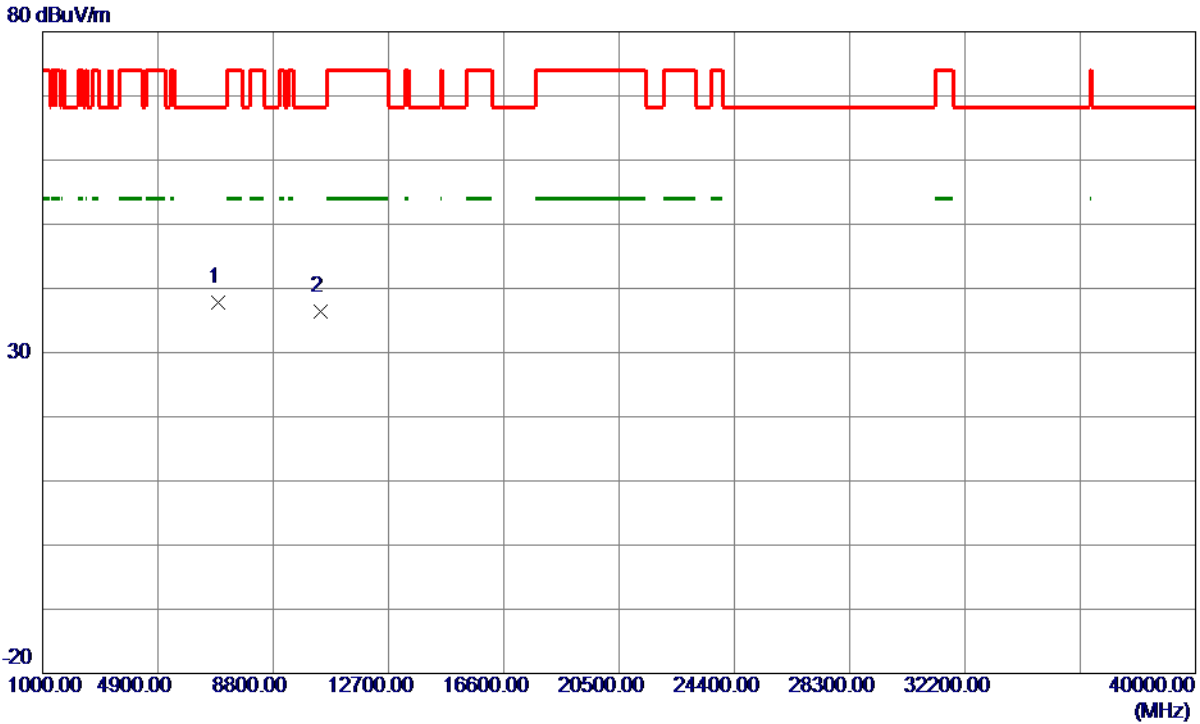
No.	Freq. MHz	Reading Level dBuV/m	Correct Factor dB	Measure ment dBuV/m	Limit dBuV/m	Margin dB	Detector	Comment
1	5150.0000	21.97	39.07	61.04	74.00	-12.96	Peak	
2	5150.0000	7.95	39.07	47.02	54.00	-6.98	AVG	
3 *	5197.8000	54.85	39.13	93.98	68.30	25.68	Peak	No limit
4	5222.2000	49.76	39.16	88.92	999.00	-910.08	AVG	No limit

REMARKS:

- (1) Measurement Value = Reading Level + Correct Factor.
- (2) Margin Level = Measurement Value - Limit Value.

Orthogonal Axis	X
Test Mode	UNII-1_TX AC (VHT80) Mode 5210 MHz

Horizontal



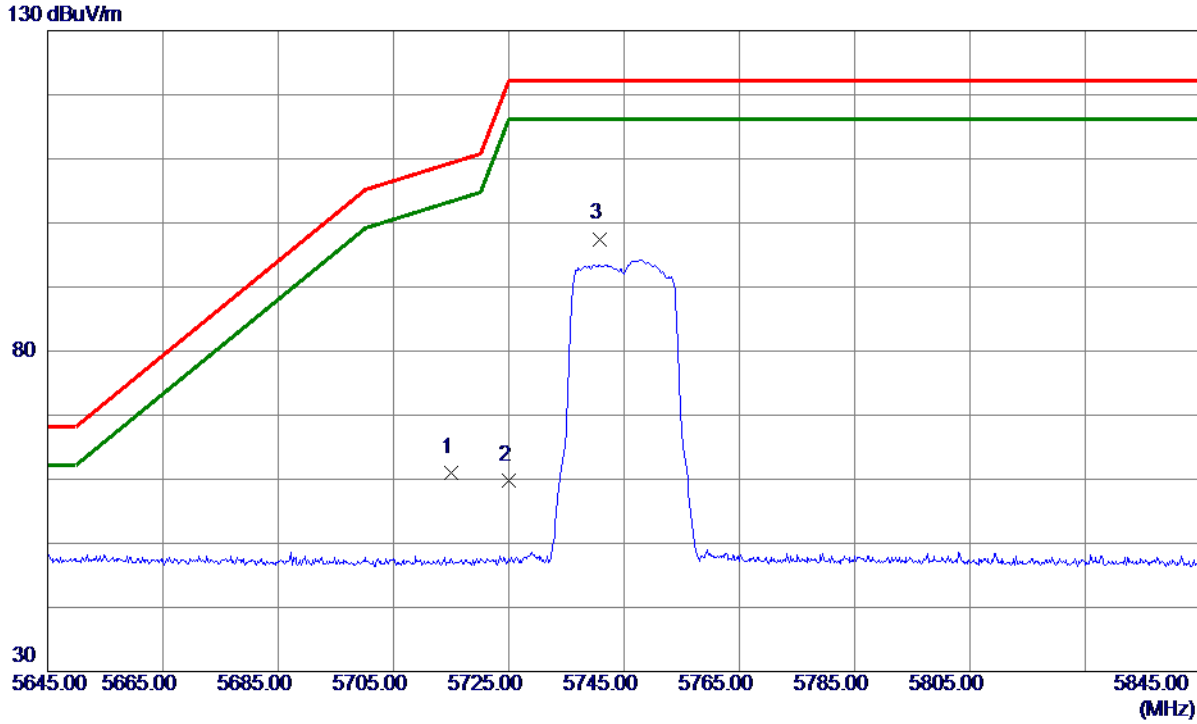
No.	Freq. MHz	Reading Level dBuV/m	Correct Factor dB	Measure ment dBuV/m	Limit dBuV/m	Margin dB	Detector	Comment
1 *	6946.7120	41.23	-3.49	37.74	68.30	-30.56	Peak	
2	10419.8800	34.27	2.14	36.41	68.30	-31.89	Peak	

REMARKS:

- (1) Measurement Value = Reading Level + Correct Factor.
- (2) Margin Level = Measurement Value - Limit Value.

Orthogonal Axis	X
Test Mode	UNII-3_TX AC (VHT20) Mode 5745 MHz

Vertical



No.	Freq. MHz	Reading Level dBuV/m	Correct Factor dB	Measure ment dBuV/m	Limit dBuV/m	Margin dB	Detector	Comment
1	5715.0000	20.97	40.02	60.99	109.40	-48.41	Peak	
2	5725.0000	19.71	40.05	59.76	122.20	-62.44	Peak	
3 *	5740.8000	57.42	40.08	97.50	122.20	-24.70	Peak	

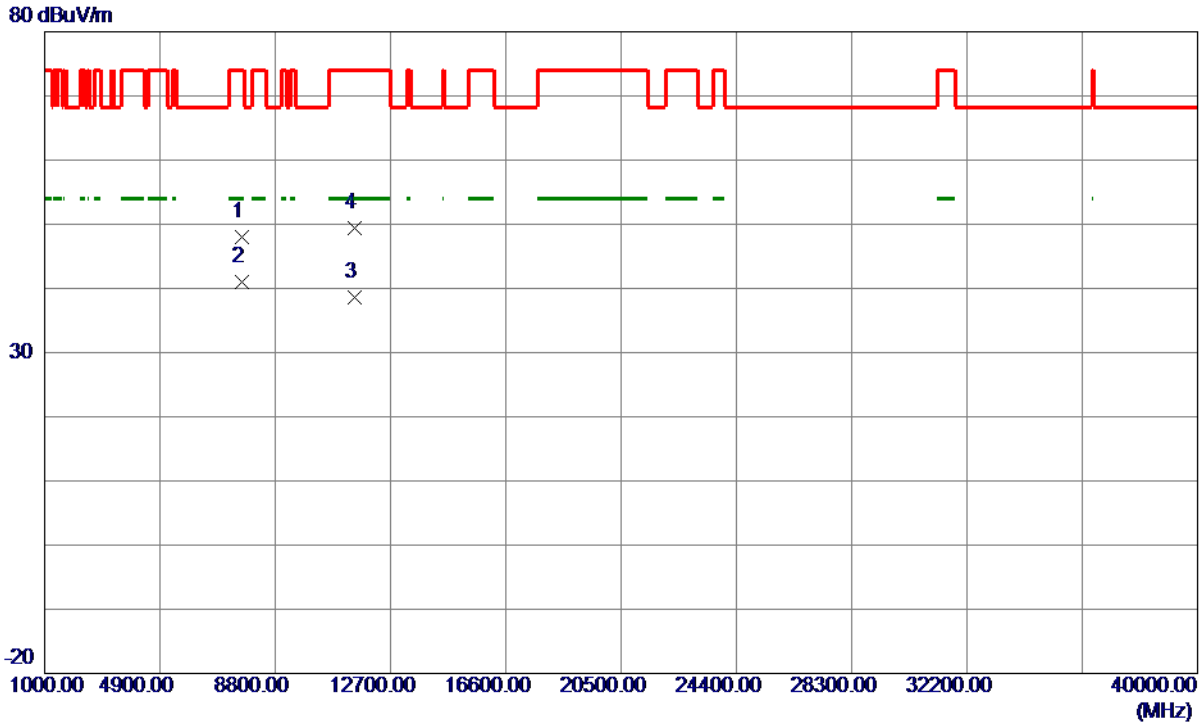
REMARKS:

(1) Measurement Value = Reading Level + Correct Factor.

(2) Margin Level = Measurement Value - Limit Value.

Orthogonal Axis	X
Test Mode	UNII-3_TX AC (VHT20) Mode 5745 MHz

Vertical



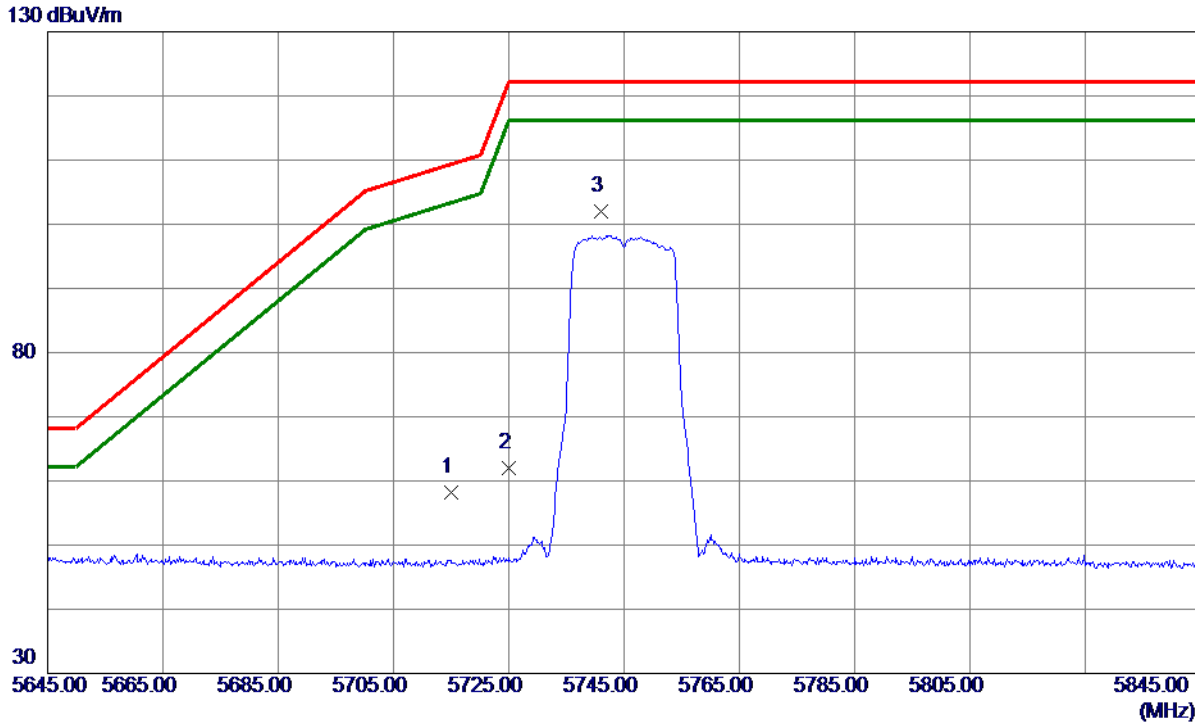
No.	Freq. MHz	Reading Level dBuV/m	Correct Factor dB	Measure ment dBuV/m	Limit dBuV/m	Margin dB	Detector	Comment
1	7659.9700	50.22	-2.20	48.02	74.00	-25.98	Peak	
2 *	7660.0000	43.11	-2.20	40.91	54.00	-13.09	AVG	
3	11489.9000	34.72	3.84	38.56	54.00	-15.44	AVG	
4	11507.0000	45.58	3.83	49.41	74.00	-24.59	Peak	

REMARKS:

- (1) Measurement Value = Reading Level + Correct Factor.
- (2) Margin Level = Measurement Value - Limit Value.

Orthogonal Axis	X
Test Mode	UNII-3_TX AC (VHT20) Mode 5745 MHz

Horizontal



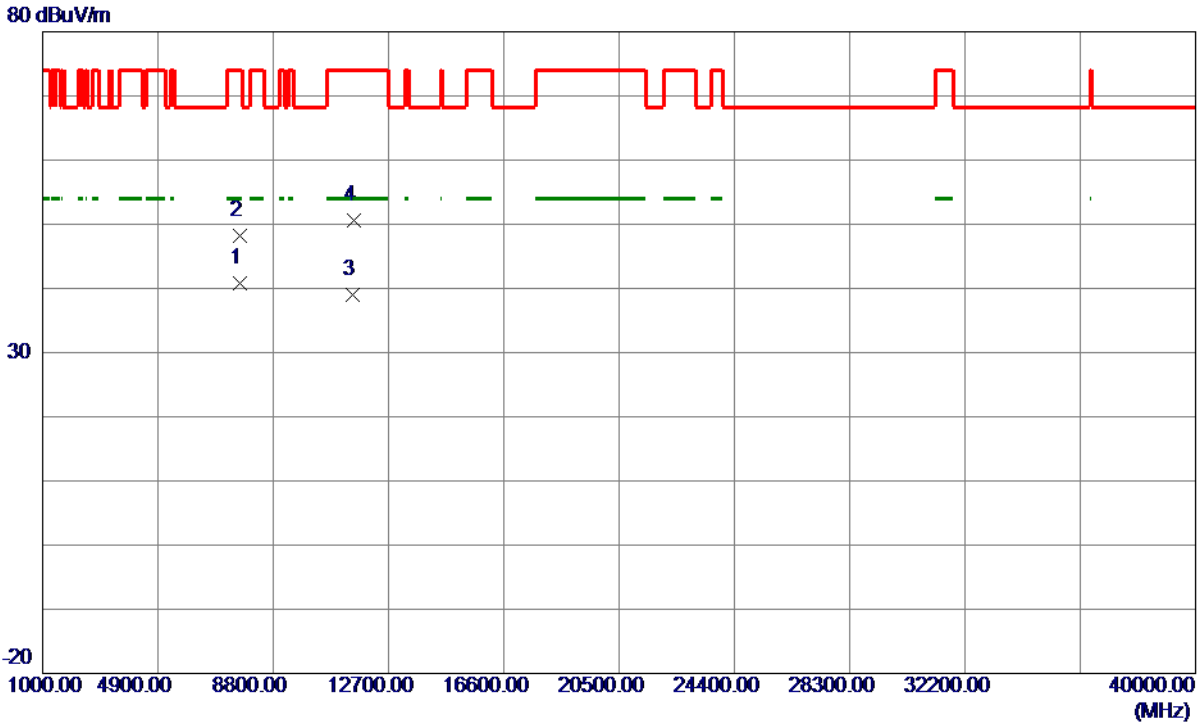
No.	Freq. MHz	Reading Level dBuV/m	Correct Factor dB	Measure ment dBuV/m	Limit dBuV/m	Margin dB	Detector	Comment
1	5715.0000	18.14	40.02	58.16	109.40	-51.24	Peak	
2	5725.0000	21.88	40.05	61.93	122.20	-60.27	Peak	
3 *	5740.9000	61.87	40.08	101.95	122.20	-20.25	Peak	

REMARKS:

- (1) Measurement Value = Reading Level + Correct Factor.
- (2) Margin Level = Measurement Value - Limit Value.

Orthogonal Axis	X
Test Mode	UNII-3_TX AC (VHT20) Mode 5745 MHz

Horizontal



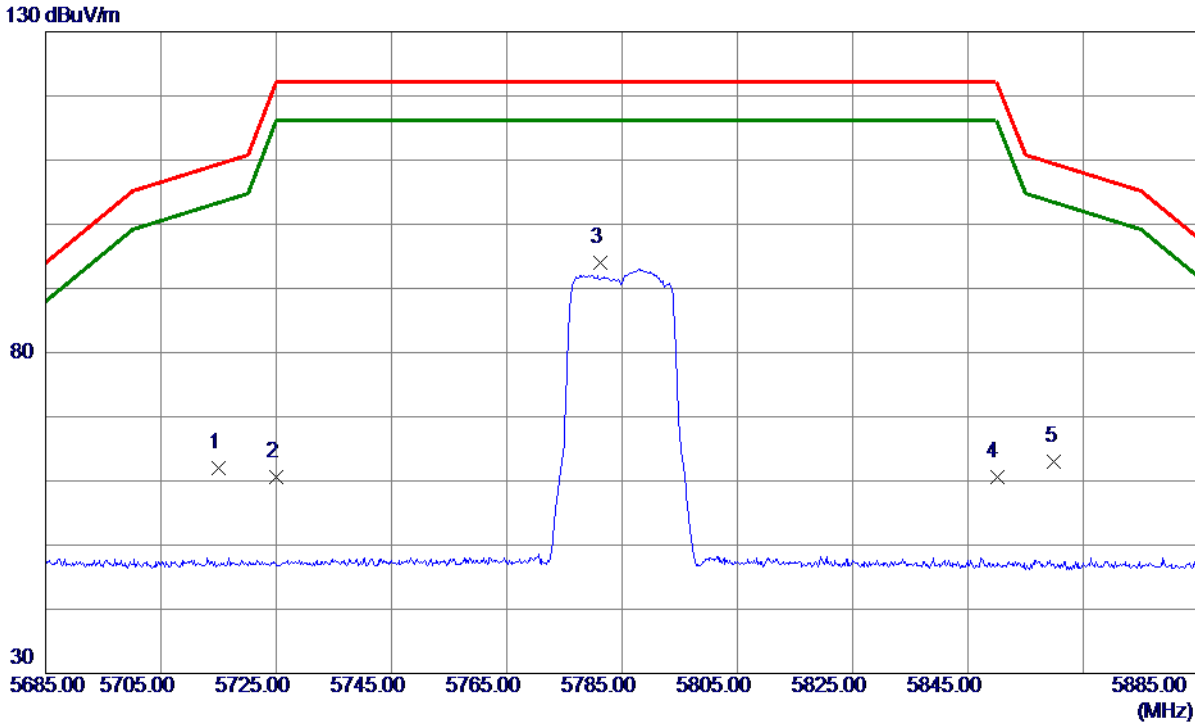
No.	Freq. MHz	Reading Level dBuV/m	Correct Factor dB	Measure ment dBuV/m	Limit dBuV/m	Margin dB	Detector	Comment
1 *	7659.9700	42.93	-2.20	40.73	54.00	-13.27	AVG	
2	7660.1050	50.38	-2.20	48.18	74.00	-25.82	Peak	
3	11490.4000	35.08	3.84	38.92	54.00	-15.08	AVG	
4	11515.5000	46.86	3.82	50.68	74.00	-23.32	Peak	

REMARKS:

- (1) Measurement Value = Reading Level + Correct Factor.
- (2) Margin Level = Measurement Value - Limit Value.

Orthogonal Axis	X
Test Mode	UNII-3_TX AC (VHT20) Mode 5785 MHz

Vertical



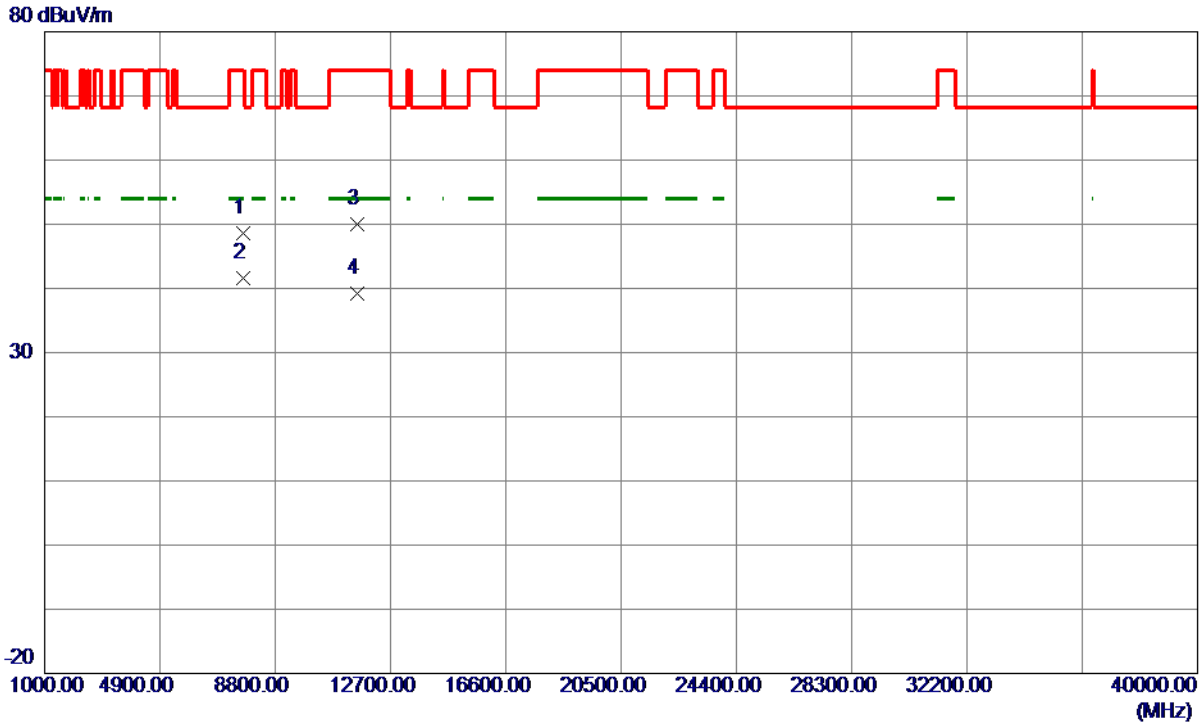
No.	Freq. MHz	Reading Level dBuV/m	Correct Factor dB	Measure ment dBuV/m	Limit dBuV/m	Margin dB	Detector	Comment
1	5715.0000	21.96	40.02	61.98	109.40	-47.42	Peak	
2	5725.0000	20.53	40.05	60.58	122.20	-61.62	Peak	
3 *	5781.3000	53.89	40.18	94.07	122.20	-28.13	Peak	
4	5850.0000	20.21	40.34	60.55	122.20	-61.65	Peak	
5	5860.0000	22.66	40.37	63.03	109.40	-46.37	Peak	

REMARKS:

- (1) Measurement Value = Reading Level + Correct Factor.
- (2) Margin Level = Measurement Value - Limit Value.

Orthogonal Axis	X
Test Mode	UNII-3_TX AC (VHT20) Mode 5785 MHz

Vertical



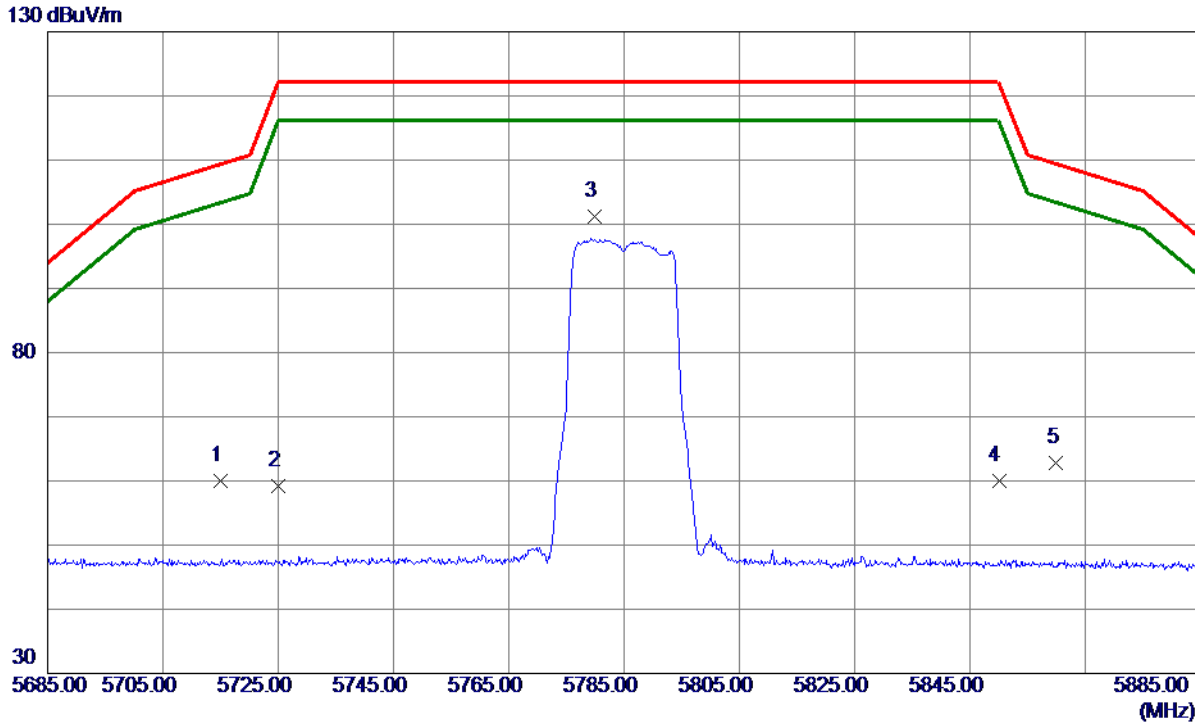
No.	Freq. MHz	Reading Level dBuV/m	Correct Factor dB	Measure ment dBuV/m	Limit dBuV/m	Margin dB	Detector	Comment
1	7713.1050	50.64	-2.13	48.51	74.00	-25.49	Peak	
2 *	7713.4100	43.64	-2.13	41.51	54.00	-12.49	AVG	
3	11564.8000	46.12	3.79	49.91	74.00	-24.09	Peak	
4	11570.0000	35.40	3.79	39.19	54.00	-14.81	AVG	

REMARKS:

- (1) Measurement Value = Reading Level + Correct Factor.
- (2) Margin Level = Measurement Value - Limit Value.

Orthogonal Axis	X
Test Mode	UNII-3_TX AC (VHT20) Mode 5785 MHz

Horizontal



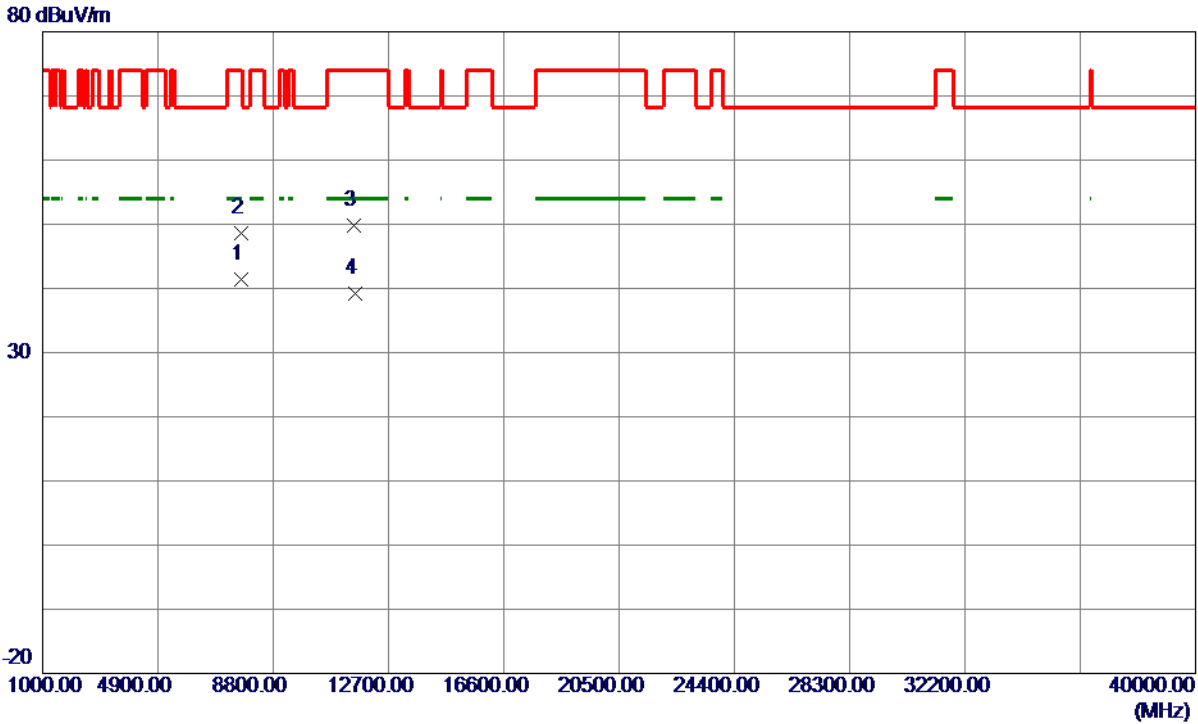
No.	Freq. MHz	Reading Level dBuV/m	Correct Factor dB	Measurement dBuV/m	Limit dBuV/m	Margin dB	Detector	Comment
1	5715.0000	19.99	40.02	60.01	109.40	-49.39	Peak	
2	5725.0000	19.06	40.05	59.11	122.20	-63.09	Peak	
3 *	5779.9000	60.95	40.18	101.13	122.20	-21.07	Peak	
4	5850.0000	19.63	40.34	59.97	122.20	-62.23	Peak	
5	5860.0000	22.47	40.37	62.84	109.40	-46.56	Peak	

REMARKS:

- (1) Measurement Value = Reading Level + Correct Factor.
- (2) Margin Level = Measurement Value - Limit Value.

Orthogonal Axis	X
Test Mode	UNII-3_TX AC (VHT20) Mode 5785 MHz

Horizontal



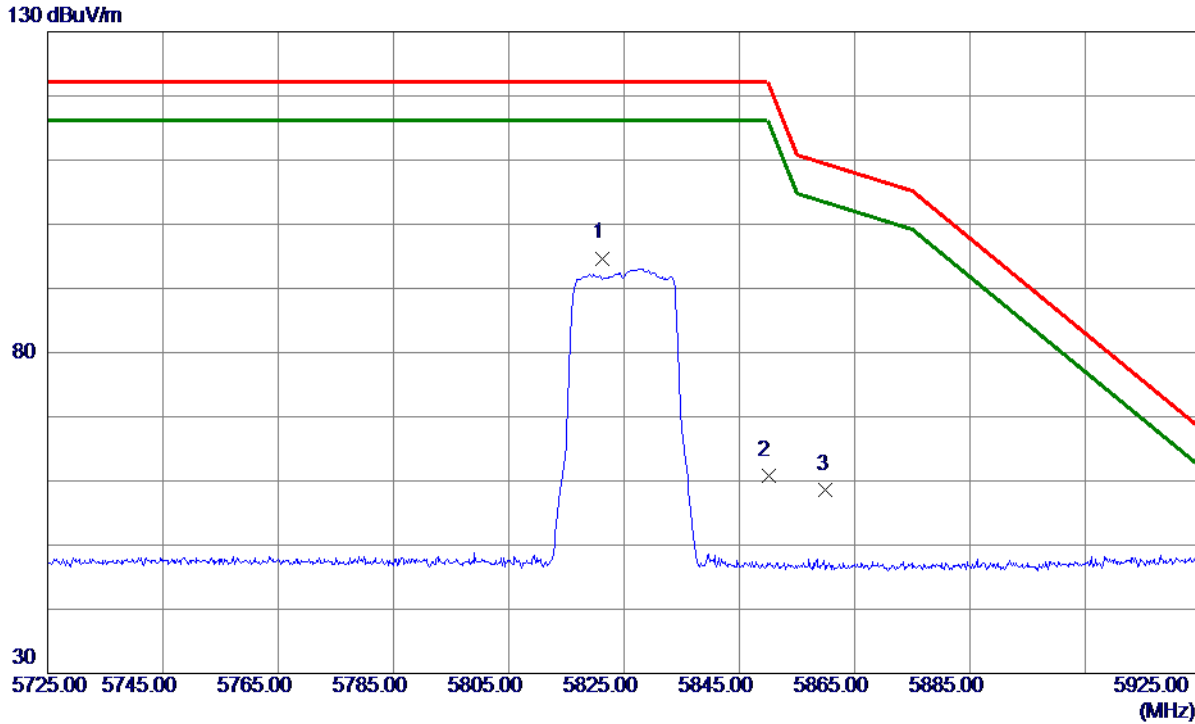
No.	Freq. MHz	Reading Level dBuV/m	Correct Factor dB	Measure ment dBuV/m	Limit dBuV/m	Margin dB	Detector	Comment
1 *	7713.2600	43.52	-2.13	41.39	54.00	-12.61	AVG	
2	7713.4650	50.78	-2.13	48.65	74.00	-25.35	Peak	
3	11539.8000	45.91	3.81	49.72	74.00	-24.28	Peak	
4	11570.3000	35.37	3.79	39.16	54.00	-14.84	AVG	

REMARKS:

- (1) Measurement Value = Reading Level + Correct Factor.
- (2) Margin Level = Measurement Value - Limit Value.

Orthogonal Axis	X
Test Mode	UNII-3_TX AC (VHT20) Mode 5825 MHz

Vertical



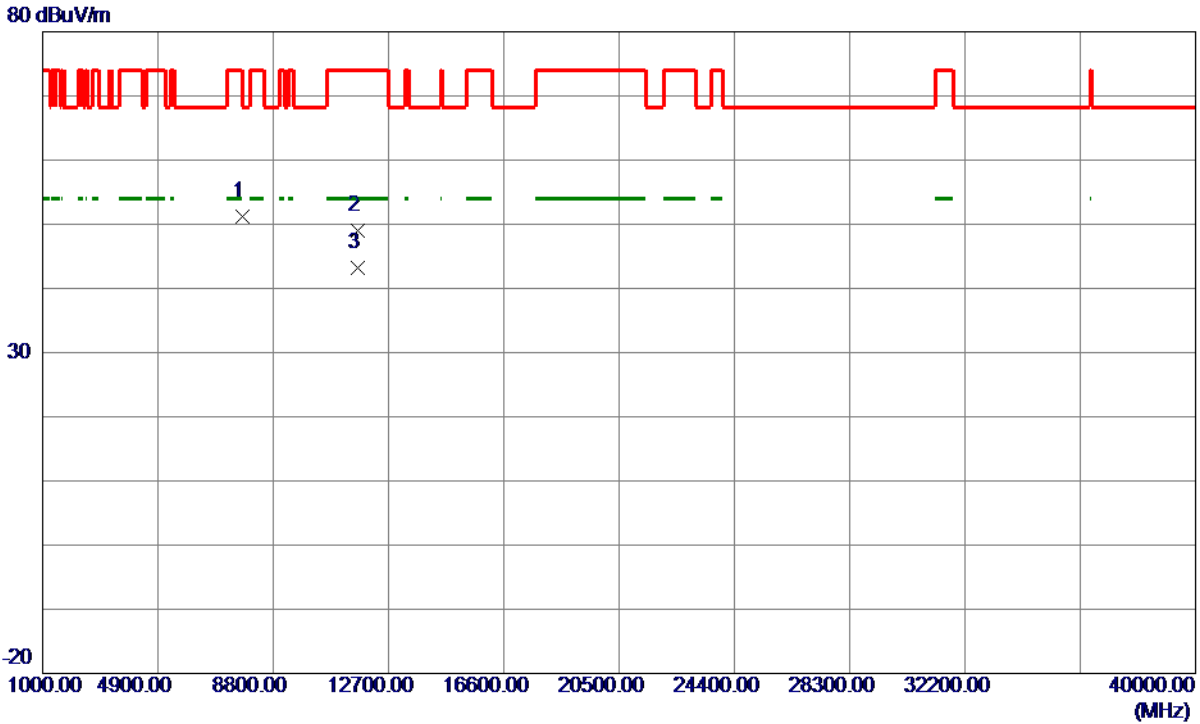
No.	Freq. MHz	Reading Level dBuV/m	Correct Factor dB	Measure ment dBuV/m	Limit dBuV/m	Margin dB	Detector	Comment
1 *	5821.2000	54.43	40.27	94.70	122.20	-27.50	Peak	
2	5850.0000	20.41	40.34	60.75	122.20	-61.45	Peak	
3	5860.0000	18.26	40.37	58.63	109.40	-50.77	Peak	

REMARKS:

- (1) Measurement Value = Reading Level + Correct Factor.
- (2) Margin Level = Measurement Value - Limit Value.

Orthogonal Axis	X
Test Mode	UNII-3_TX AC (VHT20) Mode 5825 MHz

Vertical



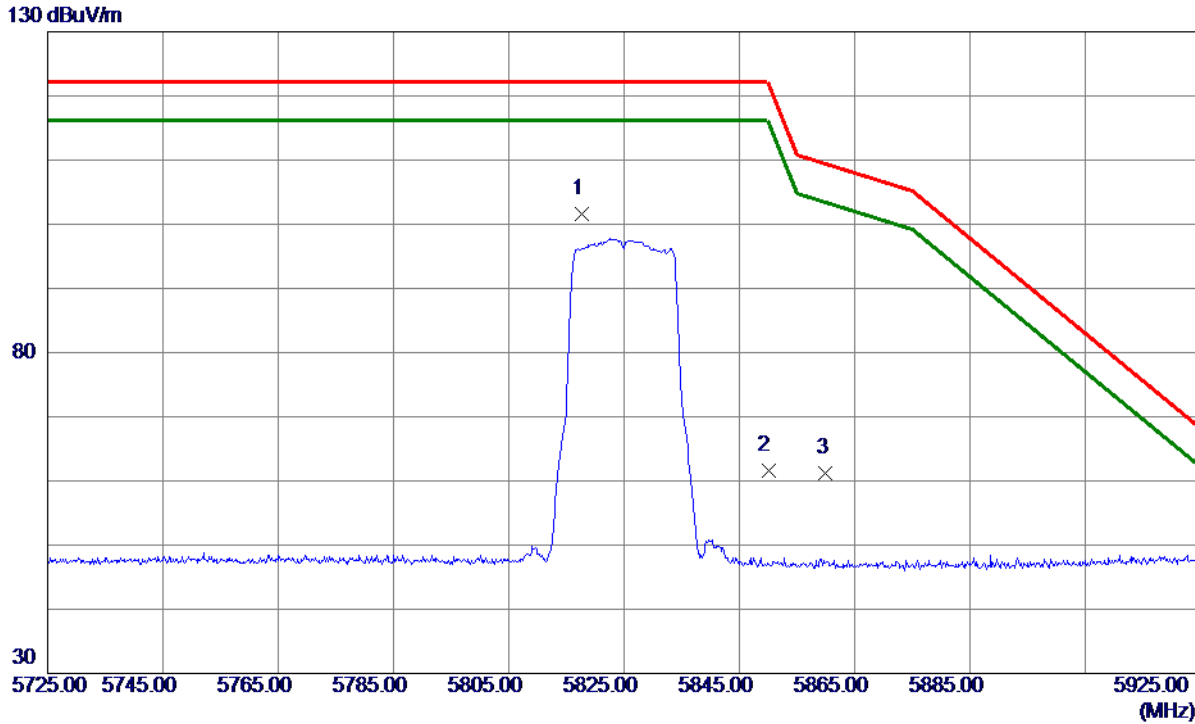
No.	Freq. MHz	Reading Level dBuV/m	Correct Factor dB	Measure ment dBuV/m	Limit dBuV/m	Margin dB	Detector	Comment
1	7766.5050	53.29	-2.06	51.23	68.30	-17.07	Peak	
2	11648.9500	45.33	3.74	49.07	74.00	-24.93	Peak	
3 *	11650.0500	39.37	3.74	43.11	54.00	-10.89	AVG	

REMARKS:

- (1) Measurement Value = Reading Level + Correct Factor.
- (2) Margin Level = Measurement Value - Limit Value.

Orthogonal Axis	X
Test Mode	UNII-3_TX AC (VHT20) Mode 5825 MHz

Horizontal



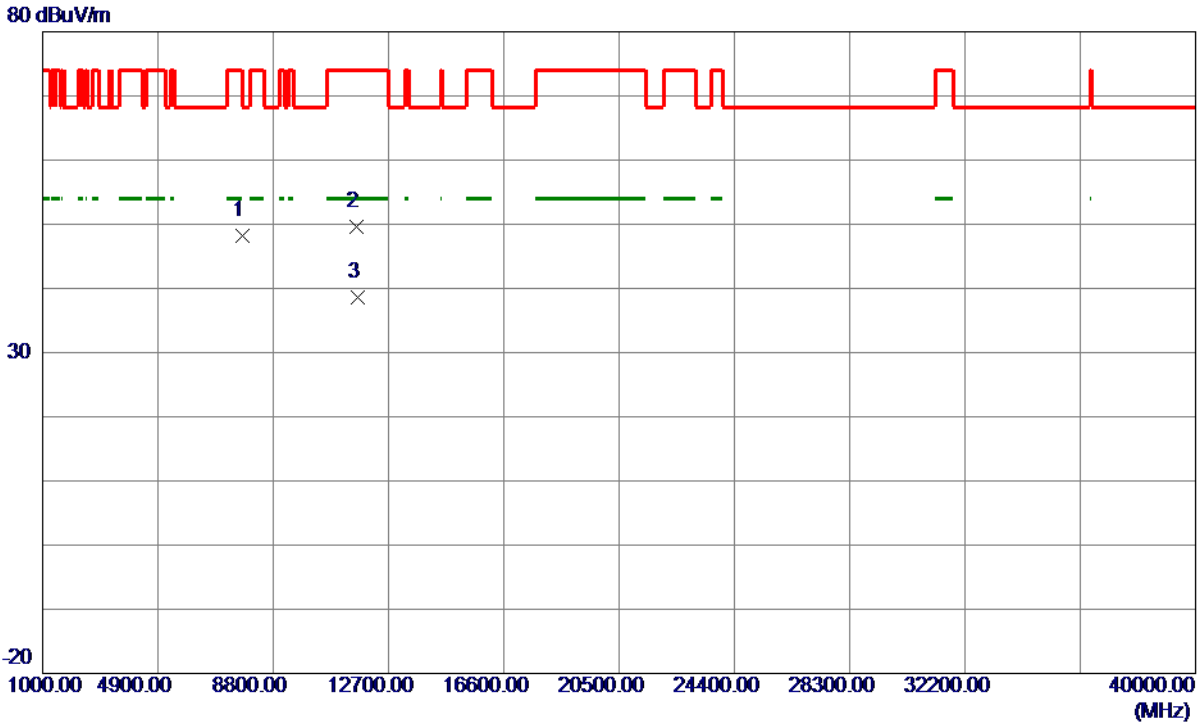
No.	Freq. MHz	Reading Level dBuV/m	Correct Factor dB	Measure ment dBuV/m	Limit dBuV/m	Margin dB	Detector	Comment
1 *	5817.7000	61.30	40.27	101.57	122.20	-20.63	Peak	
2	5850.0000	21.20	40.34	61.54	122.20	-60.66	Peak	
3	5860.0000	20.84	40.37	61.21	109.40	-48.19	Peak	

REMARKS:

- (1) Measurement Value = Reading Level + Correct Factor.
- (2) Margin Level = Measurement Value - Limit Value.

Orthogonal Axis	X
Test Mode	UNII-3_TX AC (VHT20) Mode 5825 MHz

Horizontal



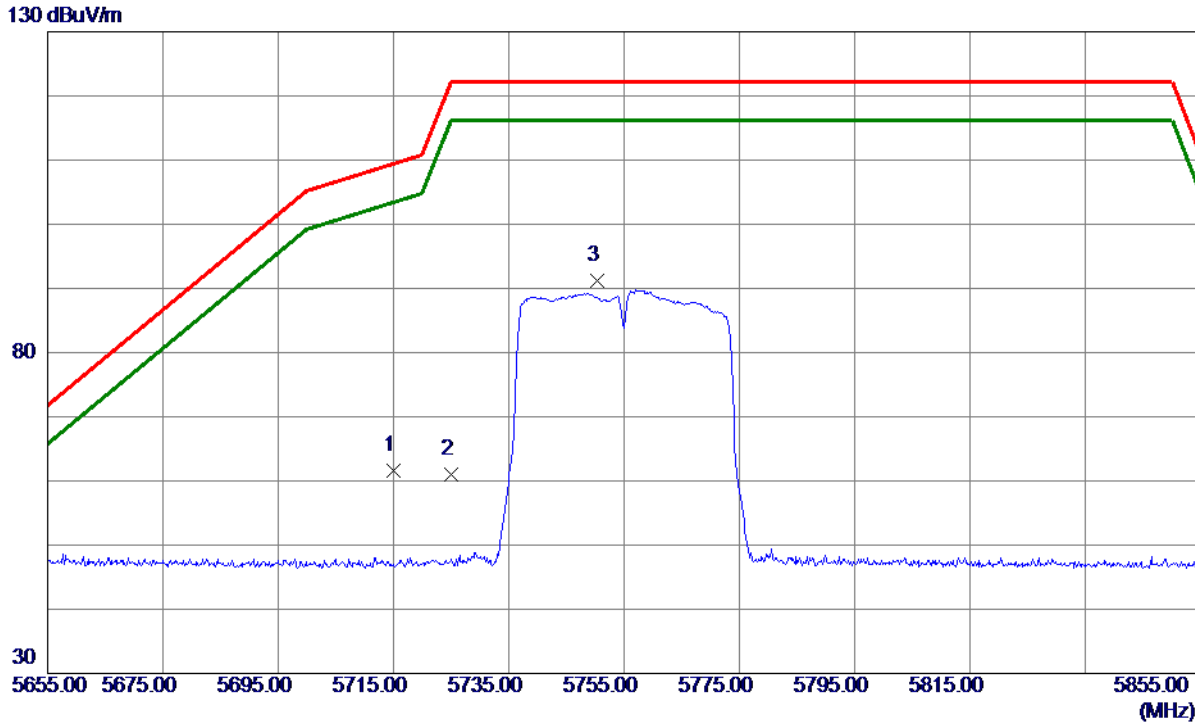
No.	Freq. MHz	Reading Level dBuV/m	Correct Factor dB	Measure ment dBuV/m	Limit dBuV/m	Margin dB	Detector	Comment
1	7766.7250	50.27	-2.06	48.21	68.30	-20.09	Peak	
2	11634.6000	45.83	3.75	49.58	74.00	-24.42	Peak	
3 *	11650.0000	34.90	3.74	38.64	54.00	-15.36	AVG	

REMARKS:

- (1) Measurement Value = Reading Level + Correct Factor.
- (2) Margin Level = Measurement Value - Limit Value.

Orthogonal Axis	X
Test Mode	UNII-3_TX AC (VHT40) Mode 5755 MHz

Vertical



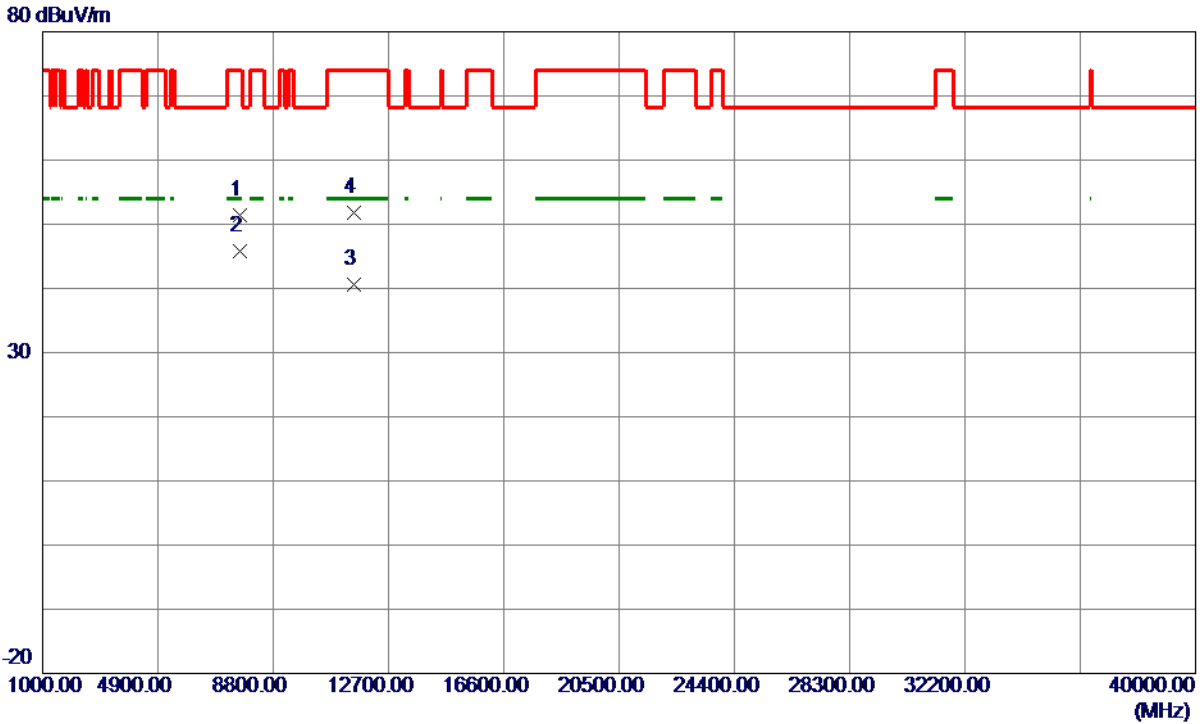
No.	Freq. MHz	Reading Level dBuV/m	Correct Factor dB	Measure ment dBuV/m	Limit dBuV/m	Margin dB	Detector	Comment
1	5715.0000	21.50	40.02	61.52	109.40	-47.88	Peak	
2	5725.0000	21.04	40.05	61.09	122.20	-61.11	Peak	
3 *	5750.4000	51.08	40.11	91.19	122.20	-31.01	Peak	

REMARKS:

- (1) Measurement Value = Reading Level + Correct Factor.
- (2) Margin Level = Measurement Value - Limit Value.

Orthogonal Axis	X
Test Mode	UNII-3_TX AC (VHT40) Mode 5755 MHz

Vertical



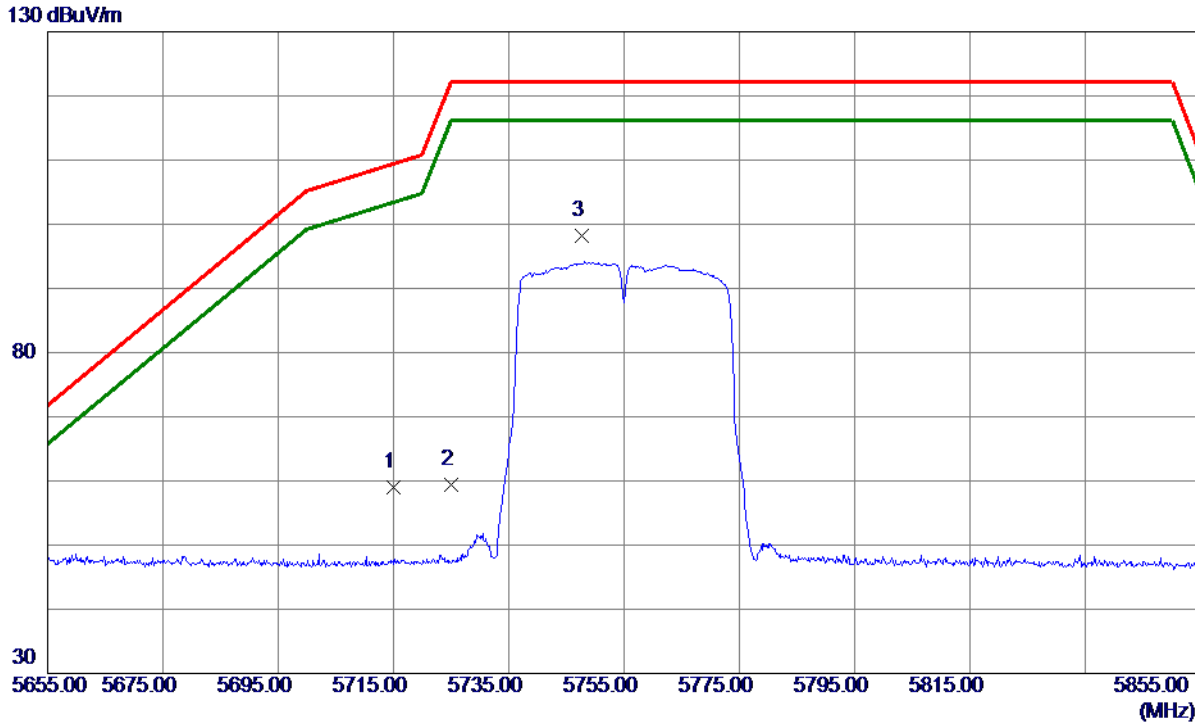
No.	Freq. MHz	Reading Level dBuV/m	Correct Factor dB	Measure ment dBuV/m	Limit dBuV/m	Margin dB	Detector	Comment
1	7673.2300	53.61	-2.18	51.43	74.00	-22.57	Peak	
2 *	7673.3250	47.90	-2.18	45.72	54.00	-8.28	AVG	
3	11509.8000	36.69	3.82	40.51	54.00	-13.49	AVG	
4	11524.9000	47.95	3.81	51.76	74.00	-22.24	Peak	

REMARKS:

- (1) Measurement Value = Reading Level + Correct Factor.
- (2) Margin Level = Measurement Value - Limit Value.

Orthogonal Axis	X
Test Mode	UNII-3_TX AC (VHT40) Mode 5755 MHz

Horizontal



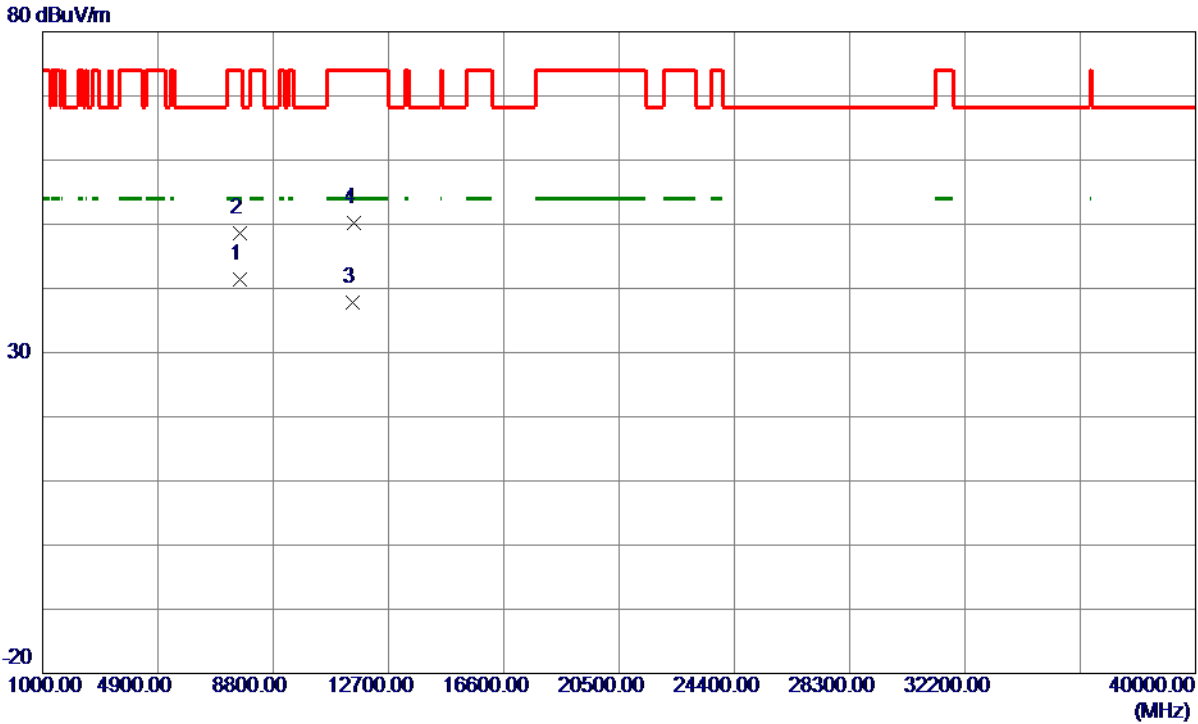
No.	Freq. MHz	Reading Level dBuV/m	Correct Factor dB	Measure ment dBuV/m	Limit dBuV/m	Margin dB	Detector	Comment
1	5715.0000	19.01	40.02	59.03	109.40	-50.37	Peak	
2	5725.0000	19.42	40.05	59.47	122.20	-62.73	Peak	
3 *	5747.7000	58.05	40.10	98.15	122.20	-24.05	Peak	

REMARKS:

- (1) Measurement Value = Reading Level + Correct Factor.
- (2) Margin Level = Measurement Value - Limit Value.

Orthogonal Axis	X
Test Mode	UNII-3_TX AC (VHT40) Mode 5755 MHz

Horizontal



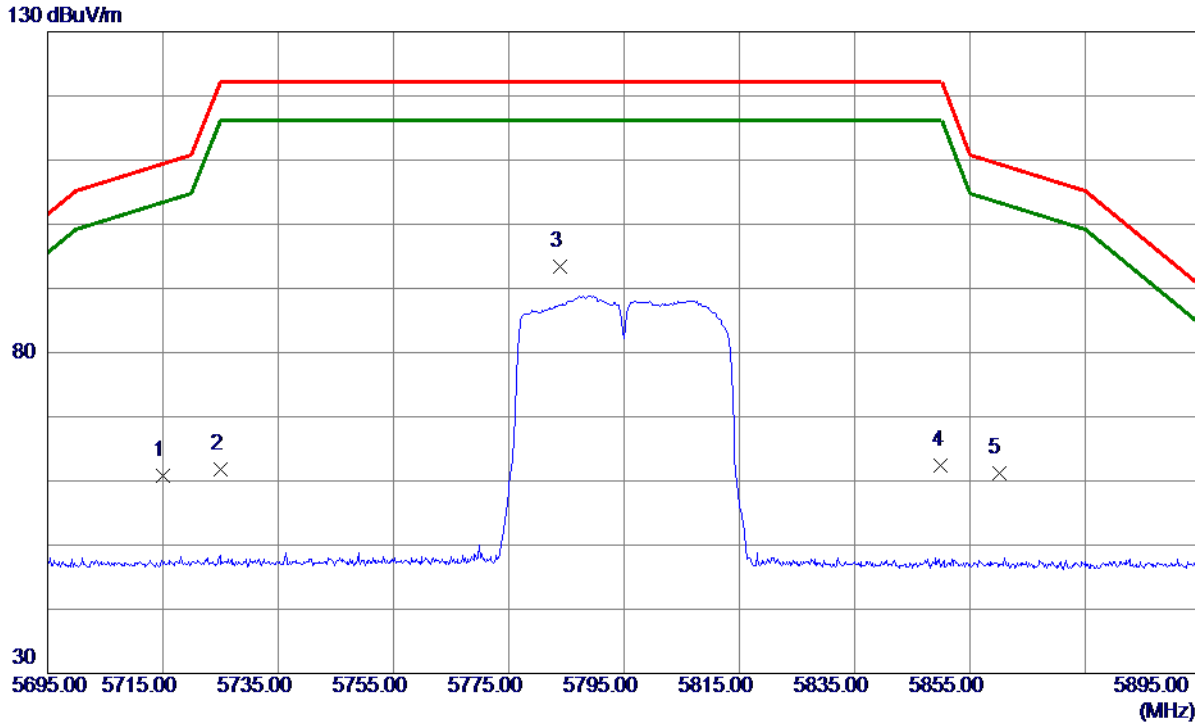
No.	Freq. MHz	Reading Level dBuV/m	Correct Factor dB	Measure ment dBuV/m	Limit dBuV/m	Margin dB	Detector	Comment
1 *	7673.3900	43.49	-2.18	41.31	54.00	-12.69	AVG	
2	7673.7800	50.80	-2.18	48.62	74.00	-25.38	Peak	
3	11508.0400	34.02	3.82	37.84	54.00	-16.16	AVG	
4	11511.0599	46.29	3.82	50.11	74.00	-23.89	Peak	

REMARKS:

- (1) Measurement Value = Reading Level + Correct Factor.
- (2) Margin Level = Measurement Value - Limit Value.

Orthogonal Axis	X
Test Mode	UNII-3_TX AC (VHT40) Mode 5795 MHz

Vertical



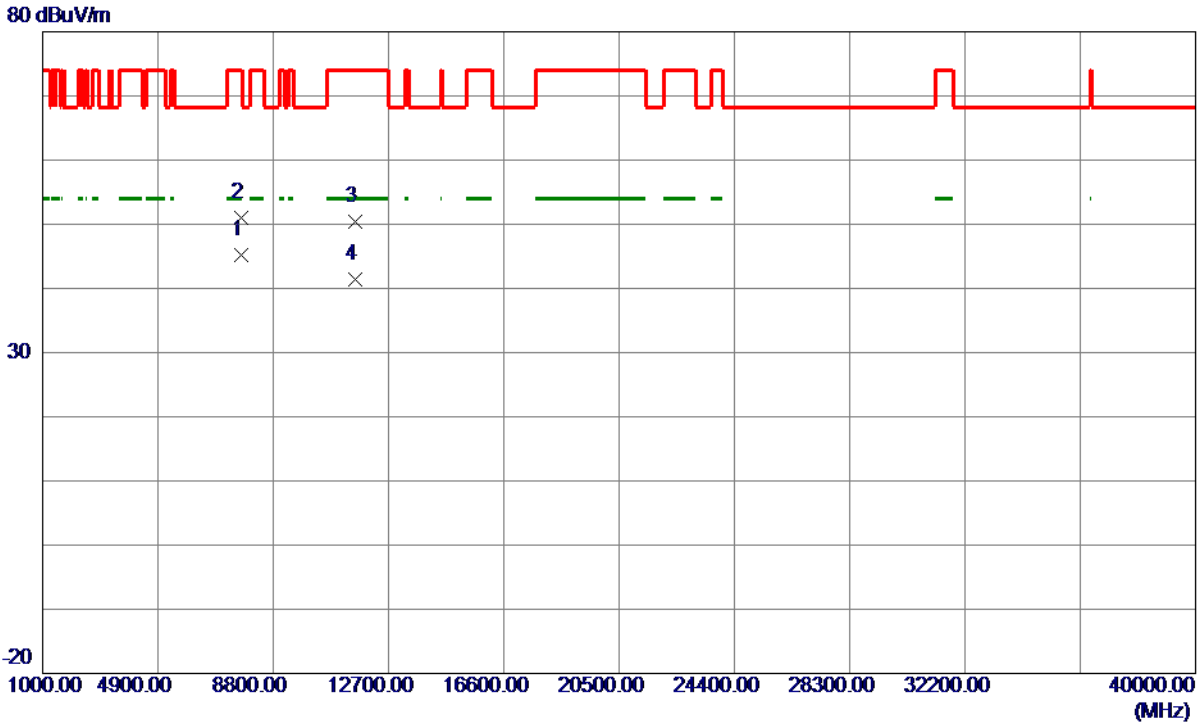
No.	Freq. MHz	Reading Level dBuV/m	Correct Factor dB	Measure ment dBuV/m	Limit dBuV/m	Margin dB	Detector	Comment
1	5715.0000	20.72	40.02	60.74	109.40	-48.66	Peak	
2	5725.0000	21.81	40.05	61.86	122.20	-60.34	Peak	
3 *	5783.9000	53.24	40.19	93.43	122.20	-28.77	Peak	
4	5850.0000	22.12	40.34	62.46	122.20	-59.74	Peak	
5	5860.0000	20.77	40.37	61.14	109.40	-48.26	Peak	

REMARKS:

- (1) Measurement Value = Reading Level + Correct Factor.
- (2) Margin Level = Measurement Value - Limit Value.

Orthogonal Axis	X
Test Mode	UNII-3_TX AC (VHT40) Mode 5795 MHz

Vertical



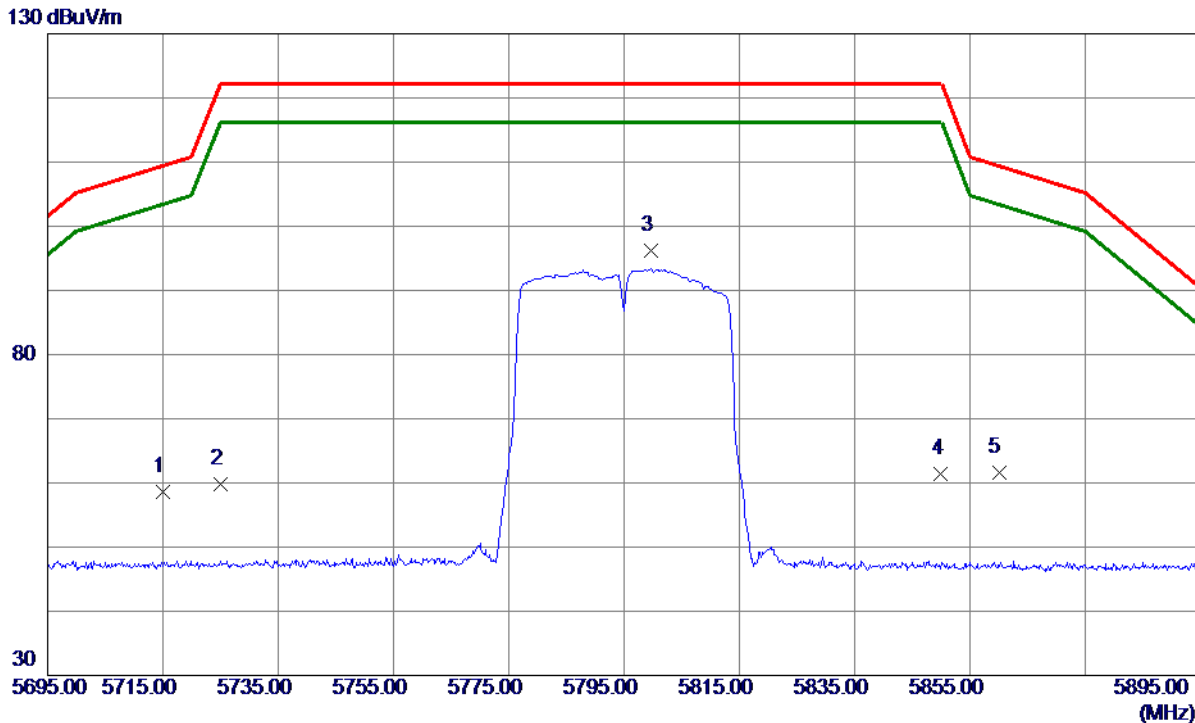
No.	Freq. MHz	Reading Level dBuV/m	Correct Factor dB	Measure ment dBuV/m	Limit dBuV/m	Margin dB	Detector	Comment
1 *	7726.6100	47.35	-2.11	45.24	54.00	-8.76	AVG	
2	7727.4650	53.18	-2.11	51.07	74.00	-22.93	Peak	
3	11566.8000	46.65	3.79	50.44	74.00	-23.56	Peak	
4	11590.3000	37.65	3.77	41.42	54.00	-12.58	AVG	

REMARKS:

- (1) Measurement Value = Reading Level + Correct Factor.
- (2) Margin Level = Measurement Value - Limit Value.

Orthogonal Axis	X
Test Mode	UNII-3_TX AC (VHT40) Mode 5795 MHz

Horizontal



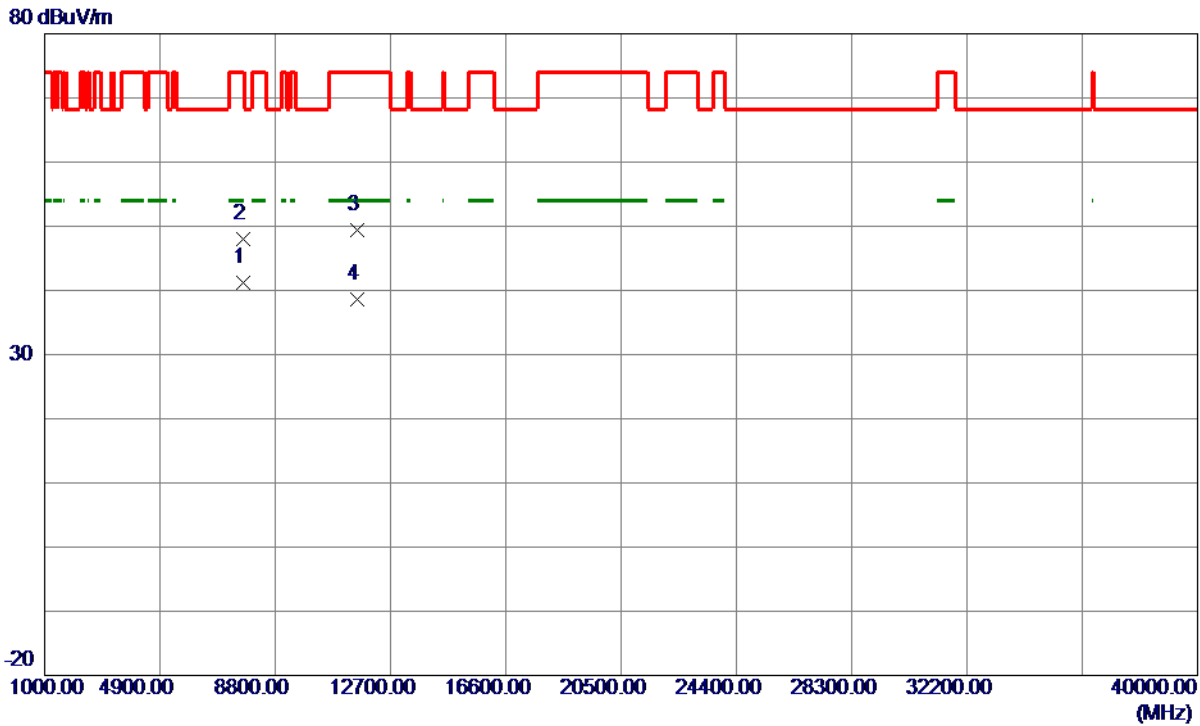
No.	Freq. MHz	Reading Level dBuV/m	Correct Factor dB	Measure ment dBuV/m	Limit dBuV/m	Margin dB	Detector	Comment
1	5715.0000	18.67	40.02	58.69	109.40	-50.71	Peak	
2	5725.0000	19.73	40.05	59.78	122.20	-62.42	Peak	
3 *	5799.6000	55.92	40.22	96.14	122.20	-26.06	Peak	
4	5850.0000	21.10	40.34	61.44	122.20	-60.76	Peak	
5	5860.0000	21.17	40.37	61.54	109.40	-47.86	Peak	

REMARKS:

- (1) Measurement Value = Reading Level + Correct Factor.
- (2) Margin Level = Measurement Value - Limit Value.

Orthogonal Axis	X
Test Mode	UNII-3_TX AC (VHT40) Mode 5795 MHz

Horizontal



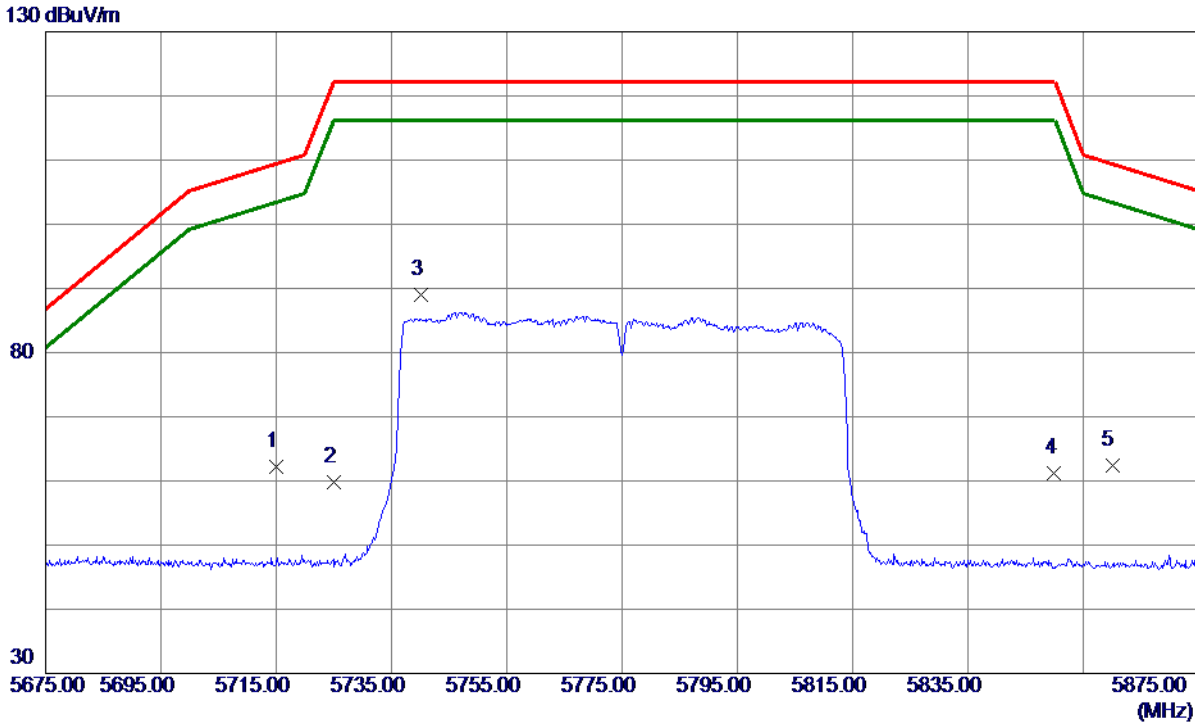
No.	Freq. MHz	Reading Level dBuV/m	Correct Factor dB	Measure ment dBuV/m	Limit dBuV/m	Margin dB	Detector	Comment
1 *	7726.6750	43.35	-2.11	41.24	54.00	-12.76	AVG	
2	7726.6950	50.13	-2.11	48.02	74.00	-25.98	Peak	
3	11574.5000	45.57	3.78	49.35	74.00	-24.65	Peak	
4	11590.0000	34.78	3.77	38.55	54.00	-15.45	AVG	

REMARKS:

- (1) Measurement Value = Reading Level + Correct Factor.
- (2) Margin Level = Measurement Value - Limit Value.

Orthogonal Axis	X
Test Mode	UNII-3_TX AC (VHT80) Mode 5775 MHz

Vertical



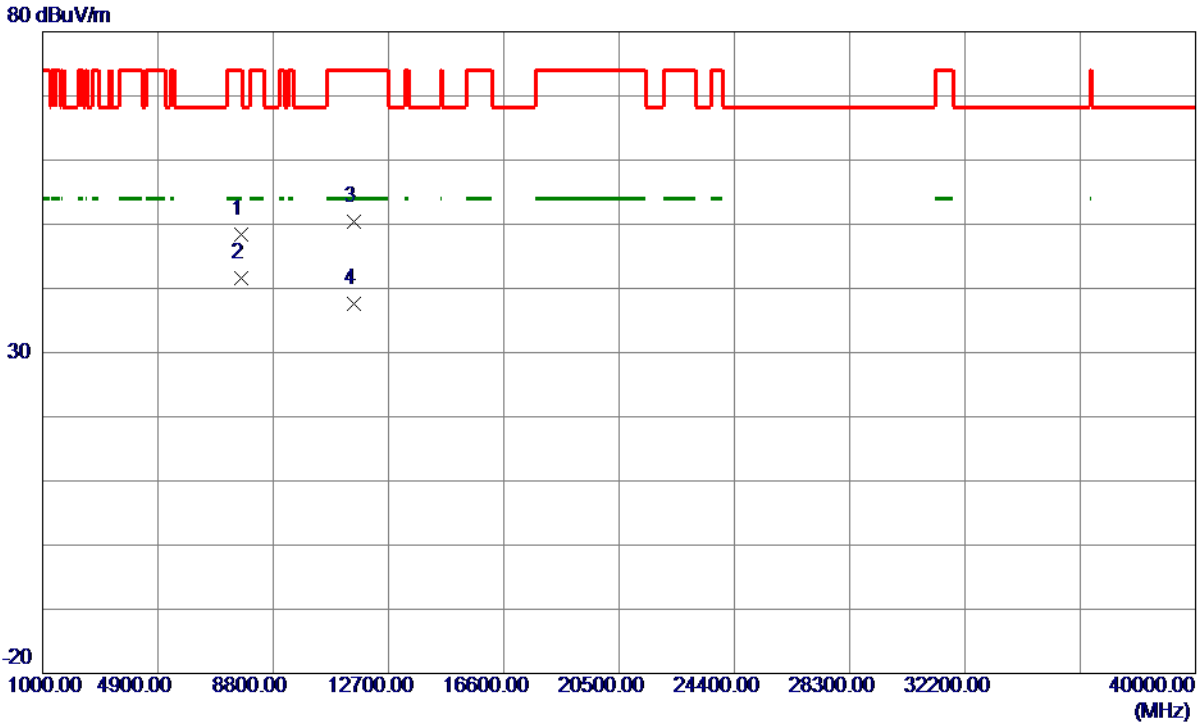
No.	Freq. MHz	Reading Level dBuV/m	Correct Factor dB	Measure ment dBuV/m	Limit dBuV/m	Margin dB	Detector	Comment
1	5715.0000	22.23	40.02	62.25	109.40	-47.15	Peak	
2	5725.0000	19.68	40.05	59.73	122.20	-62.47	Peak	
3 *	5740.1000	49.02	40.08	89.10	122.20	-33.10	Peak	
4	5850.0000	20.86	40.34	61.20	122.20	-61.00	Peak	
5	5860.0000	22.04	40.37	62.41	109.40	-46.99	Peak	

REMARKS:

- (1) Measurement Value = Reading Level + Correct Factor.
- (2) Margin Level = Measurement Value - Limit Value.

Orthogonal Axis	X
Test Mode	UNII-3_TX AC (VHT80) Mode 5775 MHz

Vertical



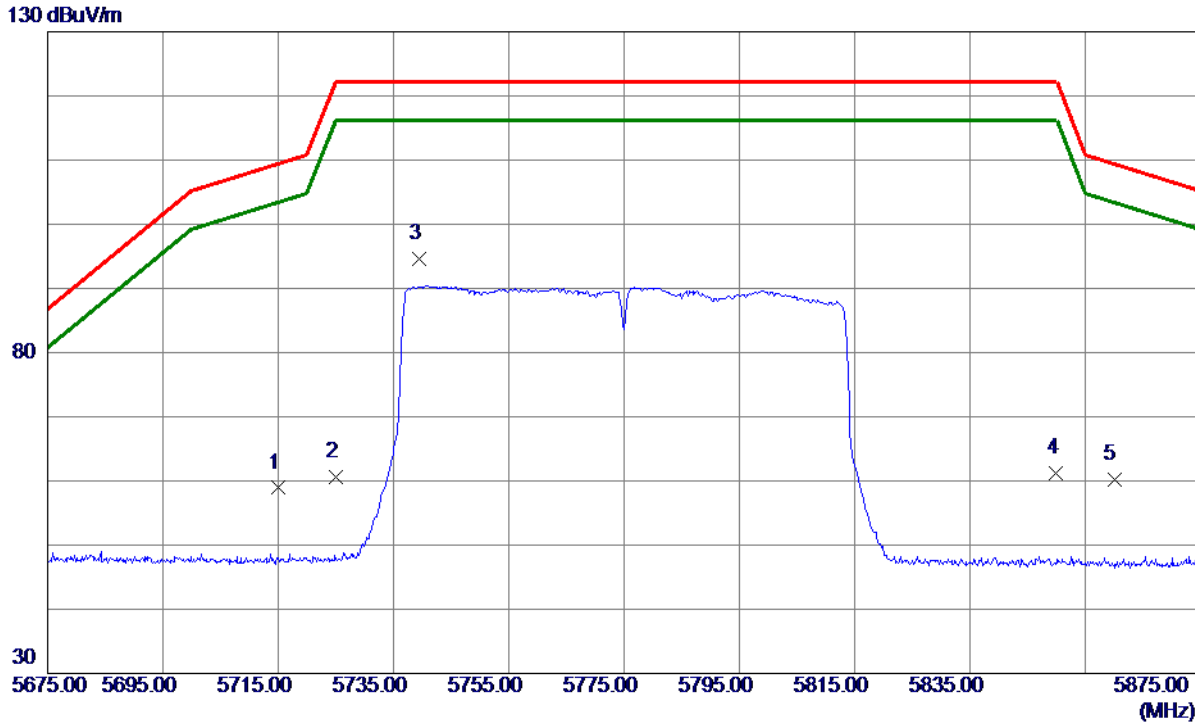
No.	Freq. MHz	Reading Level dBuV/m	Correct Factor dB	Measure ment dBuV/m	Limit dBuV/m	Margin dB	Detector	Comment
1	7699.9450	50.60	-2.15	48.45	74.00	-25.55	Peak	
2 *	7700.0000	43.70	-2.15	41.55	54.00	-12.45	AVG	
3	11513.2000	46.65	3.82	50.47	74.00	-23.53	Peak	
4	11550.0000	33.84	3.80	37.64	54.00	-16.36	AVG	

REMARKS:

- (1) Measurement Value = Reading Level + Correct Factor.
- (2) Margin Level = Measurement Value - Limit Value.

Orthogonal Axis	X
Test Mode	UNII-3_TX AC (VHT80) Mode 5775 MHz

Horizontal



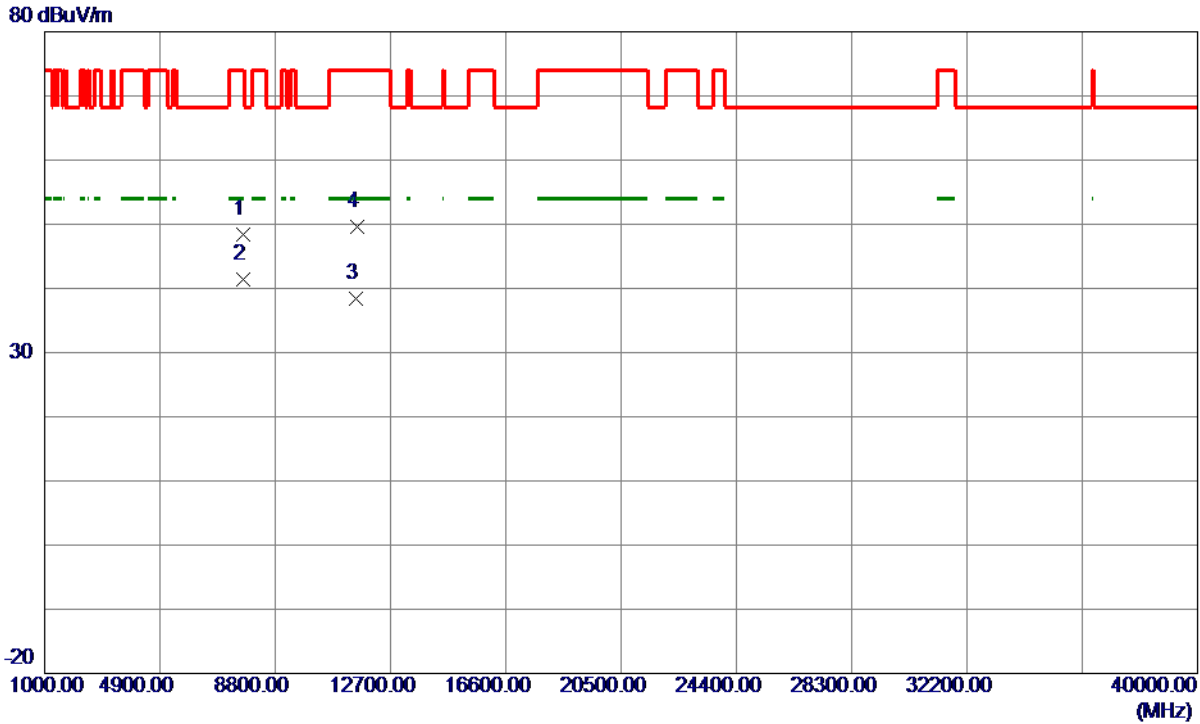
No.	Freq. MHz	Reading Level dBuV/m	Correct Factor dB	Measure ment dBuV/m	Limit dBuV/m	Margin dB	Detector	Comment
1	5715.0000	18.88	40.02	58.90	109.40	-50.50	Peak	
2	5725.0000	20.48	40.05	60.53	122.20	-61.67	Peak	
3 *	5739.5000	54.52	40.08	94.60	122.20	-27.60	Peak	
4	5850.0000	20.79	40.34	61.13	122.20	-61.07	Peak	
5	5860.0000	19.76	40.37	60.13	109.40	-49.27	Peak	

REMARKS:

- (1) Measurement Value = Reading Level + Correct Factor.
- (2) Margin Level = Measurement Value - Limit Value.

Orthogonal Axis	X
Test Mode	UNII-3_TX AC (VHT80) Mode 5775 MHz

Horizontal



No.	Freq. MHz	Reading Level dBuV/m	Correct Factor dB	Measure ment dBuV/m	Limit dBuV/m	Margin dB	Detector	Comment
1	7699.8050	50.49	-2.15	48.34	74.00	-25.66	Peak	
2 *	7700.0000	43.62	-2.15	41.47	54.00	-12.53	AVG	
3	11528.3000	34.55	3.81	38.36	54.00	-15.64	AVG	
4	11578.9000	45.82	3.78	49.60	74.00	-24.40	Peak	

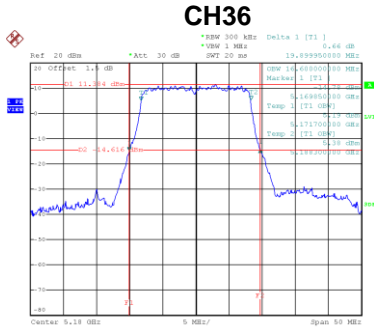
REMARKS:

- (1) Measurement Value = Reading Level + Correct Factor.
- (2) Margin Level = Measurement Value - Limit Value.

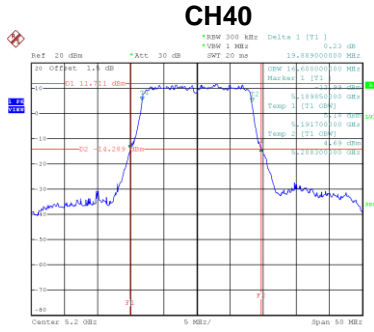
APPENDIX E - BANDWIDTH

Test Mode	UNII-1_TX A Mode
-----------	------------------

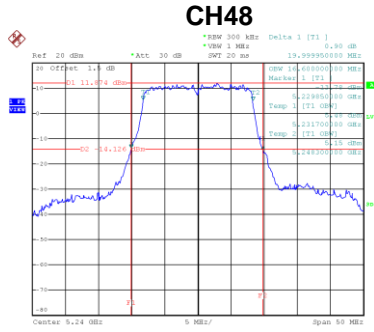
Channel	Frequency (MHz)	26 dB Bandwidth (MHz)	99% Emission Bandwidth (MHz)	Result
36	5180	19.90	16.60	Complies
40	5200	19.89	16.60	Complies
48	5240	20.00	16.60	Complies



Date: 12.OCT.2019 16:03:59



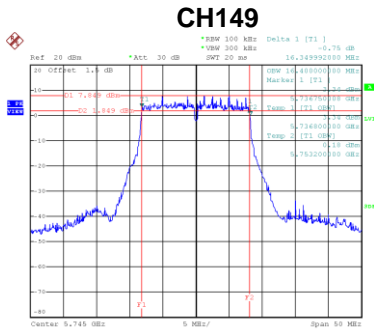
Date: 12.OCT.2019 16:04:56



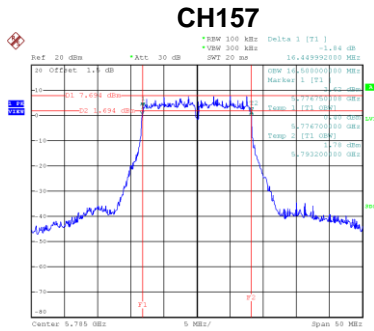
Date: 12.OCT.2019 16:06:00

Test Mode	UNII-3_TX A Mode
-----------	------------------

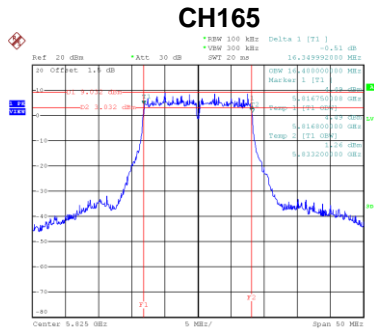
Channel	Frequency (MHz)	6 dB Bandwidth (MHz)	6 dB Bandwidth Min. Limit (kHz)	Result
149	5745	16.35	500	Complies
157	5785	16.45	500	Complies
165	5825	16.35	500	Complies



Date: 12.OCT.2019 16:08:01

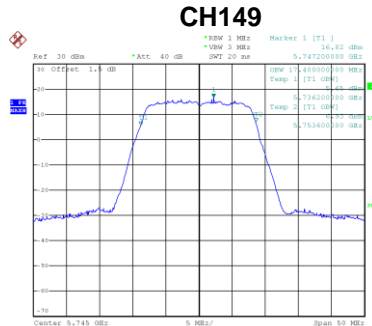


Date: 12.OCT.2019 16:08:59

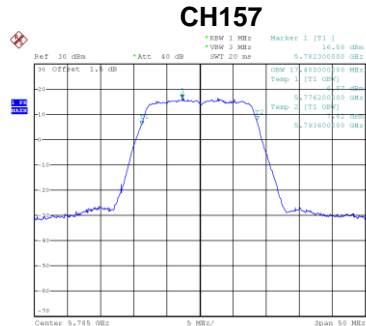


Date: 12.OCT.2019 16:10:10

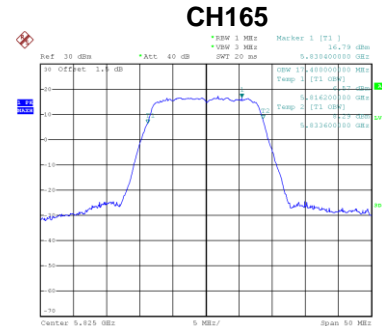
Channel	Frequency (MHz)	99% Emission Bandwidth (MHz)	Result
149	5745	17.40	Complies
157	5785	17.40	Complies
165	5825	17.40	Complies



Date: 12.OCT.2019 16:57:30



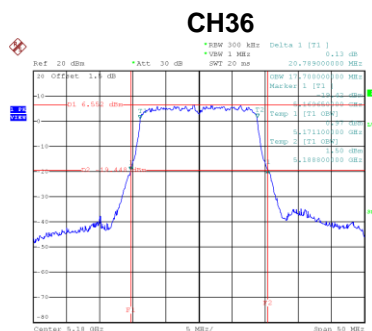
Date: 12.OCT.2019 16:58:20



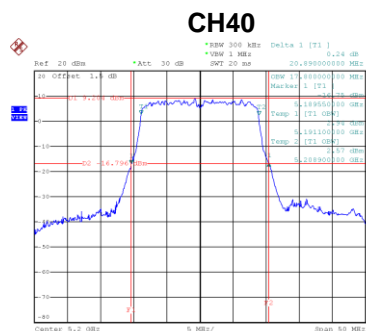
Date: 12.OCT.2019 16:58:55

Test Mode	UNII-1_TX AC (VHT20) Mode
-----------	---------------------------

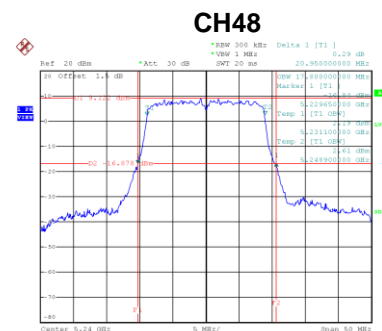
Channel	Frequency (MHz)	26 dB Bandwidth (MHz)	99% Emission Bandwidth (MHz)	Result
36	5180	20.79	17.70	Complies
40	5200	20.89	17.80	Complies
48	5240	20.95	17.80	Complies



Date: 12.OCT.2019 16:11:36



Date: 12.OCT.2019 16:12:43

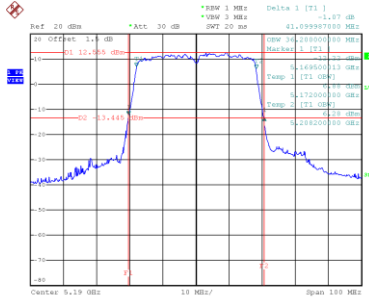


Date: 12.OCT.2019 16:13:41

Test Mode	UNII-1_TX AC (VHT40) Mode
-----------	---------------------------

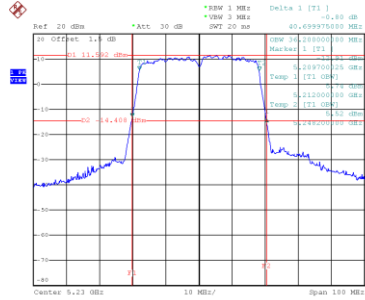
Channel	Frequency (MHz)	26 dB Bandwidth (MHz)	99% Emission Bandwidth (MHz)	Result
38	5190	41.10	36.20	Complies
46	5230	40.70	36.20	Complies

CH38



Date: 12.OCT.2019 16:18:51

CH46

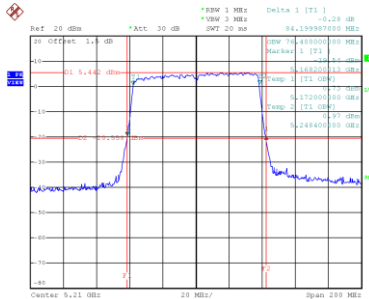


Date: 12.OCT.2019 16:20:24

Test Mode	UNII-1_TX AC (VHT80)
-----------	----------------------

Channel	Frequency (MHz)	26 dB Bandwidth (MHz)	99% Emission Bandwidth (MHz)	Result
42	5210	84.20	76.40	Complies

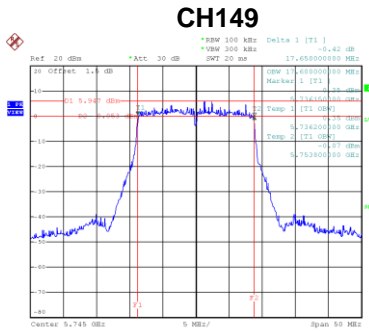
CH42



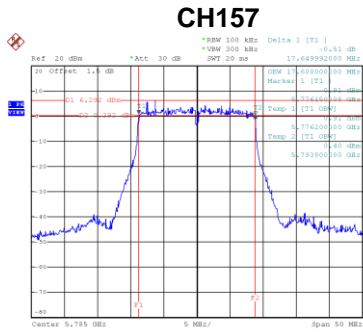
Date: 12.OCT.2019 16:25:23

Test Mode UNII-3_TX AC (VHT20) Mode

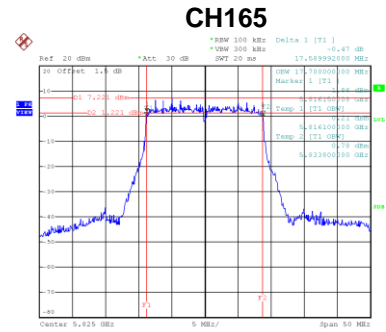
Channel	Frequency (MHz)	6 dB Bandwidth (MHz)	6 dB Bandwidth Min. Limit (kHz)	Result
149	5745	17.65	500	Complies
157	5785	17.65	500	Complies
165	5825	17.59	500	Complies



Date: 12.OCT.2019 16:14:55

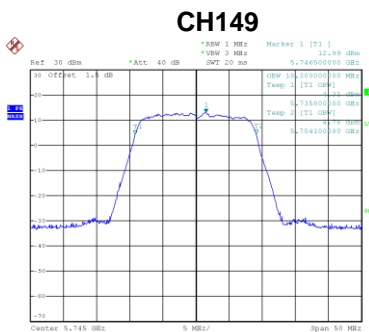


Date: 12.OCT.2019 16:16:09

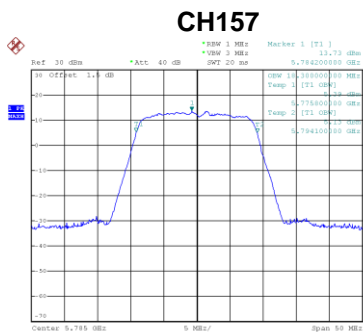


Date: 12.OCT.2019 16:17:15

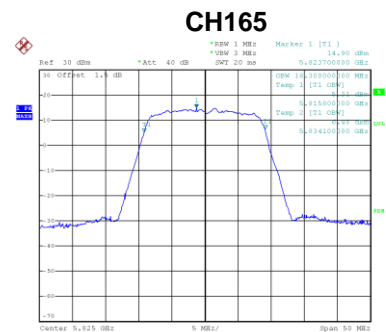
Channel	Frequency (MHz)	99% Emission Bandwidth (MHz)	Result
149	5745	18.30	Complies
157	5785	18.30	Complies
165	5825	18.30	Complies



Date: 12.OCT.2019 17:00:09



Date: 12.OCT.2019 17:00:30

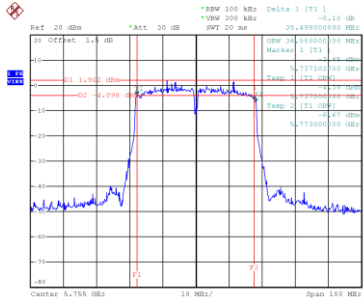


Date: 12.OCT.2019 17:01:13

Test Mode UNII-3_TX AC (VHT40) Mode

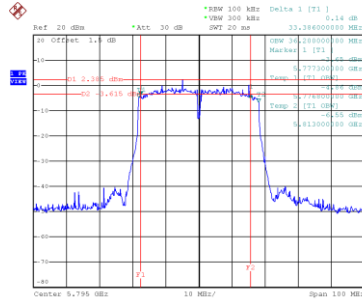
Channel	Frequency (MHz)	6 dB Bandwidth (MHz)	6 dB Bandwidth Min. Limit (kHz)	Result
151	5755	35.50	500	Complies
159	5795	33.39	500	Complies

CH151



Date: 12.OCT.2019 16:22:15

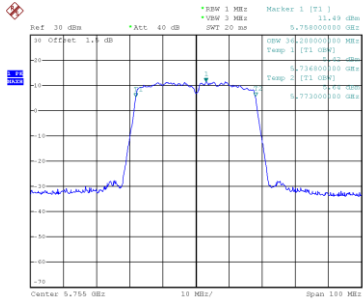
CH159



Date: 12.OCT.2019 16:23:42

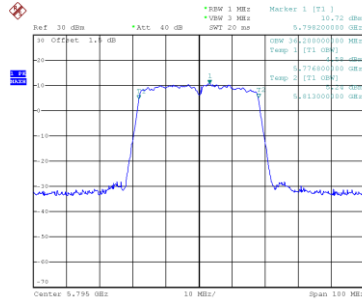
Channel	Frequency (MHz)	99% Emission Bandwidth (MHz)	Result
151	5755	36.20	Complies
159	5795	36.20	Complies

CH151



Date: 12.OCT.2019 17:02:20

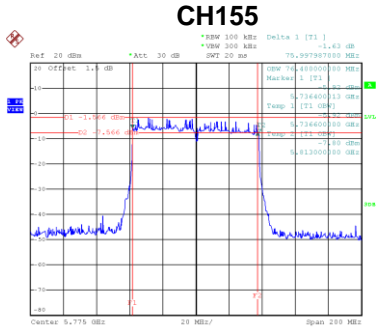
CH159



Date: 12.OCT.2019 17:02:41

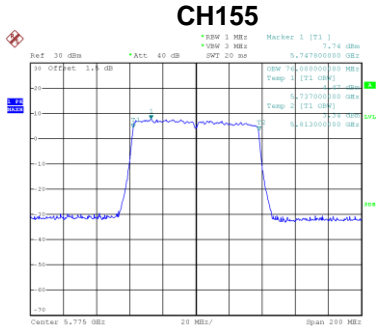
Test Mode	UNII-3_TX AC (VHT80)
-----------	----------------------

Channel	Frequency (MHz)	6 dB Bandwidth (MHz)	6 dB Bandwidth Min. Limit (kHz)	Result
155	5775	76.00	500	Complies



Date: 12.OCT.2019 16:27:02

Channel	Frequency (MHz)	99% Emission Bandwidth (MHz)	Result
155	5775	76.00	Complies



Date: 12.OCT.2019 17:03:23

APPENDIX F - CONDUCTED OUTPUT POWER

Test Mode	UNII-1_TX A Mode_Ant. 1
-----------	-------------------------

Channel	Frequency (MHz)	Conducted Output Power (dBm)	Duty Factor	Conducted Output Power + Duty Factor (dBm)	Max. Limit (dBm)	Max. Limit (W)	Result
36	5180	18.25	0.14	18.39	30	1.00	Complies
40	5200	18.48	0.14	18.62	30	1.00	Complies
48	5240	18.84	0.14	18.98	30	1.00	Complies

Test Mode	UNII-1_TX A Mode_Ant. 2
-----------	-------------------------

Channel	Frequency (MHz)	Conducted Output Power (dBm)	Duty Factor	Conducted Output Power + Duty Factor (dBm)	Max. Limit (dBm)	Max. Limit (W)	Result
36	5180	16.38	0.14	16.52	30	1.00	Complies
40	5200	16.78	0.14	16.92	30	1.00	Complies
48	5240	17.08	0.14	17.22	30	1.00	Complies

Test Mode	UNII-1_TX A Mode_Total
-----------	------------------------

Channel	Frequency (MHz)	Conducted Output Power (dBm)	Max. Limit (dBm)	Max. Limit (W)	Result
36	5180	20.56	30	1.00	Complies
40	5200	20.86	30	1.00	Complies
48	5240	21.20	30	1.00	Complies

Test Mode	UNII-1_TX N (HT20) Mode_Ant. 1
-----------	--------------------------------

Channel	Frequency (MHz)	Conducted Output Power (dBm)	Duty Factor	Conducted Output Power + Duty Factor (dBm)	Max. Limit (dBm)	Max. Limit (W)	Result
36	5180	16.26	0.00	16.26	30	1.00	Complies
40	5200	16.34	0.00	16.34	30	1.00	Complies
48	5240	16.44	0.00	16.44	30	1.00	Complies

Test Mode	UNII-1_TX N (HT20) Mode_Ant. 2
-----------	--------------------------------

Channel	Frequency (MHz)	Conducted Output Power (dBm)	Duty Factor	Conducted Output Power + Duty Factor (dBm)	Max. Limit (dBm)	Max. Limit (W)	Result
36	5180	14.04	0.00	14.04	30	1.00	Complies
40	5200	15.23	0.00	15.23	30	1.00	Complies
48	5240	14.82	0.00	14.82	30	1.00	Complies

Test Mode	UNII-1_TX N (HT20) Mode_Total
-----------	-------------------------------

Channel	Frequency (MHz)	Conducted Output Power (dBm)	Max. Limit (dBm)	Max. Limit (W)	Result
36	5180	18.30	30	1.00	Complies
40	5200	18.83	30	1.00	Complies
48	5240	18.72	30	1.00	Complies

Test Mode	UNII-1_TX N (HT40) Mode_Ant. 1
-----------	--------------------------------

Channel	Frequency (MHz)	Conducted Output Power (dBm)	Duty Factor	Conducted Output Power + Duty Factor (dBm)	Max. Limit (dBm)	Max. Limit (W)	Result
38	5190	16.34	0.14	16.48	30	1.00	Complies
46	5230	16.42	0.14	16.56	30	1.00	Complies

Test Mode	UNII-1_TX N (HT40) Mode_Ant. 2
-----------	--------------------------------

Channel	Frequency (MHz)	Conducted Output Power (dBm)	Duty Factor	Conducted Output Power + Duty Factor (dBm)	Max. Limit (dBm)	Max. Limit (W)	Result
38	5190	15.04	0.14	15.18	30	1.00	Complies
46	5230	15.26	0.14	15.40	30	1.00	Complies

Test Mode	UNII-1_TX N (HT40) Mode_Total
-----------	-------------------------------

Channel	Frequency (MHz)	Conducted Output Power (dBm)	Max. Limit (dBm)	Max. Limit (W)	Result
38	5190	18.89	30	1.00	Complies
46	5230	19.03	30	1.00	Complies

Test Mode	UNII-3_TX A Mode_Ant. 1
-----------	-------------------------

Channel	Frequency (MHz)	Conducted Output Power (dBm)	Duty Factor	Conducted Output Power + Duty Factor (dBm)	Max. Limit (dBm)	Max. Limit (W)	Result
149	5745	18.22	0.14	18.36	30.00	1.00	Complies
157	5785	18.58	0.14	18.72	30.00	1.00	Complies
165	5825	18.54	0.14	18.68	30.00	1.00	Complies

Test Mode	UNII-3_TX A Mode_Ant. 2
-----------	-------------------------

Channel	Frequency (MHz)	Conducted Output Power (dBm)	Duty Factor	Conducted Output Power + Duty Factor (dBm)	Max. Limit (dBm)	Max. Limit (W)	Result
149	5745	16.42	0.14	16.56	30.00	1.00	Complies
157	5785	16.46	0.14	16.60	30.00	1.00	Complies
165	5825	15.64	0.14	15.78	30.00	1.00	Complies

Test Mode	UNII-3_TX A Mode_Total
-----------	------------------------

Channel	Frequency (MHz)	Conducted Output Power (dBm)	Max. Limit (dBm)	Max. Limit (W)	Result
149	5745	20.56	30.00	1.00	Complies
157	5785	20.79	30.00	1.00	Complies
165	5825	20.47	30.00	1.00	Complies

Test Mode	UNII-3_TX N (HT20) Mode_Ant. 1
-----------	--------------------------------

Channel	Frequency (MHz)	Conducted Output Power (dBm)	Duty Factor	Conducted Output Power + Duty Factor (dBm)	Max. Limit (dBm)	Max. Limit (W)	Result
149	5745	16.22	0.00	16.22	30.00	1.00	Complies
157	5785	16.64	0.00	16.64	30.00	1.00	Complies
165	5825	16.37	0.00	16.37	30.00	1.00	Complies

Test Mode	UNII-3_TX N (HT20) Mode_Ant. 2
-----------	--------------------------------

Channel	Frequency (MHz)	Conducted Output Power (dBm)	Duty Factor	Conducted Output Power + Duty Factor (dBm)	Max. Limit (dBm)	Max. Limit (W)	Result
149	5745	13.32	0.00	13.32	30.00	1.00	Complies
157	5785	14.29	0.00	14.29	30.00	1.00	Complies
165	5825	13.41	0.00	13.41	30.00	1.00	Complies

Test Mode	UNII-3_TX N (HT20) Mode_Total
-----------	-------------------------------

Channel	Frequency (MHz)	Conducted Output Power (dBm)	Max. Limit (dBm)	Max. Limit (W)	Result
149	5745	18.02	30.00	1.00	Complies
157	5785	18.63	30.00	1.00	Complies
165	5825	18.15	30.00	1.00	Complies

Test Mode	UNII-3_TX N (HT40) Mode_Ant. 1
-----------	--------------------------------

Channel	Frequency (MHz)	Conducted Output Power (dBm)	Duty Factor	Conducted Output Power + Duty Factor (dBm)	Max. Limit (dBm)	Max. Limit (W)	Result
151	5755	16.36	0.14	16.50	30.00	1.00	Complies
159	5795	16.47	0.14	16.61	30.00	1.00	Complies

Test Mode	UNII-3_TX N (HT40) Mode_Ant. 2
-----------	--------------------------------

Channel	Frequency (MHz)	Conducted Output Power (dBm)	Duty Factor	Conducted Output Power + Duty Factor (dBm)	Max. Limit (dBm)	Max. Limit (W)	Result
151	5755	14.17	0.14	14.31	30.00	1.00	Complies
159	5795	14.25	0.14	14.39	30.00	1.00	Complies

Test Mode	UNII-3_TX N (HT40) Mode_Total
-----------	-------------------------------

Channel	Frequency (MHz)	Conducted Output Power (dBm)	Max. Limit (dBm)	Max. Limit (W)	Result
151	5755	18.55	30.00	1.00	Complies
159	5795	18.65	30.00	1.00	Complies

Test Mode	UNII-1_TX AC (VHT20) Mode_Ant. 1
-----------	----------------------------------

Channel	Frequency (MHz)	Conducted Output Power (dBm)	Duty Factor	Conducted Output Power + Duty Factor (dBm)	Max. Limit (dBm)	Max. Limit (W)	Result
36	5180	16.43	0.00	16.43	30	1.00	Complies
40	5200	16.61	0.00	16.61	30	1.00	Complies
48	5240	16.58	0.00	16.58	30	1.00	Complies

Test Mode	UNII-1_TX AC (VHT20) Mode_Ant. 2
-----------	----------------------------------

Channel	Frequency (MHz)	Conducted Output Power (dBm)	Duty Factor	Conducted Output Power + Duty Factor (dBm)	Max. Limit (dBm)	Max. Limit (W)	Result
36	5180	14.75	0.00	14.75	30	1.00	Complies
40	5200	15.41	0.00	15.41	30	1.00	Complies
48	5240	14.97	0.00	14.97	30	1.00	Complies

Test Mode	UNII-1_TX AC (VHT20) Mode_Total
-----------	---------------------------------

Channel	Frequency (MHz)	Conducted Output Power (dBm)	Max. Limit (dBm)	Max. Limit (W)	Result
36	5180	18.68	30	1.00	Complies
40	5200	19.06	30	1.00	Complies
48	5240	18.86	30	1.00	Complies

Test Mode	UNII-1_TX AC (VHT40) Mode_Ant. 1
-----------	----------------------------------

Channel	Frequency (MHz)	Conducted Output Power (dBm)	Duty Factor	Conducted Output Power + Duty Factor (dBm)	Max. Limit (dBm)	Max. Limit (W)	Result
38	5190	16.46	0.10	16.56	30	1.00	Complies
46	5230	16.73	0.10	16.83	30	1.00	Complies

Test Mode	UNII-1_TX AC (VHT40) Mode_Ant. 2
-----------	----------------------------------

Channel	Frequency (MHz)	Conducted Output Power (dBm)	Duty Factor	Conducted Output Power + Duty Factor (dBm)	Max. Limit (dBm)	Max. Limit (W)	Result
38	5190	15.17	0.10	15.27	30	1.00	Complies
46	5230	14.51	0.10	14.61	30	1.00	Complies

Test Mode	UNII-1_TX AC (VHT40) Mode_Total
-----------	---------------------------------

Channel	Frequency (MHz)	Conducted Output Power (dBm)	Max. Limit (dBm)	Max. Limit (W)	Result
38	5190	18.97	30	1.00	Complies
46	5230	18.87	30	1.00	Complies

Test Mode	UNII-1_TX AC (VHT80) Mode_Ant. 1
-----------	----------------------------------

Channel	Frequency (MHz)	Conducted Output Power (dBm)	Duty Factor	Conducted Output Power + Duty Factor (dBm)	Max. Limit (dBm)	Max. Limit (W)	Result
42	5210	16.40	0.24	16.64	30	1.00	Complies

Test Mode	UNII-1_TX AC (VHT80) Mode_Ant. 2
-----------	----------------------------------

Channel	Frequency (MHz)	Conducted Output Power (dBm)	Duty Factor	Conducted Output Power + Duty Factor (dBm)	Max. Limit (dBm)	Max. Limit (W)	Result
42	5210	14.62	0.24	14.86	30	1.00	Complies

Test Mode	UNII-1_TX AC (VHT80) Mode_Total
-----------	---------------------------------

Channel	Frequency (MHz)	Conducted Output Power (dBm)	Max. Limit (dBm)	Max. Limit (W)	Result
42	5210	18.85	30	1.00	Complies

Test Mode	UNII-3_TX AC (VHT20) Mode_Ant. 1
-----------	----------------------------------

Channel	Frequency (MHz)	Conducted Output Power (dBm)	Duty Factor	Conducted Output Power + Duty Factor (dBm)	Max. Limit (dBm)	Max. Limit (W)	Result
149	5745	16.34	0.00	16.34	30.00	1.00	Complies
157	5785	16.85	0.00	16.85	30.00	1.00	Complies
165	5825	16.53	0.00	16.53	30.00	1.00	Complies

Test Mode	UNII-3_TX AC (VHT20) Mode_Ant. 2
-----------	----------------------------------

Channel	Frequency (MHz)	Conducted Output Power (dBm)	Duty Factor	Conducted Output Power + Duty Factor (dBm)	Max. Limit (dBm)	Max. Limit (W)	Result
149	5745	13.39	0.00	13.39	30.00	1.00	Complies
157	5785	14.43	0.00	14.43	30.00	1.00	Complies
165	5825	13.63	0.00	13.63	30.00	1.00	Complies

Test Mode	UNII-3_TX AC (VHT20) Mode_Total
-----------	---------------------------------

Channel	Frequency (MHz)	Conducted Output Power (dBm)	Max. Limit (dBm)	Max. Limit (W)	Result
149	5745	18.12	30.00	1.00	Complies
157	5785	18.82	30.00	1.00	Complies
165	5825	18.33	30.00	1.00	Complies

Test Mode	UNII-3_TX AC (VHT40) Mode_Ant. 1
-----------	----------------------------------

Channel	Frequency (MHz)	Conducted Output Power (dBm)	Duty Factor	Conducted Output Power + Duty Factor (dBm)	Max. Limit (dBm)	Max. Limit (W)	Result
151	5755	16.45	0.10	16.55	30.00	1.00	Complies
159	5795	16.54	0.10	16.64	30.00	1.00	Complies

Test Mode	UNII-3_TX AC (VHT40) Mode_Ant. 2
-----------	----------------------------------

Channel	Frequency (MHz)	Conducted Output Power (dBm)	Duty Factor	Conducted Output Power + Duty Factor (dBm)	Max. Limit (dBm)	Max. Limit (W)	Result
151	5755	14.99	0.10	15.09	30.00	1.00	Complies
159	5795	14.32	0.10	14.42	30.00	1.00	Complies

Test Mode	UNII-3_TX AC (VHT40) Mode_Total
-----------	---------------------------------

Channel	Frequency (MHz)	Conducted Output Power (dBm)	Max. Limit (dBm)	Max. Limit (W)	Result
151	5755	18.89	30.00	1.00	Complies
159	5795	18.68	30.00	1.00	Complies

Test Mode	UNII-3_TX AC (VHT80) Mode_Ant. 1
-----------	----------------------------------

Channel	Frequency (MHz)	Conducted Output Power (dBm)	Duty Factor	Conducted Output Power + Duty Factor (dBm)	Max. Limit (dBm)	Max. Limit (W)	Result
155	5775	16.37	0.24	16.61	30.00	1.00	Complies

Test Mode	UNII-3_TX AC (VHT80) Mode_Ant. 2
-----------	----------------------------------

Channel	Frequency (MHz)	Conducted Output Power (dBm)	Duty Factor	Conducted Output Power + Duty Factor (dBm)	Max. Limit (dBm)	Max. Limit (W)	Result
155	5775	13.94	0.24	14.18	30.00	1.00	Complies

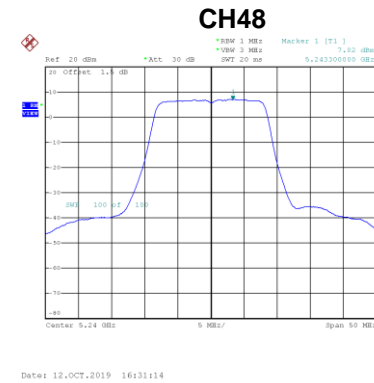
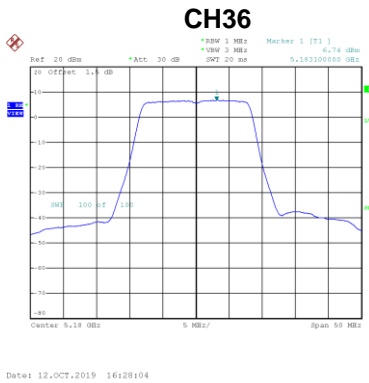
Test Mode	UNII-3_TX AC (VHT80) Mode_Total
-----------	---------------------------------

Channel	Frequency (MHz)	Conducted Output Power (dBm)	Max. Limit (dBm)	Max. Limit (W)	Result
155	5775	18.57	30.00	1.00	Complies

APPENDIX G - POWER SPECTRAL DENSITY

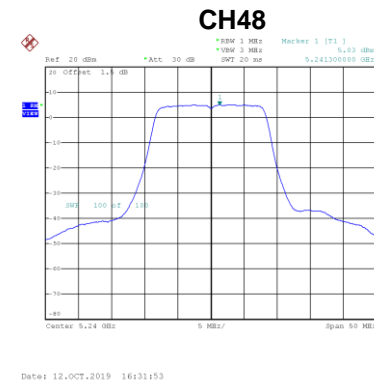
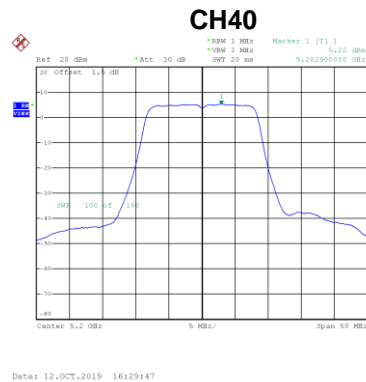
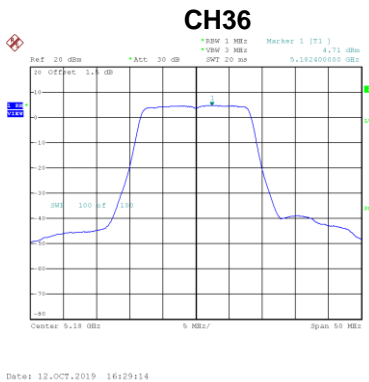
Test Mode	UNII-1_TX A Mode_Ant. 1
-----------	-------------------------

Channel	Frequency (MHz)	Power Spectral Density (dBm/MHz)	Duty Factor	Power Spectral Density + Duty Factor (dBm/MHz)	Max. Limit (dBm/MHz)	Result
36	5180	6.74	0.14	6.88	16.20	Complies
40	5200	6.76	0.14	6.90	16.20	Complies
48	5240	7.02	0.14	7.16	16.20	Complies



Test Mode	UNII-1_TX A Mode_Ant. 2
-----------	-------------------------

Channel	Frequency (MHz)	Power Spectral Density (dBm/MHz)	Duty Factor	Power Spectral Density + Duty Factor (dBm/MHz)	Max. Limit (dBm/MHz)	Result
36	5180	4.71	0.14	4.85	16.20	Complies
40	5200	5.22	0.14	5.36	16.20	Complies
48	5240	5.03	0.14	5.17	16.20	Complies

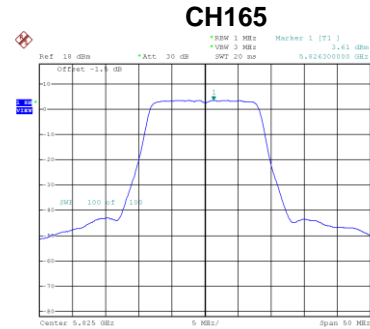
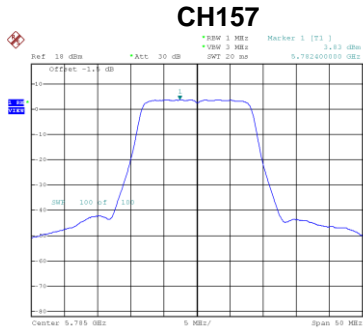
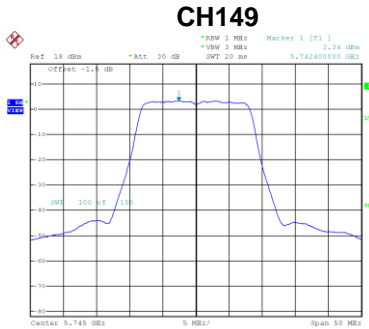


Test Mode	UNII-1_TX A Mode_Total
-----------	------------------------

Channel	Frequency (MHz)	Power Spectral Density (dBm/MHz)	Max. Limit (dBm/MHz)	Result
36	5180	8.99	16.20	Complies
40	5200	9.20	16.20	Complies
48	5240	9.28	16.20	Complies

Test Mode UNII-3_TX A Mode_Ant. 1

Channel	Frequency (MHz)	Power Spectral Density (dBm/500 kHz)	Duty Factor	Power Spectral Density + Duty Factor (dBm/500 kHz)	Max. Limit (dBm/500 kHz)	Result
149	5745	3.34	0.14	3.48	29.20	Complies
157	5785	3.83	0.14	3.97	29.20	Complies
165	5825	3.61	0.14	3.75	29.20	Complies



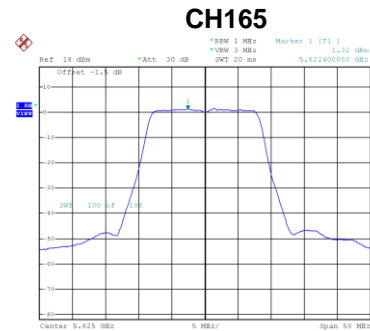
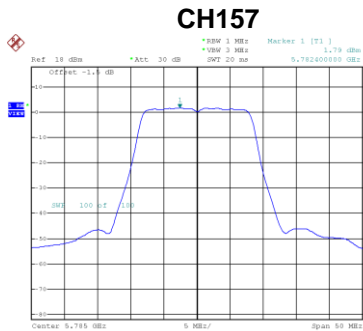
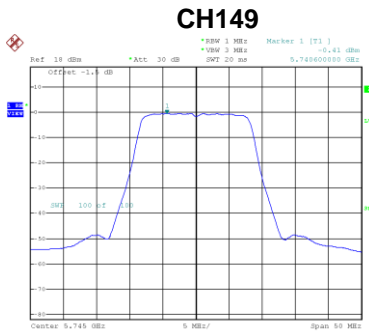
Date: 12.OCT.2019 16:33:37

Date: 12.OCT.2019 16:34:48

Date: 12.OCT.2019 16:36:31

Test Mode UNII-3_TX A Mode_Ant. 2

Channel	Frequency (MHz)	Power Spectral Density (dBm/500 kHz)	Duty Factor	Power Spectral Density + Duty Factor (dBm/500 kHz)	Max. Limit (dBm/500 kHz)	Result
149	5745	-0.41	0.14	-0.27	29.20	Complies
157	5785	1.79	0.14	1.93	29.20	Complies
165	5825	1.32	0.14	1.46	29.20	Complies



Date: 12.OCT.2019 16:33:05

Date: 12.OCT.2019 16:35:19

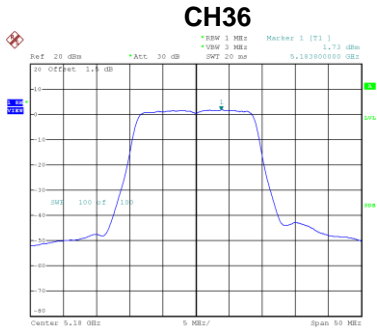
Date: 12.OCT.2019 16:35:59

Test Mode UNII-3_TX A Mode_Total

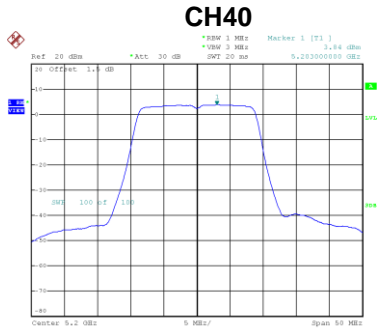
Channel	Frequency (MHz)	Power Spectral Density (dBm/500 kHz)	Max. Limit (dBm/500 kHz)	Result
149	5745	5.00	29.20	Complies
157	5785	6.08	29.20	Complies
165	5825	5.76	29.20	Complies

Test Mode UNII-1_TX AC (VHT20) Mode_Ant. 1

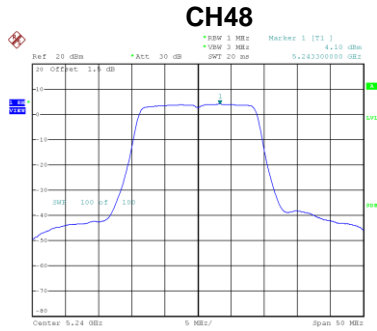
Channel	Frequency (MHz)	Power Spectral Density (dBm/MHz)	Duty Factor	Power Spectral Density + Duty Factor (dBm/MHz)	Max. Limit (dBm/MHz)	Result
36	5180	1.73	0.00	1.73	16.20	Complies
40	5200	3.84	0.00	3.84	16.20	Complies
48	5240	4.10	0.00	4.10	16.20	Complies



Date: 12.OCT.2019 16:37:19



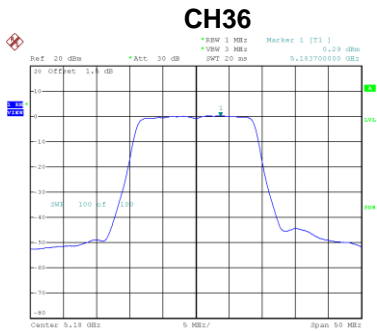
Date: 12.OCT.2019 16:38:03



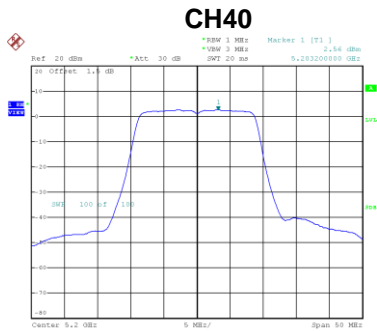
Date: 12.OCT.2019 16:39:02

Test Mode UNII-1_TX AC (VHT20) Mode_Ant. 2

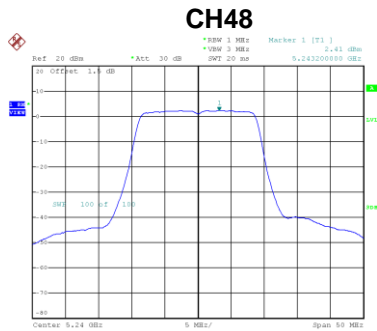
Channel	Frequency (MHz)	Power Spectral Density (dBm/MHz)	Duty Factor	Power Spectral Density + Duty Factor (dBm/MHz)	Max. Limit (dBm/MHz)	Result
36	5180	0.29	0.00	0.29	16.20	Complies
40	5200	2.56	0.00	2.56	16.20	Complies
48	5240	2.41	0.00	2.41	16.20	Complies



Date: 12.OCT.2019 16:37:46



Date: 12.OCT.2019 16:38:12



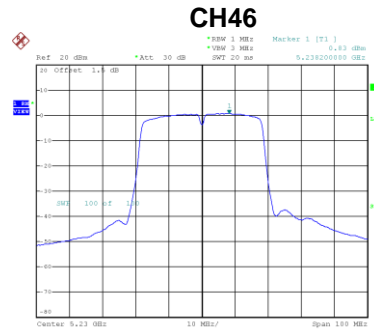
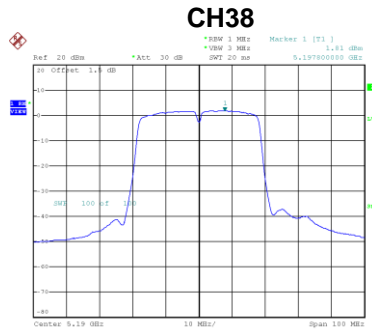
Date: 12.OCT.2019 16:39:32

Test Mode UNII-1_TX AC (VHT20) Mode_Total

Channel	Frequency (MHz)	Power Spectral Density (dBm/MHz)	Max. Limit (dBm/MHz)	Result
36	5180	4.08	16.20	Complies
40	5200	6.26	16.20	Complies
48	5240	6.35	16.20	Complies

Test Mode	UNII-1_TX AC (VHT40) Mode_Ant. 1
-----------	----------------------------------

Channel	Frequency (MHz)	Power Spectral Density (dBm/MHz)	Duty Factor	Power Spectral Density + Duty Factor (dBm/MHz)	Max. Limit (dBm/MHz)	Result
38	5190	1.81	0.10	1.91	16.20	Complies
46	5230	0.83	0.10	0.93	16.20	Complies

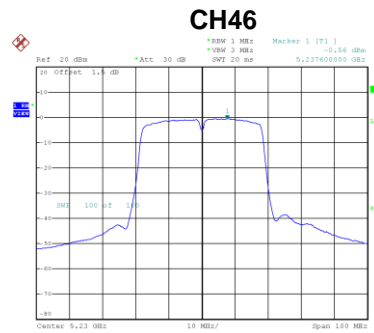
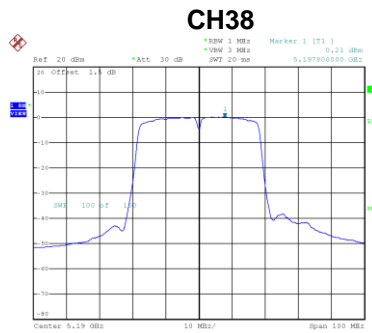


Date: 12.OCT.2019 16:43:07

Date: 12.OCT.2019 16:44:30

Test Mode	UNII-1_TX AC (VHT40) Mode_Ant. 2
-----------	----------------------------------

Channel	Frequency (MHz)	Power Spectral Density (dBm/MHz)	Duty Factor	Power Spectral Density + Duty Factor (dBm/MHz)	Max. Limit (dBm/MHz)	Result
38	5190	0.21	0.10	0.31	16.20	Complies
46	5230	-0.56	0.10	-0.46	16.20	Complies



Date: 12.OCT.2019 16:43:28

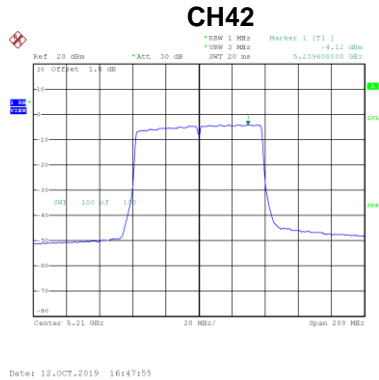
Date: 12.OCT.2019 16:43:54

Test Mode	UNII-1_TX AC (VHT40) Mode_Total
-----------	---------------------------------

Channel	Frequency (MHz)	Power Spectral Density (dBm/MHz)	Max. Limit (dBm/MHz)	Result
38	5190	4.19	16.20	Complies
46	5230	3.30	16.20	Complies

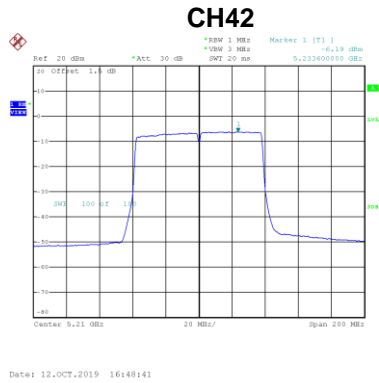
Test Mode	UNII-1_TX AC (VHT80) Mode_Ant. 1
-----------	----------------------------------

Channel	Frequency (MHz)	Power Spectral Density (dBm/MHz)	Duty Factor	Power Spectral Density + Duty Factor (dBm/MHz)	Max. Limit (dBm/MHz)	Result
42	5210	-4.12	0.24	-3.88	16.20	Complies



Test Mode	UNII-1_TX AC (VHT80) Mode_Ant. 2
-----------	----------------------------------

Channel	Frequency (MHz)	Power Spectral Density (dBm/MHz)	Duty Factor	Power Spectral Density + Duty Factor (dBm/MHz)	Max. Limit (dBm/MHz)	Result
42	5210	-6.19	0.24	-5.95	16.20	Complies

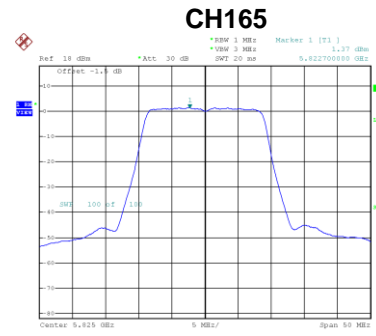
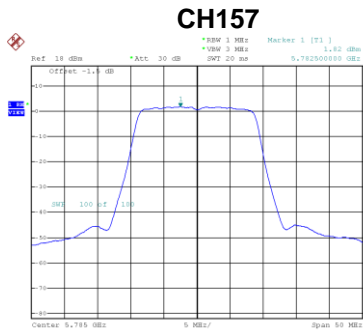
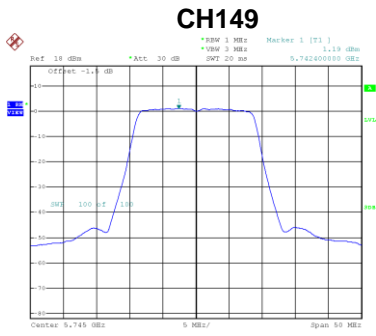


Test Mode	UNII-1_TX AC (VHT80) Mode_Total
-----------	---------------------------------

Channel	Frequency (MHz)	Power Spectral Density (dBm/MHz)	Max. Limit (dBm/MHz)	Result
42	5210	-1.78	16.20	Complies

Test Mode	UNII-3_TX AC (VHT20) Mode_Ant. 1
-----------	----------------------------------

Channel	Frequency (MHz)	Power Spectral Density (dBm/500 kHz)	Duty Factor	Power Spectral Density + Duty Factor (dBm/500 kHz)	Max. Limit (dBm/500 kHz)	Result
149	5745	1.19	0.00	1.19	29.20	Complies
157	5785	1.82	0.00	1.82	29.20	Complies
165	5825	1.37	0.00	1.37	29.20	Complies



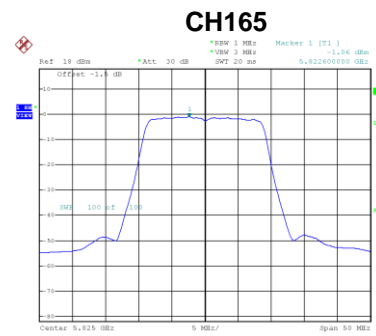
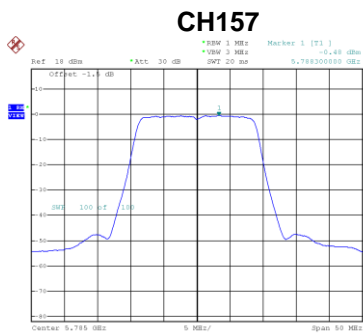
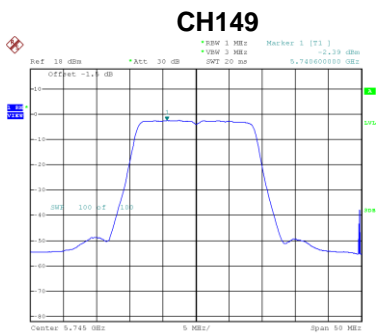
Date: 12.OCT.2019 16:40:44

Date: 12.OCT.2019 16:41:11

Date: 12.OCT.2019 16:42:38

Test Mode	UNII-3_TX AC (VHT20) Mode_Ant. 2
-----------	----------------------------------

Channel	Frequency (MHz)	Power Spectral Density (dBm/500 kHz)	Duty Factor	Power Spectral Density + Duty Factor (dBm/500 kHz)	Max. Limit (dBm/500 kHz)	Result
149	5745	-2.39	0.00	-2.39	29.20	Complies
157	5785	-0.48	0.00	-0.48	29.20	Complies
165	5825	-1.06	0.00	-1.06	29.20	Complies



Date: 12.OCT.2019 16:40:19

Date: 12.OCT.2019 16:41:32

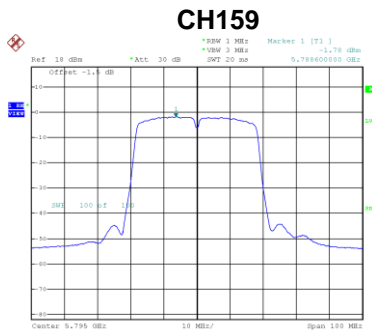
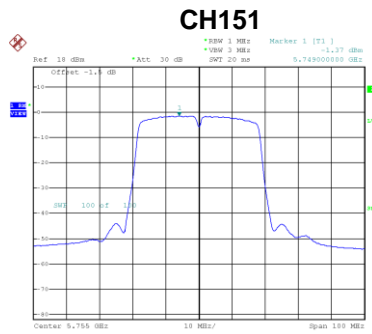
Date: 12.OCT.2019 16:42:13

Test Mode	UNII-3_TX AC (VHT20) Mode_Total
-----------	---------------------------------

Channel	Frequency (MHz)	Power Spectral Density (dBm/500 kHz)	Max. Limit (dBm/500 kHz)	Result
149	5745	2.77	29.20	Complies
157	5785	3.83	29.20	Complies
165	5825	3.33	29.20	Complies

Test Mode	UNII-3_TX AC (VHT40) Mode_Ant. 1
-----------	----------------------------------

Channel	Frequency (MHz)	Power Spectral Density (dBm/500 kHz)	Duty Factor	Power Spectral Density + Duty Factor (dBm/500 kHz)	Max. Limit (dBm/500 kHz)	Result
151	5755	-1.37	0.10	-1.27	29.20	Complies
159	5795	-1.78	0.10	-1.68	29.20	Complies

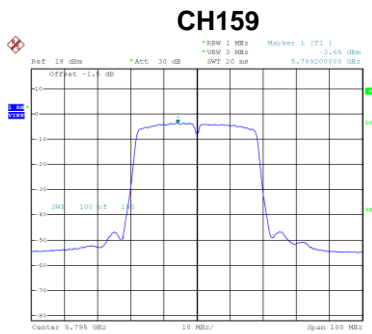
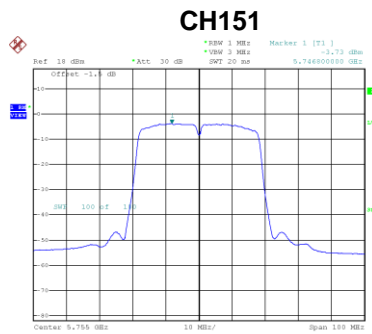


Date: 12.OCT.2019 16:45:29

Date: 12.OCT.2019 16:47:18

Test Mode	UNII-3_TX AC (VHT40) Mode_Ant. 2
-----------	----------------------------------

Channel	Frequency (MHz)	Power Spectral Density (dBm/500 kHz)	Duty Factor	Power Spectral Density + Duty Factor (dBm/500 kHz)	Max. Limit (dBm/500 kHz)	Result
151	5755	-3.73	0.10	-3.63	29.20	Complies
159	5795	-3.65	0.10	-3.55	29.20	Complies



Date: 12.OCT.2019 16:45:58

Date: 12.OCT.2019 16:46:44

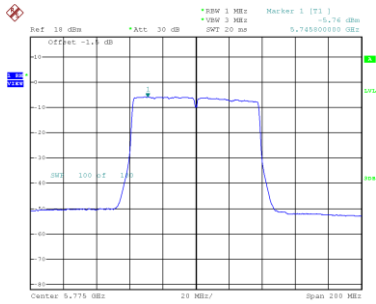
Test Mode	UNII-3_TX AC (VHT40) Mode_Total
-----------	---------------------------------

Channel	Frequency (MHz)	Power Spectral Density (dBm/500 kHz)	Max. Limit (dBm/500 kHz)	Result
151	5755	0.72	29.20	Complies
159	5795	0.49	29.20	Complies

Test Mode	UNII-3_TX AC (VHT80) Mode_Ant. 1
-----------	----------------------------------

Channel	Frequency (MHz)	Power Spectral Density (dBm/500 kHz)	Duty Factor	Power Spectral Density + Duty Factor (dBm/500 kHz)	Max. Limit (dBm/500 kHz)	Result
155	5775	-5.76	0.24	-5.52	29.20	Complies

CH155

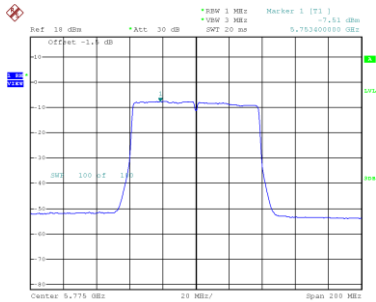


Date: 12.OCT.2019 16:49:13

Test Mode	UNII-3_TX AC (VHT80) Mode_Ant. 2
-----------	----------------------------------

Channel	Frequency (MHz)	Power Spectral Density (dBm/500 kHz)	Duty Factor	Power Spectral Density + Duty Factor (dBm/500 kHz)	Max. Limit (dBm/500 kHz)	Result
155	5775	-7.51	0.24	-7.27	29.20	Complies

CH155



Date: 12.OCT.2019 16:49:14

Test Mode	UNII-3_TX AC (VHT80) Mode_Total
-----------	---------------------------------

Channel	Frequency (MHz)	Power Spectral Density (dBm/500 kHz)	Max. Limit (dBm/500 kHz)	Result
155	5775	-3.30	29.20	Complies

APPENDIX H - FREQUENCY STABILITY

Test Mode	UNII-1
-----------	--------

Voltage vs. Frequency Stability

Voltage (V)	Measurement Frequency (MHz)
13.2	5180.0000
12	5179.9568
10.8	5179.9564
Maximum Deviation (MHz)	0.0440
Maximum Deviation (ppm)	8.4942

Temperature vs. Frequency Stability

Temperature (°C)	Measurement Frequency (MHz)
0	5180.0000
10	5179.9560
20	5179.9556
30	5179.9556
40	5179.9556
Maximum Deviation (MHz)	0.0444
Maximum Deviation (ppm)	8.5714

Test Mode	UNII-3
-----------	--------

Voltage vs. Frequency Stability

Voltage	Measurement Frequency (MHz)
(V)	5745.0000
13.2	5744.9516
12	5744.9508
10.8	5744.9508
Maximum Deviation (MHz)	0.0492
Maximum Deviation (ppm)	8.5640

Temperature vs. Frequency Stability

Temperature	Measurement Frequency (MHz)
(°C)	5745.0000
0	5744.9508
10	5744.9508
20	5744.9504
30	5744.9504
40	5744.9504
Maximum Deviation (MHz)	0.0496
Maximum Deviation (ppm)	8.6336

End of Test Report