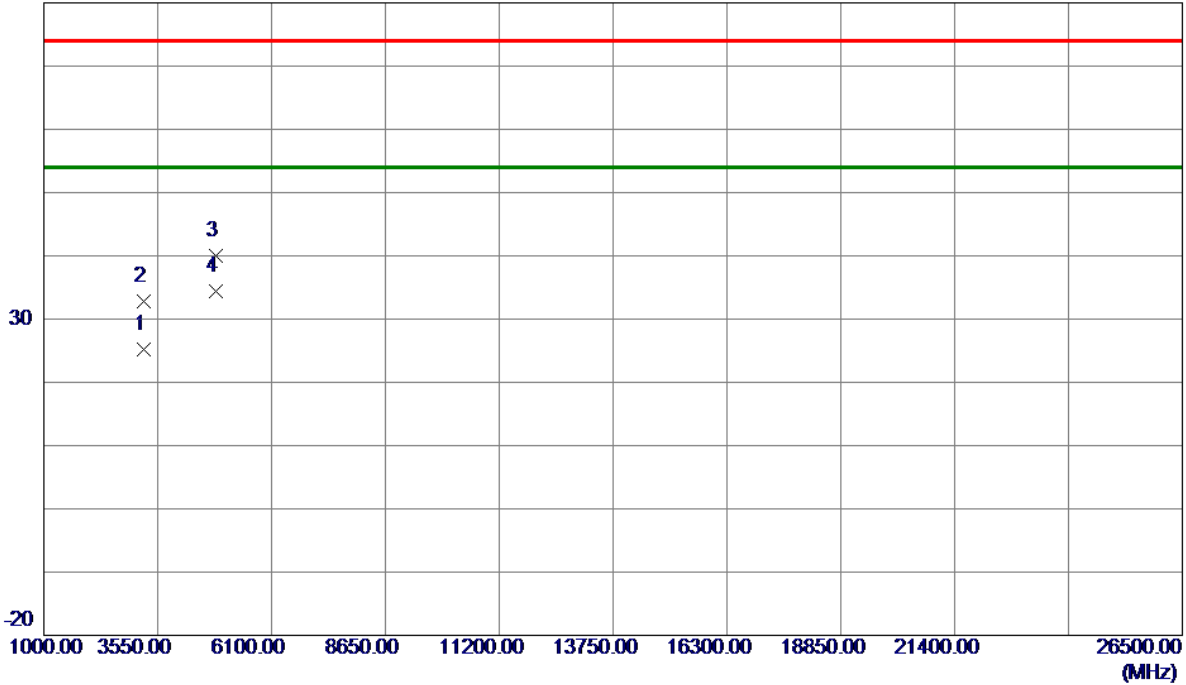


Test Mode: TX N-40M Mode 2422MHz

Vertical

80 dBuV/m



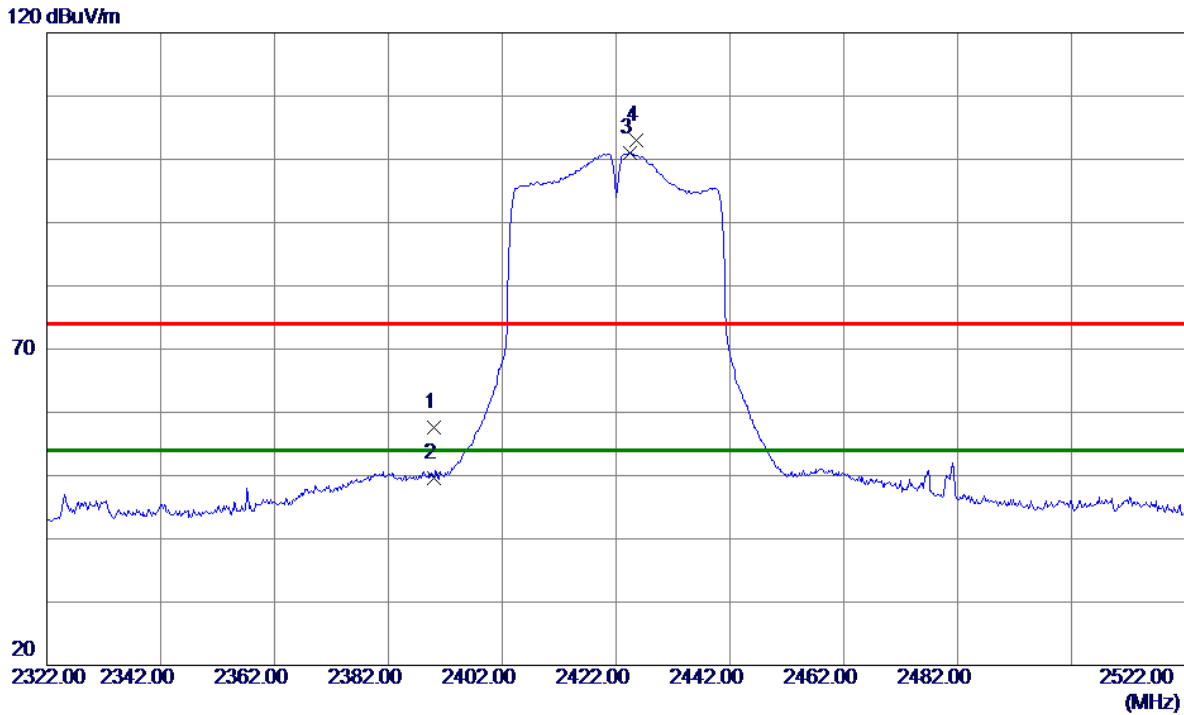
No.	Freq. MHz	Reading Level dBuV/m	Correct Factor dB	Measure ment dBuV/m	Limit dBuV/m	Margin dB	Detector	Comment
1	3225.3200	39.49	-14.25	25.24	54.00	-28.76	AVG	
2	3226.4400	46.97	-14.24	32.73	74.00	-41.27	Peak	
3	4842.5299	49.62	-9.62	40.00	74.00	-34.00	Peak	
4 *	4842.8300	43.98	-9.62	34.36	54.00	-19.64	AVG	

REMARKS:

- (1) Measurement Value = Reading Level + Correct Factor.
- (2) Margin Level = Measurement Value - Limit Value.

Test Mode: TX N-40M Mode 2422MHz

Horizontal



No.	Freq. MHz	Reading Level dBuV/m	Correct Factor dB	Measure ment dBuV/m	Limit dBuV/m	Margin dB	Detector	Comment
1	2390.0000	25.30	32.39	57.69	74.00	-16.31	Peak	
2	2390.0000	17.30	32.39	49.69	54.00	-4.31	AVG	
3 *	2424.4000	68.51	32.49	101.00	54.00	47.00	AVG	No limit
4	2425.6000	70.48	32.50	102.98	74.00	28.98	Peak	No limit

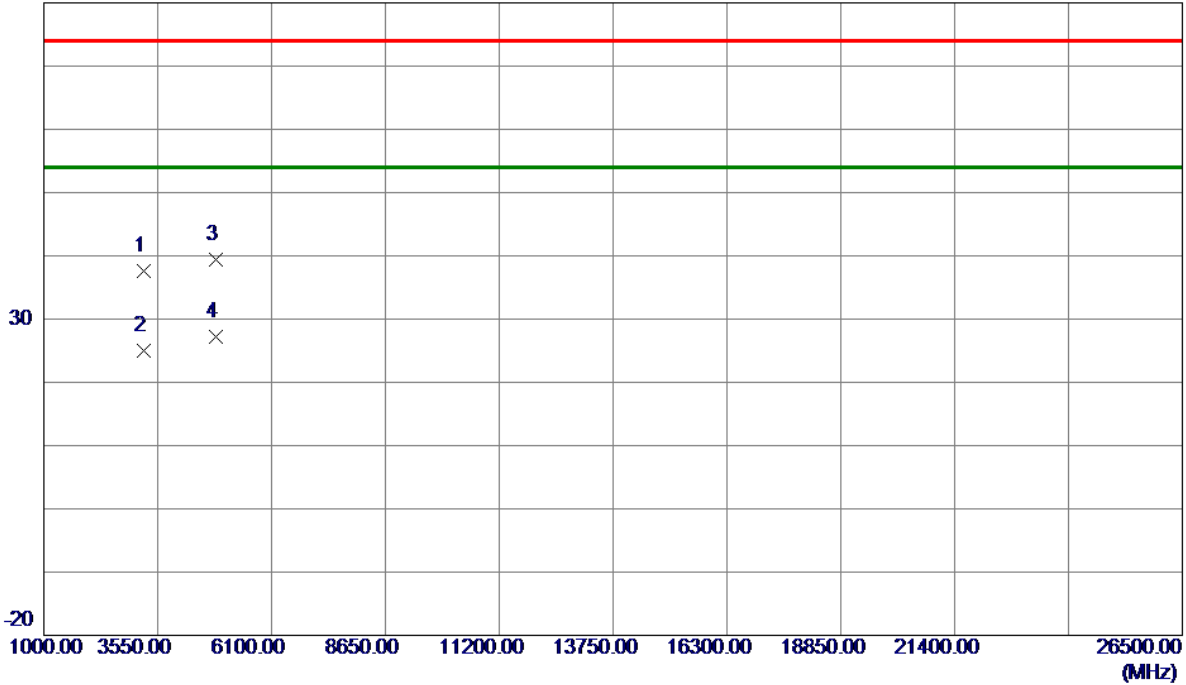
REMARKS:

- (1) Measurement Value = Reading Level + Correct Factor.
- (2) Margin Level = Measurement Value - Limit Value.

Test Mode: TX N-40M Mode 2422MHz

Horizontal

80 dBuV/m



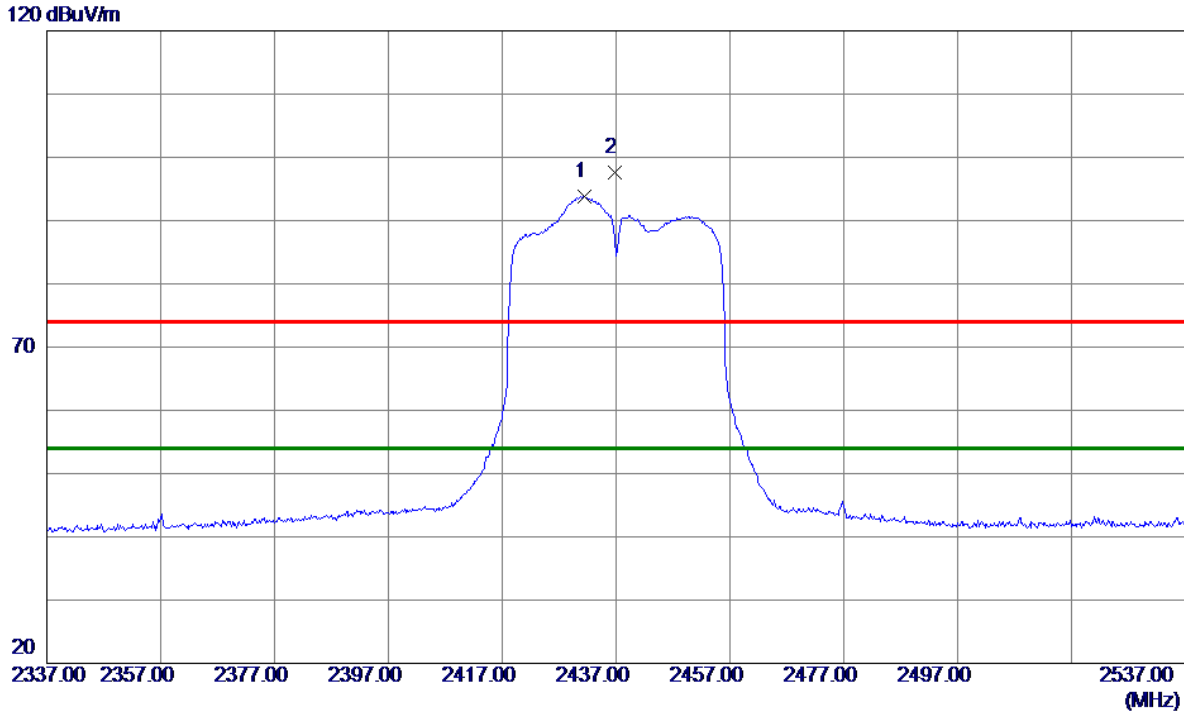
No.	Freq. MHz	Reading Level dBuV/m	Correct Factor dB	Measure ment dBuV/m	Limit dBuV/m	Margin dB	Detector	Comment
1	3224.7000	51.88	-14.25	37.63	74.00	-36.37	Peak	
2	3224.9200	39.28	-14.25	25.03	54.00	-28.97	AVG	
3	4841.5500	49.03	-9.62	39.41	74.00	-34.59	Peak	
4 *	4841.5500	36.87	-9.62	27.25	54.00	-26.75	AVG	

REMARKS:

- (1) Measurement Value = Reading Level + Correct Factor.
- (2) Margin Level = Measurement Value - Limit Value.

Test Mode: TX N-40M Mode 2437 MHz

Vertical



No.	Freq. MHz	Reading Level dBuV/m	Correct Factor dB	Measure ment dBuV/m	Limit dBuV/m	Margin dB	Detector	Comment
1 *	2431.4000	61.38	32.51	93.89	54.00	39.89	AVG	No limit
2	2436.8000	65.10	32.53	97.63	74.00	23.63	Peak	No limit

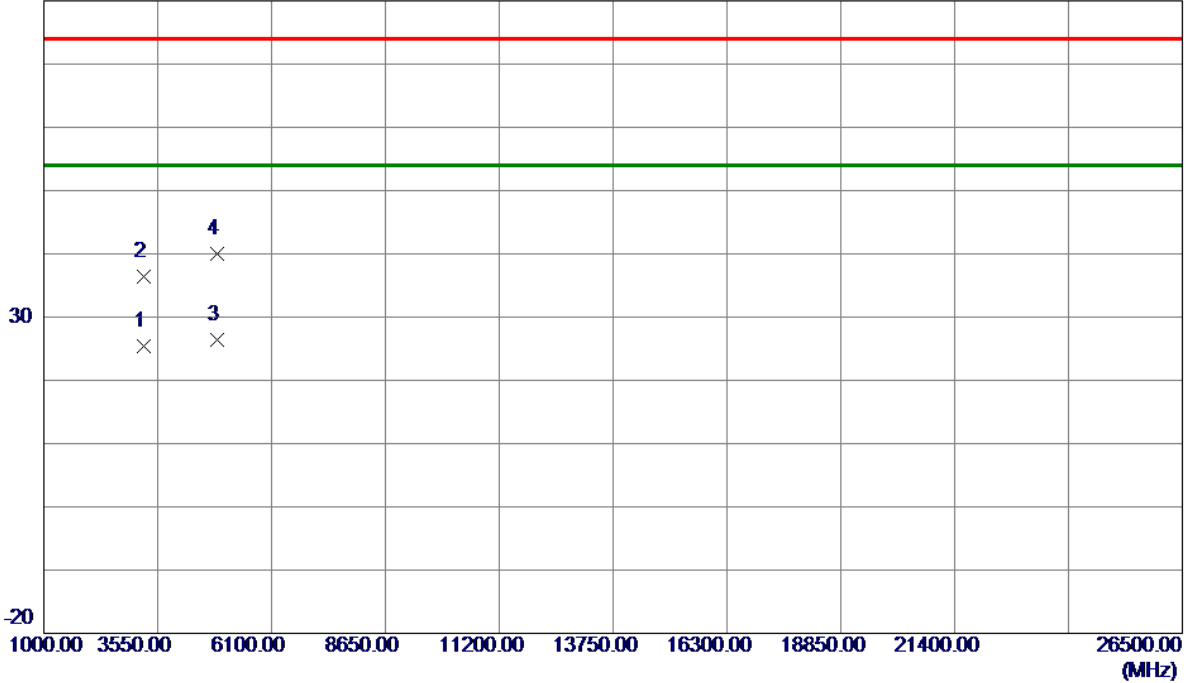
REMARKS:

- (1) Measurement Value = Reading Level + Correct Factor.
- (2) Margin Level = Measurement Value - Limit Value.

Test Mode: TX N-40M Mode 2437 MHz

Vertical

80 dBuV/m



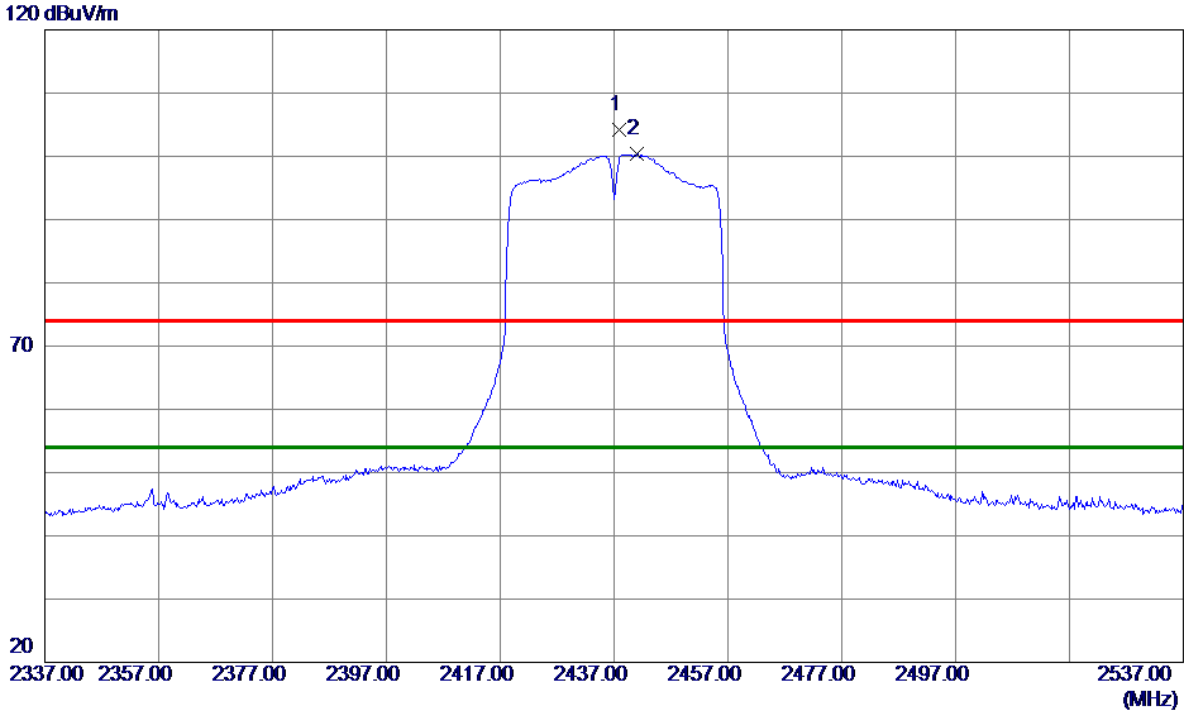
No.	Freq. MHz	Reading Level dBuV/m	Correct Factor dB	Measure ment dBuV/m	Limit dBuV/m	Margin dB	Detector	Comment
1	3250.0330	39.55	-14.22	25.33	54.00	-28.67	AVG	
2	3250.1130	50.58	-14.22	36.36	74.00	-37.64	Peak	
3 *	4874.0000	35.91	-9.50	26.41	54.00	-27.59	AVG	
4	4875.5850	49.47	-9.49	39.98	74.00	-34.02	Peak	

REMARKS:

- (1) Measurement Value = Reading Level + Correct Factor.
- (2) Margin Level = Measurement Value - Limit Value.

Test Mode: TX N-40M Mode 2437 MHz

Horizontal



No.	Freq. MHz	Reading Level dBuV/m	Correct Factor dB	Measure ment dBuV/m	Limit dBuV/m	Margin dB	Detector	Comment
1	2437.8000	71.72	32.53	104.25	74.00	30.25	Peak	No limit
2 *	2441.0000	67.84	32.54	100.38	54.00	46.38	AVG	No limit

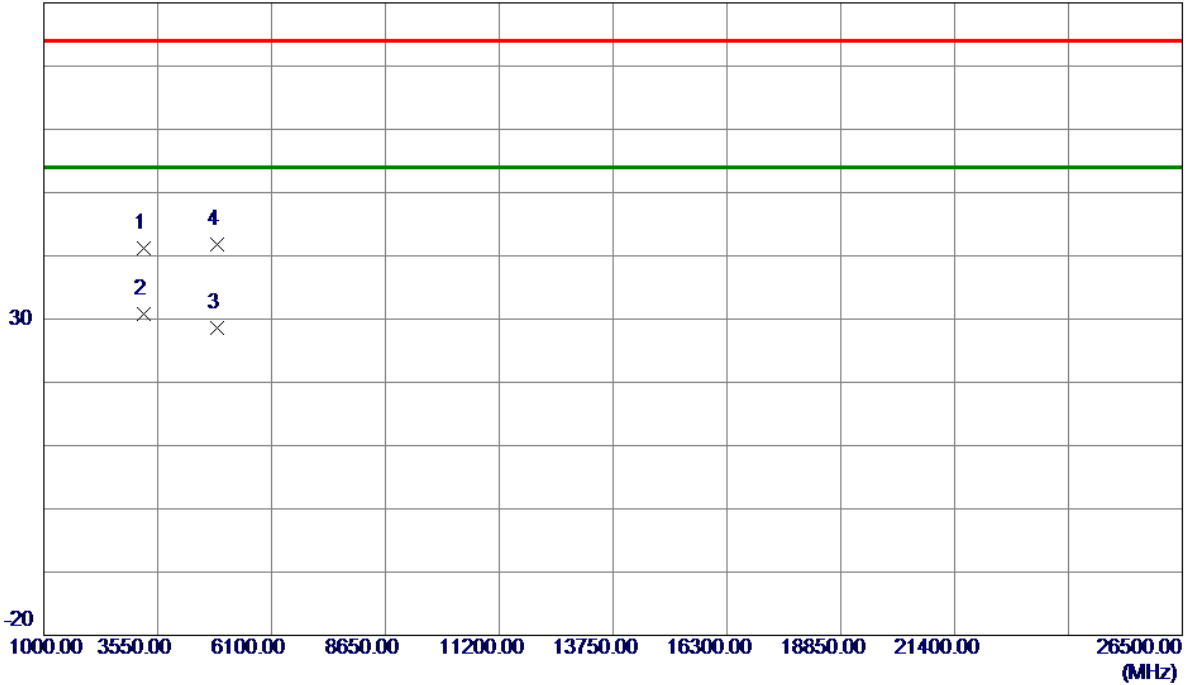
REMARKS:

- (1) Measurement Value = Reading Level + Correct Factor.
- (2) Margin Level = Measurement Value - Limit Value.

Test Mode: TX N-40M Mode 2437 MHz

Horizontal

80 dBuV/m



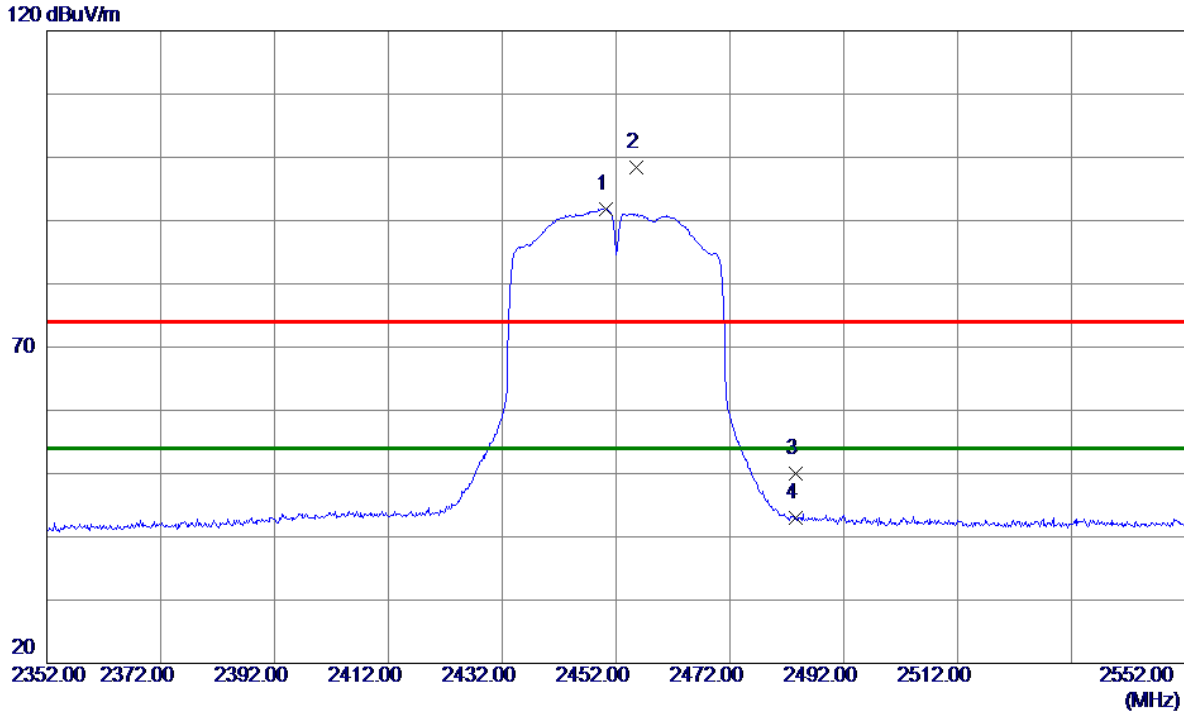
No.	Freq. MHz	Reading Level dBuV/m	Correct Factor dB	Measure ment dBuV/m	Limit dBuV/m	Margin dB	Detector	Comment
1	3249.9930	55.47	-14.22	41.25	74.00	-32.75	Peak	
2 *	3250.1330	44.95	-14.22	30.73	54.00	-23.27	AVG	
3	4874.3000	38.12	-9.50	28.62	54.00	-25.38	AVG	
4	4875.4250	51.36	-9.49	41.87	74.00	-32.13	Peak	

REMARKS:

- (1) Measurement Value = Reading Level + Correct Factor.
- (2) Margin Level = Measurement Value - Limit Value.

Test Mode: TX N-40M Mode 2452 MHz

Vertical



No.	Freq. MHz	Reading Level dBuV/m	Correct Factor dB	Measure ment dBuV/m	Limit dBuV/m	Margin dB	Detector	Comment
1 *	2450.2000	59.26	32.57	91.83	54.00	37.83	AVG	No limit
2	2455.6000	65.74	32.58	98.32	74.00	24.32	Peak	No limit
3	2483.5000	17.36	32.66	50.02	74.00	-23.98	Peak	
4	2483.5000	10.36	32.66	43.02	54.00	-10.98	AVG	

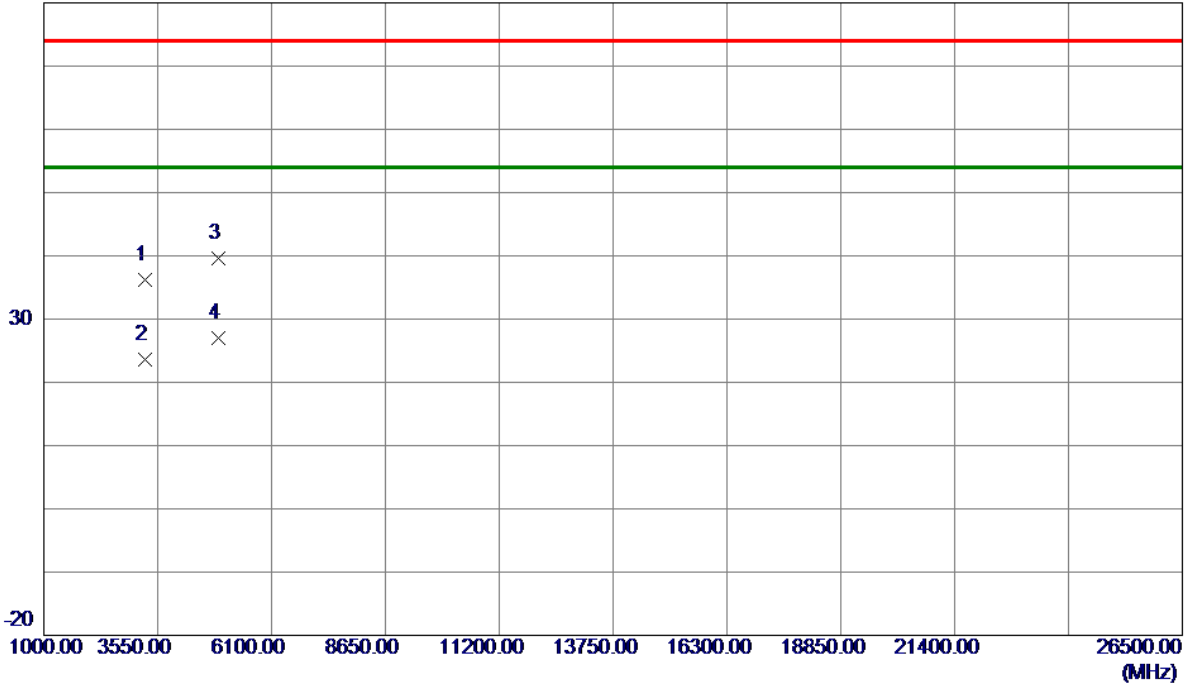
REMARKS:

- (1) Measurement Value = Reading Level + Correct Factor.
- (2) Margin Level = Measurement Value - Limit Value.

Test Mode: TX N-40M Mode 2452 MHz

Vertical

80 dBuV/m



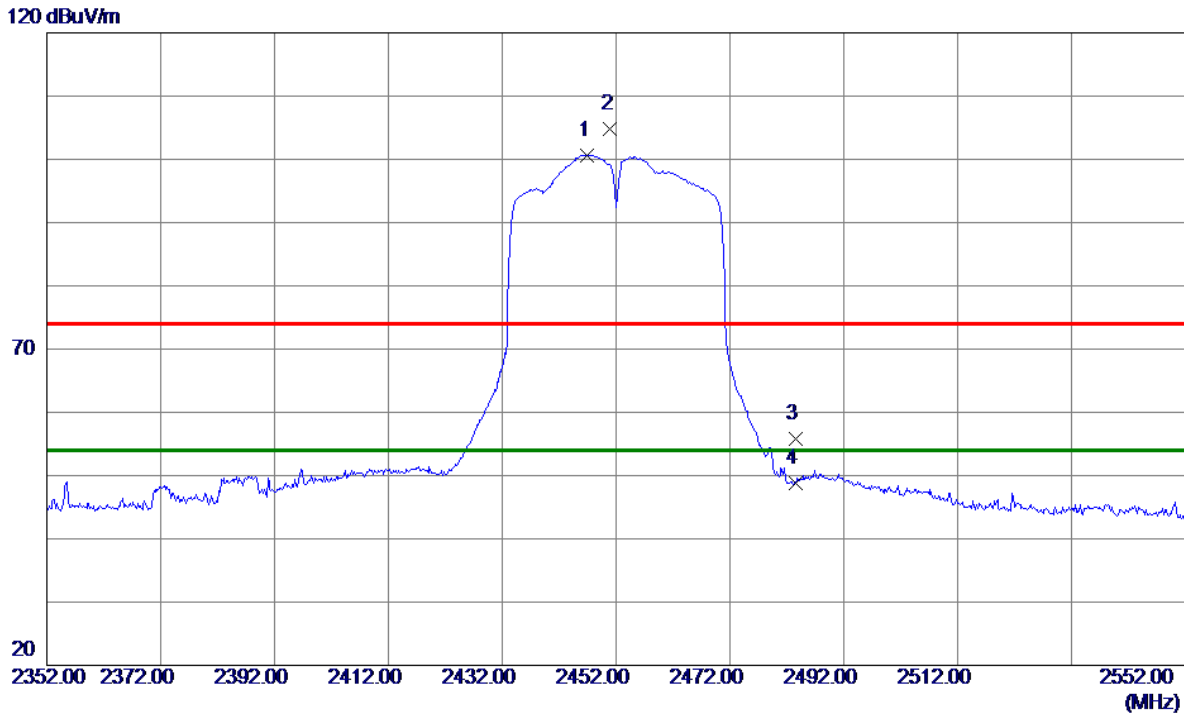
No.	Freq. MHz	Reading Level dBuV/m	Correct Factor dB	Measure ment dBuV/m	Limit dBuV/m	Margin dB	Detector	Comment
1	3268.1750	50.31	-14.20	36.11	74.00	-37.89	Peak	
2	3269.4350	37.79	-14.20	23.59	54.00	-30.41	AVG	
3	4903.7900	49.03	-9.39	39.64	74.00	-34.36	Peak	
4 *	4904.0000	36.39	-9.38	27.01	54.00	-26.99	AVG	

REMARKS:

- (1) Measurement Value = Reading Level + Correct Factor.
- (2) Margin Level = Measurement Value - Limit Value.

Test Mode: TX N-40M Mode 2452 MHz

Horizontal



No.	Freq. MHz	Reading Level dBuV/m	Correct Factor dB	Measure ment dBuV/m	Limit dBuV/m	Margin dB	Detector	Comment
1 *	2447.0000	68.12	32.56	100.68	54.00	46.68	AVG	No limit
2	2451.0000	72.18	32.57	104.75	74.00	30.75	Peak	No limit
3	2483.5000	23.20	32.66	55.86	74.00	-18.14	Peak	
4	2483.5000	16.20	32.66	48.86	54.00	-5.14	AVG	

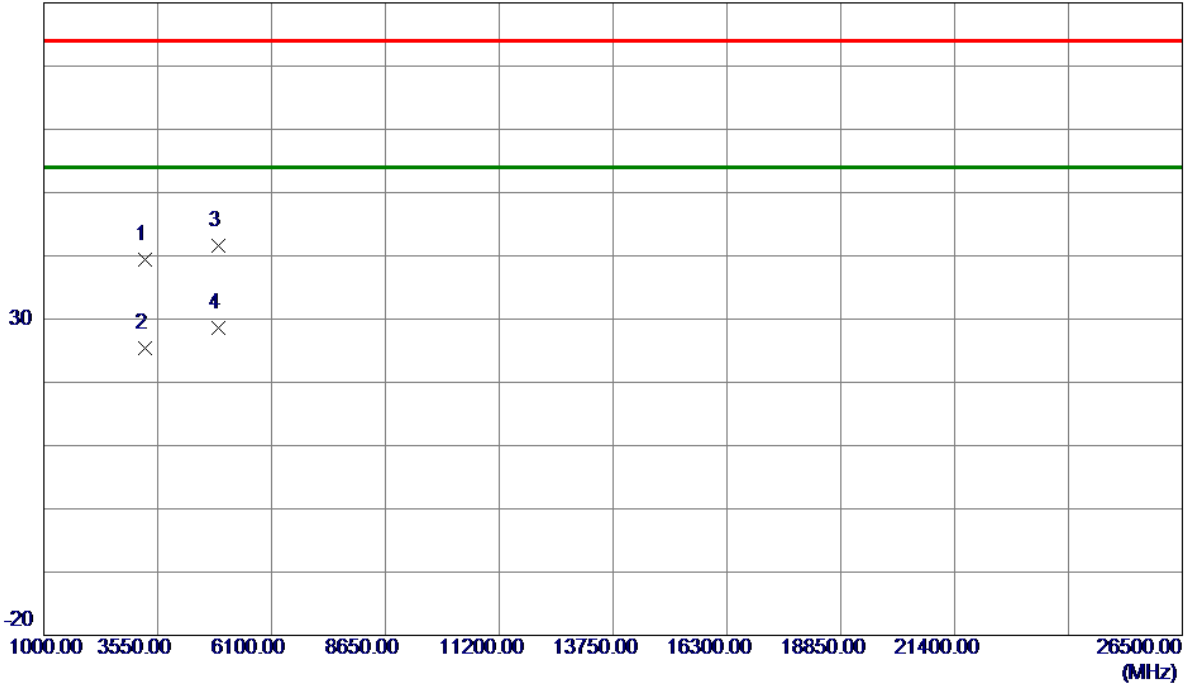
REMARKS:

- (1) Measurement Value = Reading Level + Correct Factor.
- (2) Margin Level = Measurement Value - Limit Value.

Test Mode: TX N-40M Mode 2452 MHz

Horizontal

80 dBuV/m

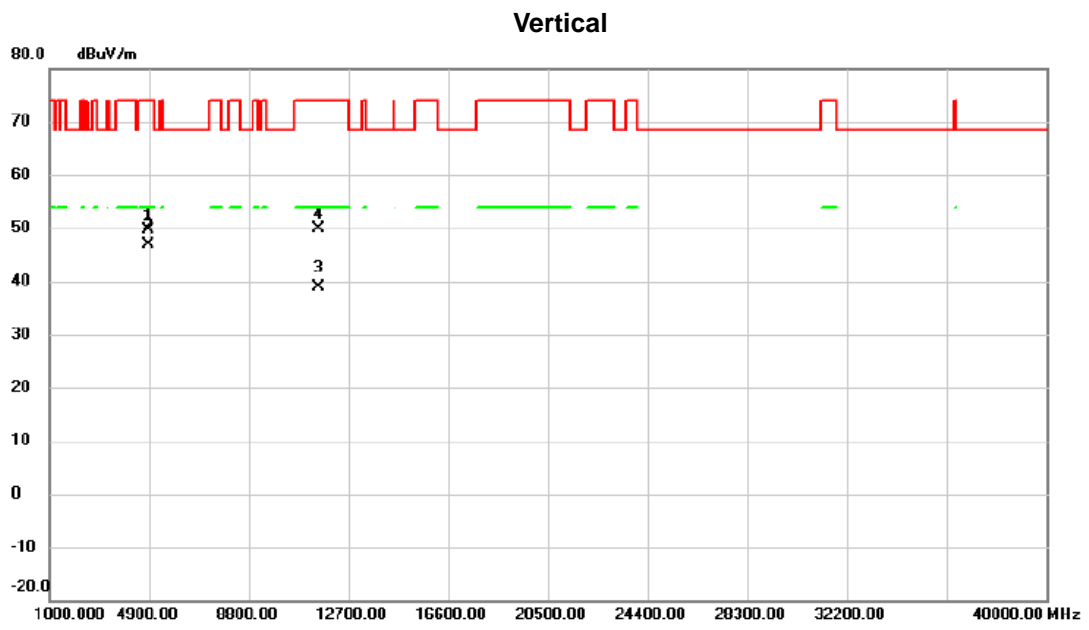


No.	Freq. MHz	Reading Level dBuV/m	Correct Factor dB	Measure ment dBuV/m	Limit dBuV/m	Margin dB	Detector	Comment
1	3270.1850	53.53	-14.20	39.33	74.00	-34.67	Peak	
2	3271.4950	39.64	-14.20	25.44	54.00	-28.56	AVG	
3	4903.4800	51.03	-9.39	41.64	74.00	-32.36	Peak	
4 *	4904.0000	37.91	-9.38	28.53	54.00	-25.47	AVG	

REMARKS:

- (1) Measurement Value = Reading Level + Correct Factor.
- (2) Margin Level = Measurement Value - Limit Value.

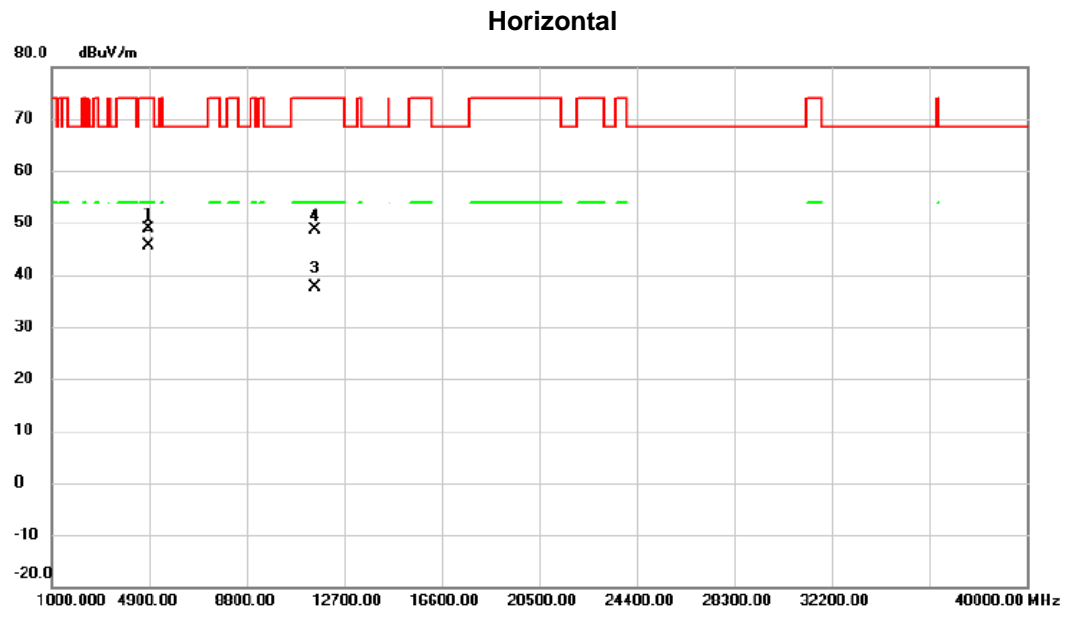
Test Mode: TX-CO-LOCATION N40 2422MHz & A 5240MHz



No.	Mk.	Freq. MHz	Reading Level dBuV	Correct Factor dB	Measure- ment dBuV/m	Limit dBuV/m	Margin dB	Detector	Comment
1		4873.380	59.11	-9.50	49.61	74.00	-24.39	peak	
2	*	4875.560	56.34	-9.49	46.85	54.00	-7.15	AVG	
3		11531.35	34.97	3.81	38.78	54.00	-15.22	AVG	
4		11535.44	46.18	3.81	49.99	74.00	-24.01	peak	

REMARKS:
 (1) Measurement Value = Reading Level + Correct Factor.
 (2) Margin Level = Measurement Value - Limit Value.

Test Mode: TX-CO-LOCATION N40 2422MHz & A 5240MHz



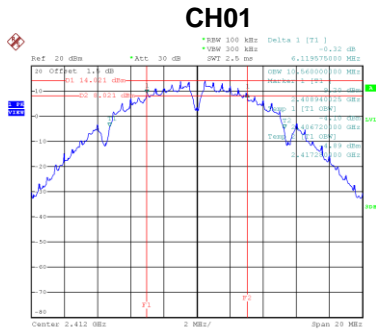
No. Mk.	Freq. MHz	Reading Level dBuV	Correct Factor dB	Measurement dBuV/m	Limit dBuV/m	Margin dB	Detector	Comment
1	4874.000	58.34	-9.50	48.84	74.00	-25.16	peak	
2 *	4874.830	55.11	-9.50	45.61	54.00	-8.39	AVG	
3	11528.16	33.86	3.81	37.67	54.00	-16.33	AVG	
4	11530.28	44.90	3.81	48.71	74.00	-25.29	peak	

REMARKS:
 (1) Measurement Value = Reading Level + Correct Factor.
 (2) Margin Level = Measurement Value - Limit Value.

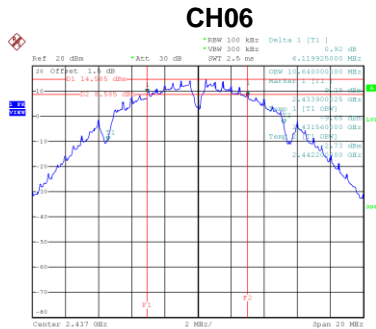
APPENDIX E - BANDWIDTH

Test Mode	TX B Mode
-----------	-----------

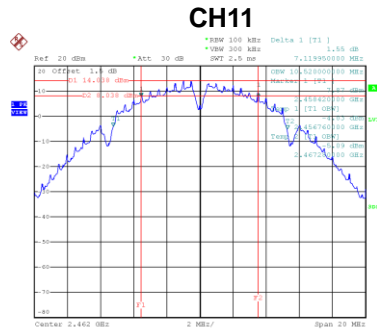
Channel	Frequency (MHz)	6 dB Bandwidth (MHz)	6 dB Bandwidth Min. Limit (kHz)	Result
01	2412	6.12	500	Complies
06	2437	6.12	500	Complies
11	2462	7.12	500	Complies



Date: 11-OCT-2019 20:17:01



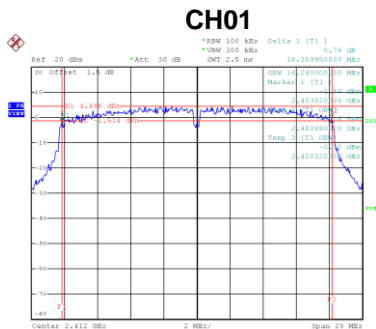
Date: 11-OCT-2019 20:19:21



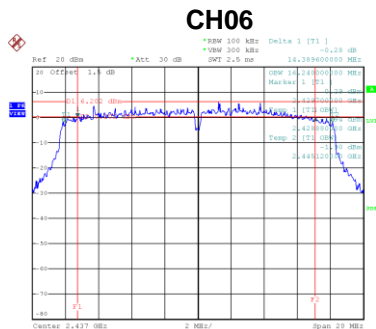
Date: 11-OCT-2019 20:32:10

Test Mode	TX G Mode
-----------	-----------

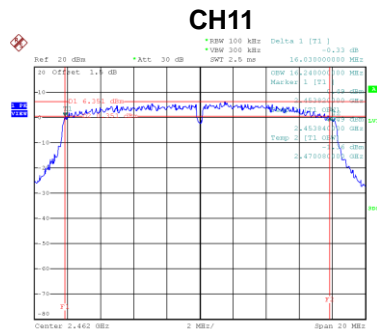
Channel	Frequency (MHz)	6 dB Bandwidth (MHz)	6 dB Bandwidth Min. Limit (kHz)	Result
01	2412	16.36	500	Complies
06	2437	14.39	500	Complies
11	2462	16.03	500	Complies



Date: 11-OCT-2019 20:39:42



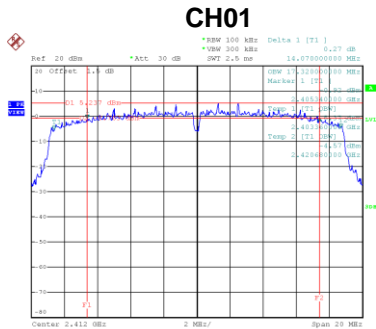
Date: 11-OCT-2019 20:45:59



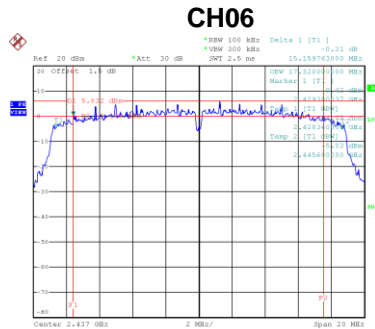
Date: 12-OCT-2019 09:02:19

Test Mode	TX N-20M Mode
-----------	---------------

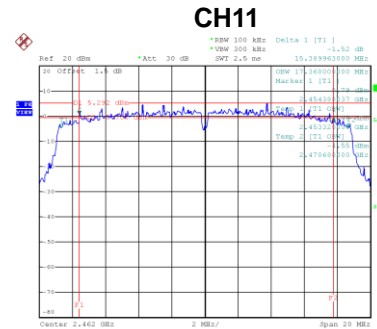
Channel	Frequency (MHz)	6 dB Bandwidth (MHz)	6 dB Bandwidth Min. Limit (kHz)	Result
01	2412	14.07	500	Complies
06	2437	15.16	500	Complies
11	2462	15.39	500	Complies



Date: 12.OCT.2019 09:10:15



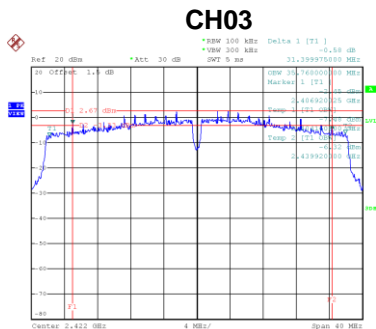
Date: 12.OCT.2019 09:11:42



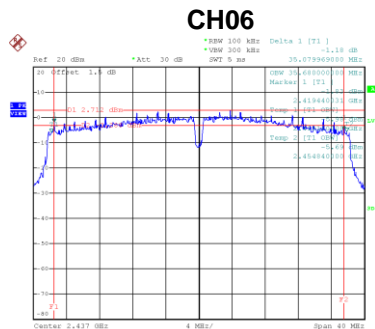
Date: 12.OCT.2019 09:11:06

Test Mode	TX N-40M Mode
-----------	---------------

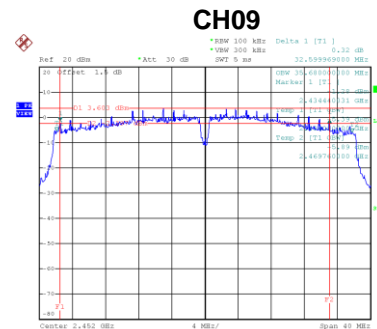
Channel	Frequency (MHz)	6 dB Bandwidth (MHz)	6 dB Bandwidth Min. Limit (kHz)	Result
03	2422	31.40	500	Complies
06	2437	35.08	500	Complies
09	2452	32.60	500	Complies



Date: 12.OCT.2019 09:20:38



Date: 12.OCT.2019 09:26:36



Date: 12.OCT.2019 09:12:14

APPENDIX F - MAXIMUM OUTPUT POWER

Test Mode	TX B Mode_Ant. 1
-----------	------------------

Channel	Frequency (MHz)	Peak Output Power (dBm)	Max. Limit (dBm)	Max. Limit (W)	Result
01	2412	25.92	30.00	1.0000	Complies
06	2437	26.07	30.00	1.0000	Complies
11	2462	25.72	30.00	1.0000	Complies

Test Mode	TX B Mode_Ant. 2
-----------	------------------

Channel	Frequency (MHz)	Peak Output Power (dBm)	Max. Limit (dBm)	Max. Limit (W)	Result
01	2412	24.27	30.00	1.0000	Complies
06	2437	24.98	30.00	1.0000	Complies
11	2462	24.79	30.00	1.0000	Complies

Test Mode	TX B Mode_Ant. 3
-----------	------------------

Channel	Frequency (MHz)	Peak Output Power (dBm)	Max. Limit (dBm)	Max. Limit (W)	Result
01	2412	23.72	30.00	1.0000	Complies
06	2437	22.43	30.00	1.0000	Complies
11	2462	22.91	30.00	1.0000	Complies

Test Mode	TX B Mode_Total
-----------	-----------------

Channel	Frequency (MHz)	Peak Output Power (dBm)	Max. Limit (dBm)	Max. Limit (W)	Result
01	2412	29.51	30.00	1.0000	Complies
06	2437	29.52	30.00	1.0000	Complies
11	2462	29.40	30.00	1.0000	Complies

Test Mode	TX G Mode_Ant. 1
-----------	------------------

Channel	Frequency (MHz)	Peak Output Power (dBm)	Max. Limit (dBm)	Max. Limit (W)	Result
01	2412	25.85	30.00	1.0000	Complies
06	2437	25.93	30.00	1.0000	Complies
11	2462	26.16	30.00	1.0000	Complies

Test Mode	TX G Mode_Ant. 2
-----------	------------------

Channel	Frequency (MHz)	Peak Output Power (dBm)	Max. Limit (dBm)	Max. Limit (W)	Result
01	2412	24.82	30.00	1.0000	Complies
06	2437	24.71	30.00	1.0000	Complies
11	2462	25.03	30.00	1.0000	Complies

Test Mode	TX G Mode_Ant. 3
-----------	------------------

Channel	Frequency (MHz)	Peak Output Power (dBm)	Max. Limit (dBm)	Max. Limit (W)	Result
01	2412	24.54	30.00	1.0000	Complies
06	2437	22.77	30.00	1.0000	Complies
11	2462	22.85	30.00	1.0000	Complies

Test Mode	TX G Mode_Total
-----------	-----------------

Channel	Frequency (MHz)	Peak Output Power (dBm)	Max. Limit (dBm)	Max. Limit (W)	Result
01	2412	29.88	30.00	1.0000	Complies
06	2437	29.43	30.00	1.0000	Complies
11	2462	29.66	30.00	1.0000	Complies

Test Mode	TX N-20M Mode_Ant. 1
-----------	----------------------

Channel	Frequency (MHz)	Peak Output Power (dBm)	Max. Limit (dBm)	Max. Limit (W)	Result
01	2412	25.54	30.00	1.0000	Complies
06	2437	25.93	30.00	1.0000	Complies
11	2462	26.03	30.00	1.0000	Complies

Test Mode	TX N-20M Mode_Ant. 2
-----------	----------------------

Channel	Frequency (MHz)	Peak Output Power (dBm)	Max. Limit (dBm)	Max. Limit (W)	Result
01	2412	24.52	30.00	1.0000	Complies
06	2437	24.47	30.00	1.0000	Complies
11	2462	25.10	30.00	1.0000	Complies

Test Mode	TX N-20M Mode_Ant. 3
-----------	----------------------

Channel	Frequency (MHz)	Peak Output Power (dBm)	Max. Limit (dBm)	Max. Limit (W)	Result
01	2412	23.89	30.00	1.0000	Complies
06	2437	22.72	30.00	1.0000	Complies
11	2462	23.16	30.00	1.0000	Complies

Test Mode	TX N-20M Mode_Total
-----------	---------------------

Channel	Frequency (MHz)	Peak Output Power (dBm)	Max. Limit (dBm)	Max. Limit (W)	Result
01	2412	29.48	30.00	1.0000	Complies
06	2437	29.34	30.00	1.0000	Complies
11	2462	29.69	30.00	1.0000	Complies

Test Mode	TX N-40M Mode_Ant. 1
-----------	----------------------

Channel	Frequency (MHz)	Peak Output Power (dBm)	Max. Limit (dBm)	Max. Limit (W)	Result
03	2422	26.19	30.00	1.0000	Complies
06	2437	26.10	30.00	1.0000	Complies
09	2452	25.77	30.00	1.0000	Complies

Test Mode	TX N-40M Mode_Ant. 2
-----------	----------------------

Channel	Frequency (MHz)	Peak Output Power (dBm)	Max. Limit (dBm)	Max. Limit (W)	Result
03	2422	25.06	30.00	1.0000	Complies
06	2437	25.27	30.00	1.0000	Complies
09	2452	24.59	30.00	1.0000	Complies

Test Mode	TX N-40M Mode_Ant. 3
-----------	----------------------

Channel	Frequency (MHz)	Peak Output Power (dBm)	Max. Limit (dBm)	Max. Limit (W)	Result
03	2422	23.96	30.00	1.0000	Complies
06	2437	22.75	30.00	1.0000	Complies
09	2452	22.11	30.00	1.0000	Complies

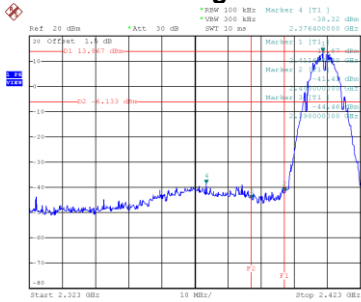
Test Mode	TX N-40M Mode_Total
-----------	---------------------

Channel	Frequency (MHz)	Peak Output Power (dBm)	Max. Limit (dBm)	Max. Limit (W)	Result
03	2422	29.94	30.00	1.0000	Complies
06	2437	29.70	30.00	1.0000	Complies
09	2452	29.18	30.00	1.0000	Complies

APPENDIX G - CONDUCTED SPURIOUS EMISSIONS

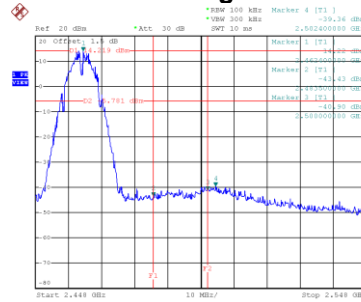
Test Mode TX B Mode_Ant. 1

Bandedge-CH01



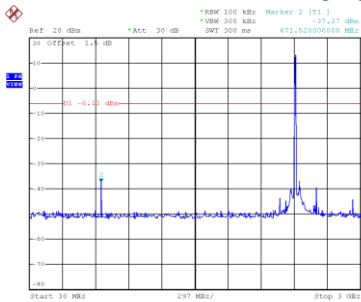
Date: 11.OCT.2019 20:17:56

Bandedge-CH11

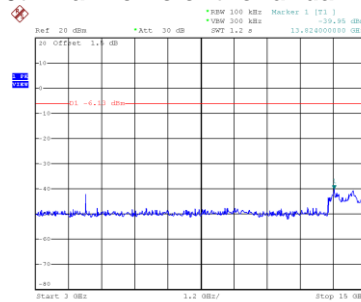


Date: 11.OCT.2019 20:32:14

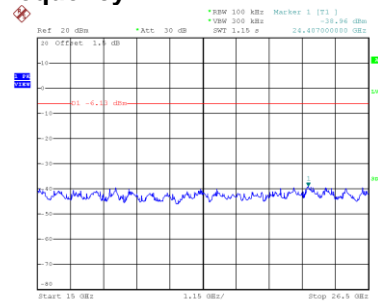
CH01 – 10th Harmonic of the fundamental frequency



Date: 11.OCT.2019 20:18:09

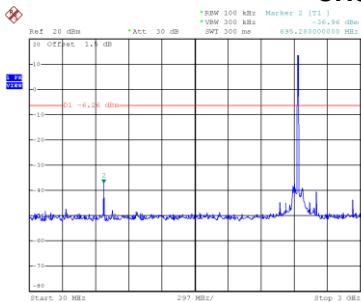


Date: 11.OCT.2019 20:18:16

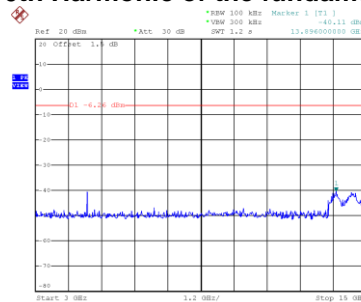


Date: 11.OCT.2019 20:18:23

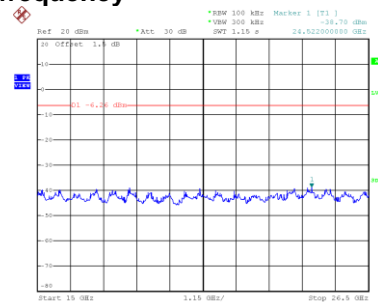
CH06 – 10th Harmonic of the fundamental frequency



Date: 11.OCT.2019 20:19:41

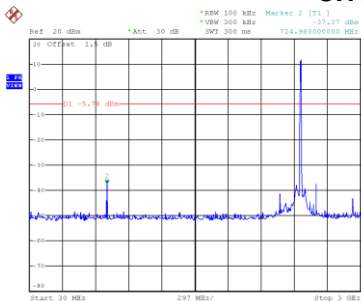


Date: 11.OCT.2019 20:19:48

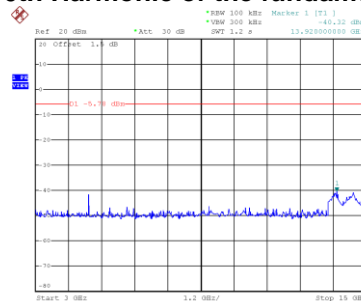


Date: 11.OCT.2019 20:19:56

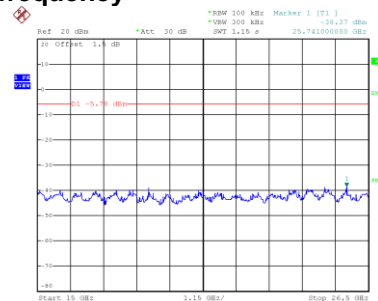
CH11 – 10th Harmonic of the fundamental frequency



Date: 11.OCT.2019 20:32:47



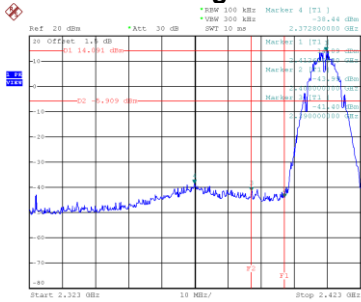
Date: 11.OCT.2019 20:32:54



Date: 11.OCT.2019 20:33:01

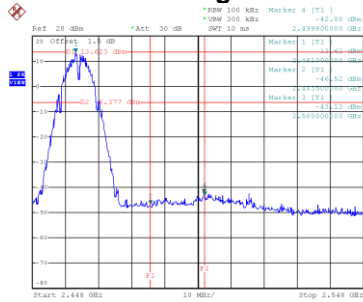
Test Mode TX B Mode_Ant. 2

Bandedge-CH01



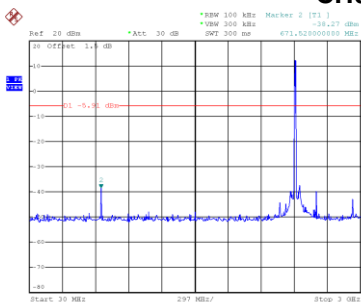
Date: 11.OCT.2019 20:16:15

Bandedge-CH11

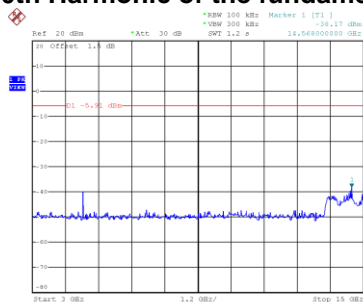


Date: 11.OCT.2019 20:30:47

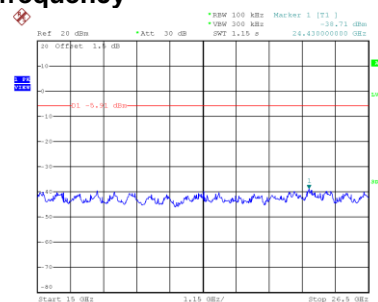
CH01 – 10th Harmonic of the fundamental frequency



Date: 11.OCT.2019 20:16:29

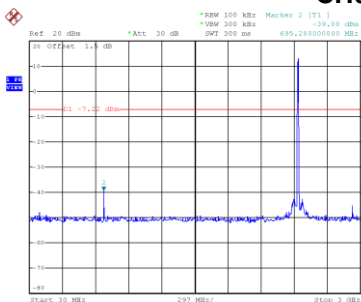


Date: 11.OCT.2019 20:16:36

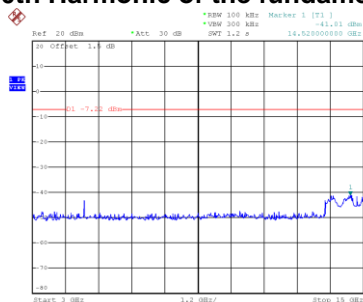


Date: 11.OCT.2019 20:16:43

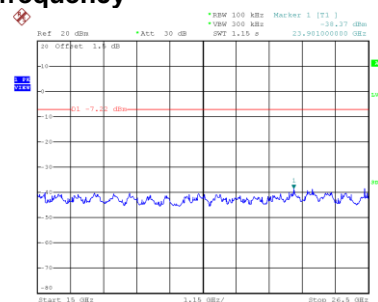
CH06 – 10th Harmonic of the fundamental frequency



Date: 11.OCT.2019 20:21:12

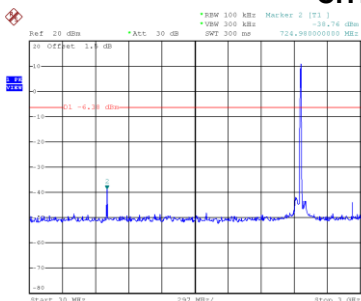


Date: 11.OCT.2019 20:21:19

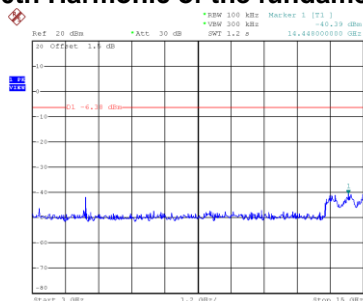


Date: 11.OCT.2019 20:21:26

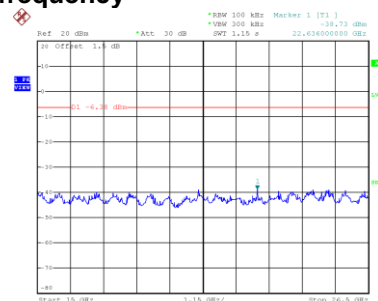
CH11 – 10th Harmonic of the fundamental frequency



Date: 11.OCT.2019 20:31:00



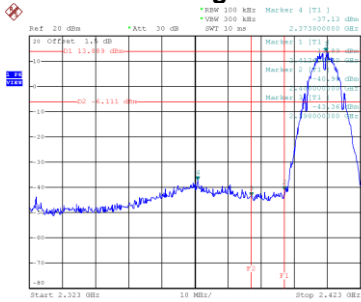
Date: 11.OCT.2019 20:31:07



Date: 11.OCT.2019 20:31:15

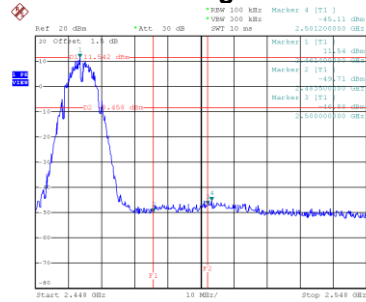
Test Mode TX B Mode_Ant. 3

Bandedge-CH01



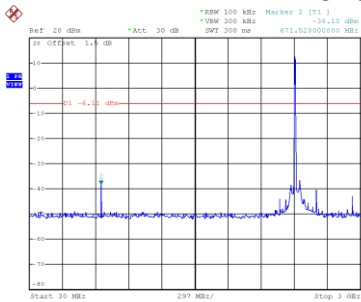
Date: 11.OCT.2019 20:14:59

Bandedge-CH11

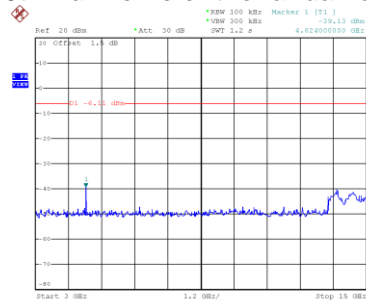


Date: 11.OCT.2019 20:19:04

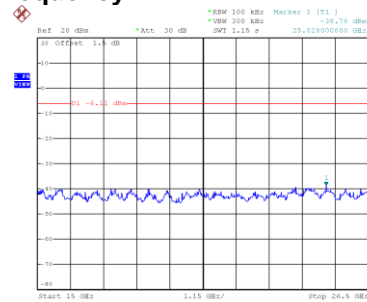
CH01 – 10th Harmonic of the fundamental frequency



Date: 11.OCT.2019 20:15:12

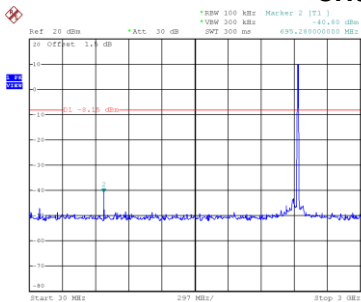


Date: 11.OCT.2019 20:15:19

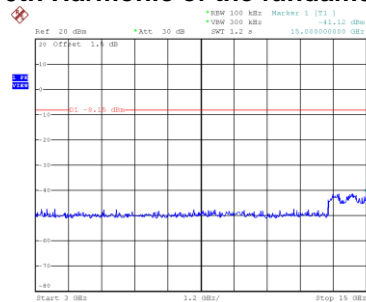


Date: 11.OCT.2019 20:15:26

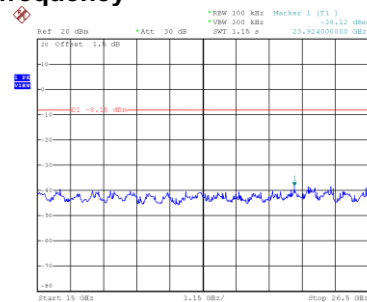
CH06 – 10th Harmonic of the fundamental frequency



Date: 11.OCT.2019 20:22:43

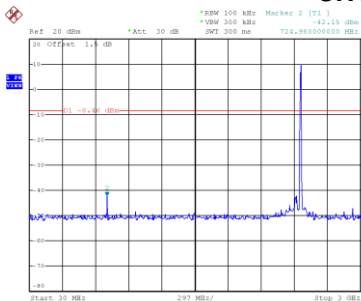


Date: 11.OCT.2019 20:22:51

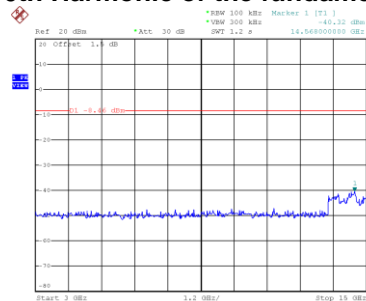


Date: 11.OCT.2019 20:22:58

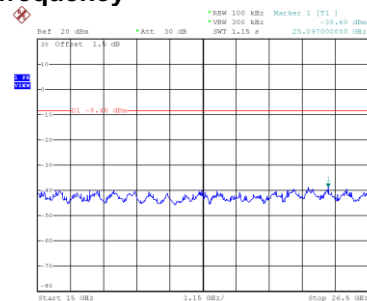
CH11 – 10th Harmonic of the fundamental frequency



Date: 11.OCT.2019 20:29:17



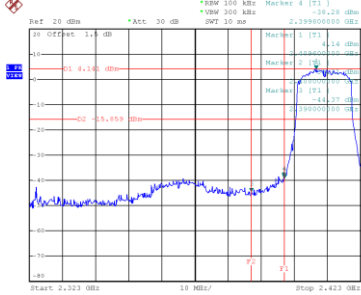
Date: 11.OCT.2019 20:29:24



Date: 11.OCT.2019 20:29:31

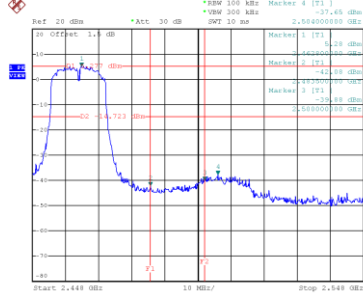
Test Mode TX G Mode_Ant. 1

Bandedge-CH01



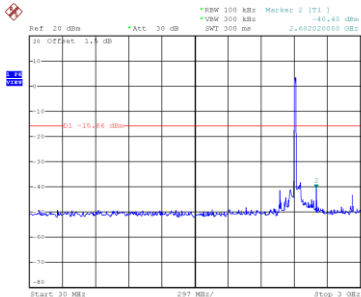
Date: 11.OCT.2019 20:40:06

Bandedge-CH11

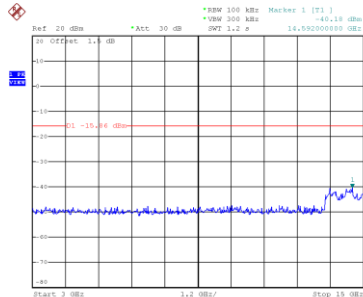


Date: 12.OCT.2019 09:02:26

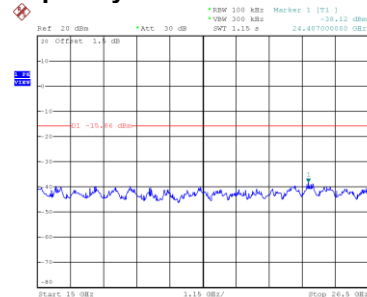
CH01 – 10th Harmonic of the fundamental frequency



Date: 11.OCT.2019 20:40:19

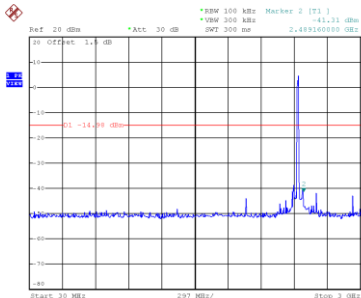


Date: 11.OCT.2019 20:40:26

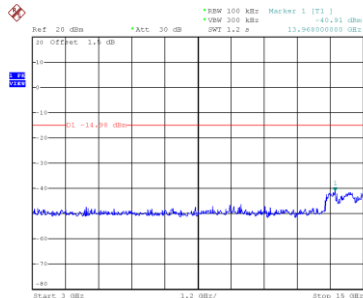


Date: 11.OCT.2019 20:40:33

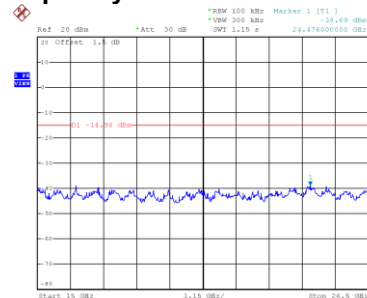
CH06 – 10th Harmonic of the fundamental frequency



Date: 11.OCT.2019 20:46:19

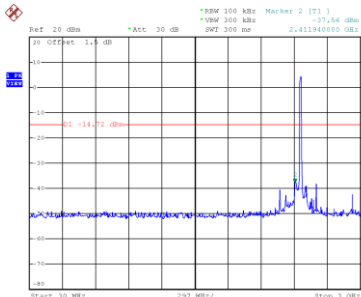


Date: 11.OCT.2019 20:46:26

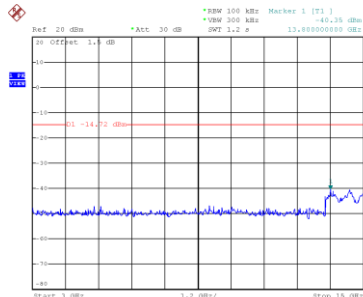


Date: 11.OCT.2019 20:46:33

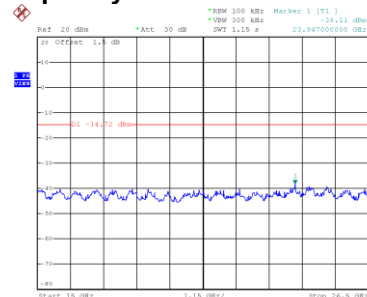
CH11 – 10th Harmonic of the fundamental frequency



Date: 12.OCT.2019 09:02:39



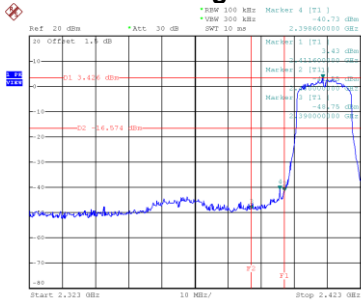
Date: 12.OCT.2019 09:02:46



Date: 12.OCT.2019 09:02:53

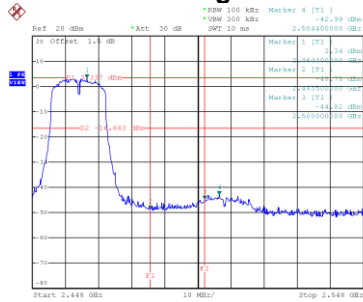
Test Mode TX G Mode_Ant. 2

Bandedge-CH01



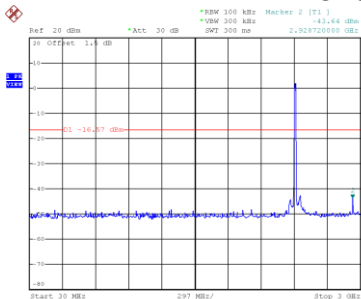
Date: 11.OCT.2019 20:41:21

Bandedge-CH11

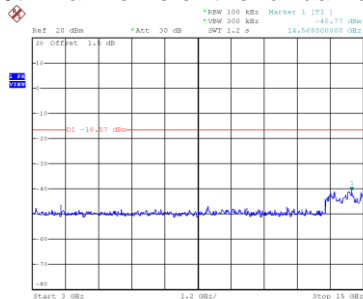


Date: 12.OCT.2019 09:04:23

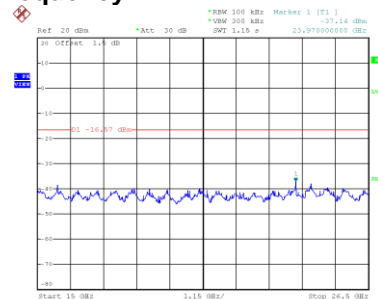
CH01 – 10th Harmonic of the fundamental frequency



Date: 11.OCT.2019 20:41:34

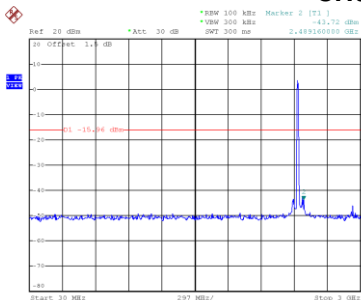


Date: 11.OCT.2019 20:41:42

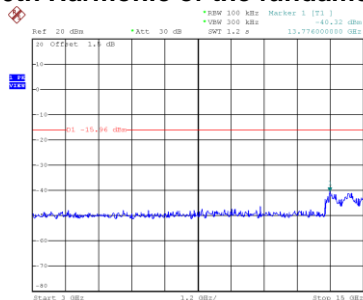


Date: 11.OCT.2019 20:41:49

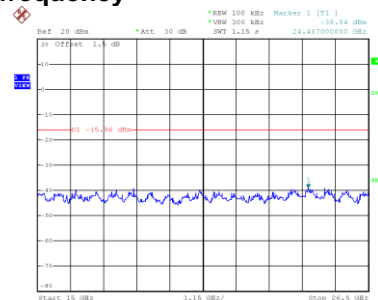
CH06 – 10th Harmonic of the fundamental frequency



Date: 11.OCT.2019 20:45:07

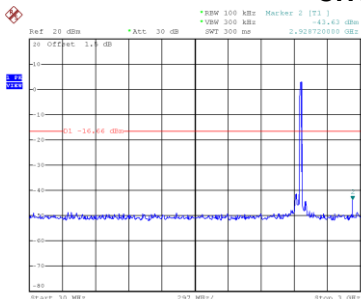


Date: 11.OCT.2019 20:45:14

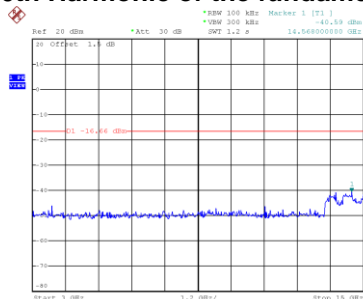


Date: 11.OCT.2019 20:45:21

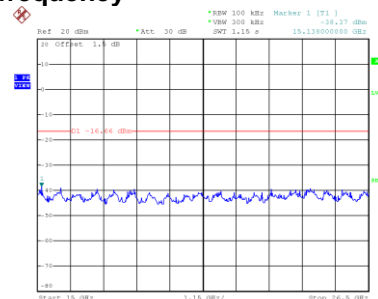
CH11 – 10th Harmonic of the fundamental frequency



Date: 12.OCT.2019 09:04:36



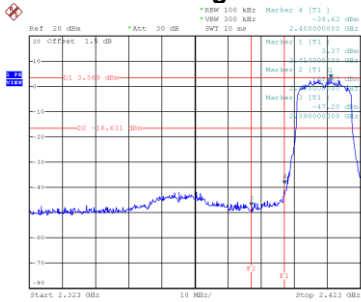
Date: 12.OCT.2019 09:04:43



Date: 12.OCT.2019 09:04:50

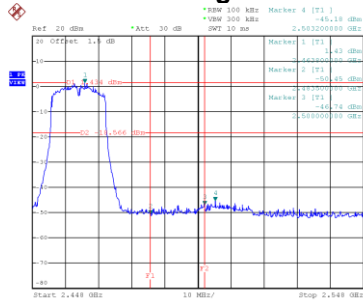
Test Mode TX G Mode_Ant. 3

Bandedge-CH01



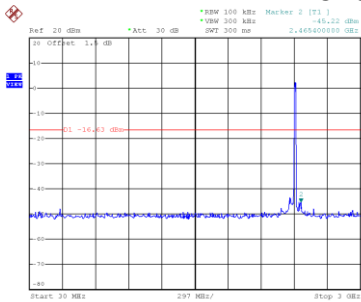
Date: 11.OCT.2019 20:42:14

Bandedge-CH11

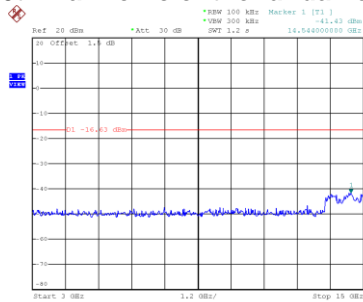


Date: 12.OCT.2019 09:05:16

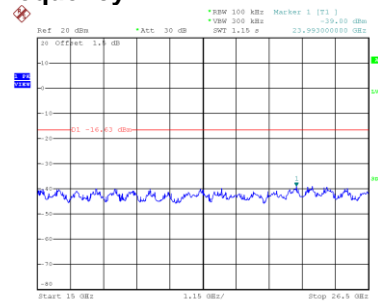
CH01 – 10th Harmonic of the fundamental frequency



Date: 11.OCT.2019 20:42:17

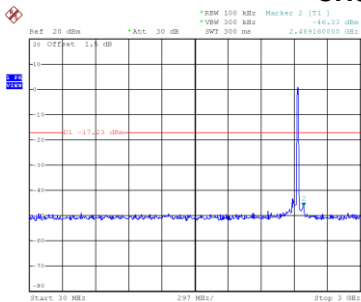


Date: 11.OCT.2019 20:42:44

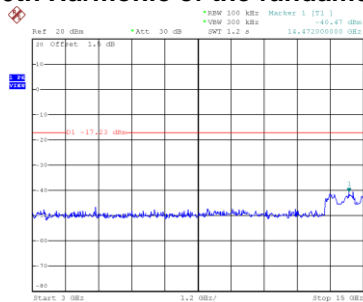


Date: 11.OCT.2019 20:42:51

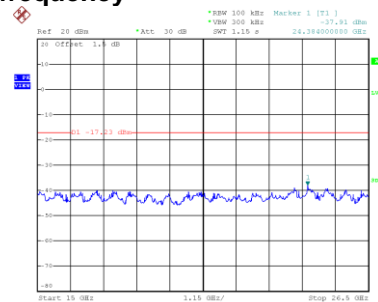
CH06 – 10th Harmonic of the fundamental frequency



Date: 11.OCT.2019 20:43:57

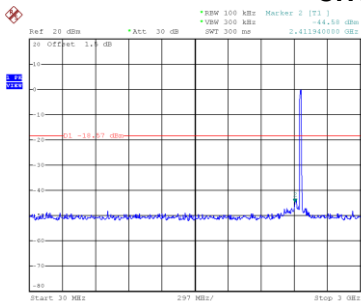


Date: 11.OCT.2019 20:44:04

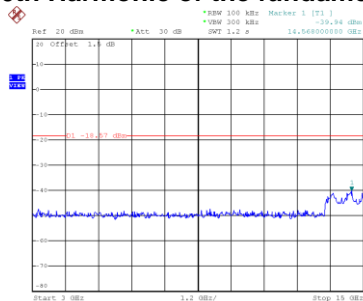


Date: 11.OCT.2019 20:44:11

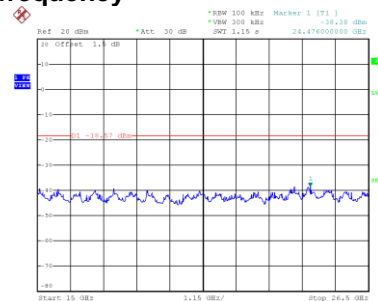
CH11 – 10th Harmonic of the fundamental frequency



Date: 12.OCT.2019 09:05:19



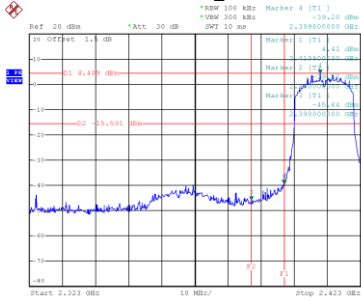
Date: 12.OCT.2019 09:05:46



Date: 12.OCT.2019 09:05:53

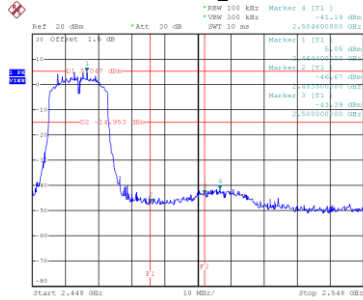
Test Mode TX N-20M Mode_Ant. 1

Bandedge-CH01



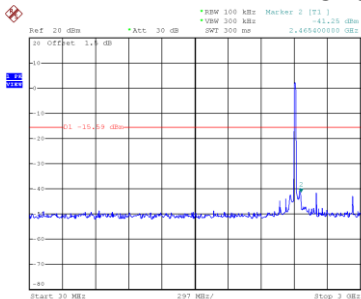
Date: 12.OCT.2019 09:09:02

Bandedge-CH11

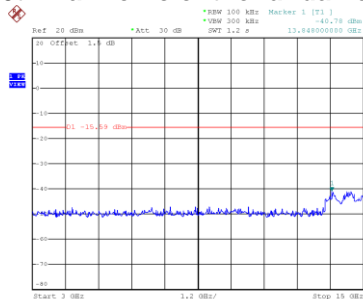


Date: 12.OCT.2019 09:17:30

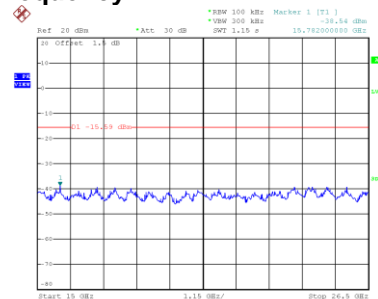
CH01 – 10th Harmonic of the fundamental frequency



Date: 12.OCT.2019 09:09:15

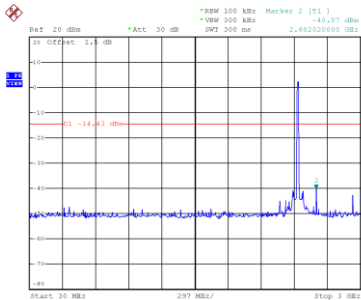


Date: 12.OCT.2019 09:09:22

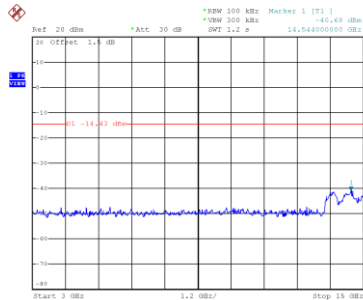


Date: 12.OCT.2019 09:09:29

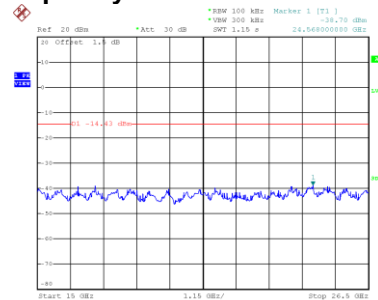
CH06 – 10th Harmonic of the fundamental frequency



Date: 12.OCT.2019 09:11:02

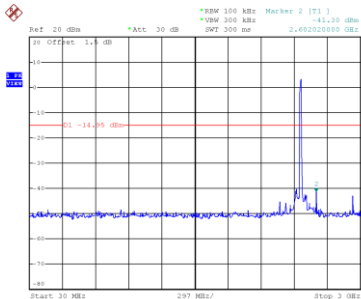


Date: 12.OCT.2019 09:11:10

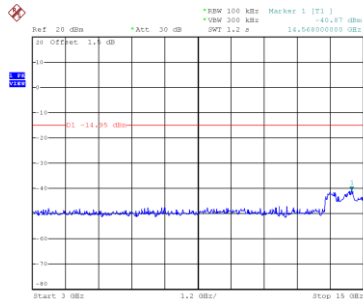


Date: 12.OCT.2019 09:11:17

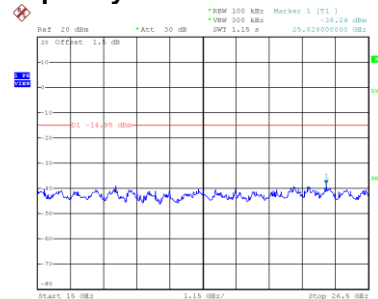
CH11 – 10th Harmonic of the fundamental frequency



Date: 12.OCT.2019 09:17:43



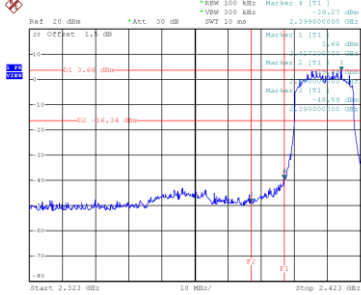
Date: 12.OCT.2019 09:17:50



Date: 12.OCT.2019 09:17:57

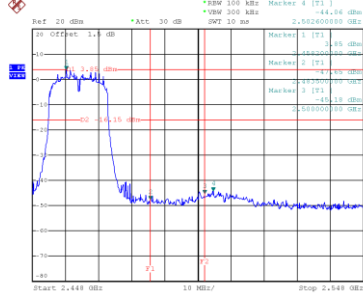
Test Mode TX N-20M Mode_Ant. 2

Bandedge-CH01



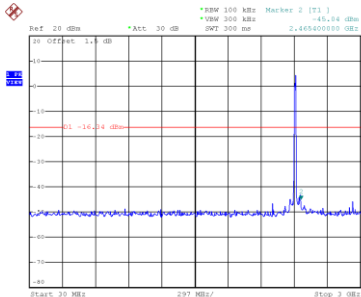
Date: 12.OCT.2019 09:07:45

Bandedge-CH11

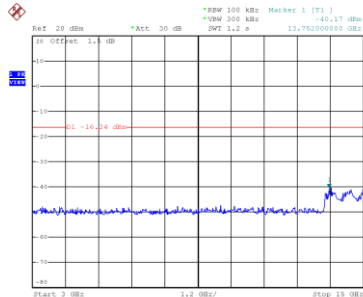


Date: 12.OCT.2019 09:15:55

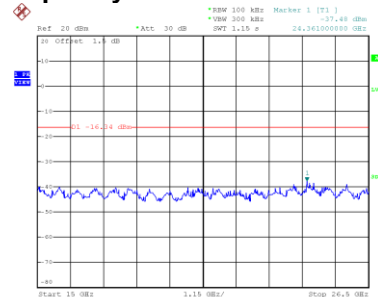
CH01 – 10th Harmonic of the fundamental frequency



Date: 12.OCT.2019 09:07:58

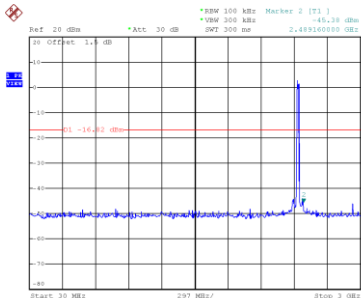


Date: 12.OCT.2019 09:08:05

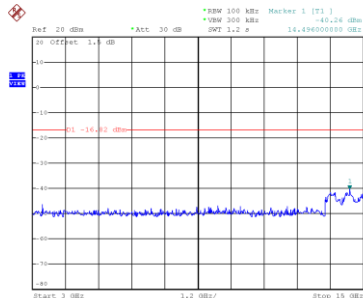


Date: 12.OCT.2019 09:08:12

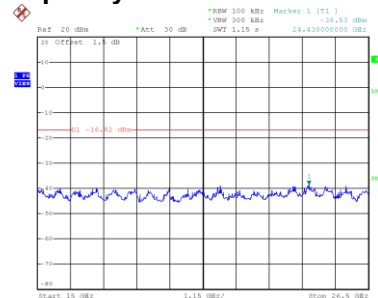
CH06 – 10th Harmonic of the fundamental frequency



Date: 12.OCT.2019 09:12:13

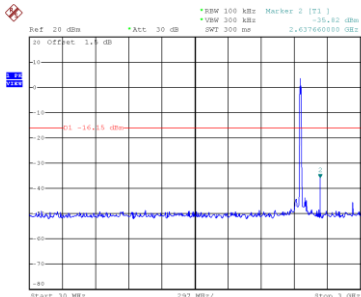


Date: 12.OCT.2019 09:12:20

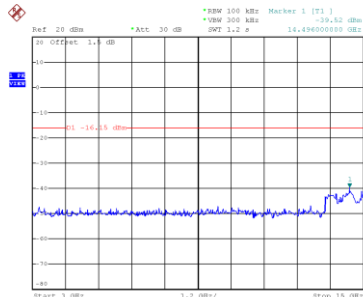


Date: 12.OCT.2019 09:12:27

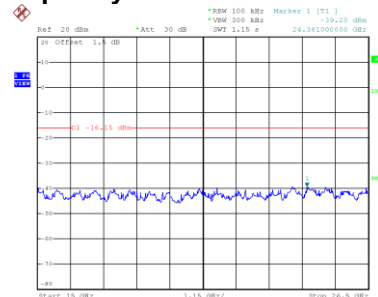
CH11 – 10th Harmonic of the fundamental frequency



Date: 12.OCT.2019 09:16:08



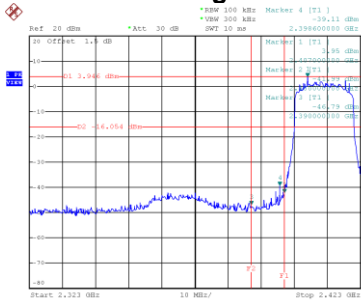
Date: 12.OCT.2019 09:16:15



Date: 12.OCT.2019 09:16:22

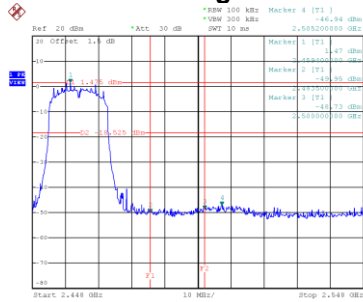
Test Mode TX N-20M Mode_Ant. 3

Bandedge-CH01



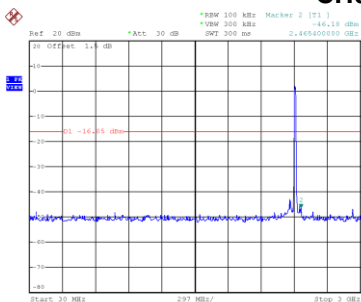
Date: 12.OCT.2019 09:06:39

Bandedge-CH11

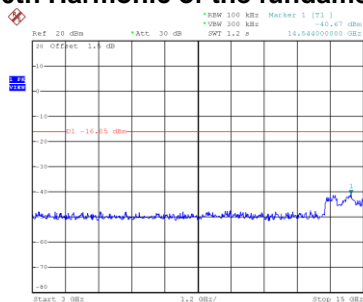


Date: 12.OCT.2019 09:14:43

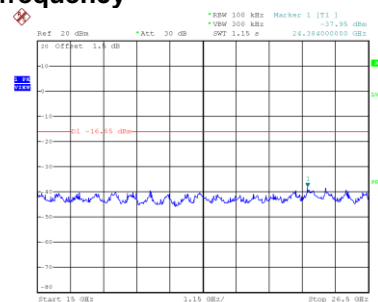
CH01 – 10th Harmonic of the fundamental frequency



Date: 12.OCT.2019 09:06:52

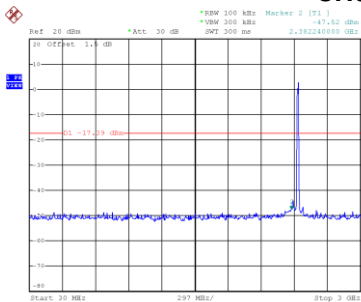


Date: 12.OCT.2019 09:06:59

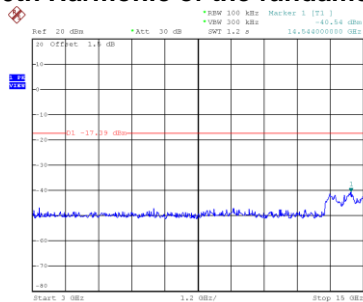


Date: 12.OCT.2019 09:07:06

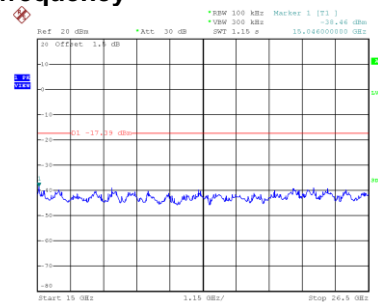
CH06 – 10th Harmonic of the fundamental frequency



Date: 12.OCT.2019 09:13:23

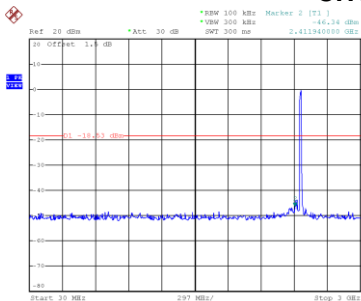


Date: 12.OCT.2019 09:13:30

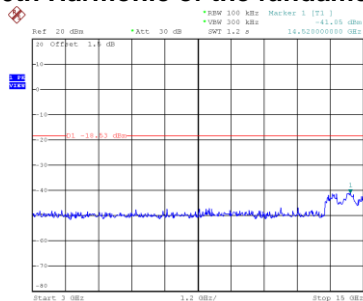


Date: 12.OCT.2019 09:13:37

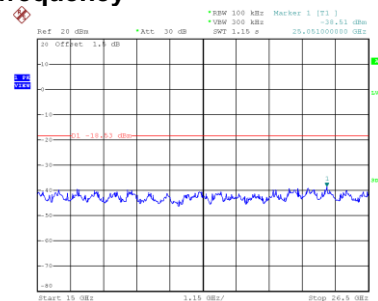
CH11 – 10th Harmonic of the fundamental frequency



Date: 12.OCT.2019 09:14:56



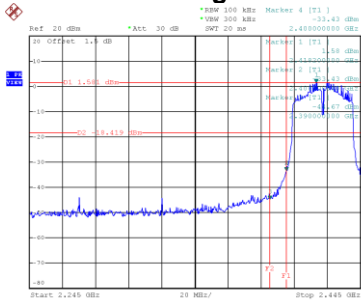
Date: 12.OCT.2019 09:15:03



Date: 12.OCT.2019 09:15:10

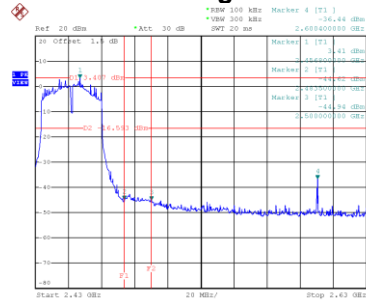
Test Mode TX N-40M Mode_Ant. 1

Bandedge-CH03



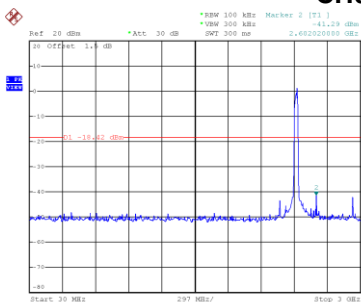
Date: 12.OCT.2019 09:21:02

Bandedge-CH09

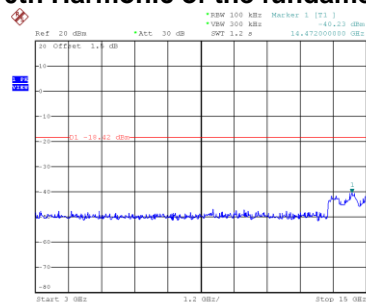


Date: 12.OCT.2019 09:28:09

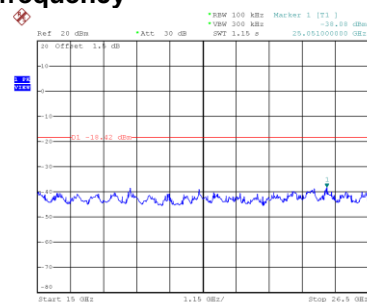
CH03 – 10th Harmonic of the fundamental frequency



Date: 12.OCT.2019 09:21:15

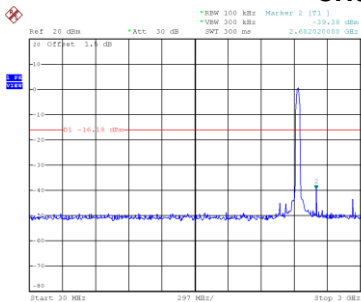


Date: 12.OCT.2019 09:21:22

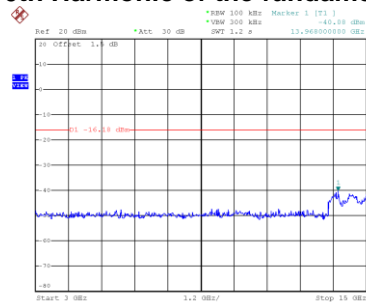


Date: 12.OCT.2019 09:21:29

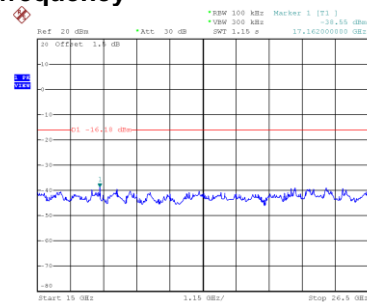
CH06 – 10th Harmonic of the fundamental frequency



Date: 12.OCT.2019 09:26:56

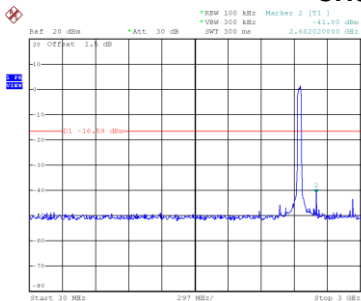


Date: 12.OCT.2019 09:27:03

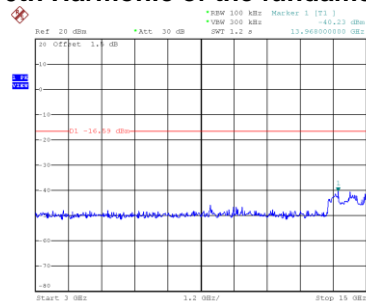


Date: 12.OCT.2019 09:27:10

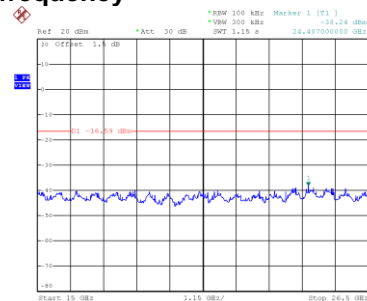
CH09 – 10th Harmonic of the fundamental frequency



Date: 12.OCT.2019 09:28:22



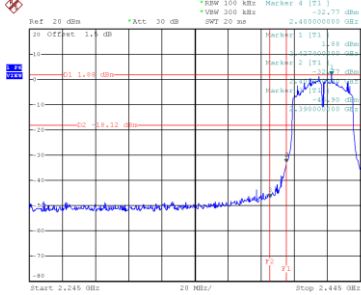
Date: 12.OCT.2019 09:28:29



Date: 12.OCT.2019 09:28:36

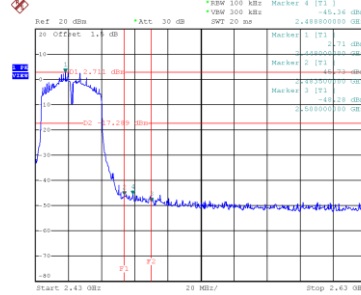
Test Mode TX N-40M Mode_Ant. 2

Bandedge-CH03



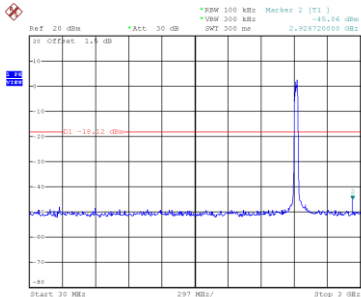
Date: 12.OCT.2019 09:22:07

Bandedge-CH09

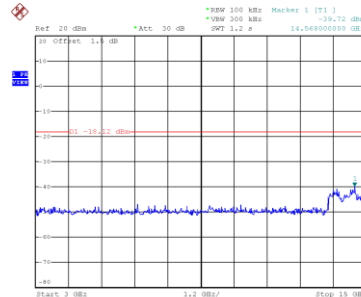


Date: 12.OCT.2019 09:29:28

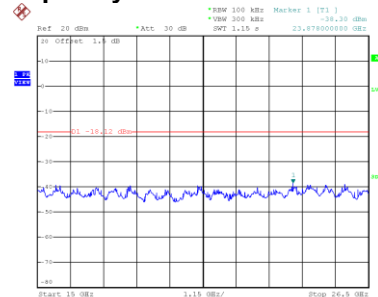
CH03 – 10th Harmonic of the fundamental frequency



Date: 12.OCT.2019 09:22:20

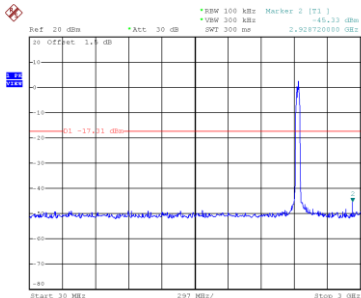


Date: 12.OCT.2019 09:22:27

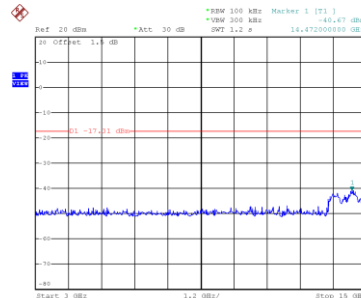


Date: 12.OCT.2019 09:22:34

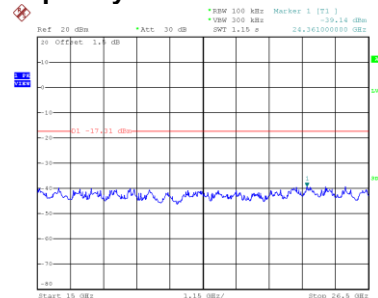
CH06 – 10th Harmonic of the fundamental frequency



Date: 12.OCT.2019 09:25:57

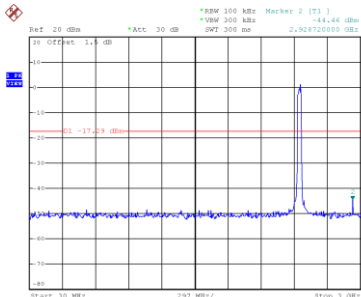


Date: 12.OCT.2019 09:26:04

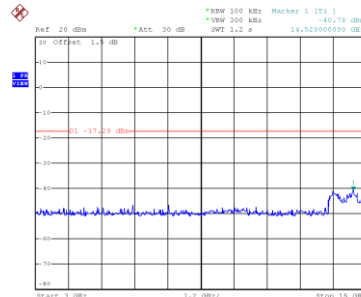


Date: 12.OCT.2019 09:26:11

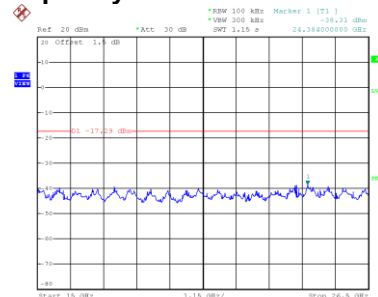
CH09 – 10th Harmonic of the fundamental frequency



Date: 12.OCT.2019 09:29:41



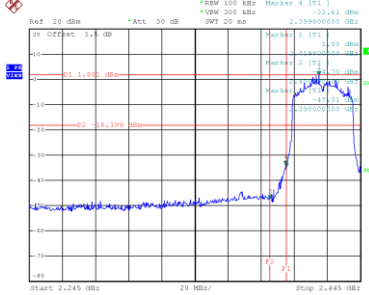
Date: 12.OCT.2019 09:29:48



Date: 12.OCT.2019 09:29:55

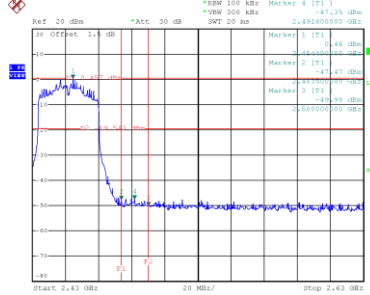
Test Mode TX N-40M Mode_Ant. 3

Bandedge-CH03



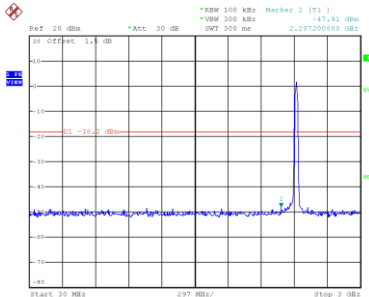
Date: 12.OCT.2019 09:23:17

Bandedge-CH09

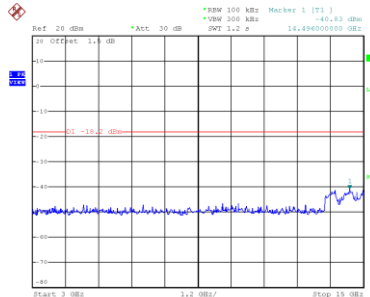


Date: 12.OCT.2019 09:30:30

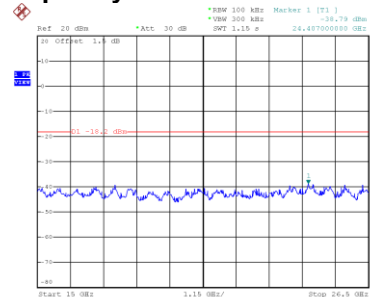
CH03 – 10th Harmonic of the fundamental frequency



Date: 12.OCT.2019 09:23:10

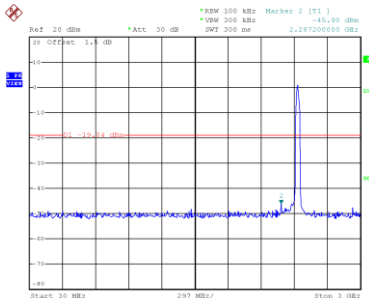


Date: 12.OCT.2019 09:23:37

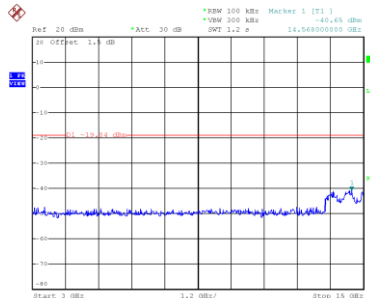


Date: 12.OCT.2019 09:23:44

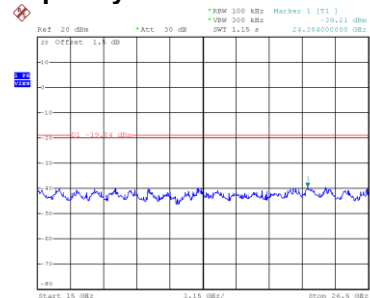
CH06 – 10th Harmonic of the fundamental frequency



Date: 12.OCT.2019 09:24:59

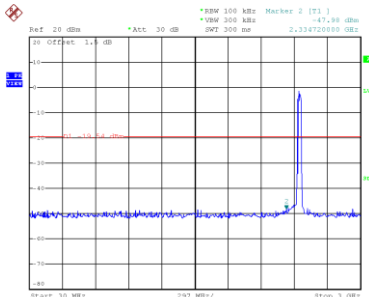


Date: 12.OCT.2019 09:25:06

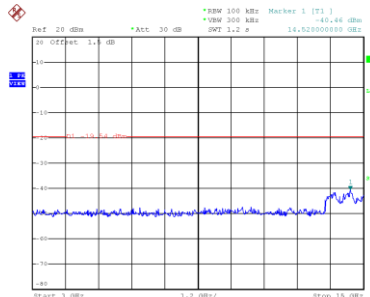


Date: 12.OCT.2019 09:25:13

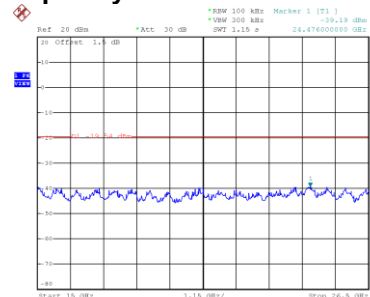
CH09 – 10th Harmonic of the fundamental frequency



Date: 12.OCT.2019 09:30:43



Date: 12.OCT.2019 09:30:50

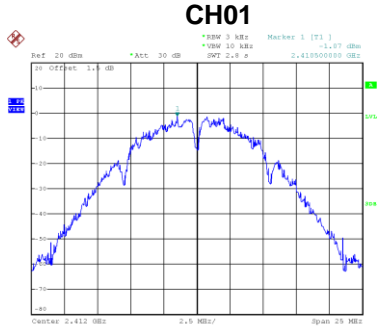


Date: 12.OCT.2019 09:30:57

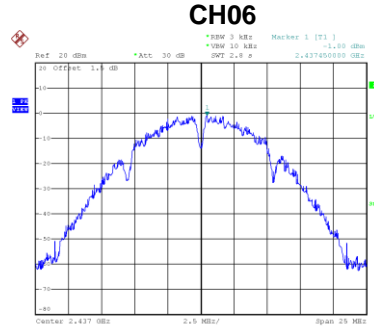
APPENDIX H - POWER SPECTRAL DENSITY

Test Mode	TX B Mode_Ant. 1
-----------	------------------

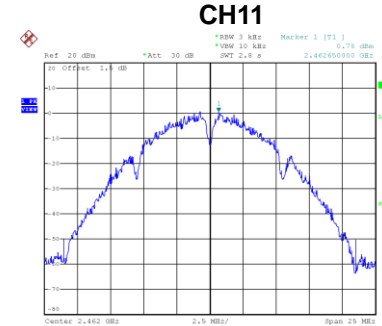
Channel	Frequency (MHz)	Power Spectral Density (dBm/3kHz)	Max. Limit (dBm/3kHz)	Result
01	2412	-1.07	6.23	Complies
06	2437	-1.00	6.23	Complies
11	2462	0.78	6.23	Complies



Date: 11-OCT-2019 20:00:07



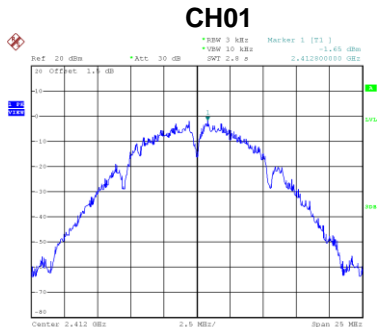
Date: 11-OCT-2019 20:02:30



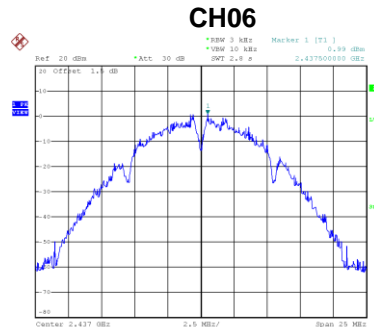
Date: 11-OCT-2019 20:03:29

Test Mode	TX B Mode_Ant. 2
-----------	------------------

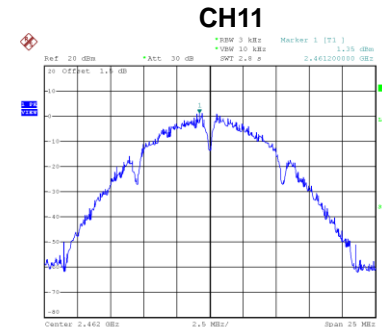
Channel	Frequency (MHz)	Power Spectral Density (dBm/3kHz)	Max. Limit (dBm/3kHz)	Result
01	2412	-1.65	6.23	Complies
06	2437	0.99	6.23	Complies
11	2462	1.35	6.23	Complies



Date: 11-OCT-2019 20:01:28



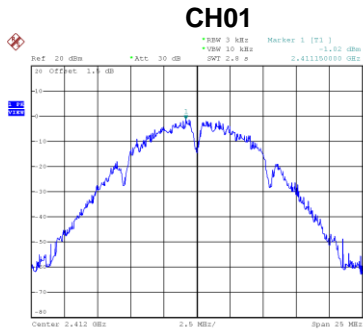
Date: 11-OCT-2019 20:02:21



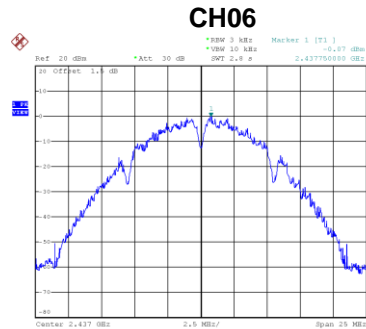
Date: 11-OCT-2019 20:03:21

Test Mode	TX B Mode_Ant. 3
-----------	------------------

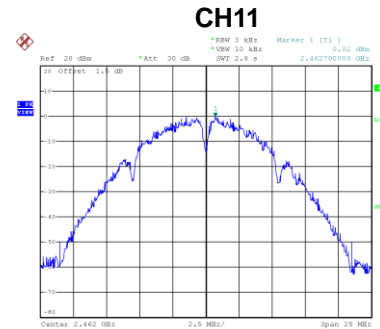
Channel	Frequency (MHz)	Power Spectral Density (dBm/3kHz)	Max. Limit (dBm/3kHz)	Result
01	2412	-1.02	6.23	Complies
06	2437	-0.07	6.23	Complies
11	2462	0.02	6.23	Complies



Date: 11-OCT-2019 20:00:45



Date: 11-OCT-2019 20:02:38



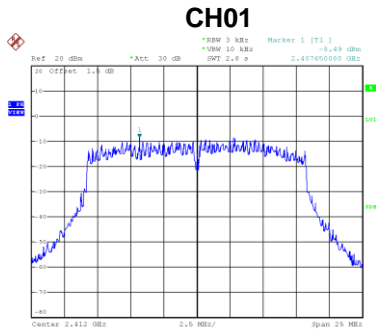
Date: 11-OCT-2019 20:03:12

Test Mode	TX B Mode_Total
-----------	-----------------

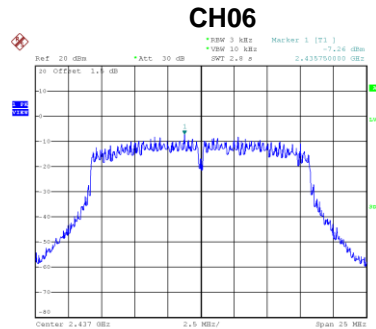
Channel	Frequency (MHz)	Power Spectral Density (dBm/3kHz)	Max. Limit (dBm/3kHz)	Result
01	2412	3.53	6.23	Complies
06	2437	4.82	6.23	Complies
11	2462	5.52	6.23	Complies

Test Mode	TX G Mode_Ant. 1
-----------	------------------

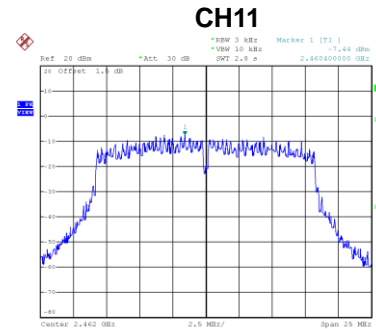
Channel	Frequency (MHz)	Power Spectral Density (dBm/3kHz)	Max. Limit (dBm/3kHz)	Result
01	2412	-8.49	6.23	Complies
06	2437	-7.26	6.23	Complies
11	2462	-7.44	6.23	Complies



Date: 11-OCT-2019 20:04:18



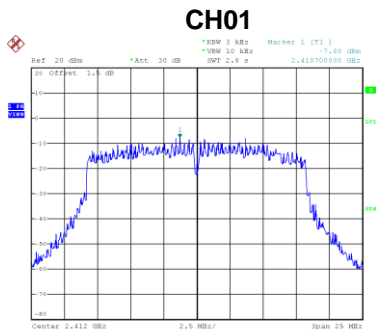
Date: 11-OCT-2019 20:05:21



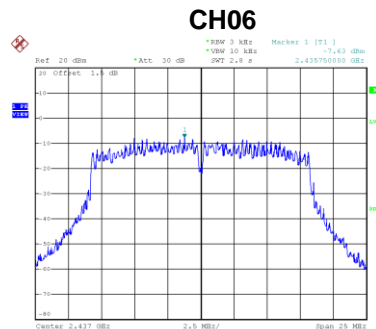
Date: 11-OCT-2019 20:05:49

Test Mode	TX G Mode_Ant. 2
-----------	------------------

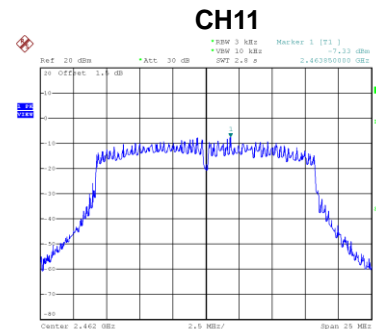
Channel	Frequency (MHz)	Power Spectral Density (dBm/3kHz)	Max. Limit (dBm/3kHz)	Result
01	2412	-7.80	6.23	Complies
06	2437	-7.63	6.23	Complies
11	2462	-7.33	6.23	Complies



Date: 11-OCT-2019 20:04:27



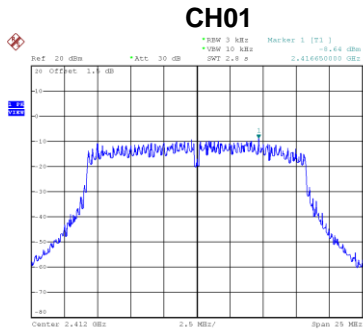
Date: 11-OCT-2019 20:05:12



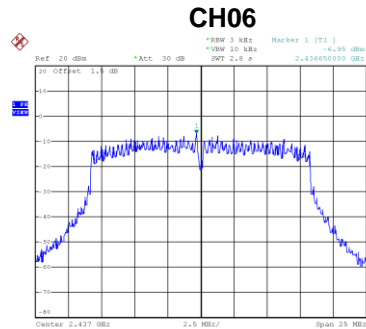
Date: 11-OCT-2019 20:05:58

Test Mode	TX G Mode_Ant. 3
-----------	------------------

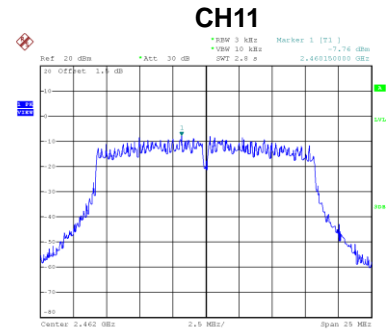
Channel	Frequency (MHz)	Power Spectral Density (dBm/3kHz)	Max. Limit (dBm/3kHz)	Result
01	2412	-8.64	6.23	Complies
06	2437	-6.95	6.23	Complies
11	2462	-7.76	6.23	Complies



Date: 11-OCT-2019 20:04:35



Date: 11-OCT-2019 20:05:04



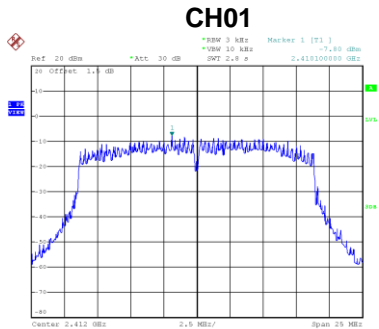
Date: 11-OCT-2019 20:06:06

Test Mode	TX G Mode_Total
-----------	-----------------

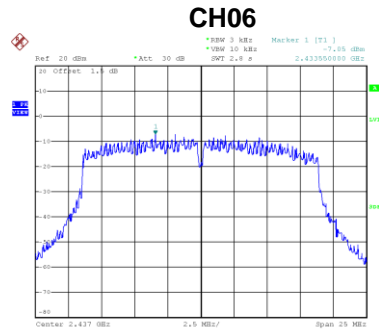
Channel	Frequency (MHz)	Power Spectral Density (dBm/3kHz)	Max. Limit (dBm/3kHz)	Result
01	2412	-3.52	6.23	Complies
06	2437	-2.50	6.23	Complies
11	2462	-2.73	6.23	Complies

Test Mode	TX N-20M Mode_Ant. 1
-----------	----------------------

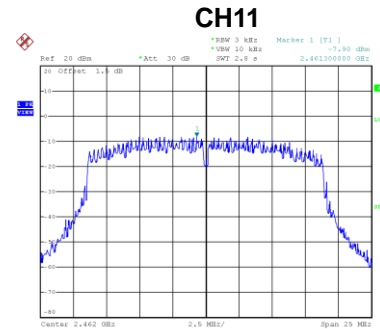
Channel	Frequency (MHz)	Power Spectral Density (dBm/3kHz)	Max. Limit (dBm/3kHz)	Result
01	2412	-7.80	6.23	Complies
06	2437	-7.05	6.23	Complies
11	2462	-7.90	6.23	Complies



Date: 11-OCT-2019 20:07:10



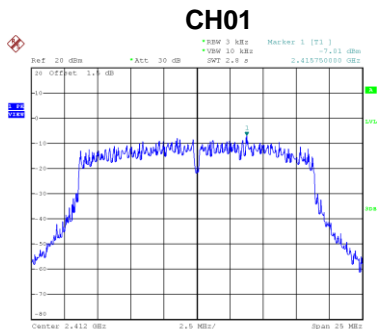
Date: 11-OCT-2019 20:07:38



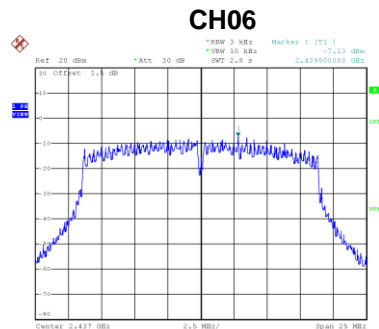
Date: 11-OCT-2019 20:08:48

Test Mode	TX N-20M Mode_Ant. 2
-----------	----------------------

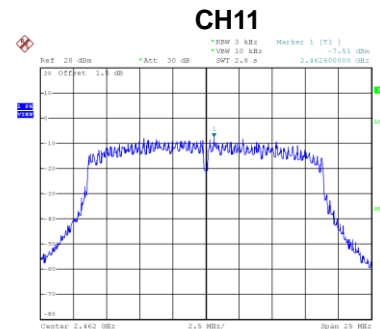
Channel	Frequency (MHz)	Power Spectral Density (dBm/3kHz)	Max. Limit (dBm/3kHz)	Result
01	2412	-7.01	6.23	Complies
06	2437	-7.13	6.23	Complies
11	2462	-7.51	6.23	Complies



Date: 11-OCT-2019 20:07:02



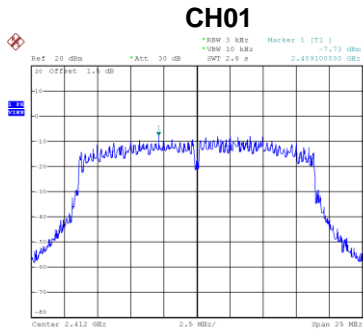
Date: 11-OCT-2019 20:07:47



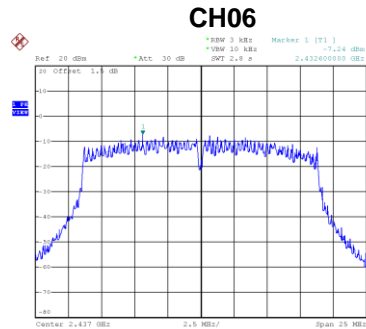
Date: 11-OCT-2019 20:08:39

Test Mode	TX N-20M Mode_Ant. 3
-----------	----------------------

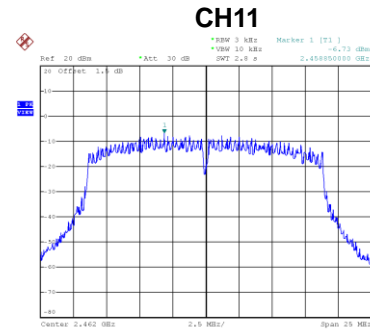
Channel	Frequency (MHz)	Power Spectral Density (dBm/3kHz)	Max. Limit (dBm/3kHz)	Result
01	2412	-7.73	6.23	Complies
06	2437	-7.24	6.23	Complies
11	2462	-6.73	6.23	Complies



Date: 11-OCT-2019 20:06:53



Date: 11-OCT-2019 20:07:55



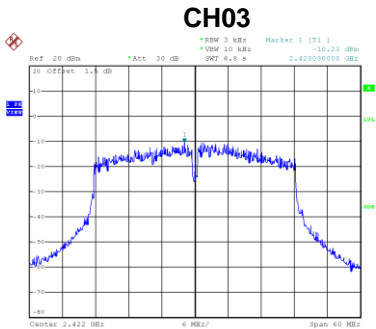
Date: 11-OCT-2019 20:08:31

Test Mode	TX N-20M Mode_Total
-----------	---------------------

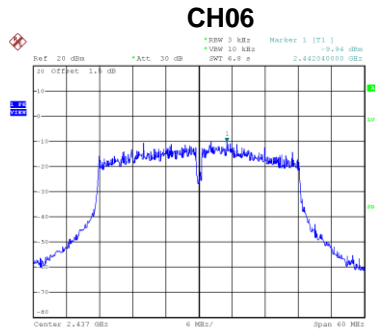
Channel	Frequency (MHz)	Power Spectral Density (dBm/3kHz)	Max. Limit (dBm/3kHz)	Result
01	2412	-2.73	6.23	Complies
06	2437	-2.37	6.23	Complies
11	2462	-2.58	6.23	Complies

Test Mode	TX N-40M Mode_Ant. 1
-----------	----------------------

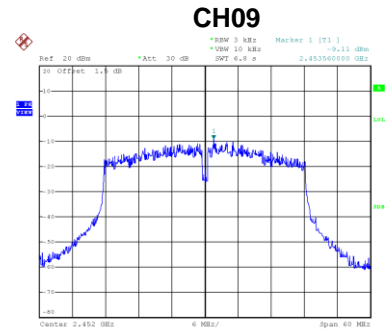
Channel	Frequency (MHz)	Power Spectral Density (dBm/3kHz)	Max. Limit (dBm/3kHz)	Result
03	2422	-10.23	6.23	Complies
06	2437	-9.94	6.23	Complies
09	2452	-9.11	6.23	Complies



Date: 11-OCT-2019 20:10:55



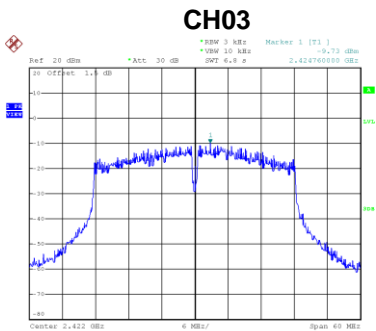
Date: 11-OCT-2019 20:12:40



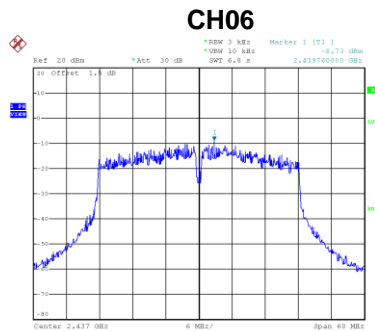
Date: 11-OCT-2019 20:13:10

Test Mode	TX N-40M Mode_Ant. 2
-----------	----------------------

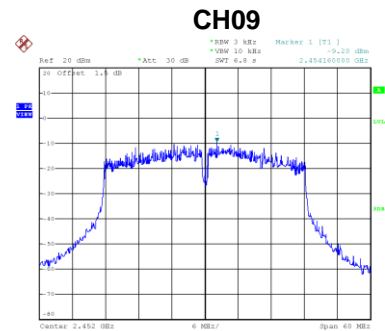
Channel	Frequency (MHz)	Power Spectral Density (dBm/3kHz)	Max. Limit (dBm/3kHz)	Result
03	2422	-9.73	6.23	Complies
06	2437	-8.73	6.23	Complies
09	2452	-9.20	6.23	Complies



Date: 11-OCT-2019 20:11:07



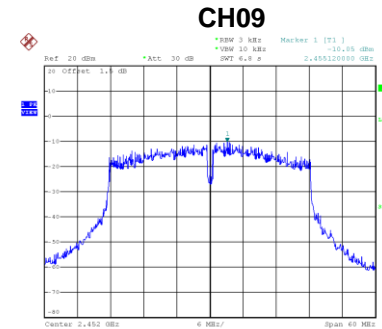
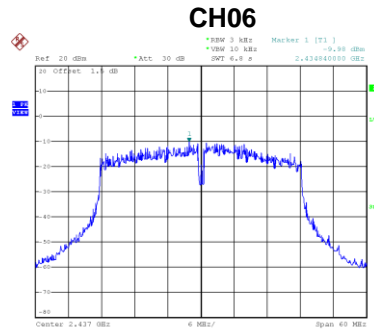
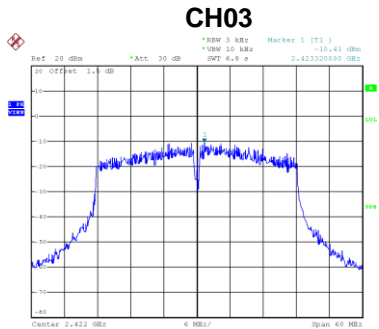
Date: 11-OCT-2019 20:12:29



Date: 11-OCT-2019 20:13:21

Test Mode	TX N-40M Mode_Ant. 3
-----------	----------------------

Channel	Frequency (MHz)	Power Spectral Density (dBm/3kHz)	Max. Limit (dBm/3kHz)	Result
03	2422	-10.41	6.23	Complies
06	2437	-9.98	6.23	Complies
09	2452	-10.05	6.23	Complies



Date: 11-OCT-2019 20:11:18

Date: 11-OCT-2019 20:12:17

Date: 11-OCT-2019 20:13:33

Test Mode	TX N-40M Mode_Total
-----------	---------------------

Channel	Frequency (MHz)	Power Spectral Density (dBm/3kHz)	Max. Limit (dBm/3kHz)	Result
03	2422	-5.34	6.23	Complies
06	2437	-4.74	6.23	Complies
09	2452	-4.66	6.23	Complies

End of Test Report