

# FCC Part 15B Measurement and Test Report

For

**Intracom Asia. Co., Ltd.**

**4F., No. 77, Sec. 1, Xintai 5th Rd., Xizhi Dist., New Taipei City 221,**

**Taiwan**

**FCC ID: 2ADQY-525824**

<b>Test Rule(s):</b>	<u>FCC Part 15 Subpart B</u>	
<b>Product Description:</b>	<u>High-Power Wireless AC600 Outdoor Access Point / Repeater</u>	
<b>Tested Model:</b>	<u>525824</u>	
<b>Report No.:</b>	<u>STR16018037I-3</u>	
<b>Tested Date:</b>	<u>2016-01-07 to 2016-01-20</u>	
<b>Issued Date:</b>	<u>2016-01-20</u>	
<b>Tested By:</b>	<u>Jong Wang / Engineer</u>	<i>Jong Wang</i>
<b>Reviewed By:</b>	<u>Silin Chen / EMC Manager</u>	<i>Silin Chen</i>
<b>Approved &amp; Authorized By:</b>	<u>Jandy so / PSQ Manager</u>	<i>Jandyso</i>
<b>Prepared By:</b>	<b>Shenzhen SEM.Test Technology Co., Ltd.</b> 1/F, Building A, Hongwei Industrial Park, Liuxian 2nd Road, Bao'an District, Shenzhen, P.R.C. (518101) Tel.: +86-755-33663308 Fax.: +86-755-33663309 Website: www.semtest.com.cn	

Note: This test report is limited to the above client company and the product model only. It may not be duplicated without prior permitted by Shenzhen SEM.Test Technology Co., Ltd.

**TABLE OF CONTENTS**

<b>1. GENERAL INFORMATION</b>	<b>3</b>
1.1 PRODUCT DESCRIPTION FOR EQUIPMENT UNDER TEST (EUT)	3
1.2 TEST STANDARDS	4
1.3 TEST METHODOLOGY	4
1.4 TEST FACILITY	4
1.5 EUT SETUP AND OPERATION MODE	5
1.6 TEST EQUIPMENT LIST AND DETAILS	5
<b>2. SUMMARY OF TEST RESULTS</b>	<b>6</b>
<b>3. CONDUCTED EMISSIONS</b>	<b>7</b>
3.1 MEASUREMENT UNCERTAINTY	7
3.2 TEST PROCEDURE	7
3.3 BASIC TEST SETUP BLOCK DIAGRAM	7
3.4 ENVIRONMENTAL CONDITIONS	8
3.5 SUMMARY OF TEST RESULTS/PLOTS	8
3.6 CONDUCTED EMISSIONS TEST DATA	8
<b>4. RADIATED EMISSIONS</b>	<b>11</b>
4.1 MEASUREMENT UNCERTAINTY	11
4.2 TEST PROCEDURE	11
4.3 TEST RECEIVER SETUP	12
4.4 CORRECTED AMPLITUDE & MARGIN CALCULATION	12
4.5 ENVIRONMENTAL CONDITIONS	12
4.6 SUMMARY OF TEST RESULTS/PLOTS	12

## 1. GENERAL INFORMATION

### 1.1 Product Description for Equipment Under Test (EUT)

#### Client Information

Applicant: Intracom Asia. Co., Ltd.  
Address of applicant: 4F., No. 77, Sec. 1, Xintai 5th Rd., Xizhi Dist., New Taipei City 221, Taiwan  
Manufacturer: Intracom Asia. Co., Ltd.  
Address of manufacturer: 4F., No. 77, Sec. 1, Xintai 5th Rd., Xizhi Dist., New Taipei City 221, Taiwan

General Description of EUT	
Product Name:	High-Power Wireless AC600 Outdoor Access Point / Repeater
Trade Name:	Intellinet
Model No.:	525824
<i>Note: The test data is gathered from a production sample, provided by the manufacturer.</i>	

Technical Characteristics of EUT	
Rated Voltage:	DC 24V Adapter
Rated Current:	0.5A
Rated Power:	12W
Power Adapter Model:	TDX-2400500 I/P: 100~240VAC; O/P: DC 24V/0.5A
Lowest Internal Frequency:	40MHz
Highest Internal Frequency:	40MHz
Classification of ITE:	Class B

## 1.2 Test Standards

The following report is prepared on behalf of the Intracom Asia. Co., Ltd. in accordance with Part 2, Subpart J, and Part 15, Subparts A and B of the Federal Communication Commissions rules.

The objective is to determine compliance with FCC Part 15, Subpart B, and section 15.205, 15.107, and 15.109 rules.

**Maintenance of compliance** is the responsibility of the manufacturer. Any modification of the product, which result in lowering the emission, should be checked to ensure compliance has been maintained.

## 1.3 Test Methodology

All measurements contained in this report were conducted with ANSI C63.4-2014, American National Standard for Methods of Measurement of Radio-Noise Emissions from Low-Voltage Electrical and Electronic Equipment in the range of 9 kHz to 40 GHz.

## 1.4 Test Facility

### **FCC – Registration No.: 934118**

Shenzhen SEM.Test Technology Co., Ltd. EMC Laboratory has been registered and fully described in a report filed with the (FCC) Federal Communications Commission. The acceptance letter from the FCC is maintained in our files and the Registration is 934118.

### **Industry Canada (IC) Registration No.: 11464A**

The 3m Semi-anechoic chamber of Shenzhen SEM.Test Technology Co., Ltd. has been registered by Certification and Engineering Bureau of Industry Canada for radio equipment testing with Registration No.: 11464A.

### **CNAS Registration No.: L4062**

Shenzhen SEM.Test Technology Co., Ltd. is a testing organization accredited by China National Accreditation Service for Conformity Assessment (CNAS) according to ISO/IEC 17025. The accreditation certificate number is L4062. All measurement facilities used to collect the measurement data are located at 1/F, Building A, Hongwei Industrial Park, Liuxian 2<sup>nd</sup> Road, Bao'an District, Shenzhen, P.R.C (518101).

## 1.5 EUT Setup and Operation Mode

The equipment under test (EUT) was configured to measure its highest possible emission level. The test modes were adapted according to the operation manual for use, more detailed description as follows:

Test Mode List:

Test Mode	Description	Remark
TM1	Working	Connect to PC
TM2	/	/

EUT Cable List and Details

Cable Description	Length (M)	Shielded/Unshielded	With Core/Without Core
/	/	/	/

Auxiliary Equipment List and Details

Description	Manufacturer	Model	Serial Number
DC Cable	1.0	Unshielded	Without Ferrite
RJ45 Cable	1.0	Unshielded	Without Ferrite

Special Cable List and Details

Cable Description	Length (M)	Shielded/Unshielded	With Core/Without Core
Notebook	Lenovo	E10	LR-63C8R

## 1.6 Test Equipment List and Details

Description	Manufacturer	Model	Serial Number	Cal Date	Due Date
Spectrum Analyzer	Agilent	E4407B	MY41440400	2015-06-17	2016-06-16
Spectrum Analyzer	Rohde & Schwarz	FSP	836079/035	2015-06-17	2016-06-16
EMI Test Receiver	Rohde & Schwarz	ESVB	825471/005	2015-06-17	2016-06-16
Amplifier	Agilent	8447F	3113A06717	2015-06-17	2016-06-16
Amplifier	C&D	PAP-1G18	2002	2015-06-17	2016-06-16
Broadband Antenna	Schwarz beck	VULB9163	9163-333	2015-06-17	2016-06-16
Horn Antenna	ETS	3117	00086197	2015-06-17	2016-06-16
Loop Antenna	Schwarz beck	FMZB 1516	9773	2015-06-17	2016-06-16
EMI Test Receiver	Rohde & Schwarz	ESPI	101611	2015-06-17	2016-06-16
L.I.S.N	Schwarz beck	NSLK8126	8126-224	2015-06-17	2016-06-16
Pulse Limiter	Rohde & Schwarz	ESH3-Z2	100911	2015-06-17	2016-06-16

## 2. SUMMARY OF TEST RESULTS

<b>FCC Rules</b>	<b>Description of Test Item</b>	<b>Result</b>
§ 15.107 (a)	Conducted Emissions	Compliant
§ 15.109 (a)	Radiated Emissions	Compliant

N/A: not applicable

### 3. Conducted Emissions

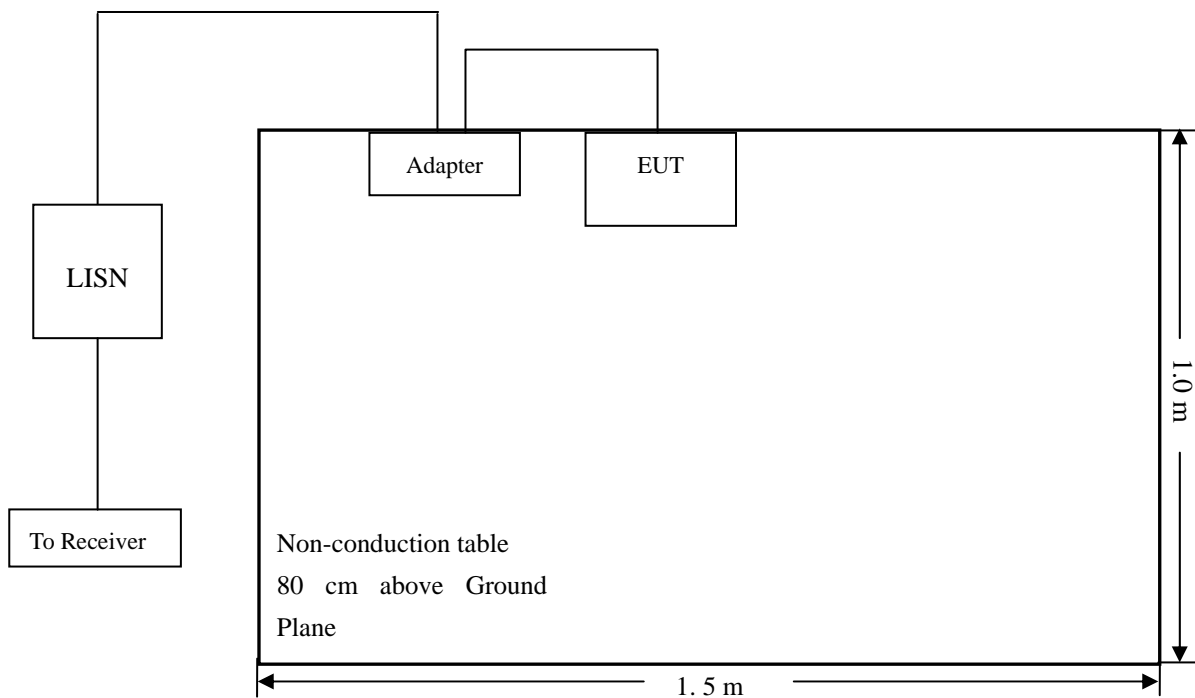
#### 3.1 Measurement Uncertainty

Base on NIS 81, The Treatment of Uncertainty in EMC Measurements, the best estimate of the uncertainty of any conducted emissions measurement is  $\pm 2.88$  dB.

#### 3.2 Test Procedure

Test is conducting under the description of ANSI C63.4-2014, American National Standard for Methods of Measurement of Radio-Noise Emissions from Low-Voltage Electrical and Electronic Equipment in the range of 9 kHz to 40 GHz.

#### 3.3 Basic Test Setup Block Diagram



### 3.4 Environmental Conditions

Temperature:	23 °C
Relative Humidity:	52%
ATM Pressure:	1011 mbar

### 3.5 Summary of Test Results/Plots

According to the data in section 3.6, the EUT complied with the FCC Part 15.107(a) Conducted margin for a Class B device, with the *worst* margin reading of:

**-1.39 dB** at **3.9820 MHz** in the **Line, Average** detector, 0.15-30MHz

### 3.6 Conducted Emissions Test Data



**Plot of Conducted Emissions Test Data**

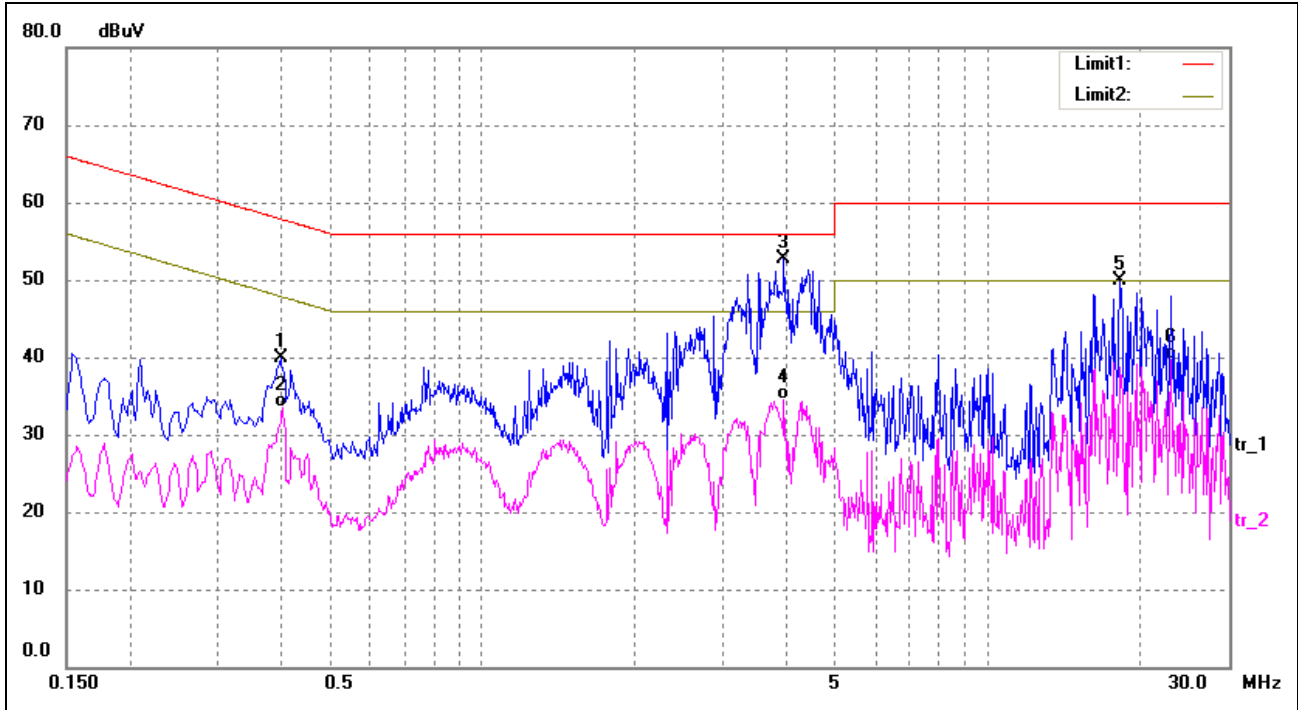
EUT: *High-Power Wireless AC600 Outdoor Access Point / Repeater*

Tested Model: *525824*

Operating Condition: *TM1*

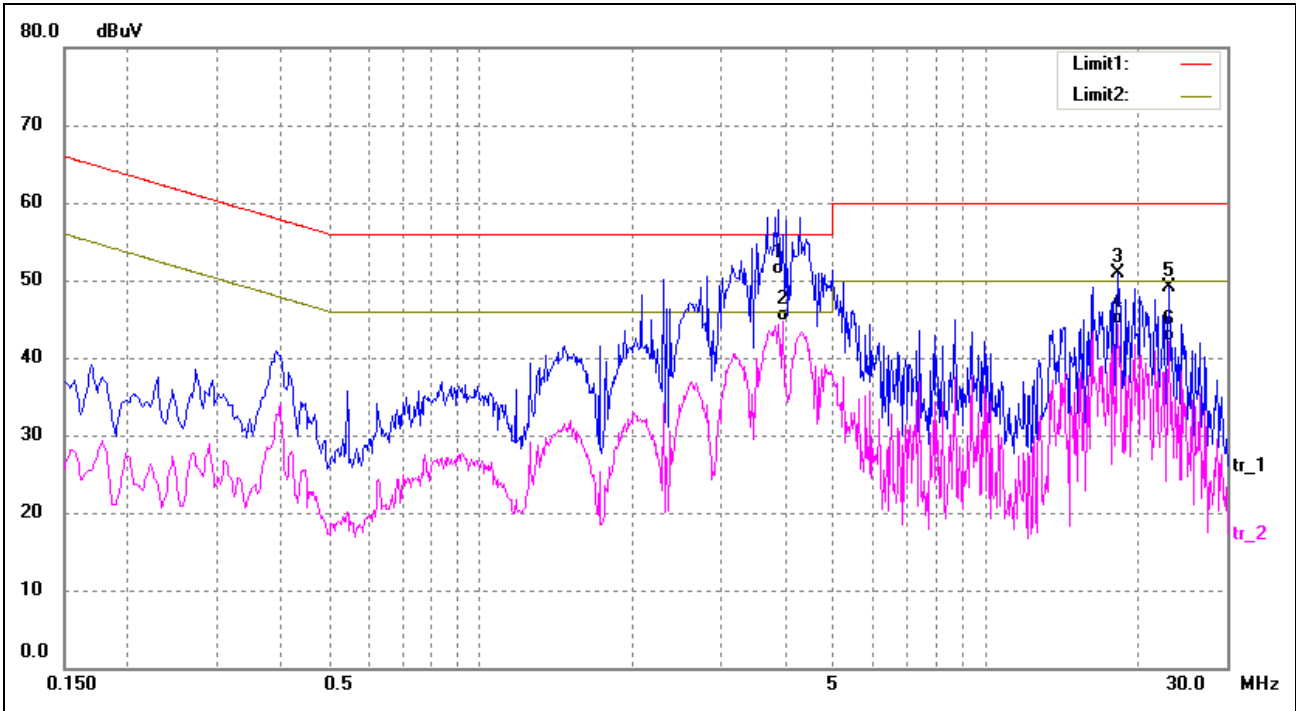
Comment: *AC120V/60Hz; Adapter DC 24V*

Test Specification: *Neutral*



No.	Frequency (MHz)	Reading (dBuV)	Correct (dB/m)	Result (dBuV)	Limit (dBuV)	Margin (dB)	Detector
1	0.3980	27.40	12.50	39.90	57.90	-18.00	peak
2	0.4020	21.00	12.50	33.50	47.81	-14.31	AVG
3*	3.9580	39.80	13.00	52.80	56.00	-3.20	peak
4	3.9580	21.58	13.00	34.58	46.00	-11.42	AVG
5	18.2460	38.20	11.65	49.85	60.00	-10.15	peak
6	23.1300	27.40	12.38	39.78	50.00	-10.22	AVG

Test Specification: Line



No.	Frequency (MHz)	Reading (dBuV)	Correct (dB/m)	Result (dBuV)	Limit (dBuV)	Margin (dB)	Detector
1	3.8900	37.71	13.00	50.71	56.00	-5.29	QP
2*	3.9820	31.61	13.00	44.61	46.00	-1.39	AVG
3	18.2419	39.25	11.65	50.90	60.00	-9.10	peak
4	18.2419	32.60	11.65	44.25	50.00	-5.75	AVG
5	23.1300	36.69	12.38	49.07	60.00	-10.93	peak
6	23.1300	29.75	12.38	42.13	50.00	-7.87	AVG

## 4. Radiated Emissions

### 4.1 Measurement Uncertainty

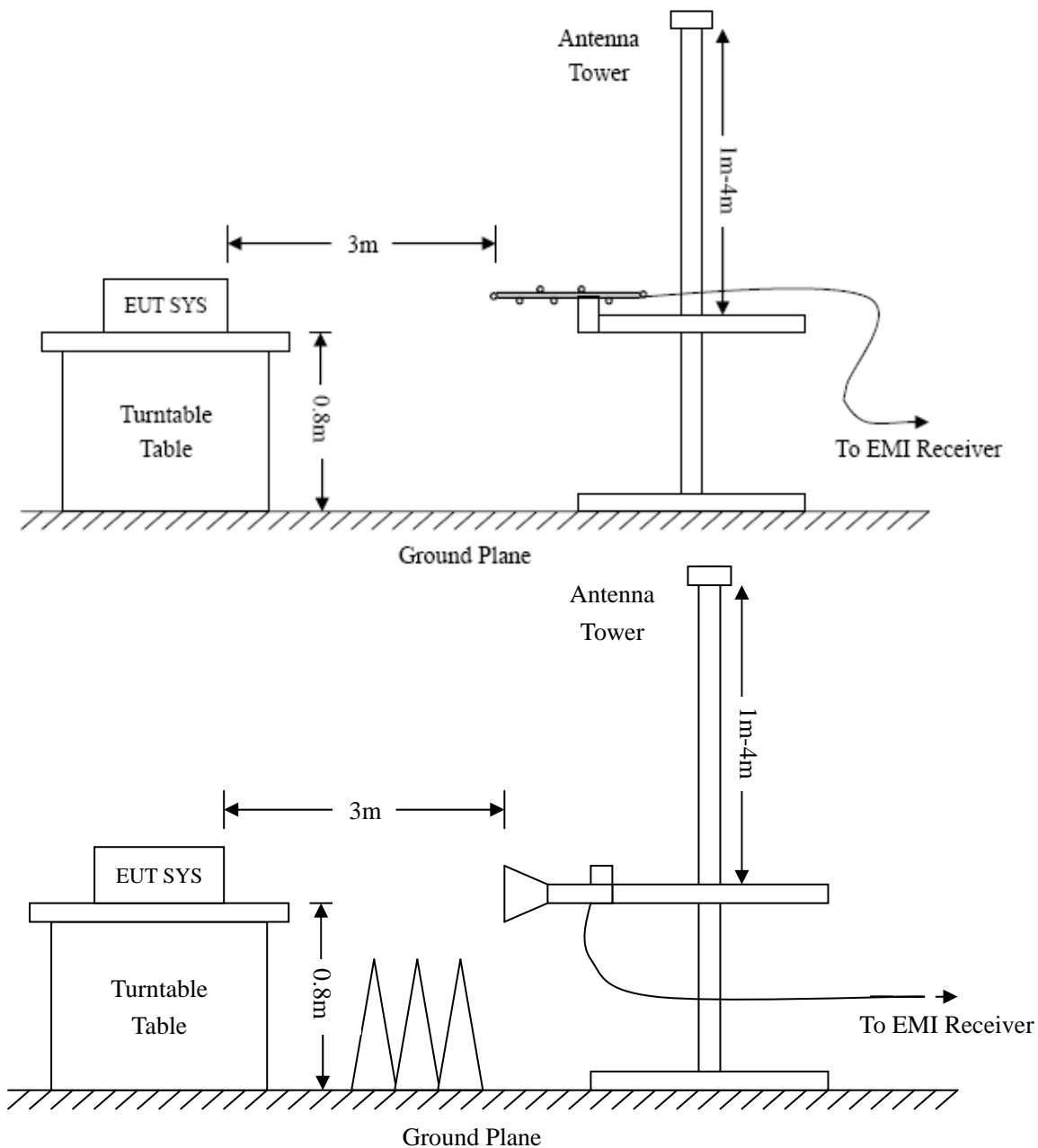
Base on NIS 81, The Treatment of Uncertainty in EMC Measurements, the best estimate of the uncertainty of any radiation emissions measurement is  $\pm 5.10$  dB.

### 4.2 Test Procedure

The setup of EUT is according with per ANSI C63.4-2014 measurement procedure. The specification used was with the FCC Part 15.109 Limit.

The external I/O cables were draped along the test table and formed a bundle 30 to 40 cm long in the middle.

The spacing between the peripherals was 10 cm.



### 4.3 Test Receiver Setup

Frequency :9kHz-30MHz	Frequency :30MHz-1GHz	Frequency :Above 1GHz
RBW=10KHz,	RBW=120KHz,	RBW=1MHz,
VBW =30KHz	VBW=300KHz	VBW=3MHz(Peak), 10Hz(AV)
Sweep time= Auto	Sweep time= Auto	Sweep time= Auto
Trace = max hold	Trace = max hold	Trace = max hold
Detector function = peak	Detector function = peak, QP	Detector function = peak, AV

### 4.4 Corrected Amplitude & Margin Calculation

The Corrected Amplitude is calculated by adding the Antenna Factor and the Cable Factor, and subtracting the Amplifier Gain from the Amplitude reading. The basic equation is as follows:

$$\text{Corr. Ampl.} = \text{Indicated Reading} - \text{Corr. Factor}$$

The “**Margin**” column of the following data tables indicates the degree of compliance with the applicable limit. For example, a margin of -6dB $\mu$ V means the emission is 6dB $\mu$ V below the maximum limit for a Class B device. The equation for margin calculation is as follows:

$$\text{Margin} = \text{Corr. Ampl.} - \text{FCC Part 15.109(a) Limit}$$

### 4.5 Environmental Conditions

Temperature:	23 °C
Relative Humidity:	55 %
ATM Pressure:	1011 mbar

### 4.6 Summary of Test Results/Plots

According to the data, the EUT complied with the FCC Part 15.109(a) rule, and had the worst margin of:

**-1.08 dB at 323.3204 MHz in the Horizontal polarization, 30MHz to 1 GHz, 3Meters**

**Plot of Radiated Emissions Test Data**

EUT: *High-Power Wireless AC600 Outdoor Access Point / Repeater*

Tested Model: *525824*

Operating Condition: *TM1*

Comment: *AC120V/60Hz; Adapter DC 24V*

Test Specification: *Horizontal*



No.	Frequency (MHz)	Reading (dBuV/m)	Correct Factor(dB)	Result (dBuV/m)	Limit (dBuV/m)	Margin (dB)	Degree ( ° )	Height (cm)	Remark
1	82.0705	47.69	-12.19	35.50	40.00	-4.50	58	150	QP
2	175.6516	48.67	-11.56	37.11	43.50	-6.39	326	100	QP
3	260.1444	42.68	-6.95	35.73	46.00	-10.27	29	120	QP
4	752.7432	35.34	1.92	37.26	46.00	-8.74	209	100	QP

Test Specification: Vertical



No.	Frequency (MHz)	Reading (dBuV/m)	Correct Factor(dB)	Result (dBuV/m)	Limit (dBuV/m)	Margin (dB)	Degree (°)	Height (cm)	Remark
1	33.4448	46.33	-9.43	36.90	40.00	-3.10	51	100	QP
2	43.8119	43.82	-7.92	35.90	40.00	-4.10	308	100	QP
3	77.0504	47.94	-12.24	35.70	40.00	-4.30	120	100	QP
4	147.9214	50.45	-12.45	38.00	43.50	-5.50	359	100	QP

\*\*\*\*\* END OF REPORT \*\*\*\*\*