

Fig.15



Fig.16

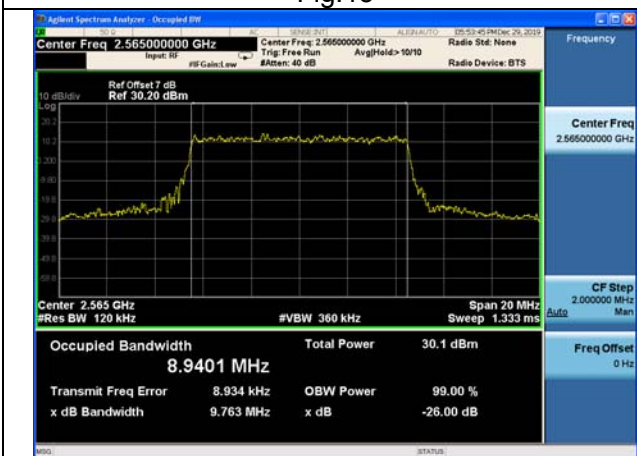


Fig.17

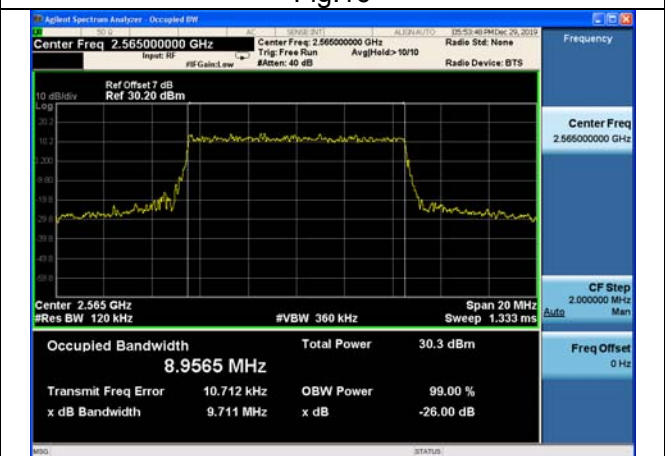


Fig.18

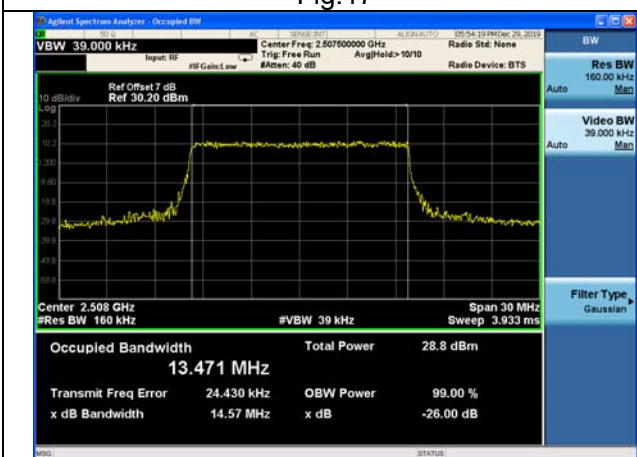


Fig.19

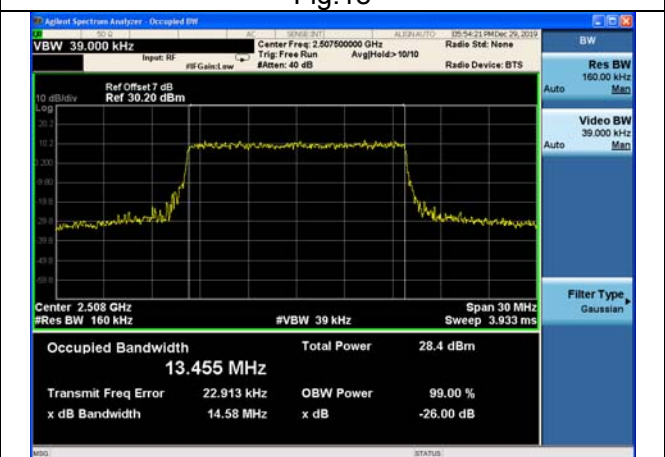


Fig.20

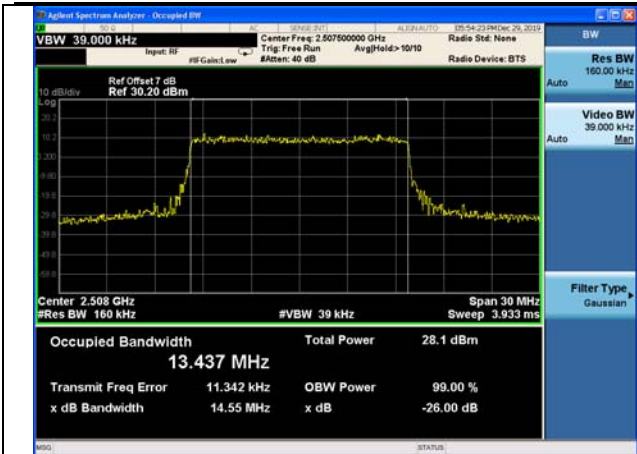


Fig.21

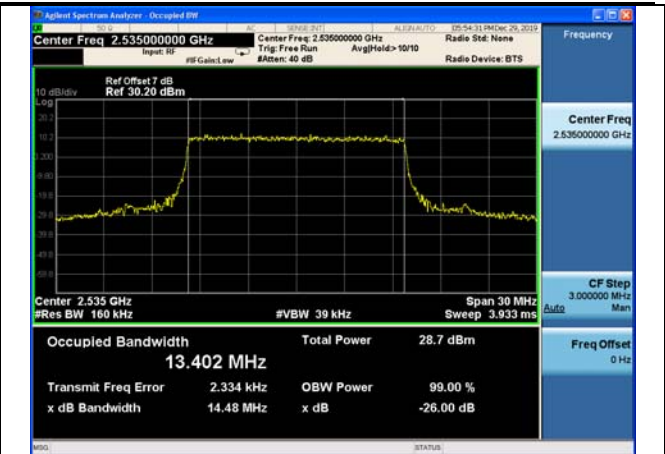


Fig.22

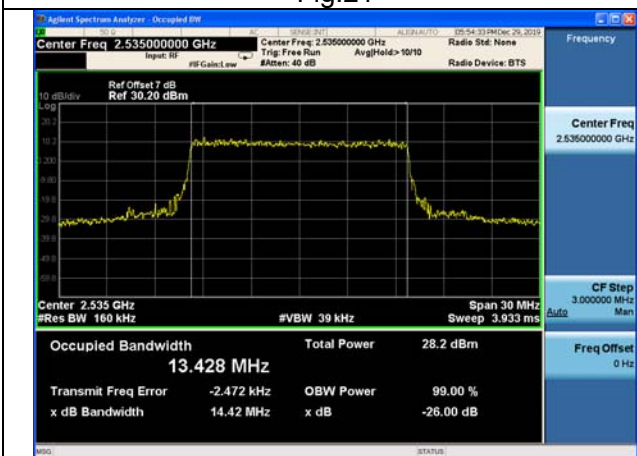


Fig.23

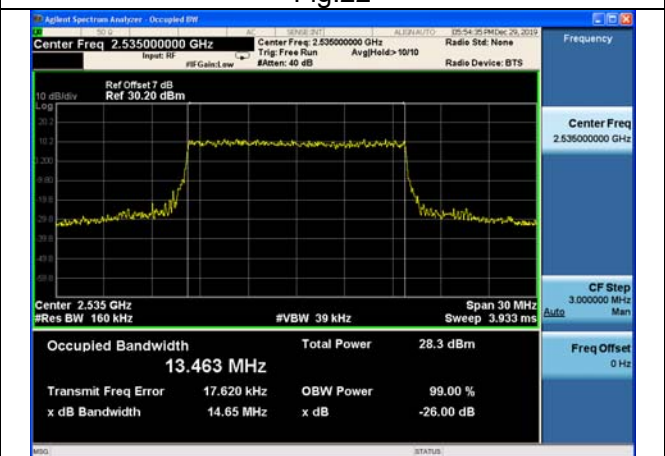


Fig.24

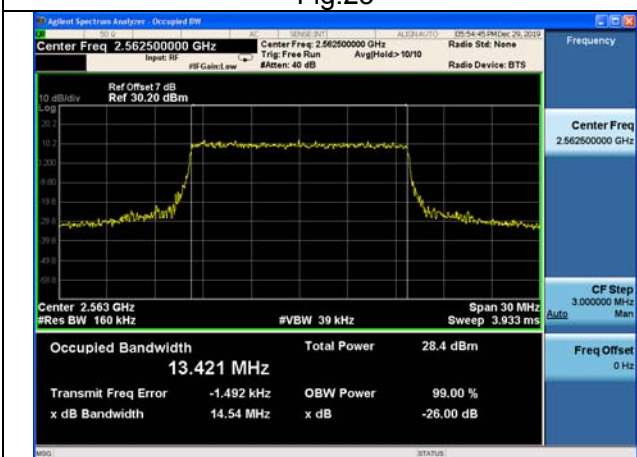


Fig.25

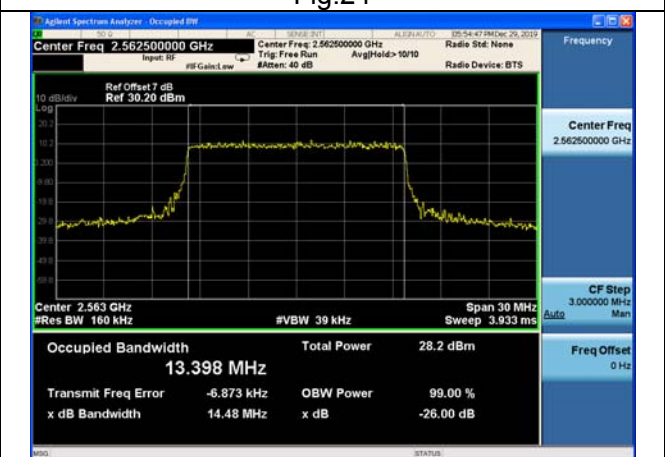


Fig.26

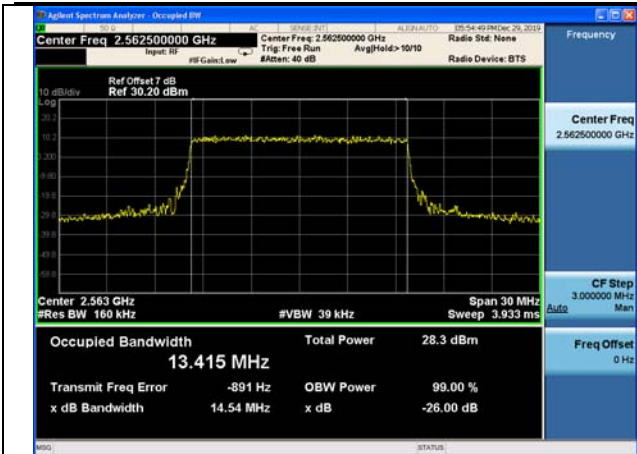


Fig.27

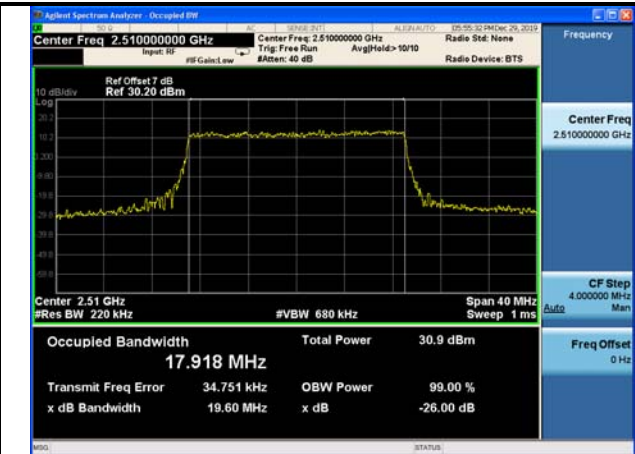


Fig.28

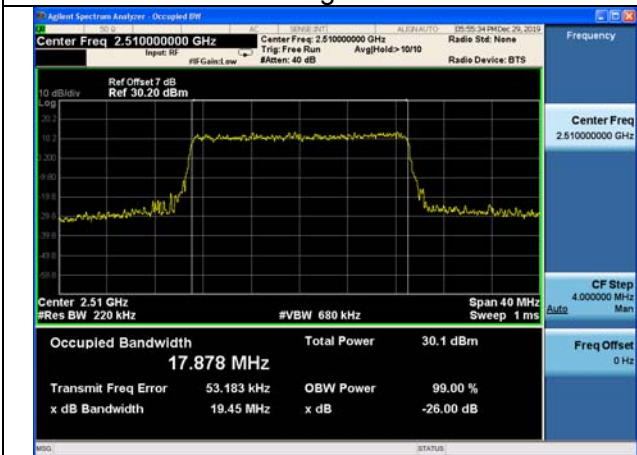


Fig.29

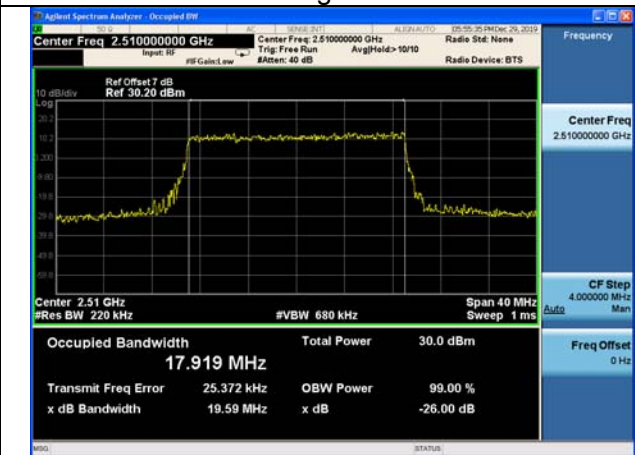


Fig.30

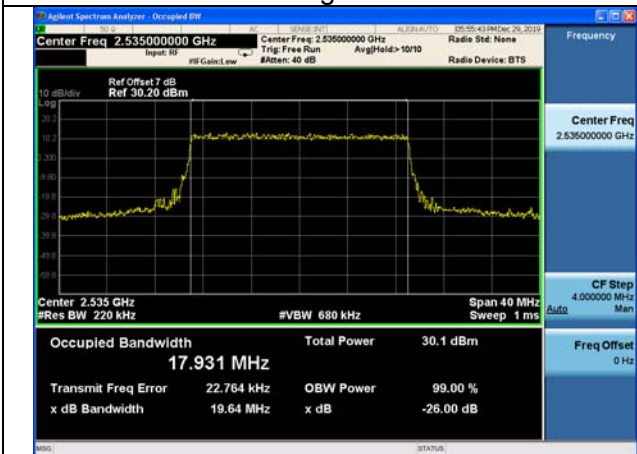


Fig.31

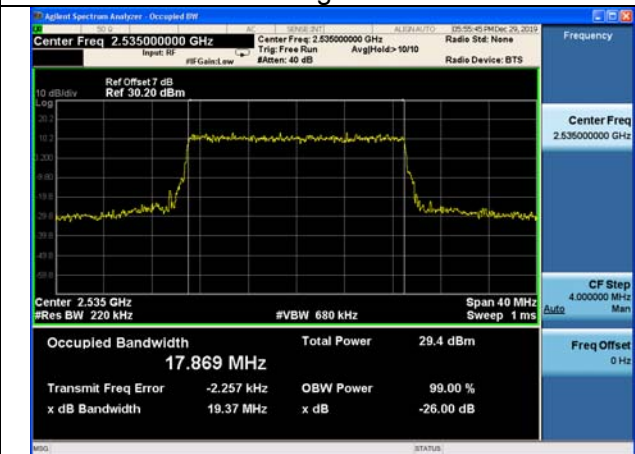


Fig.32

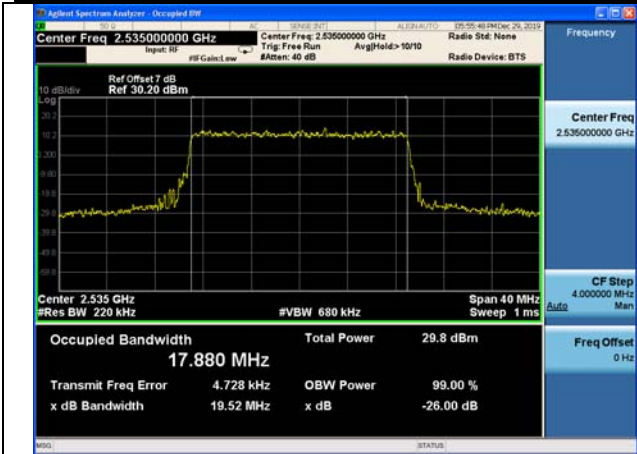


Fig.33



Fig.34

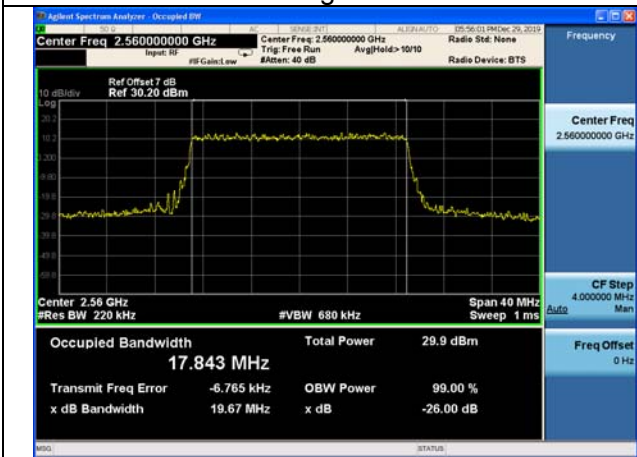


Fig.35



Fig.36

### 3 Peak-Average Ratio

Band	Carrier frequency (MHz)	Channel	BW (MHz)	RB Size	RB Offset	QPSK	16-QAM	64-QAM
7	2535	21100	5	1	0	Fig.1	Fig.2	Fig.3
			10	1	0	Fig.4	Fig.5	Fig.6
			15	1	0	Fig.7	Fig.8	Fig.9
			20	1	0	Fig.10	Fig.11	Fig.12

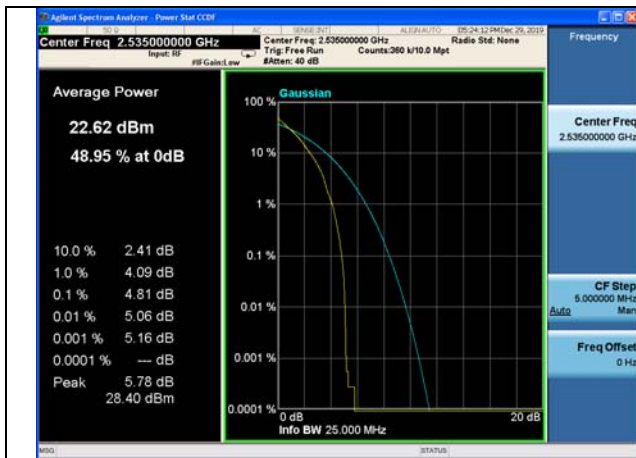


Fig.1



Fig.2

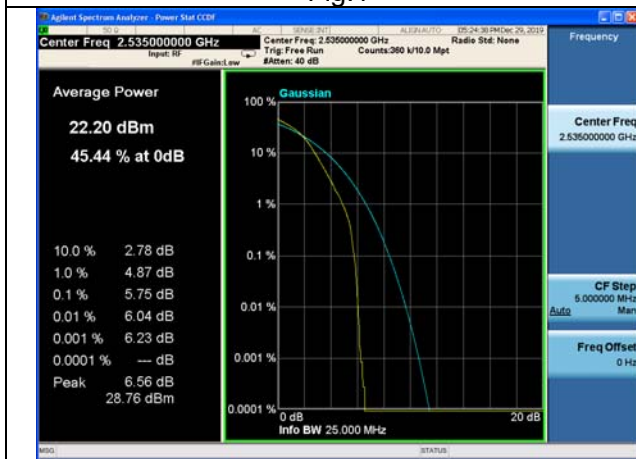


Fig.3



Fig.4

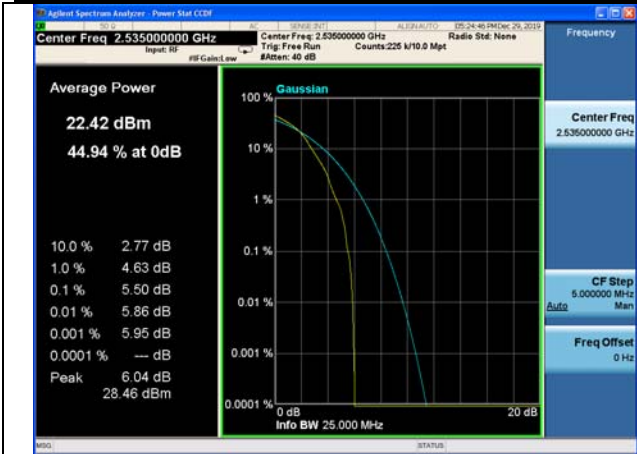


Fig.5

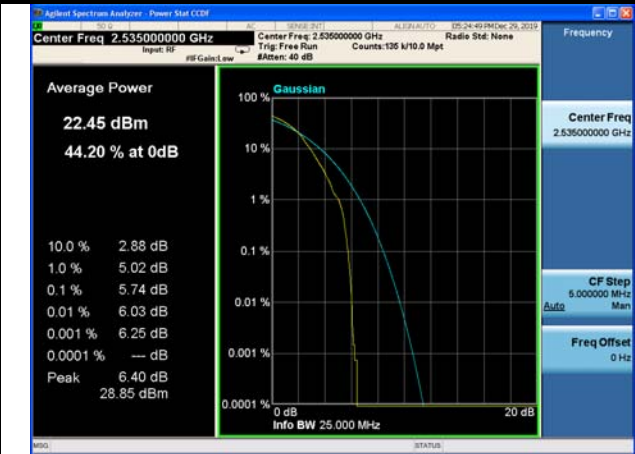


Fig.6



Fig.7



Fig.8



Fig.9

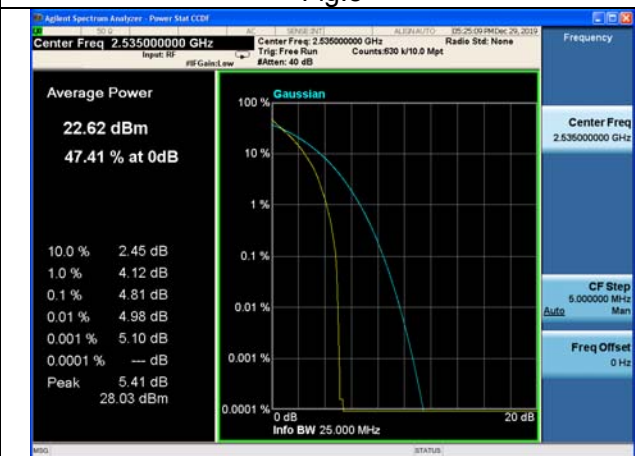


Fig.10

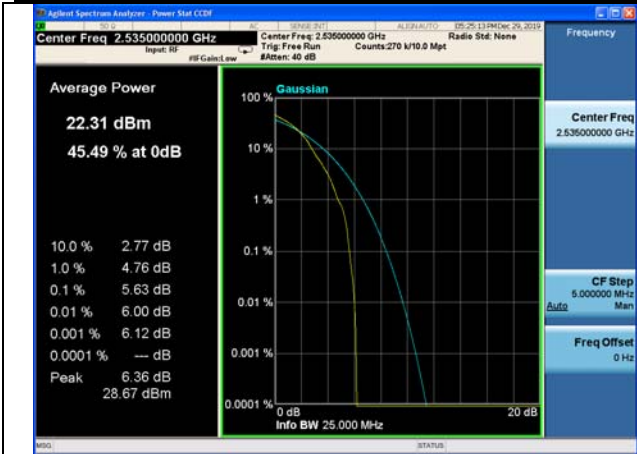


Fig.11



Fig.12

**4 Spurious Emissions at antenna terminal**

Band	Carrier frequency (MHz)	Channel	BW	RB Size	RB Offset	Conducted Spurious Plot
						QPSK
7	2510	20850	20	1	0	Fig.1-2
	2535	21100	20	1	0	Fig.3-4
	2560	21350	20	1	0	Fig.5-6

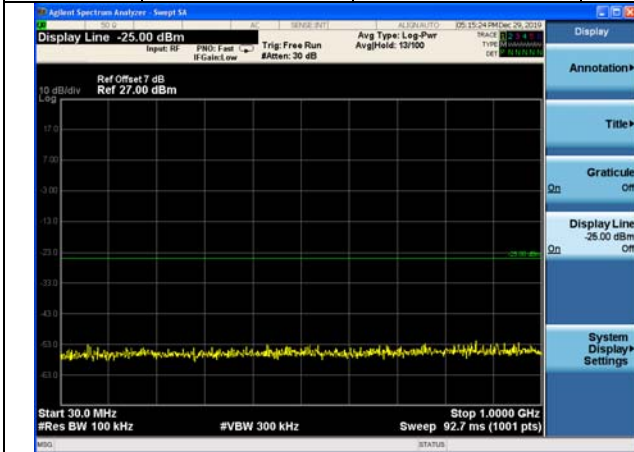


Fig.1



Fig.2

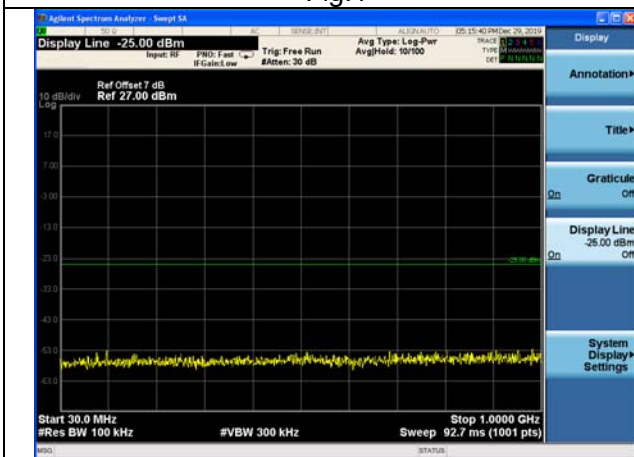


Fig3



Fig4

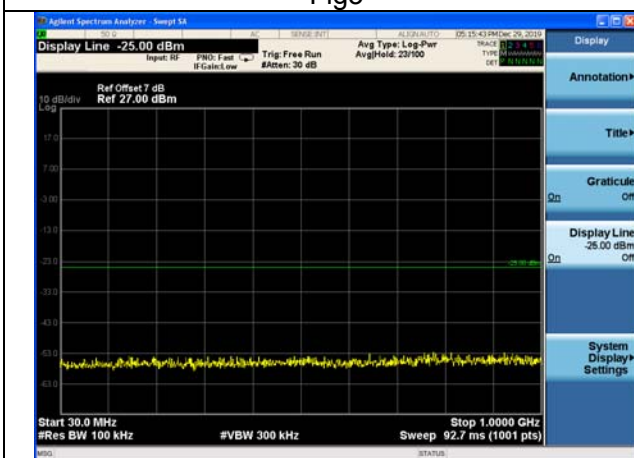


Fig5

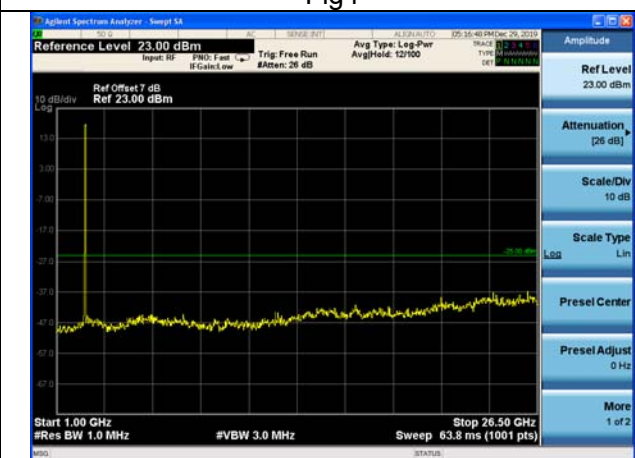


Fig6



**5 Band Edges Compliance**  
Test result

Band	Carrier frequency (MHz)	Channel	BW	RB Size	RB Offset	Band Edges Plot
						QPSK
7	2502.5	20775	5	1	0	Fig.1
				25	0	Fig.2
	2567.5	21425		1	24	Fig.3
				25	0	Fig.4
	2505	20800	10	1	0	Fig.5
				50	0	Fig.6
	2565	21400		1	49	Fig.7
				50	0	Fig.8
	2507.5	20825	15	1	0	Fig.9
				75	0	Fig.10
	2562.5	21375		1	74	Fig.11
				75	0	Fig.12
	2510	20850	20	1	0	Fig.13
				100	0	Fig.14
	2560	21350		1	99	Fig.15
				100	0	Fig.16

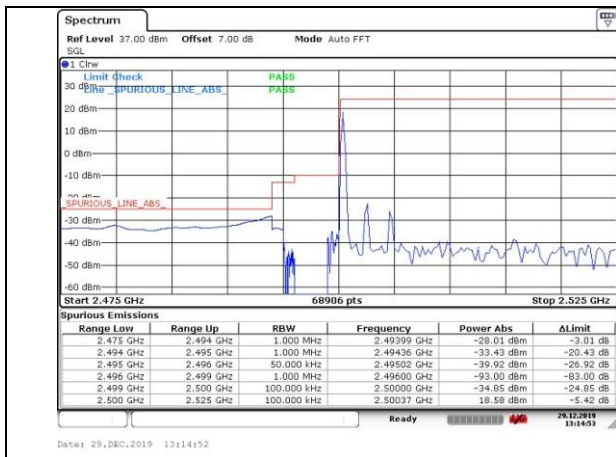


Fig.1

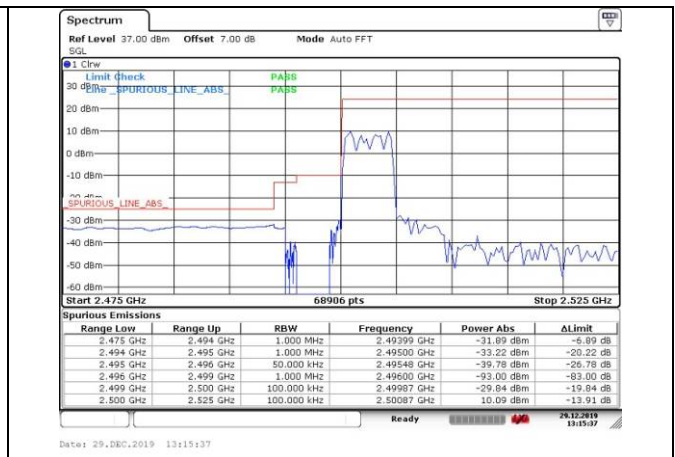


Fig.2

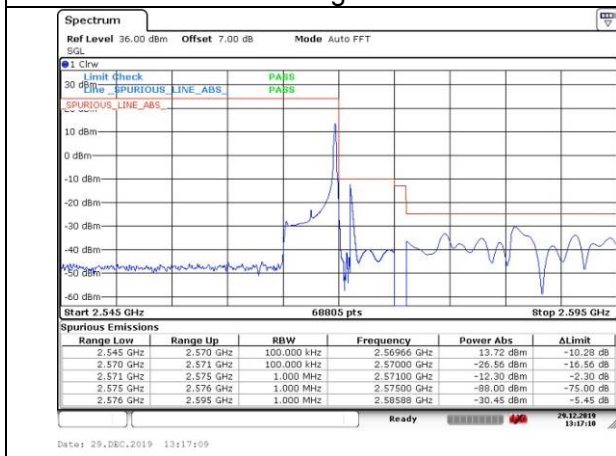


Fig.3

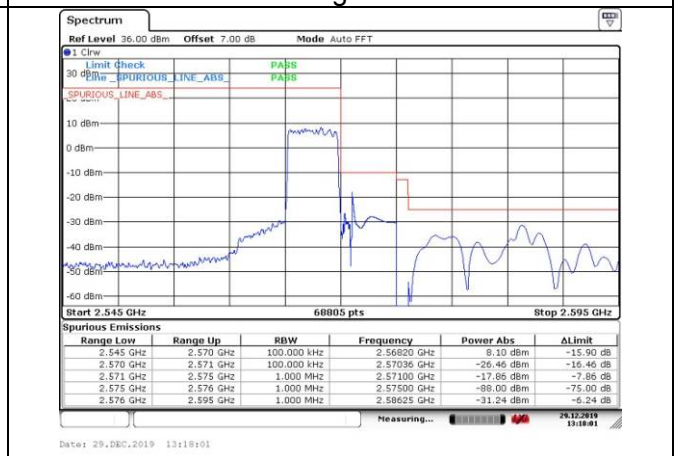


Fig.4

Fig.3

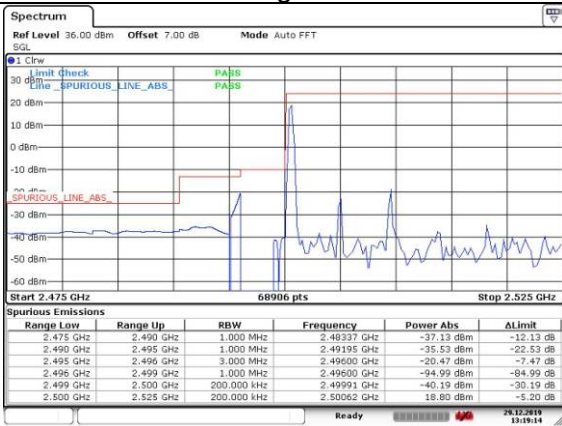


Fig.4

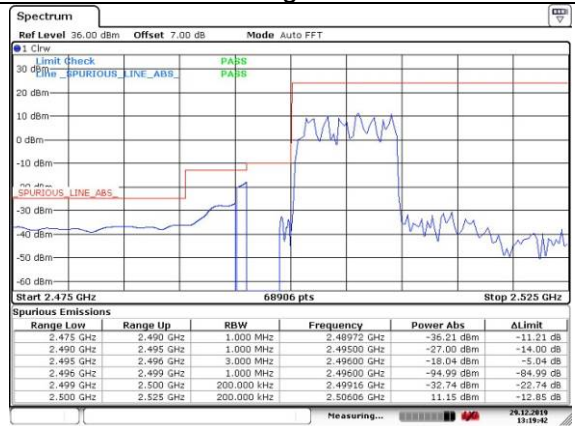


Fig.5

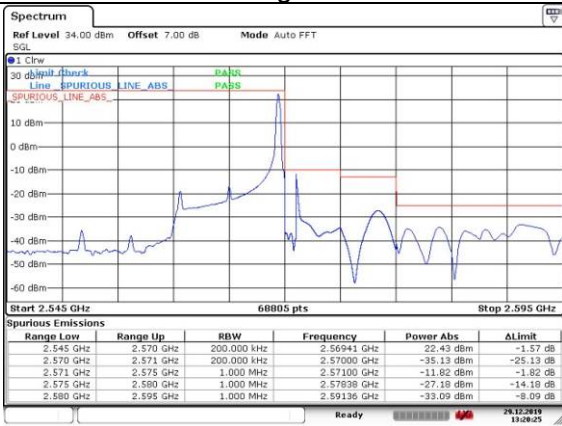


Fig.6

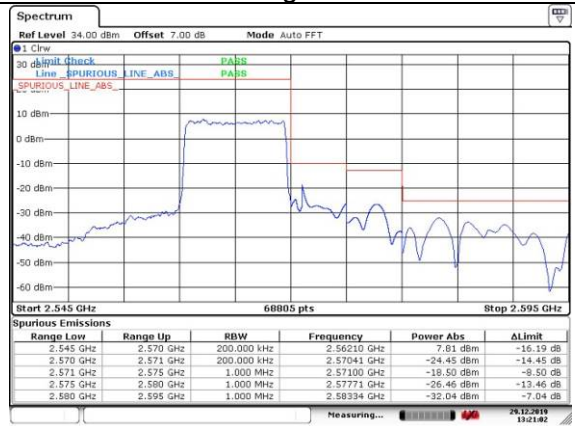


Fig.7

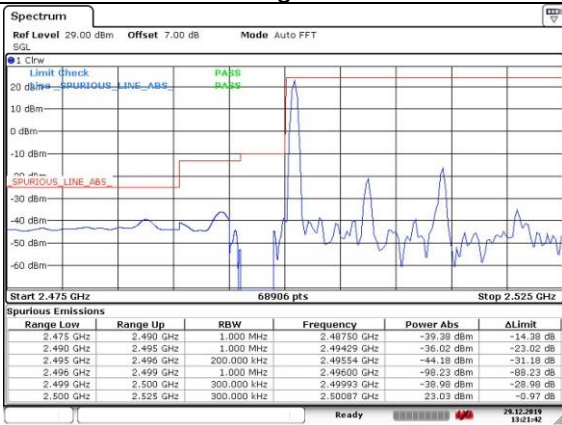


Fig.8

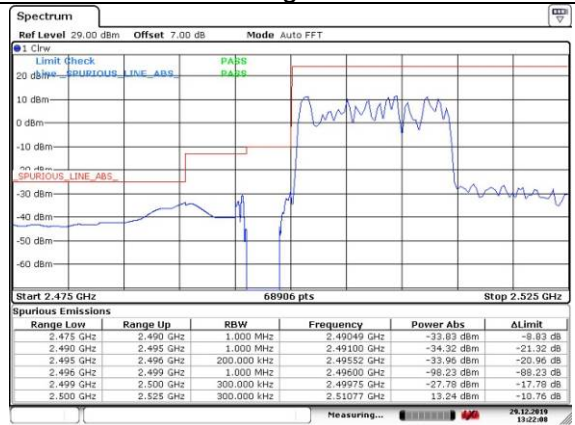


Fig.9





Fig.10



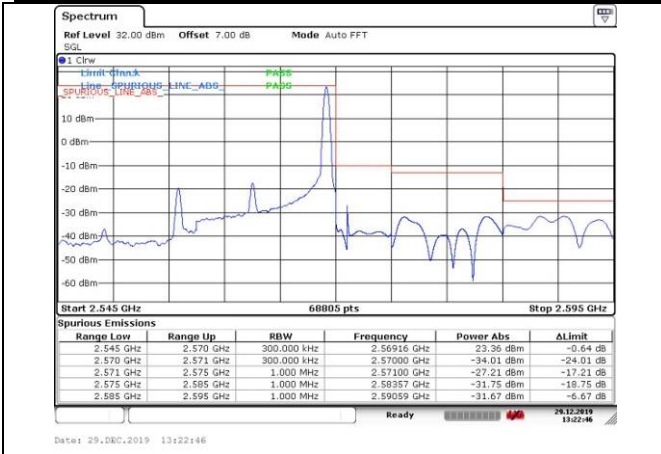


Fig. 11

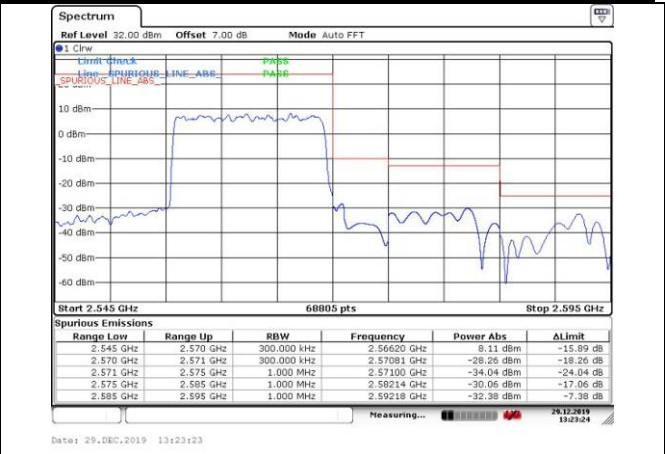


Fig. 12

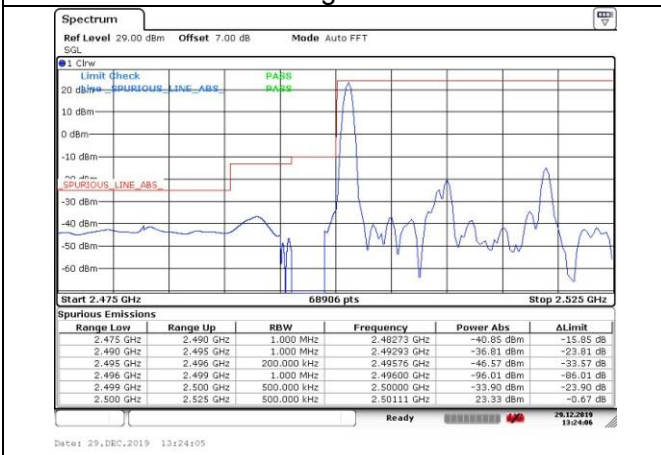


Fig. 13

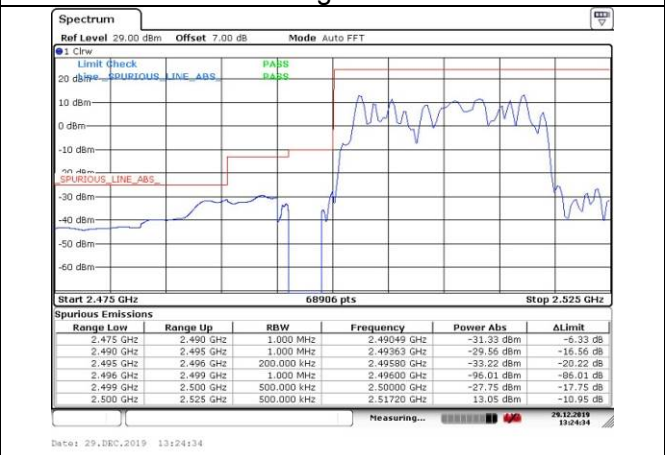


Fig. 14

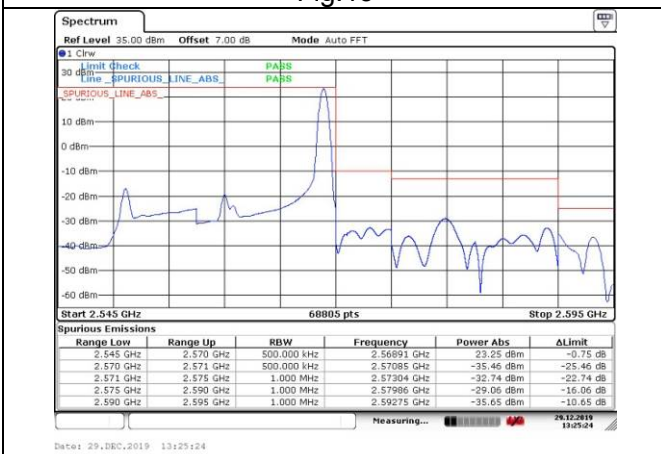


Fig. 15

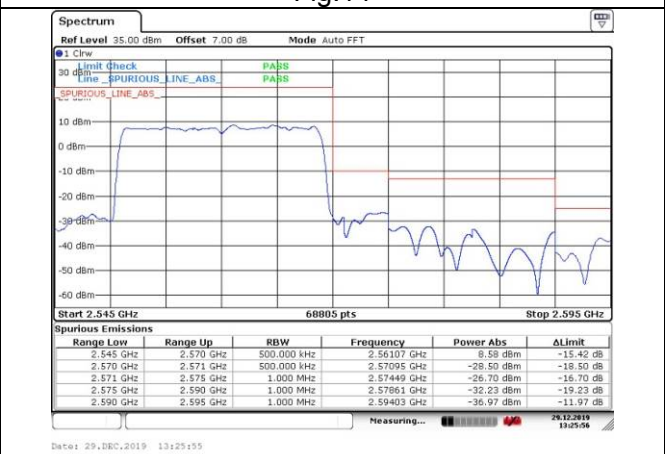


Fig. 16

## 6 Frequency Stability

Test result:

Temperature(°C)	Voltage	Test Result (ppm) Band7 Low Channel			
		5M	10M	15M	20M
0	NV	-0.025	-0.056	-0.005	-0.058
+10	NV	0.029	0.035	0.079	0.059
+20	NV	0.000	0.000	0.000	0.000
+30	NV	0.005	-0.025	-0.084	0.019
+40	NV	-0.007	0.013	-0.056	-0.067
+50	NV	-0.073	0.050	0.014	-0.058
+55	NV	-0.037	0.024	-0.088	0.054
+20	LV	-0.011	-0.027	-0.051	0.087
+20	HV	0.096	0.053	0.043	-0.057

Temperature(°C)	Voltage	Test Result (ppm) Band7 High Channel			
		5M	10M	15M	20M
0	NV	-0.043	-0.012	-0.054	0.007
+10	NV	-0.071	0.077	0.072	0.081
+20	NV	0.000	0.000	0.000	0.000
+30	NV	0.066	0.089	0.045	0.004
+40	NV	0.086	-0.051	-0.095	0.074
+50	NV	-0.088	0.098	-0.080	-0.096
+55	NV	0.046	-0.034	0.021	0.055
+20	LV	-0.083	-0.068	0.055	0.027
+20	HV	0.010	-0.067	0.069	0.015

**LTE Band 12**  
**1 RF Power Output**

Modulation	Carrier frequency (MHz)	UL Channel	BW	RB Size	RB Offset	Conducted power (dBm)
QPSK	699.7	23017	1.4	1	0	22.84
				1	5	22.86
				3	2	22.29
	707.5	23095		6	0	22.04
				1	0	22.66
				1	5	22.64
	715.3	23173		3	2	22.29
				6	0	22.14
				1	0	22.64
16QAM	699.7	23017	1.4	1	5	22.62
				3	2	22.07
				6	0	21.96
	707.5	23095		1	0	22.66
				1	5	22.64
				3	2	21.57
	715.3	23173		6	0	21.29
				1	0	22.49
				1	5	22.43
64QAM	699.7	23017	1.4	3	2	21.47
				6	0	21.30
				1	0	22.41
	707.5	23095		1	5	22.48
				3	2	21.36
				6	0	21.37
	715.3	23173		1	0	22.59
				1	5	22.59
				3	2	21.58
QPSK	699.7	23017	1.4	6	0	21.40
				1	0	22.30
				1	5	22.36
	707.5	23095		3	2	21.43
				6	0	21.38
				1	0	22.49
	715.3	23173		1	5	22.43
				3	2	21.18
				6	0	21.16

Modulation	Carrier frequency (MHz)	UL Channel	BW	RB Size	RB Offset	Conducted power (dBm)
QPSK	700.5	23025	3	1	0	22.84
				1	14	22.90
				8	4	22.29
				15	0	22.02
	707.5	23095		1	0	22.65
				1	14	22.59
				8	4	22.28
				15	0	22.02
	714.5	23165		1	0	22.68
				1	14	22.61
				8	4	22.00
				15	0	22.06
16QAM	700.5	23025	3	1	0	22.69
				1	14	22.70
				8	4	21.43
				15	0	21.33
	707.5	23095		1	0	22.51
				1	14	22.45
				8	4	21.45
				15	0	21.32
	714.5	23165		1	0	22.43
				1	14	22.47
				8	4	21.31
				15	0	21.37
64QAM	700.5	23025	3	1	0	22.61
				1	14	22.55
				8	4	21.50
				15	0	21.42
	707.5	23095		1	0	22.36
				1	14	22.32
				8	4	21.34
				15	0	21.27
	714.5	23165		1	0	22.46
				1	14	22.35
				8	4	21.29
				15	0	21.17

Modulation	Carrier frequency (MHz)	UL Channel	BW	RB Size	RB Offset	Conducted power (dBm)
QPSK	701.5	23035	5	1	0	22.75
				1	24	22.89
				12	6	22.13
				25	0	22.00
	707.5	23095		1	0	22.62
				1	24	22.58
				12	6	22.16
				25	0	22.11
	713.5	23155		1	0	22.60
				1	24	22.63
				12	6	22.08
				25	0	21.97
16QAM	701.5	23035	5	1	0	22.61
				1	24	22.65
				12	6	21.57
				25	0	21.29
	707.5	23095		1	0	22.39
				1	24	22.33
				12	6	21.42
				25	0	21.31
	713.5	23155		1	0	22.41
				1	24	22.53
				12	6	21.29
				25	0	21.26
64QAM	701.5	23035	5	1	0	22.55
				1	24	22.66
				12	6	21.51
				25	0	21.33
	707.5	23095		1	0	22.31
				1	24	22.36
				12	6	21.32
				25	0	21.30
	713.5	23155		1	0	22.44
				1	24	22.43
				12	6	21.23
				25	0	21.26

Modulation	Carrier frequency (MHz)	UL Channel	BW	RB Size	RB Offset	Conducted power (dBm)
QPSK	704	23060	10	1	0	22.92
				1	49	22.88
				24	12	22.27
				50	0	22.17
	707.5	23095		1	0	22.72
				1	49	22.73
				24	12	22.33
				50	0	22.17
	711	23130		1	0	22.75
				1	49	22.75
				24	12	22.09
				50	0	22.07
16QAM	704	23060	10	1	0	22.72
				1	49	22.74
				24	12	21.60
				50	0	21.40
	707.5	23095		1	0	22.53
				1	49	22.48
				24	12	21.53
				50	0	21.40
	711	23130		1	0	22.56
				1	49	22.51
				24	12	21.36
				50	0	21.38
64QAM	704	23060	10	1	0	22.73
				1	49	22.70
				24	12	21.58
				50	0	21.51
	707.5	23095		1	0	22.39
				1	49	22.44
				24	12	21.46
				50	0	21.41
	711	23130		1	0	22.49
				1	49	22.49
				24	12	21.31
				50	0	21.27



## 2 Occupied Bandwidth Test result

Band	Carrier frequency (MHz)	Channel	BW (MHz)	RB Size	RB Offset	Bandwidth of 99% Power (MHz)					
						QPSK		16-QAM		64-QAM	
12	699.7	23017	1.4	6	0	1.0826	Fig.1	1.0814	Fig.2	1.0831	Fig.3
	707.5	23095		6	0	1.0808	Fig.4	1.0827	Fig.5	1.0807	Fig.6
	715.3	23173		6	0	1.0842	Fig.7	1.0837	Fig.8	1.0820	Fig.9
	700.5	23025	3	15	0	2.7078	Fig.10	2.7020	Fig.11	2.7016	Fig.12
	707.5	23095		15	0	2.7029	Fig.13	2.7043	Fig.14	2.7027	Fig.15
	714.5	23165		15	0	2.7091	Fig.16	2.6952	Fig.17	2.7075	Fig.18
	701.5	23035	5	25	0	4.4842	Fig.19	4.4882	Fig.20	4.4810	Fig.21
	707.5	23095		25	0	4.4829	Fig.22	4.4721	Fig.23	4.4839	Fig.24
	713.5	23155		25	0	4.4778	Fig.25	4.4835	Fig.26	4.4719	Fig.27
	704	23060	10	50	0	8.9868	Fig.28	8.9431	Fig.29	8.9509	Fig.30
	707.5	23095		50	0	8.9537	Fig.31	8.9706	Fig.32	8.9377	Fig.33
711	23130	50		0	8.9464	Fig.34	8.9470	Fig.35	8.9670	Fig.36	

Band	Carrier frequency (MHz)	Channel	BW (MHz)	RB Size	RB Offset	Bandwidth of -26dB transmitter power (MHz)					
						QPSK		16-QAM		64-QAM	
12	699.7	23017	1.4	6	0	1.251	Fig.1	1.222	Fig.2	1.247	Fig.3
	707.5	23095		6	0	1.254	Fig.4	1.246	Fig.5	1.261	Fig.6
	715.3	23173		6	0	1.238	Fig.7	1.264	Fig.8	1.242	Fig.9
	700.5	23025	3	15	0	3.024	Fig.10	3.018	Fig.11	3.016	Fig.12
	707.5	23095		15	0	2.999	Fig.13	3.015	Fig.14	3.031	Fig.15
	714.5	23165		15	0	3.028	Fig.16	3.015	Fig.17	3.019	Fig.18
	701.5	23035	5	25	0	5.087	Fig.19	5.081	Fig.20	4.922	Fig.21
	707.5	23095		25	0	5.078	Fig.22	5.151	Fig.23	5.132	Fig.24
	713.5	23155		25	0	5.065	Fig.25	4.857	Fig.26	5.025	Fig.27
	704	23060	10	50	0	9.874	Fig.28	9.779	Fig.29	9.810	Fig.30
	707.5	23095		50	0	9.842	Fig.31	9.882	Fig.32	9.788	Fig.33
711	23130	50		0	9.865	Fig.34	9.875	Fig.35	9.925	Fig.36	

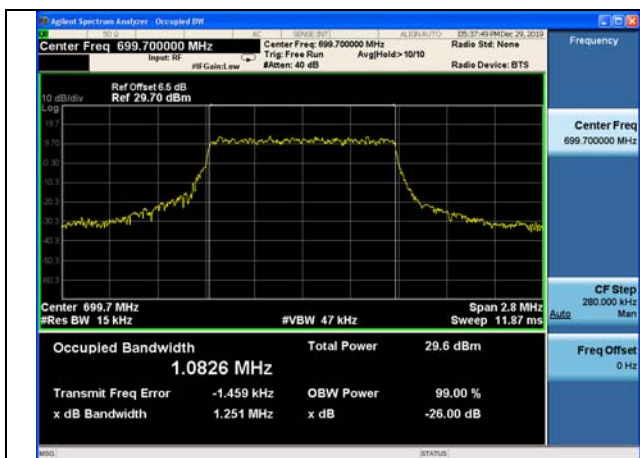


Fig.1

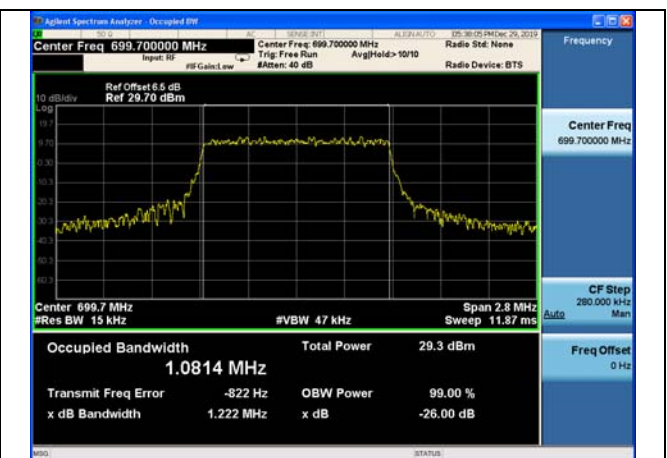


Fig.2

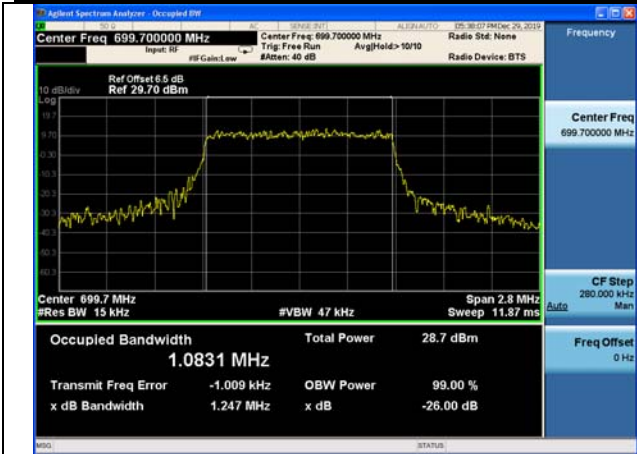


Fig.3



Fig.4

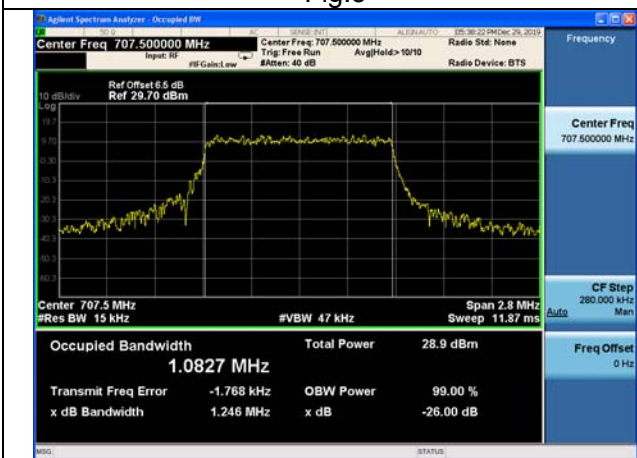


Fig.5

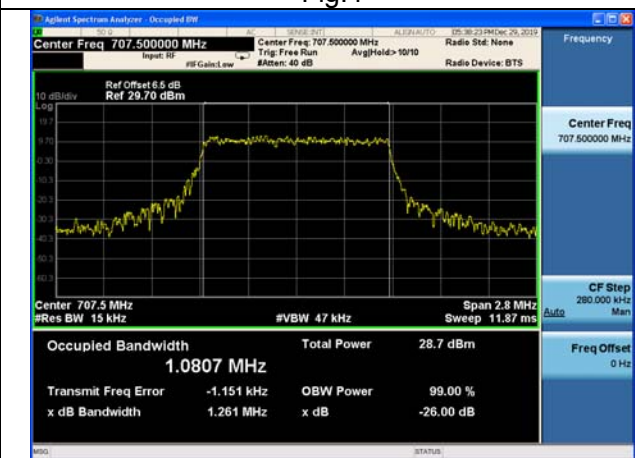


Fig.6

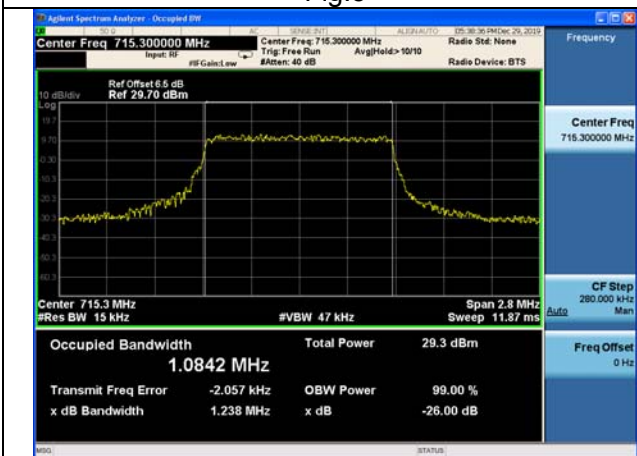


Fig.7

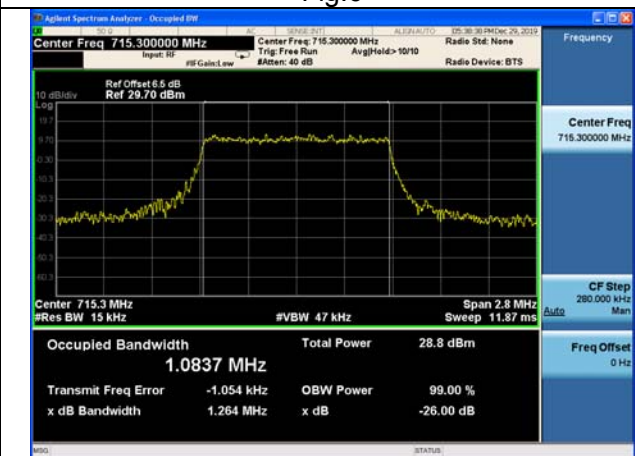


Fig.8

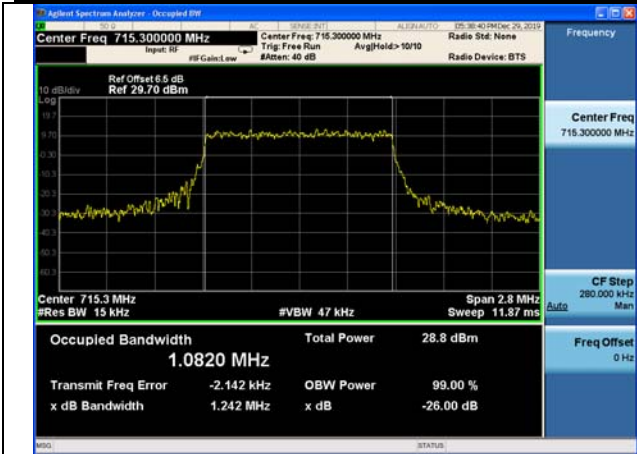


Fig.9

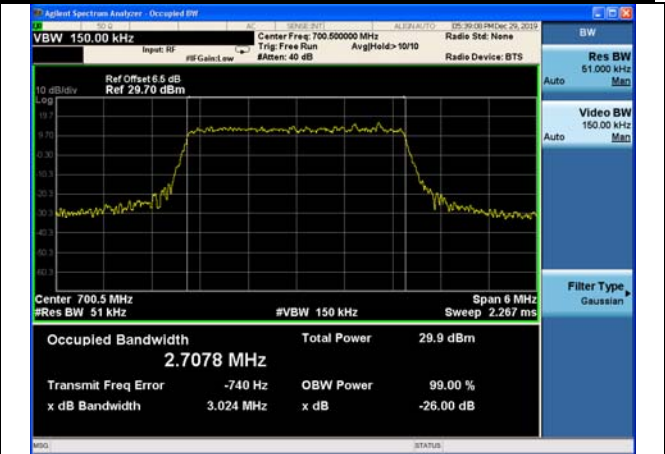


Fig.10

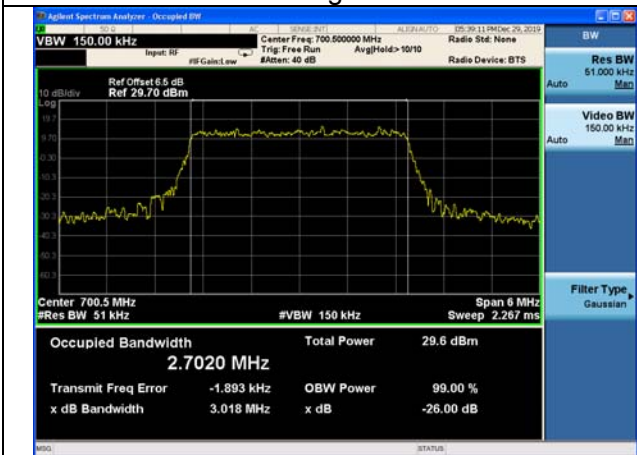


Fig.11

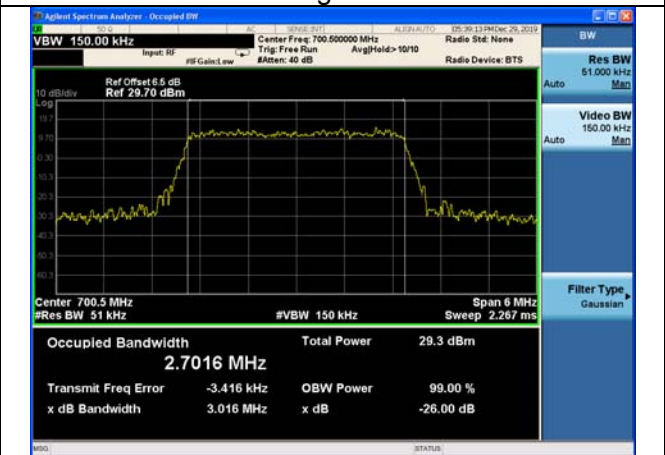


Fig.12

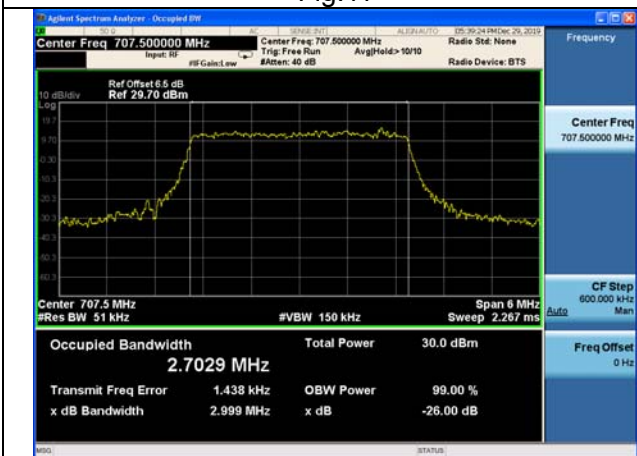


Fig.13



Fig.14

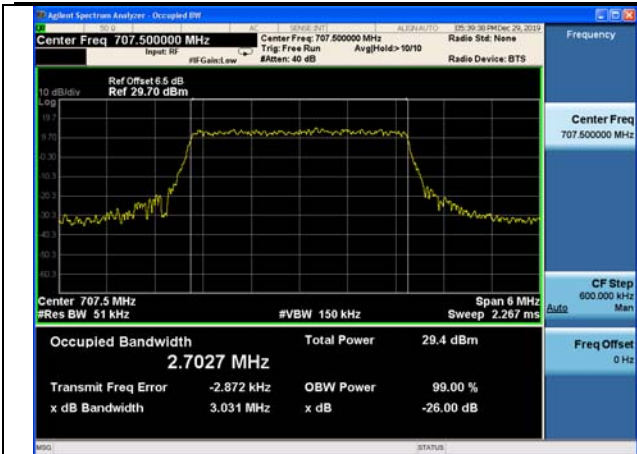


Fig.15

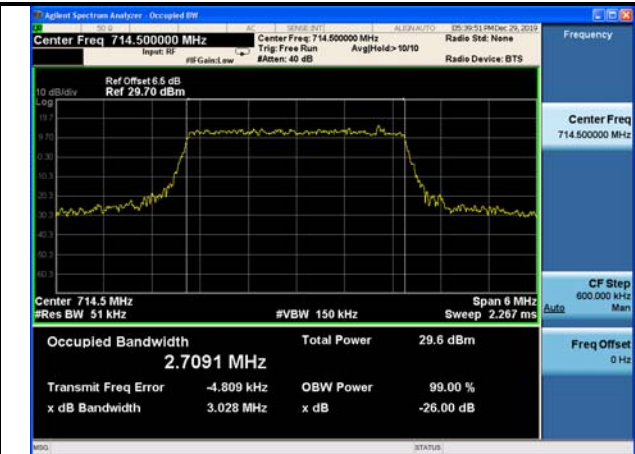


Fig.16

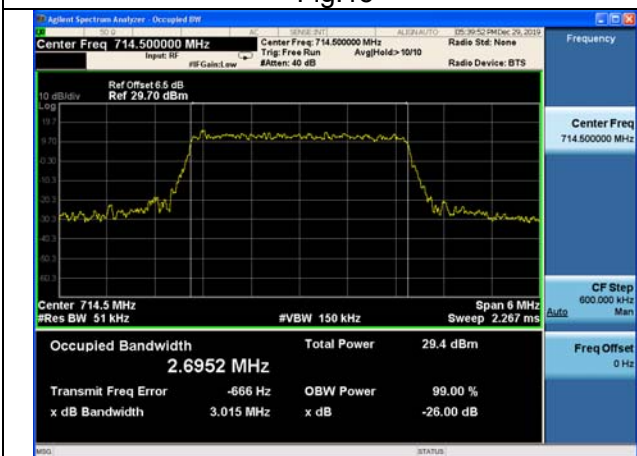


Fig.17



Fig.18

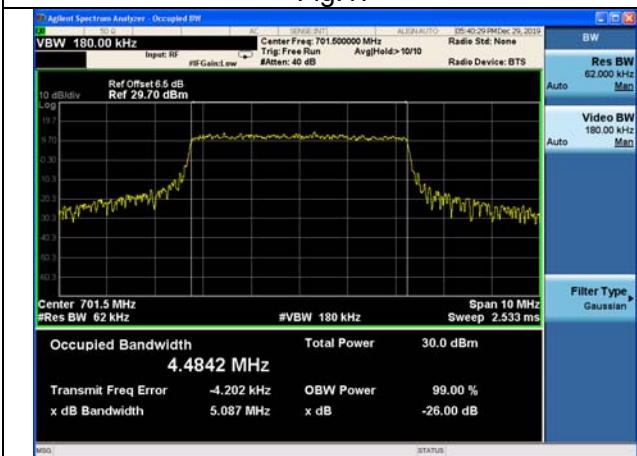


Fig.19

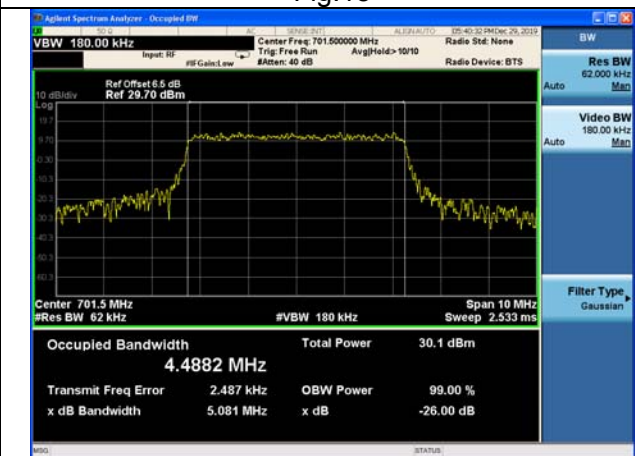


Fig.20

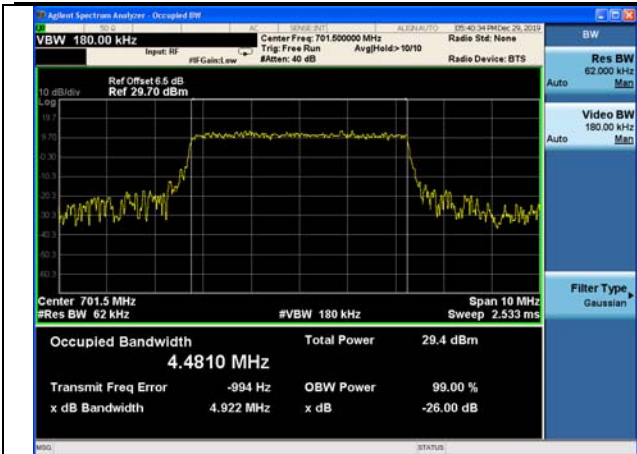


Fig.21

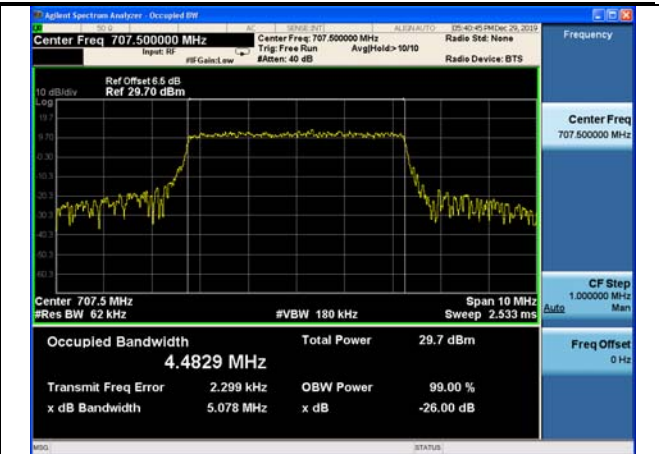


Fig.22

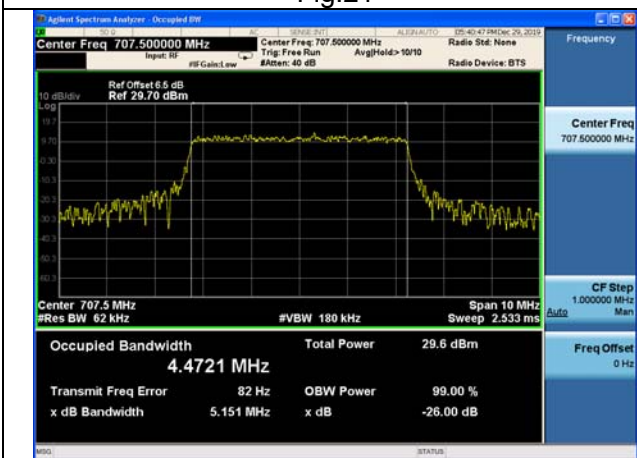


Fig.23

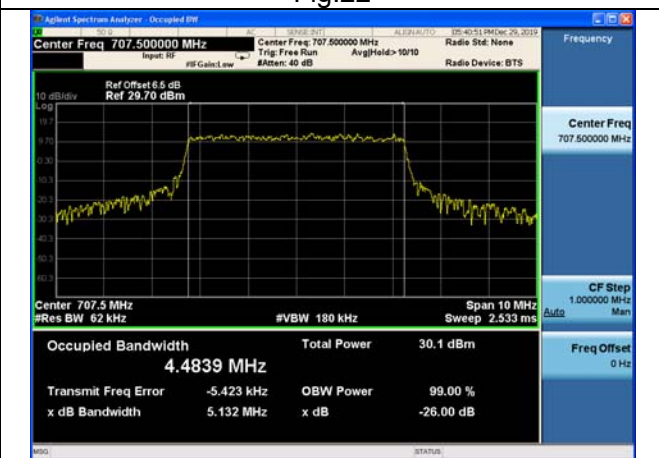


Fig.24

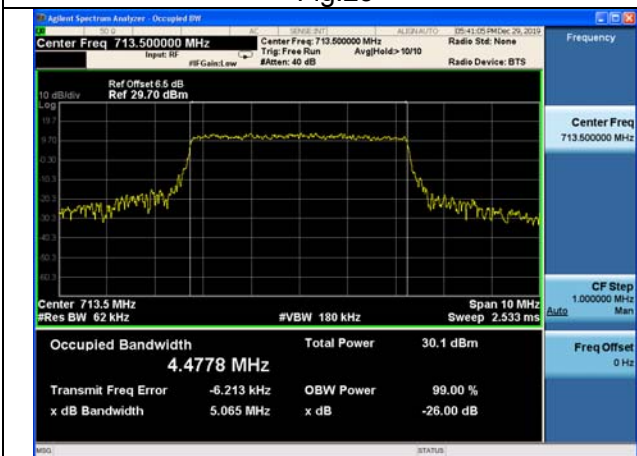


Fig.25

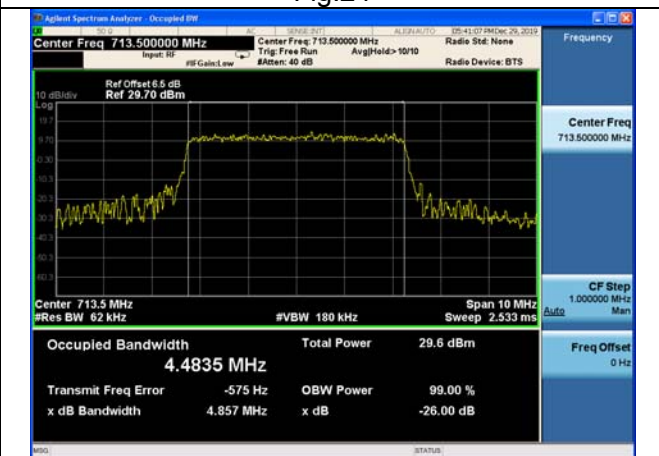


Fig.26

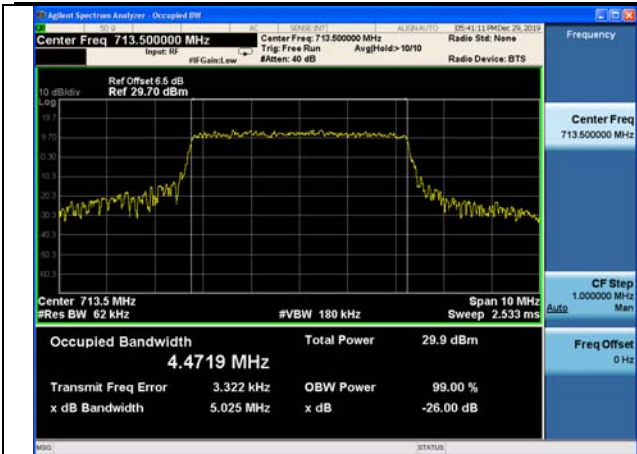


Fig.27

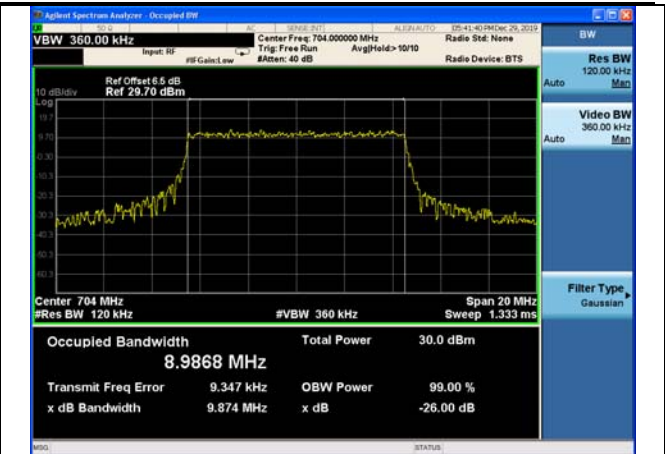


Fig.28

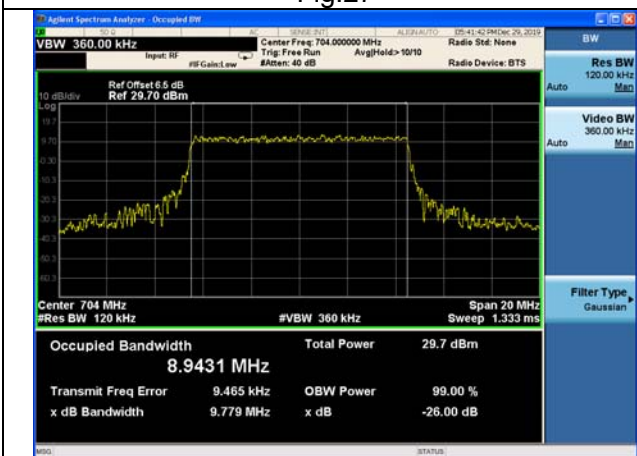


Fig.29

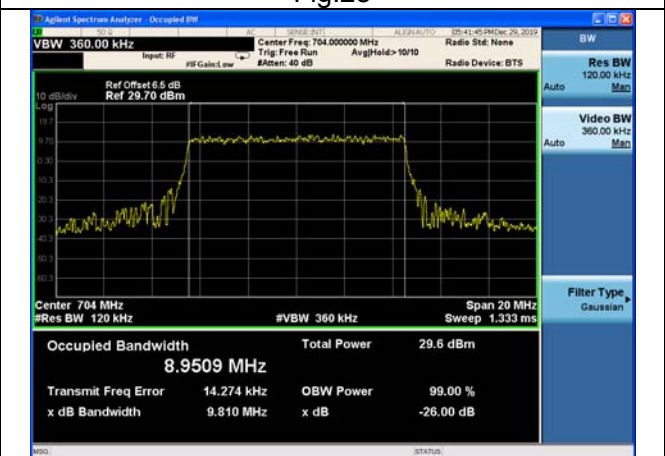


Fig.30

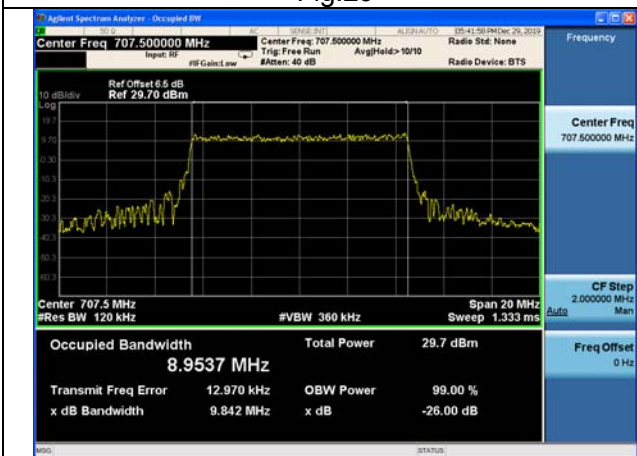


Fig.31

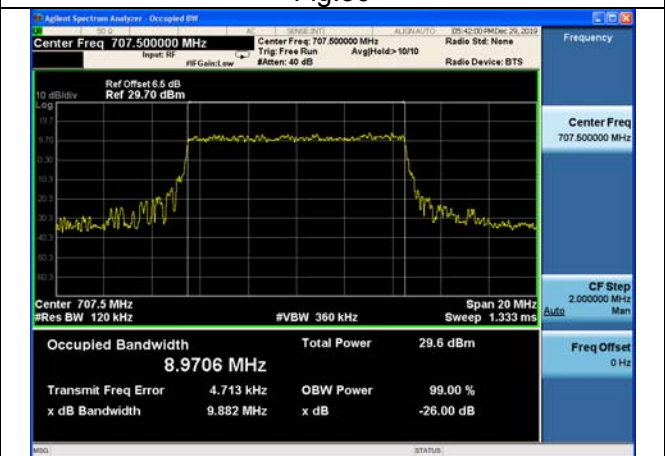


Fig.32

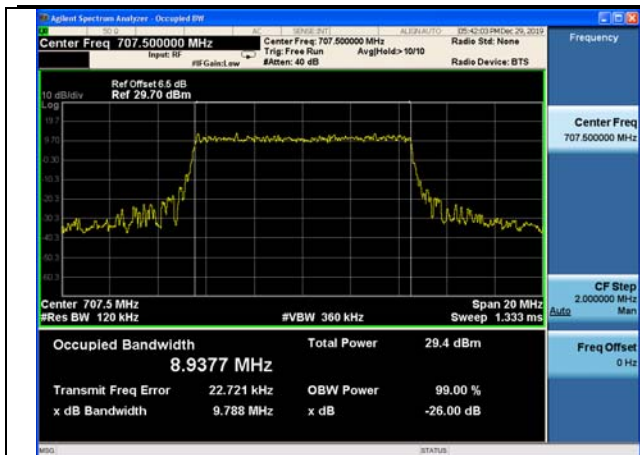


Fig.33

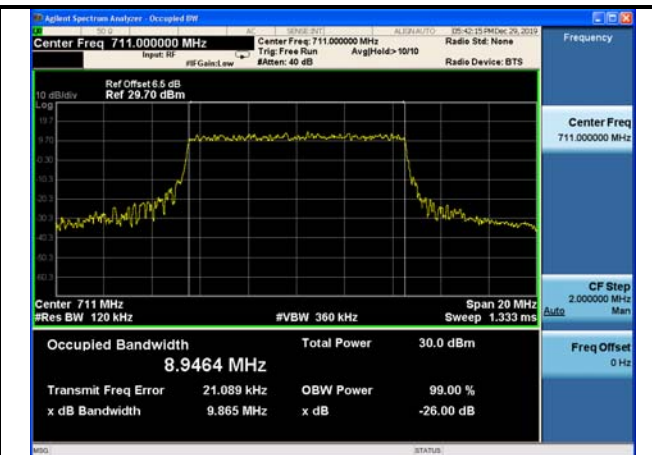


Fig.34

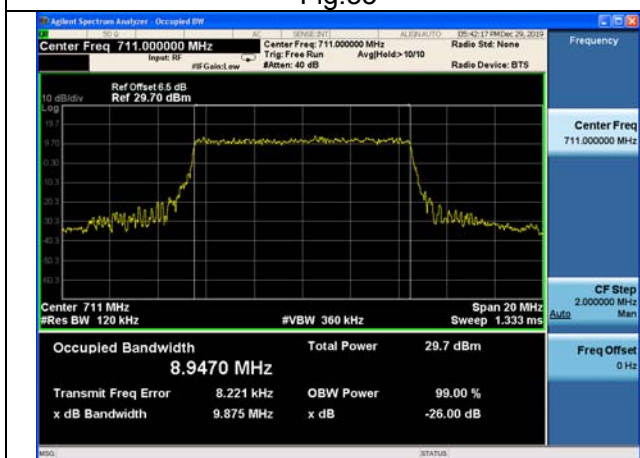


Fig.35

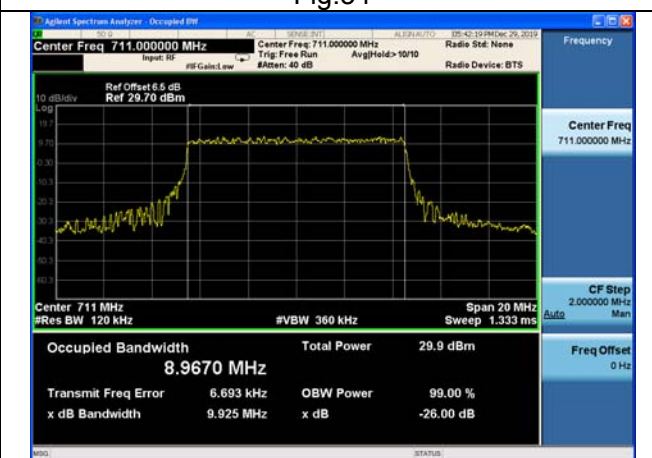


Fig.36

### 3 Peak-Average Ratio

Band	Carrier frequency (MHz)	Channel	BW (MHz)	RB Size	RB Offset	QPSK	16-QAM	64-QAM
12	707.5	23095	1.4	1	0	Fig.1	Fig.2	Fig.3
			3	1	0	Fig.4	Fig.5	Fig.6
			5	1	0	Fig.7	Fig.8	Fig.9
			10	1	0	Fig.10	Fig.11	Fig.12



Fig.1

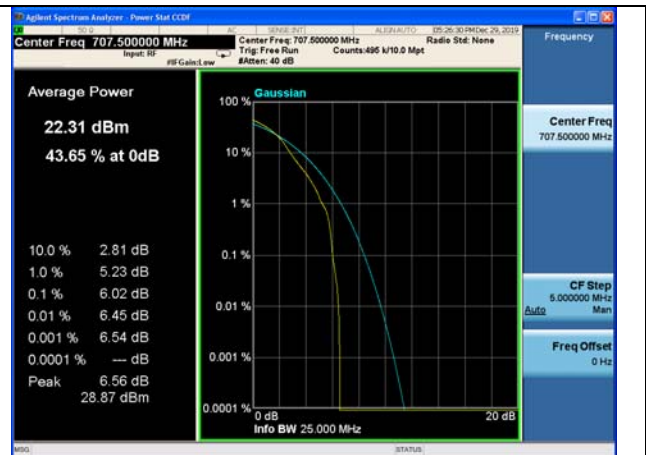


Fig.2



Fig.3

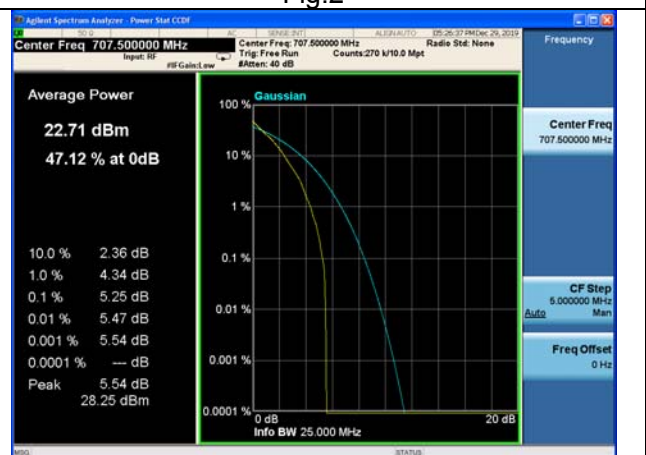


Fig.4



Fig.5

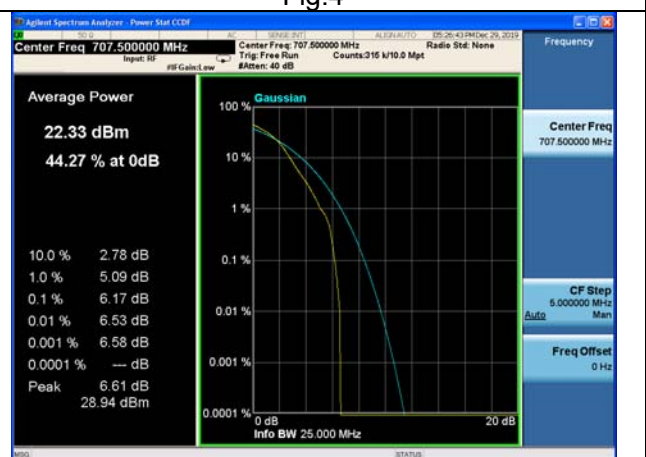


Fig.6



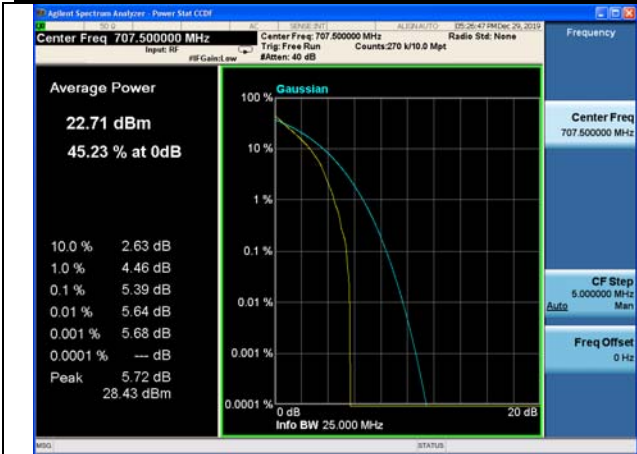


Fig.7

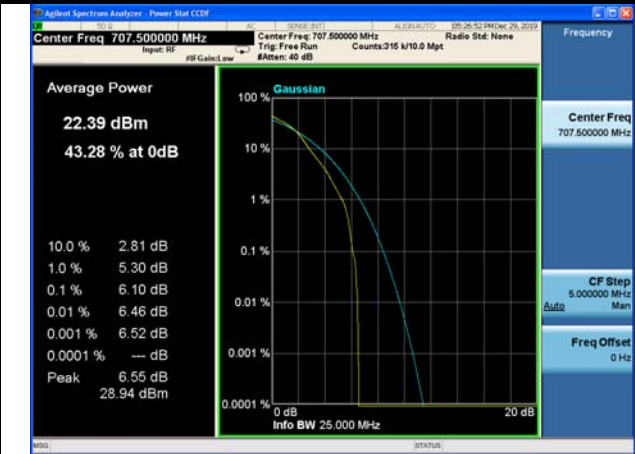


Fig.8



Fig.9



Fig.10



Fig.11



Fig.12

**4 Spurious Emissions at antenna terminal**

Band	Carrier frequency (MHz)	Channel	BW	RB Size	RB Offset	Conducted Spurious Plot
						QPSK
12	704	23060	10	1	0	Fig.1-2
	707.5	23095	10	1	0	Fig.3-4
	711	23130	10	1	0	Fig.5-6

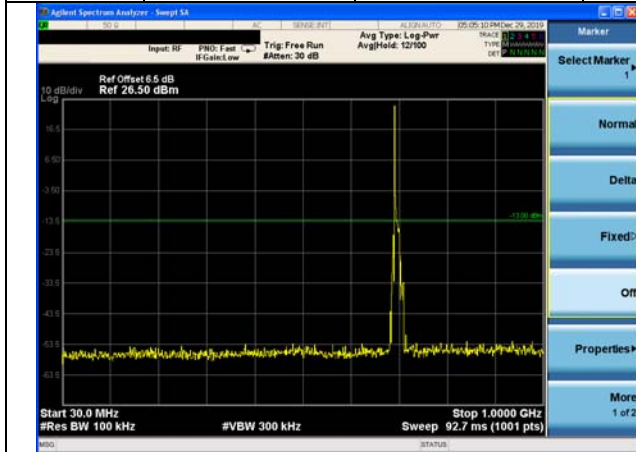


Fig.1

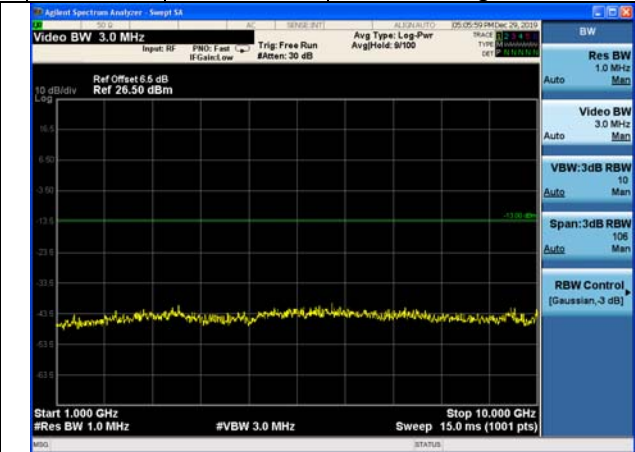


Fig.2

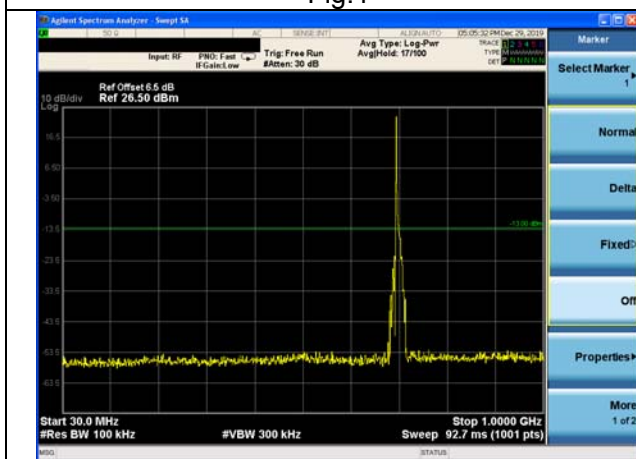


Fig3

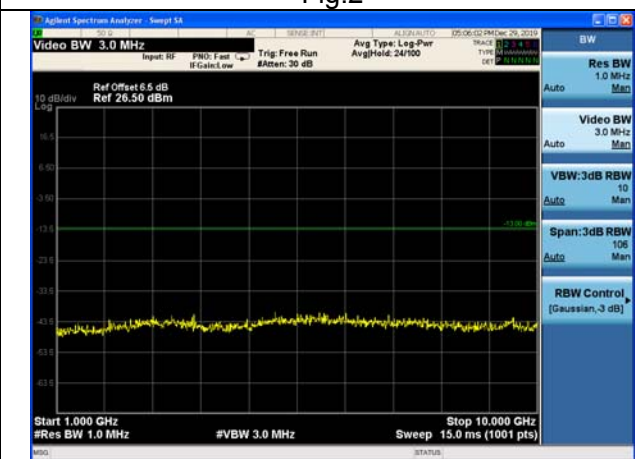


Fig4

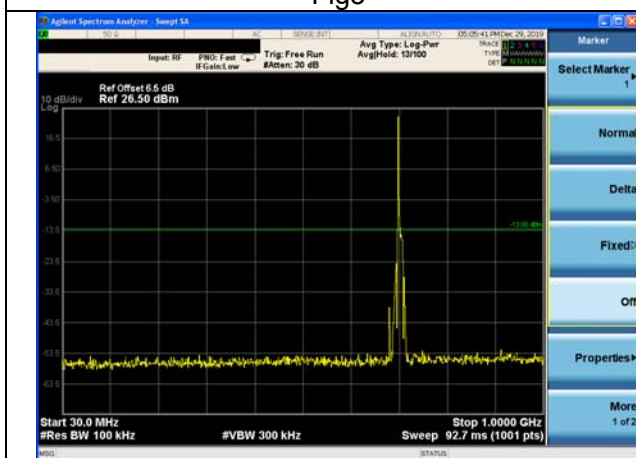


Fig5

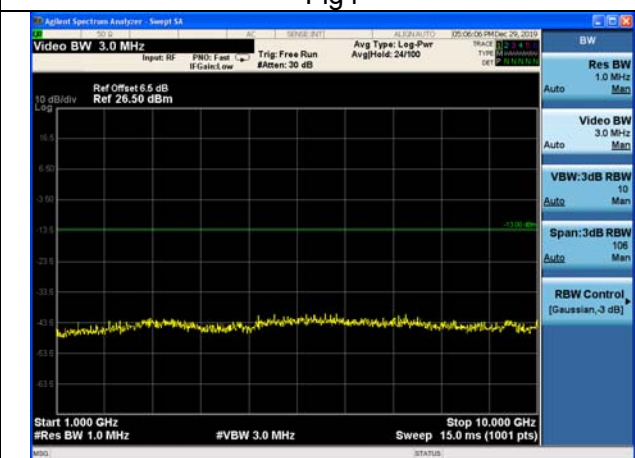


Fig6

**5 Band Edges Compliance**  
Test result

Band	Carrier frequency (MHz)	Channel	BW	RB Size	RB Offset	Band Edges Plot
						QPSK
12	699.7	23017	1.4	1	0	Fig.1
				6	0	Fig.2
	715.3	23173		1	5	Fig.3
				6	0	Fig.4
	700.5	23025	3	1	0	Fig.5
				15	0	Fig.6
	714.5	23165		1	14	Fig.7
				15	0	Fig.8
	701.5	23035	5	1	0	Fig.9
				25	0	Fig.10
	713.5	23155		1	24	Fig.11
				25	0	Fig.12
	704	23060	10	1	0	Fig.13
				50	0	Fig.14
	711	23130		1	49	Fig.15
				50	0	Fig.16



Fig.1

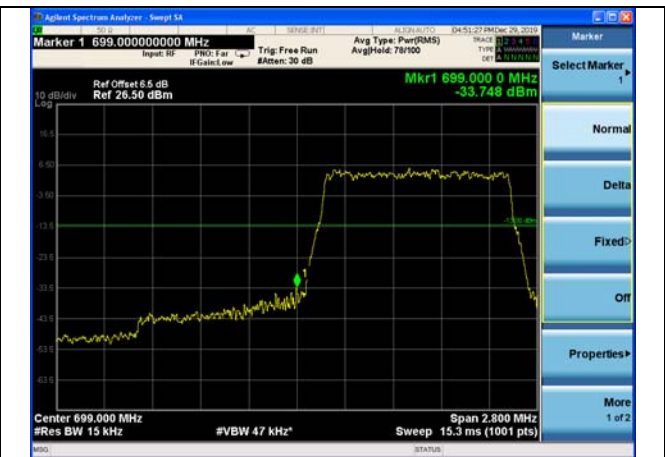


Fig.2

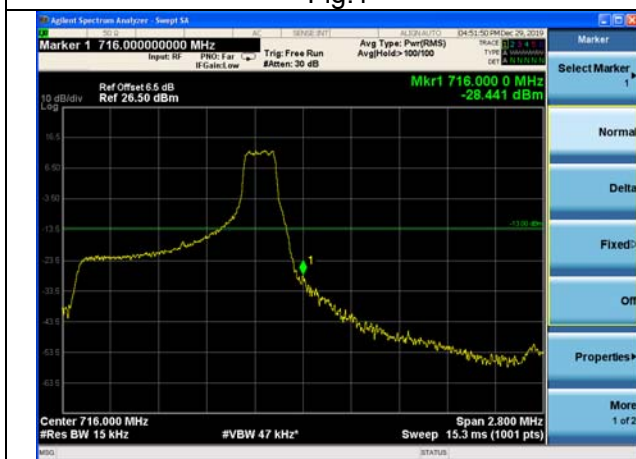


Fig.3

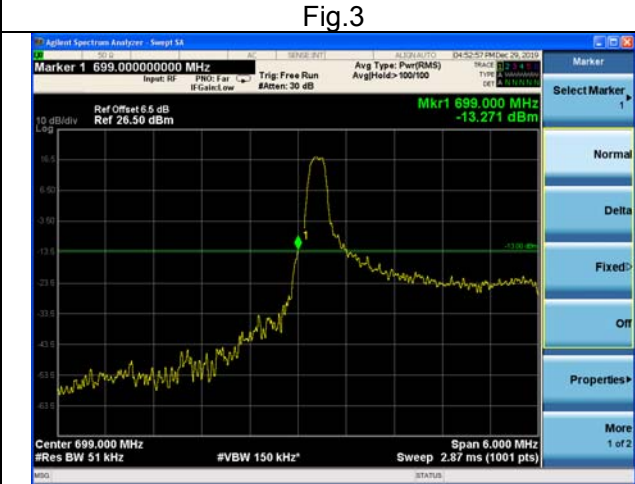


Fig.4

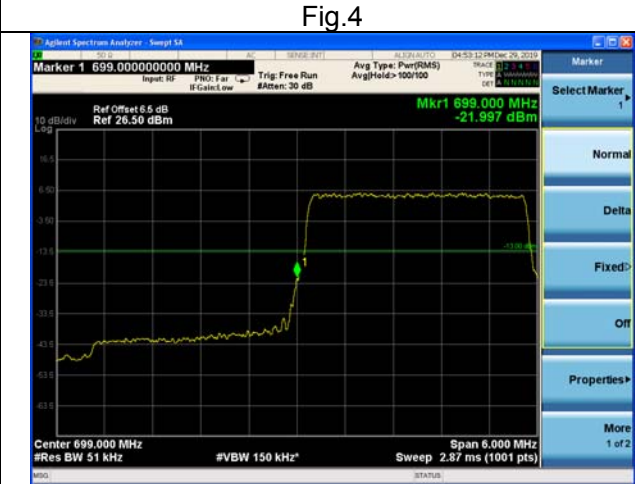


Fig.5

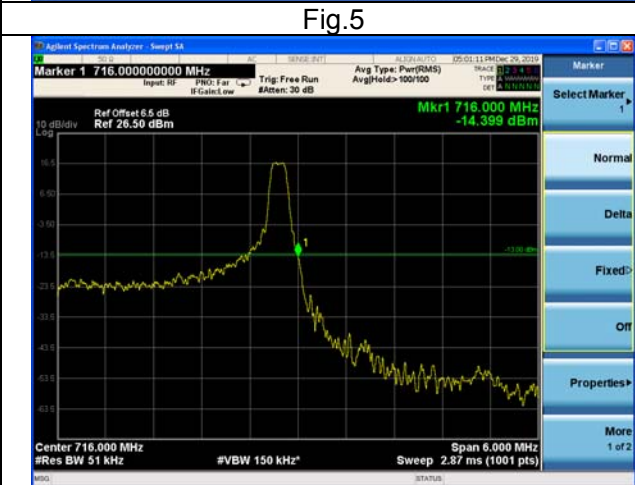


Fig.6



Fig.7

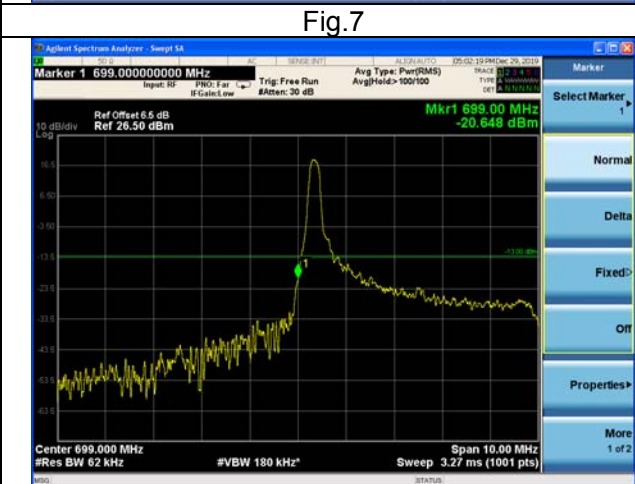


Fig.8

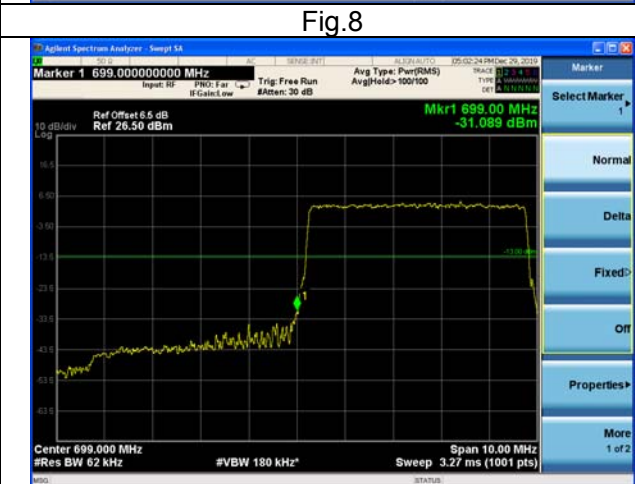
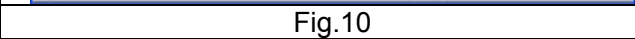


Fig.9



Fig.10



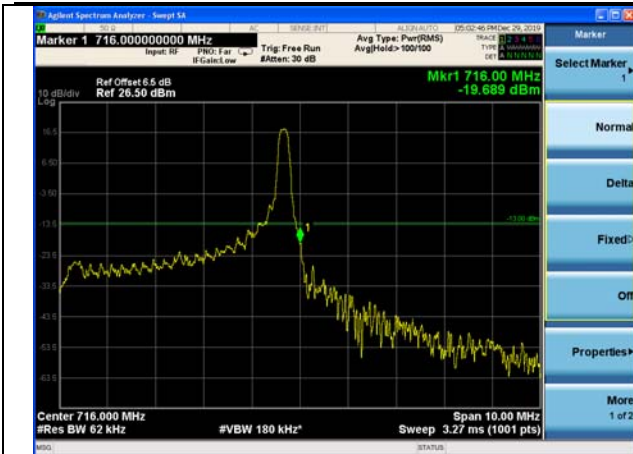


Fig.11

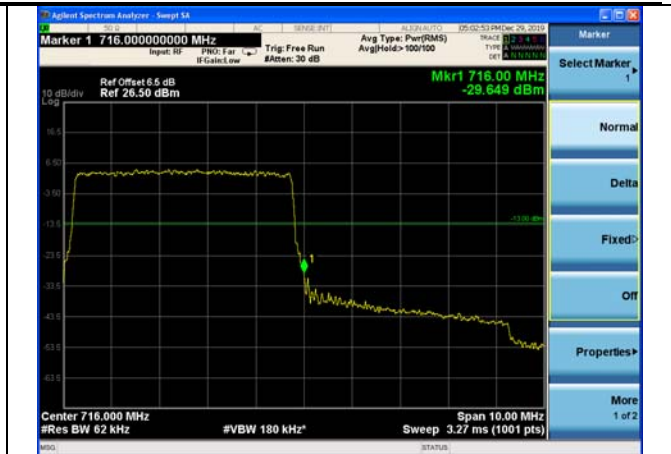


Fig.12

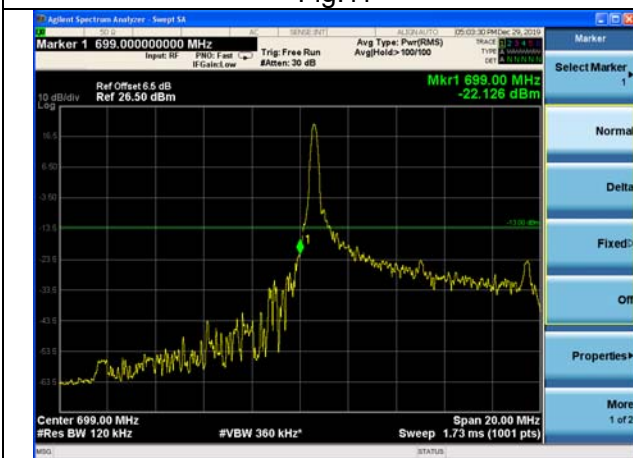


Fig.13

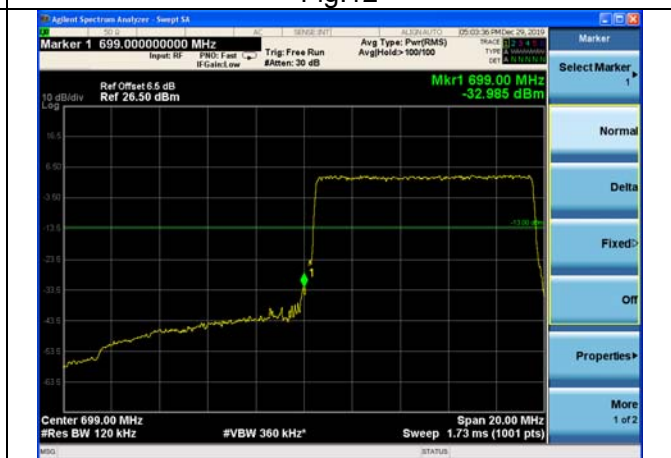


Fig.14

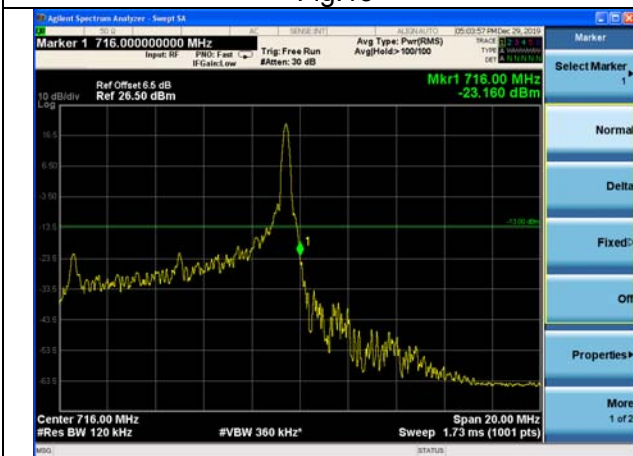


Fig.15



Fig.16

## 6 Frequency Stability

Test result:

Temperature(°C)	Voltage	Test Result (ppm) Band12 Low Channel			
		1.4M	3M	5M	10M
0	NV	-0.042	-0.056	-0.090	0.066
+10	NV	0.064	-0.014	-0.059	-0.022
+20	NV	0.000	0.000	0.000	0.000
+30	NV	0.001	-0.090	0.100	0.044
+40	NV	0.065	0.081	-0.090	-0.092
+50	NV	0.041	-0.094	-0.093	-0.057
+55	NV	-0.085	-0.055	0.018	-0.050
+20	LV	-0.034	0.035	-0.037	-0.097
+20	HV	0.003	0.048	-0.091	-0.096

Temperature(°C)	Voltage	Test Result (ppm) Band12 High Channel			
		1.4M	3M	5M	10M
0	NV	-0.006	0.073	0.097	0.028
+10	NV	0.051	0.098	-0.081	-0.065
+20	NV	0.000	0.000	0.000	0.000
+30	NV	0.091	0.075	-0.062	-0.100
+40	NV	-0.048	-0.076	0.022	0.087
+50	NV	-0.100	0.045	-0.075	-0.007
+55	NV	0.002	-0.041	0.059	-0.079
+20	LV	-0.098	-0.066	-0.079	0.028
+20	HV	0.028	-0.005	0.096	0.029

**LTE Band 66**  
**1 RF Power Output**

Modulation	Carrier frequency (MHz)	UL Channel	BW	RB Size	RB Offset	Conducted power (dBm)
QPSK	1710.7	131979	1.4	1	0	15.83
				1	5	15.84
				3	2	15.01
	1745	132322		6	0	14.89
				1	0	15.80
				1	5	15.76
	1779.3	132665		3	2	14.94
				6	0	14.90
				1	0	15.78
16QAM	1710.7	131979	1.4	1	5	15.75
				3	2	14.92
				6	0	14.85
	1745	132322		1	0	14.97
				1	5	14.84
				3	2	14.13
	1779.3	132665		6	0	14.02
				1	0	14.88
				1	5	14.86
64QAM	1710.7	131979	1.4	3	2	14.04
				6	0	14.00
				1	0	14.87
	1745	132322		1	5	14.82
				3	2	14.04
				6	0	13.99
	1779.3	132665		1	0	14.88
				1	5	14.76
				3	2	14.07
1 RF Power Output	1710.7	131979	1.4	6	0	13.98
				1	0	14.71
				1	5	14.80
	1745	132322		3	2	13.98
				6	0	13.93
				1	0	14.83
	1779.3	132665		1	5	14.83
				3	2	13.82
				6	0	13.89

Modulation	Carrier frequency (MHz)	UL Channel	BW	RB Size	RB Offset	Conducted power (dBm)
QPSK	1711.5	131987	3	1	0	15.81
				1	14	15.77
				8	4	14.96
				15	0	14.94
	1745	132322		1	0	15.78
				1	14	15.69
				8	4	15.00
				15	0	14.93
	1778.5	132657		1	0	15.81
				1	14	15.82
				8	4	14.84
				15	0	14.84
16QAM	1711.5	131987	3	1	0	14.99
				1	14	14.89
				8	4	14.16
				15	0	14.04
	1745	132322		1	0	14.87
				1	14	14.89
				8	4	14.00
				15	0	14.08
	1778.5	132657		1	0	14.90
				1	14	14.90
				8	4	14.01
				15	0	13.96
64QAM	1711.5	131987	3	1	0	14.86
				1	14	14.77
				8	4	14.03
				15	0	13.94
	1745	132322		1	0	14.80
				1	14	14.74
				8	4	14.04
				15	0	13.89
	1778.5	132657		1	0	14.87
				1	14	14.83
				8	4	13.84
				15	0	13.90



Modulation	Carrier frequency (MHz)	UL Channel	BW	RB Size	RB Offset	Conducted power (dBm)
QPSK	1712.5	131997	5	1	0	15.90
				1	24	15.88
				12	6	15.11
				25	0	15.06
	1745	132322		1	0	15.88
				1	24	15.83
				12	6	15.07
				25	0	14.94
	1777.5	132647		1	0	15.79
				1	24	15.77
				12	6	14.96
				25	0	14.86
16QAM	1712.5	131997	5	1	0	15.02
				1	24	14.96
				12	6	14.19
				25	0	14.15
	1745	132322		1	0	14.97
				1	24	14.89
				12	6	14.07
				25	0	14.09
	1777.5	132647		1	0	14.88
				1	24	14.90
				12	6	14.11
				25	0	14.04
64QAM	1712.5	131997	5	1	0	14.96
				1	24	14.80
				12	6	14.04
				25	0	14.03
	1745	132322		1	0	14.82
				1	24	14.88
				12	6	14.09
				25	0	13.96
	1777.5	132647		1	0	14.93
				1	24	14.83
				12	6	13.97
				25	0	13.99

Modulation	Carrier frequency (MHz)	UL Channel	BW	RB Size	RB Offset	Conducted power (dBm)
QPSK	1715	132022	10	1	0	16.03
				1	49	15.97
				24	12	15.10
				50	0	15.11
	1745	132322		1	0	15.94
				1	49	15.88
				24	12	15.05
	1775	132622		50	0	15.08
				1	0	15.88
1			49	15.91		
24			12	14.98		
16QAM	1715	132022	10	50	0	14.96
				1	0	15.13
				1	49	15.07
				24	12	14.19
	1745	132322		50	0	14.13
				1	0	15.04
				1	49	14.92
	1775	132622		24	12	14.16
				50	0	14.15
1			0	15.03		
1			49	14.98		
64QAM	1715	132022	10	24	12	14.18
				50	0	14.07
				1	0	14.87
				1	49	14.85
	1745	132322		24	12	14.10
				50	0	14.05
				1	0	14.92
	1775	132622		1	49	14.90
				24	12	13.97
50			0	14.04		
1			0	14.04		

Modulation	Carrier frequency (MHz)	UL Channel	BW	RB Size	RB Offset	Conducted power (dBm)
QPSK	1717.5	132047	15	1	0	16.11
				1	74	16.06
				40	18	15.26
				75	0	15.20
	1745	132322		1	0	16.03
				1	74	16.00
				40	18	15.22
				75	0	15.17
	1772.5	132597		1	0	16.06
				1	74	16.03
				40	18	15.15
				75	0	15.13
16QAM	1717.5	132047	15	1	0	15.23
				1	74	15.15
				40	18	14.36
				75	0	14.29
	1745	132322		1	0	15.16
				1	74	15.10
				40	18	14.31
				75	0	14.29
	1772.5	132597		1	0	15.12
				1	74	15.13
				40	18	14.28
				75	0	14.23
64QAM	1717.5	132047	15	1	0	15.17
				1	74	15.03
				40	18	14.29
				75	0	14.21
	1745	132322		1	0	15.00
				1	74	15.02
				40	18	14.26
				75	0	14.19
	1772.5	132597		1	0	15.08
				1	74	15.05
				40	18	14.13
				75	0	14.15

Modulation	Carrier frequency (MHz)	UL Channel	BW	RB Size	RB Offset	Conducted power (dBm)
QPSK	1720	132072	20	1	0	16.11
				1	99	16.06
				50	25	15.26
				100	0	15.20
	1745	132322		1	0	16.03
				1	99	16.00
				50	25	15.22
				100	0	15.17
	1770	132572		1	0	16.06
				1	99	16.03
				50	25	15.15
				100	0	15.13
16QAM	1720	132072	20	1	0	15.23
				1	99	15.15
				50	25	14.36
				100	0	14.29
	1745	132322		1	0	15.16
				1	99	15.10
				50	25	14.31
				100	0	14.29
	1770	132572		1	0	15.12
				1	99	15.13
				50	25	14.28
				100	0	14.23
64QAM	1720	132072	20	1	0	15.17
				1	99	15.03
				50	25	14.29
				100	0	14.21
	1745	132322		1	0	15.00
				1	99	15.02
				50	25	14.26
				100	0	14.19
	1770	132572		1	0	15.08
				1	99	15.05
				50	25	14.13
				100	0	14.15

## 2 Occupied Bandwidth

Test result

Band	Carrier frequency (MHz)	Channel	BW (MHz)	RB Size	RB Offset	Bandwidth of 99% Power (MHz)					
						QPSK		16-QAM		64-QAM	
66	1710.7	131979	1.4	6	0	1.0812	Fig.1	1.0817	Fig.2	1.0782	Fig.3
	1745	132322		6	0	1.0805	Fig.4	1.0789	Fig.5	1.0814	Fig.6
	1779.3	132665		6	0	1.0849	Fig.7	1.0840	Fig.8	1.0879	Fig.9
	1711.5	131987	3	15	0	2.6932	Fig.10	2.6889	Fig.11	2.6975	Fig.12
	1745	132322		15	0	2.6900	Fig.13	2.6888	Fig.14	2.6914	Fig.15
	1778.5	132657		15	0	2.6909	Fig.16	2.6893	Fig.17	2.6826	Fig.18
	1712.5	131997	5	25	0	4.4802	Fig.19	4.4750	Fig.20	4.4763	Fig.21
	1745	132322		25	0	4.4669	Fig.22	4.4580	Fig.23	4.4557	Fig.24
	1777.5	132647		25	0	4.4788	Fig.25	4.4649	Fig.26	4.4631	Fig.27
	1715	132022	10	50	0	8.9477	Fig.28	8.9451	Fig.29	8.9569	Fig.30
	1745	132322		50	0	8.9539	Fig.31	8.9486	Fig.32	8.9532	Fig.33
	1775	132622		50	0	8.9558	Fig.34	8.9576	Fig.35	8.9551	Fig.36
	1717.5	132047	15	75	0	13.423	Fig.37	13.427	Fig.38	13.404	Fig.39
	1745	132322		75	0	13.450	Fig.40	13.439	Fig.41	13.440	Fig.42
	1772.5	132597		75	0	13.467	Fig.43	13.427	Fig.44	13.414	Fig.45
	1720	132072	20	100	0	17.915	Fig.46	17.935	Fig.47	17.916	Fig.48
1745	132322	100		0	17.924	Fig.49	17.900	Fig.50	17.929	Fig.51	
1770	132572	100		0	17.916	Fig.52	17.907	Fig.53	17.907	Fig.54	

Band	Carrier frequency (MHz)	Channel	BW (MHz)	RB Size	RB Offset	Bandwidth of -26dB transmitter power (MHz)					
						QPSK		16-QAM		64-QAM	
66	1710.7	131979	1.4	6	0	1.245	Fig.1	1.224	Fig.2	1.233	Fig.3
	1745	132322		6	0	1.254	Fig.4	1.256	Fig.5	1.238	Fig.6
	1779.3	132665		6	0	1.251	Fig.7	1.250	Fig.8	1.249	Fig.9
	1711.5	131987	3	15	0	3.014	Fig.10	2.964	Fig.11	2.979	Fig.12
	1745	132322		15	0	2.986	Fig.13	2.994	Fig.14	3.003	Fig.15
	1778.5	132657		15	0	3.000	Fig.16	3.036	Fig.17	2.978	Fig.18
	1712.5	131997	5	25	0	4.975	Fig.19	4.880	Fig.20	4.912	Fig.21
	1745	132322		25	0	5.028	Fig.22	5.049	Fig.23	4.861	Fig.24
	1777.5	132647		25	0	5.058	Fig.25	4.998	Fig.26	5.019	Fig.27
	1715	132022	10	50	0	9.775	Fig.28	9.642	Fig.29	9.772	Fig.30
	1745	132322		50	0	9.839	Fig.31	9.814	Fig.32	9.8737	Fig.33
	1775	132622		50	0	9.732	Fig.34	9.717	Fig.35	9.765	Fig.36
	1717.5	132047	15	75	0	15.01	Fig.37	14.98	Fig.38	14.96	Fig.39
	1745	132322		75	0	15.06	Fig.40	14.73	Fig.41	14.73	Fig.42
	1772.5	132597		75	0	14.92	Fig.43	14.85	Fig.44	14.87	Fig.45
	1720	132072	20	100	0	19.32	Fig.46	19.53	Fig.47	19.55	Fig.48
1745	132322	100		0	19.84	Fig.49	19.17	Fig.50	19.37	Fig.51	
1770	132572	100		0	19.44	Fig.52	19.45	Fig.53	19.42	Fig.54	

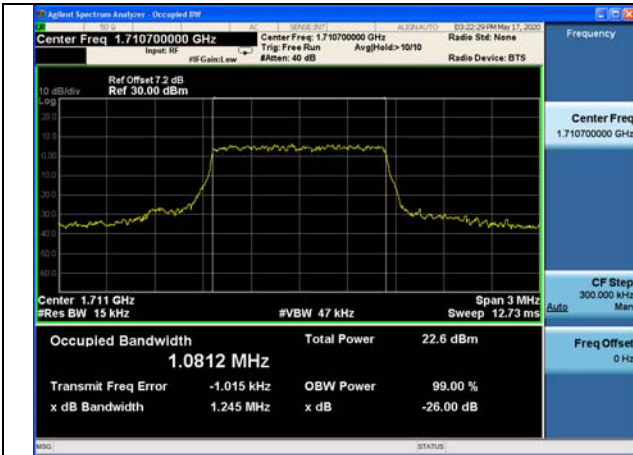


Fig.1

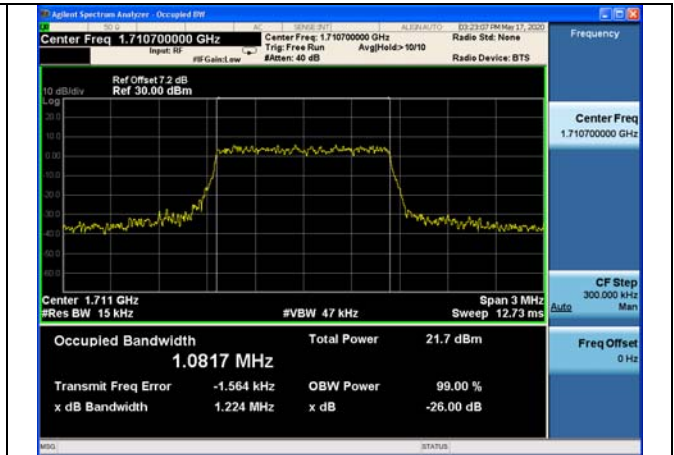


Fig.2

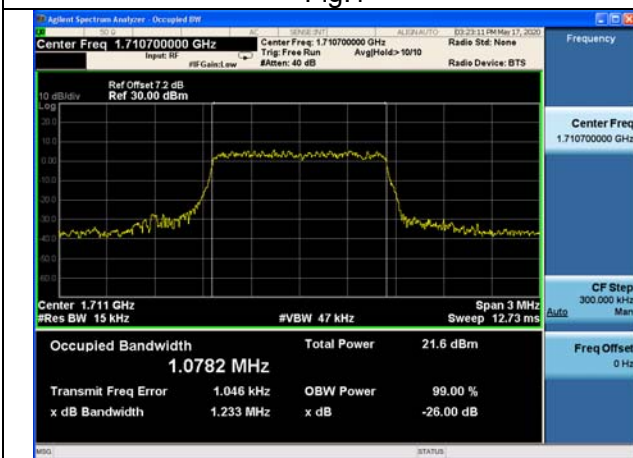


Fig.3

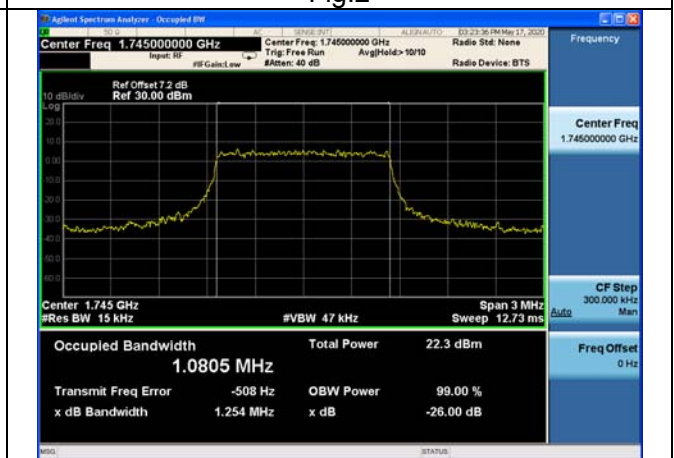


Fig.4

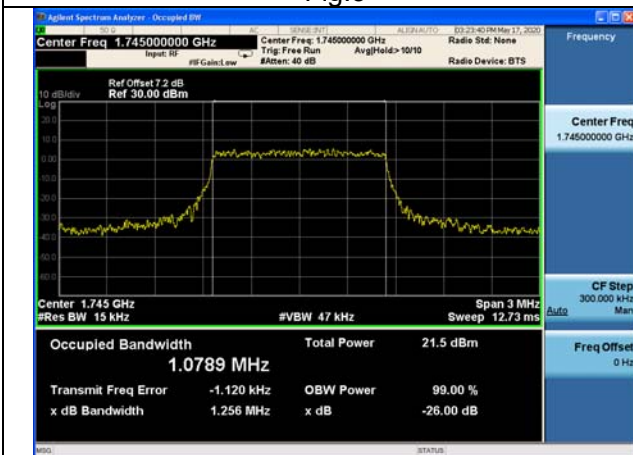


Fig.5

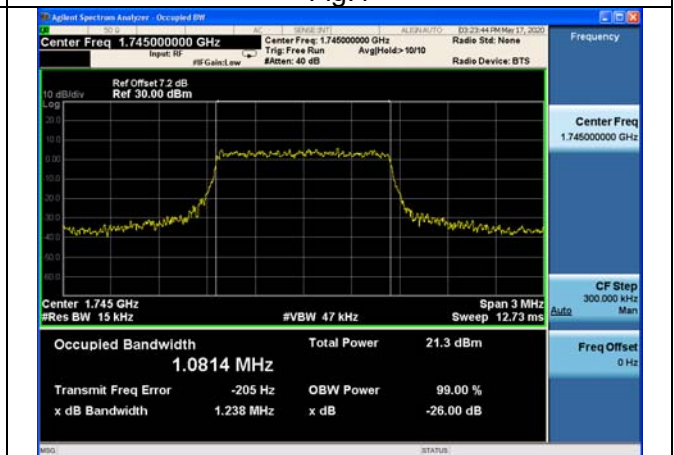


Fig.6

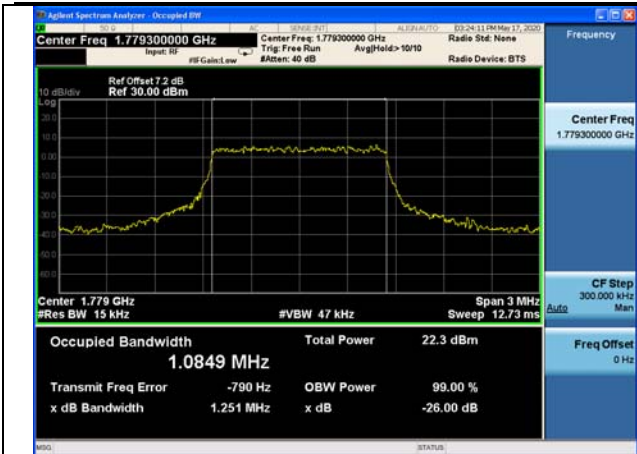


Fig.7

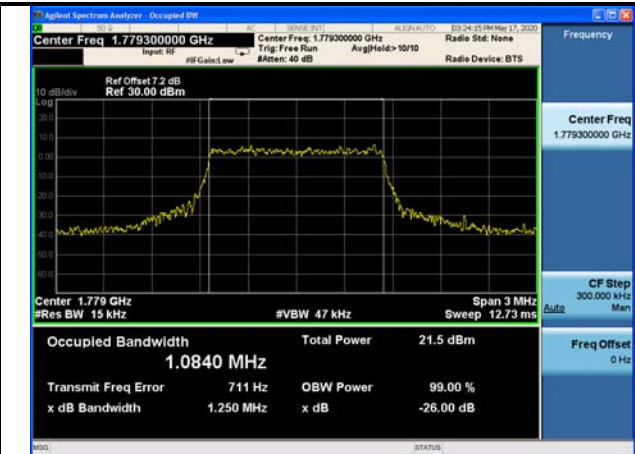


Fig.8

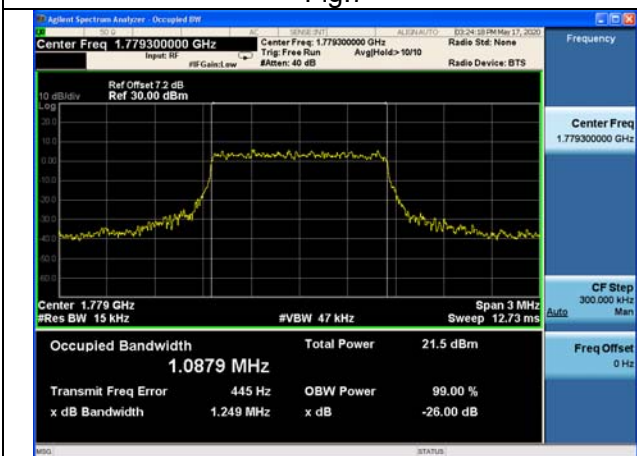


Fig.9

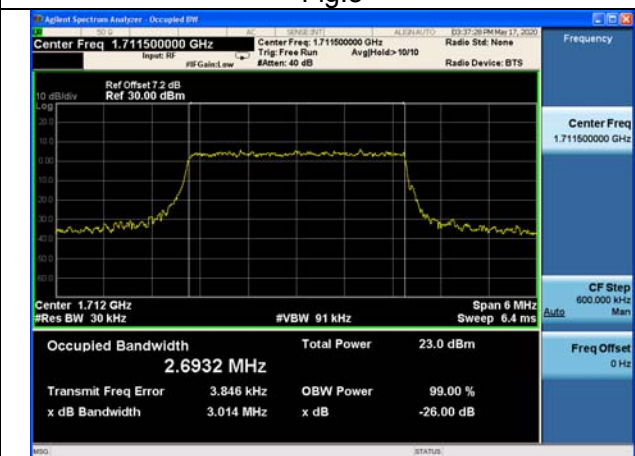


Fig.10

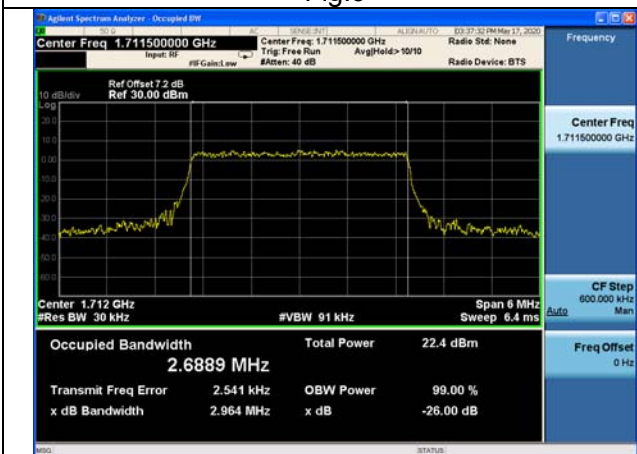


Fig.11

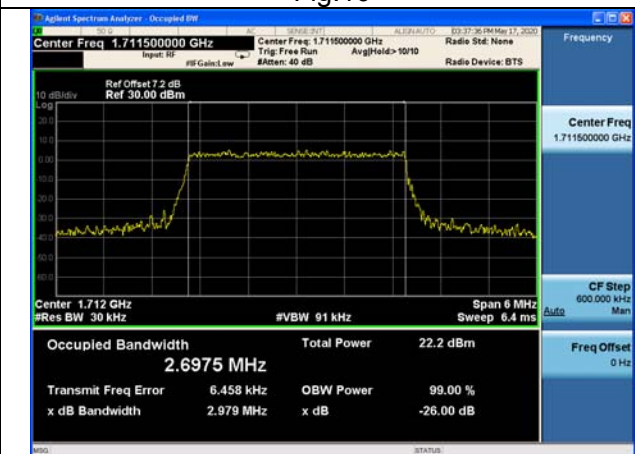


Fig.12