

Fig.37

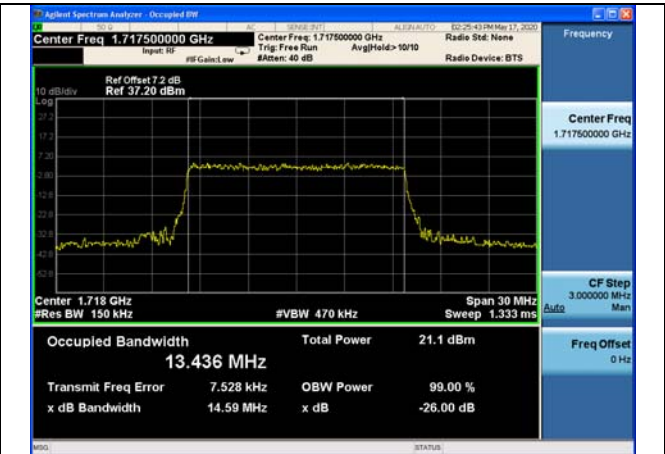


Fig.38

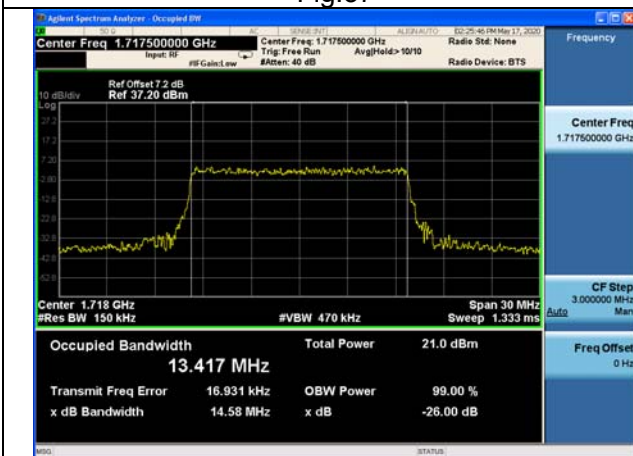


Fig.39

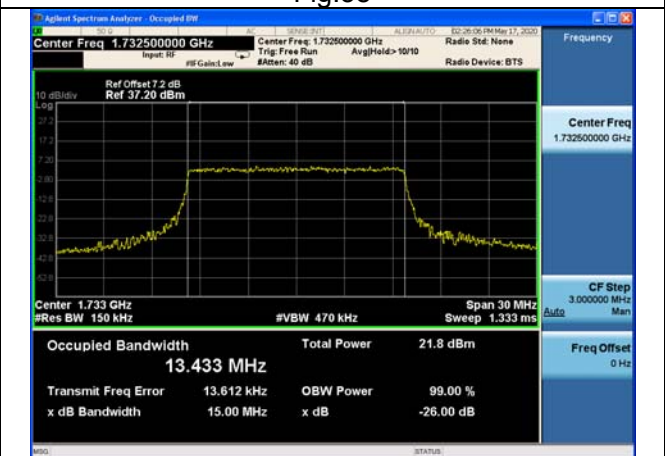


Fig.40

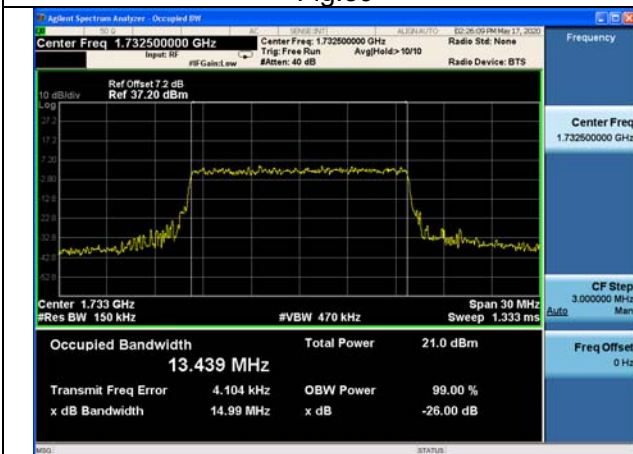


Fig.41

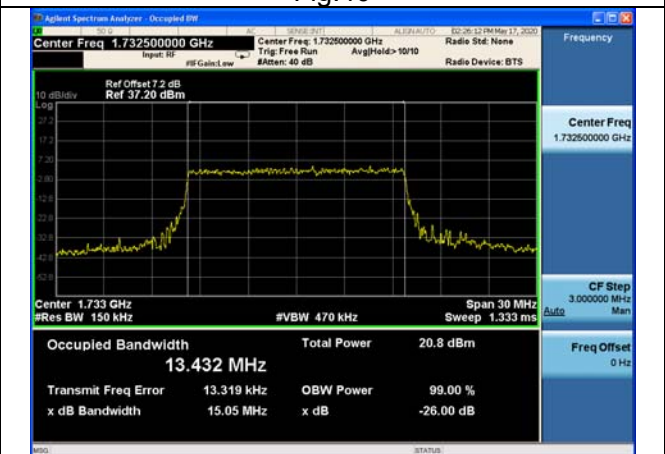


Fig.42

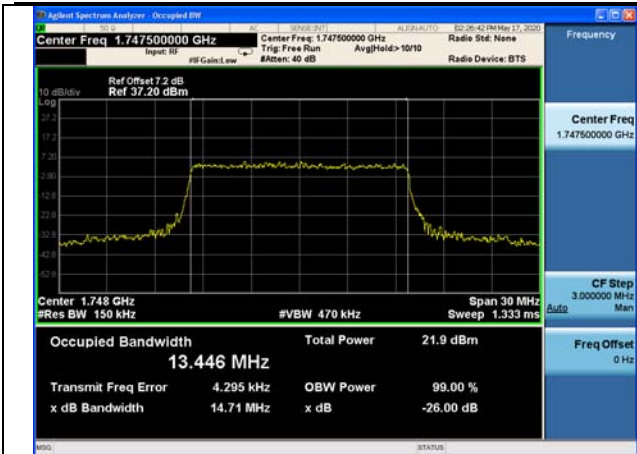


Fig.43

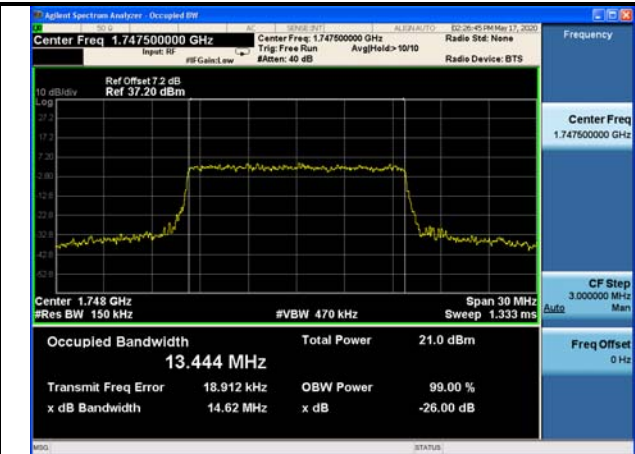


Fig.44

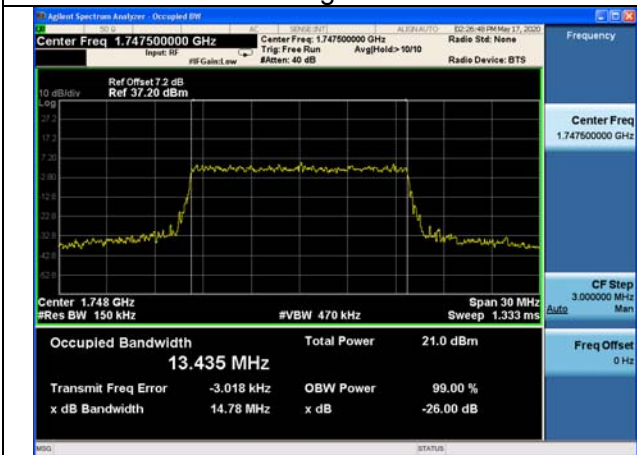


Fig.45

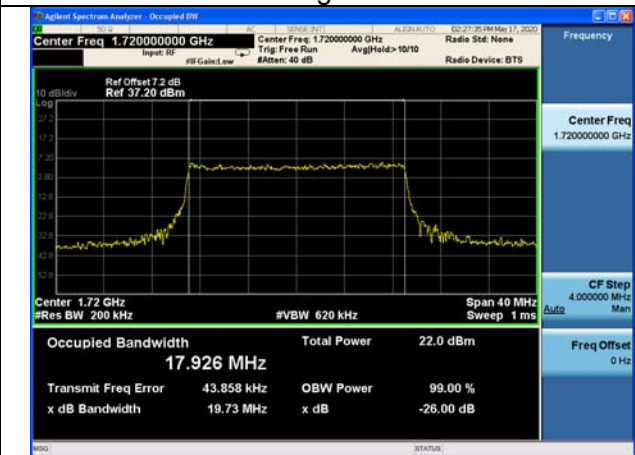


Fig.46

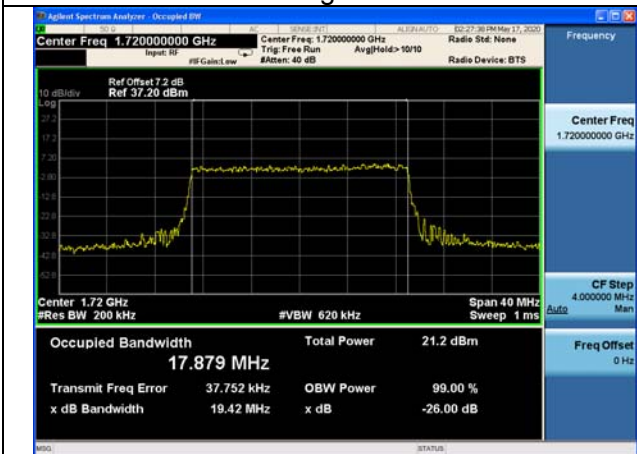


Fig.47

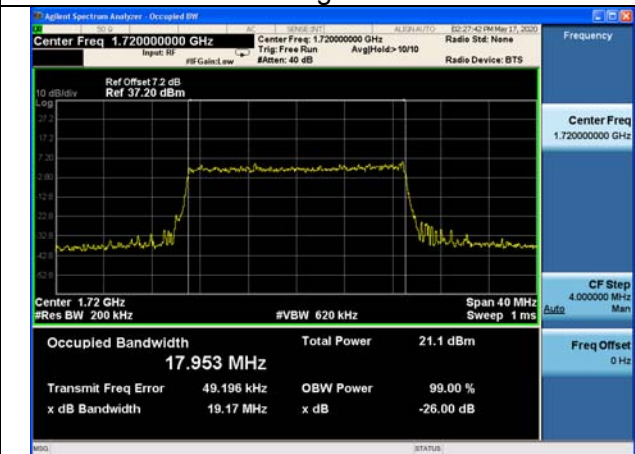


Fig.48

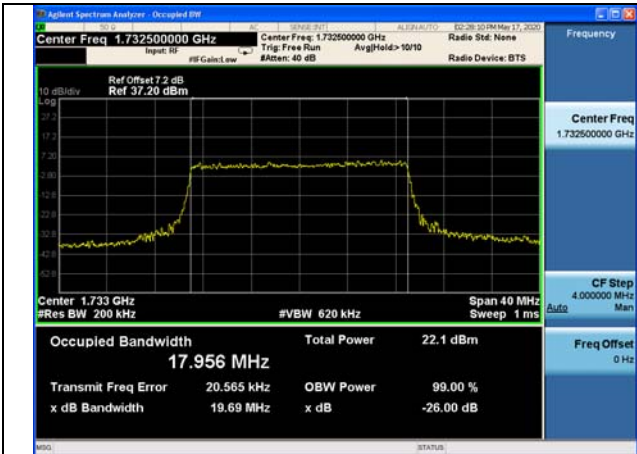


Fig.49

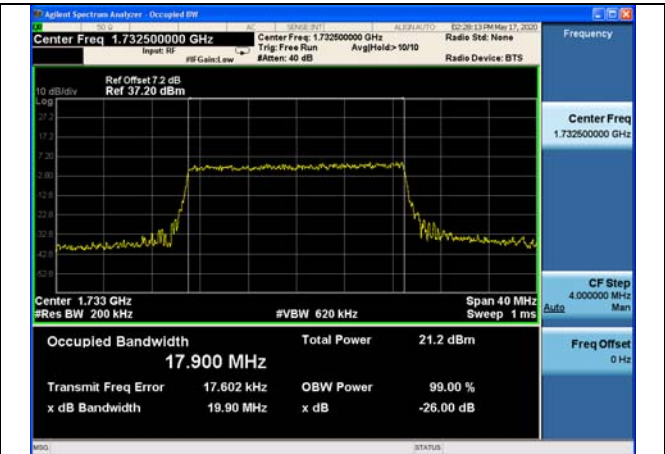


Fig.50

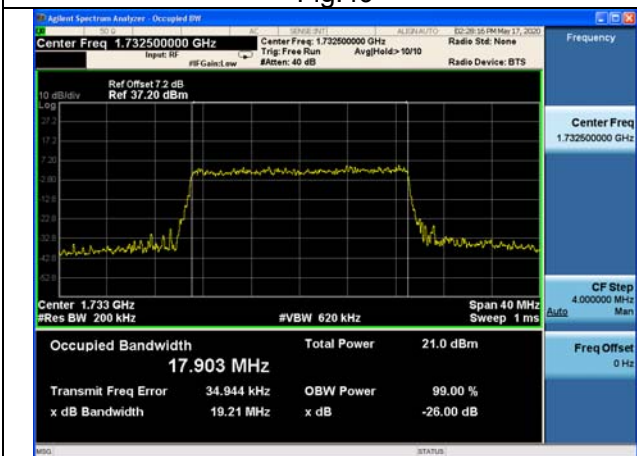


Fig.51

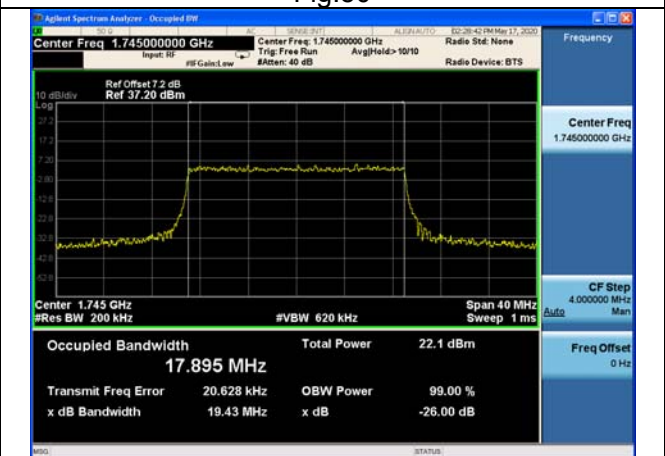


Fig.52

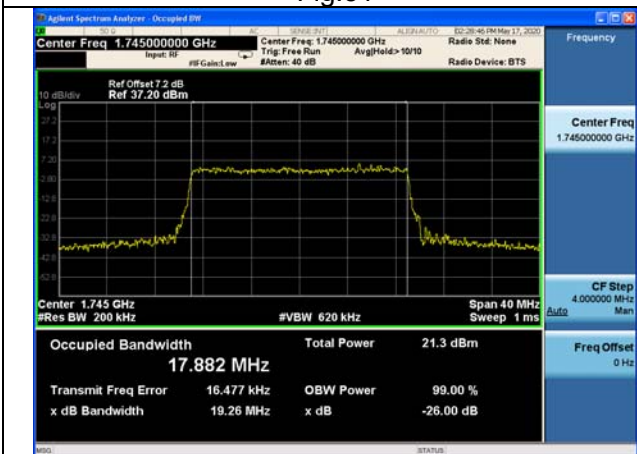


Fig.53

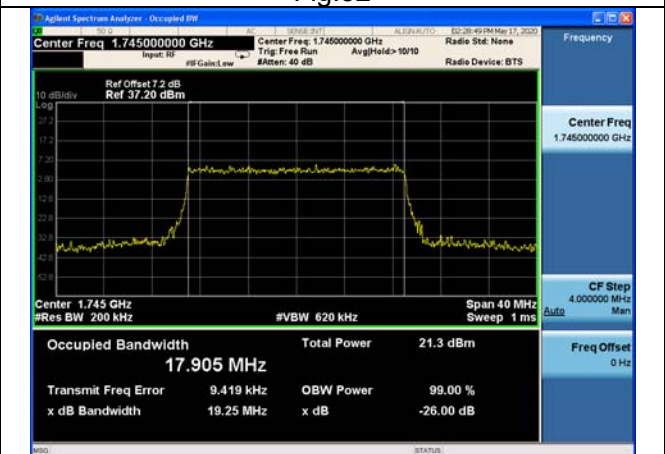


Fig.54

3 Peak-Average Ratio

Band	Carrier frequency (MHz)	Channel	BW (MHz)	RB Size	RB Offset	QPSK	16-QAM	64-QAM
4	1732.5	20175	1.4	1	0	Fig.1	Fig.2	Fig.3
			3	1	0	Fig.4	Fig.5	Fig.6
			5	1	0	Fig.7	Fig.8	Fig.9
			10	1	0	Fig.10	Fig.11	Fig.12
			15	1	0	Fig.13	Fig.14	Fig.15
			20	1	0	Fig.16	Fig.17	Fig.18

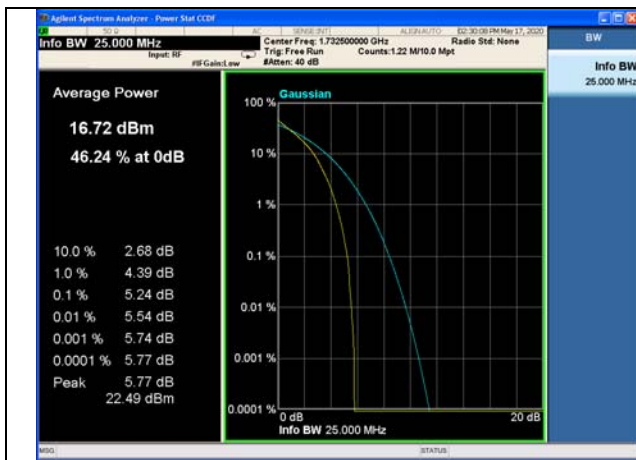


Fig.1

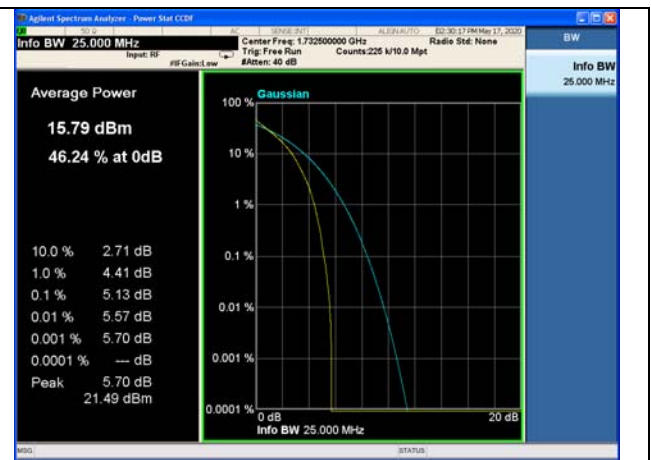


Fig.2



Fig.3

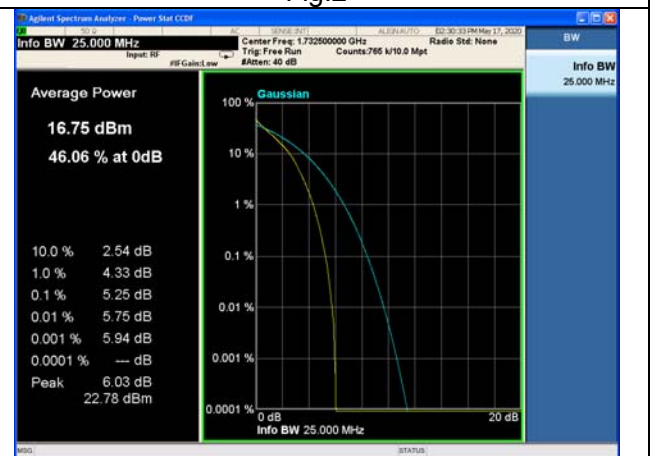


Fig.4

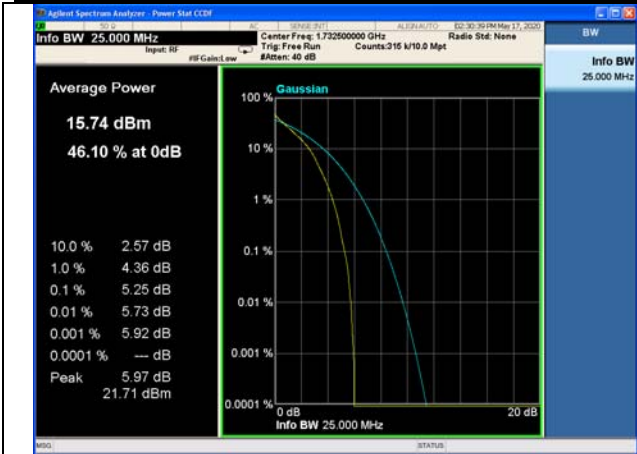


Fig.5



Fig.6



Fig.7

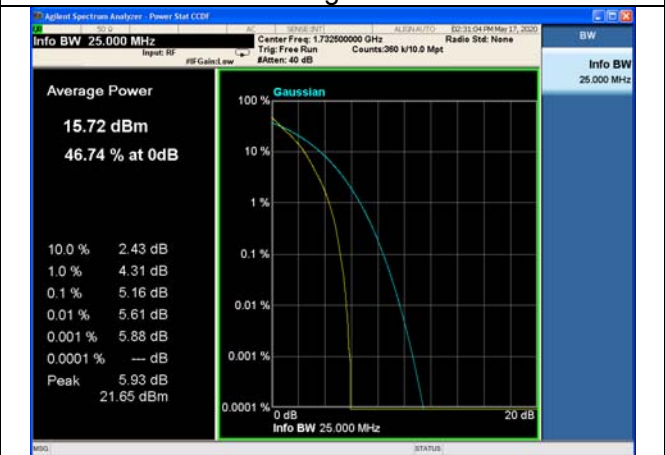


Fig.8



Fig.9



Fig.10

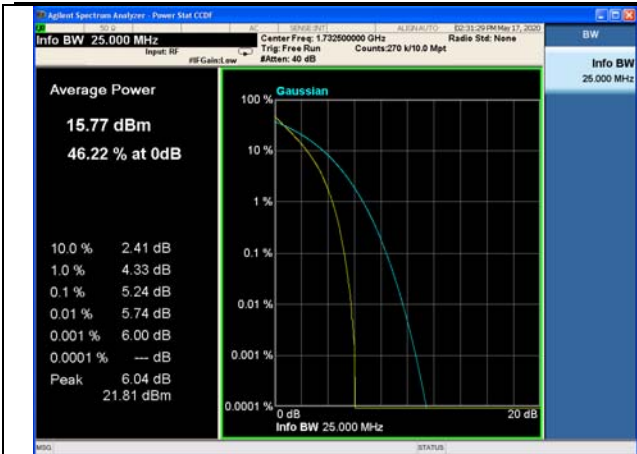


Fig.11

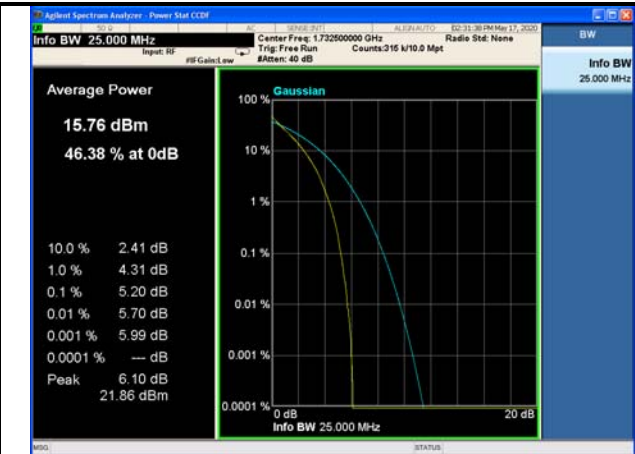


Fig.12



Fig.13



Fig.14

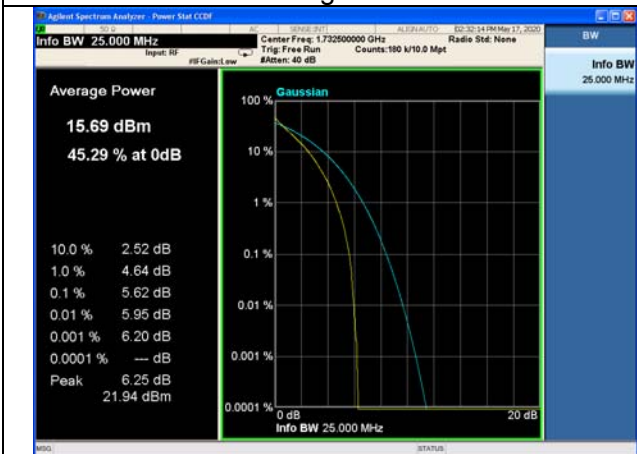


Fig.15



Fig.16



Fig.17



Fig.18

4 Spurious Emissions at antenna terminal

Band	Carrier frequency (MHz)	Channel	BW	RB Size	RB Offset	Conducted Spurious Plot
						QPSK
4	1720	20050	20	1	0	Fig.1-2
	1732.5	20175	20	1	0	Fig.3-4
	1745	20300	20	1	0	Fig.5-6

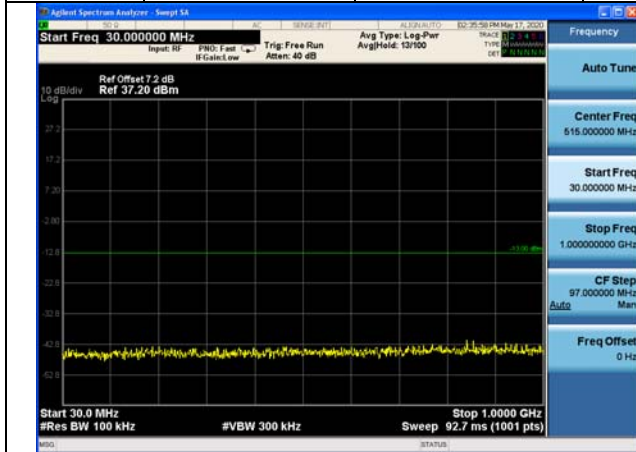


Fig.1

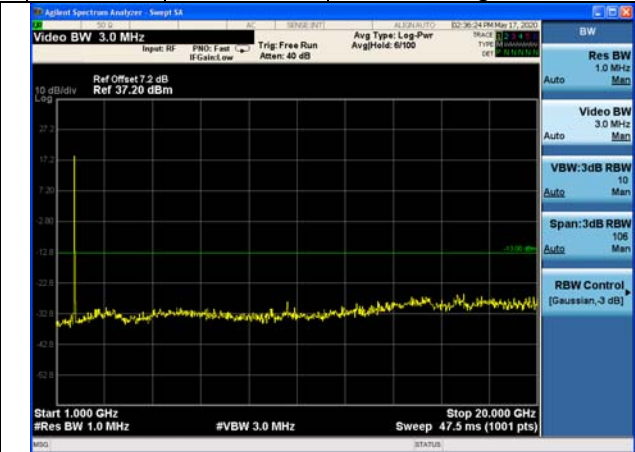


Fig.2

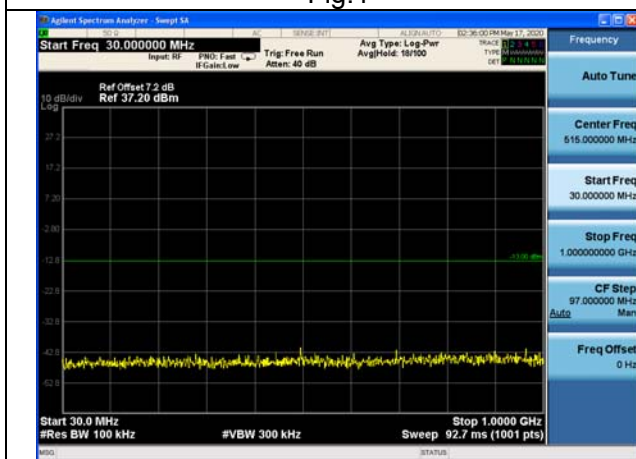


Fig3

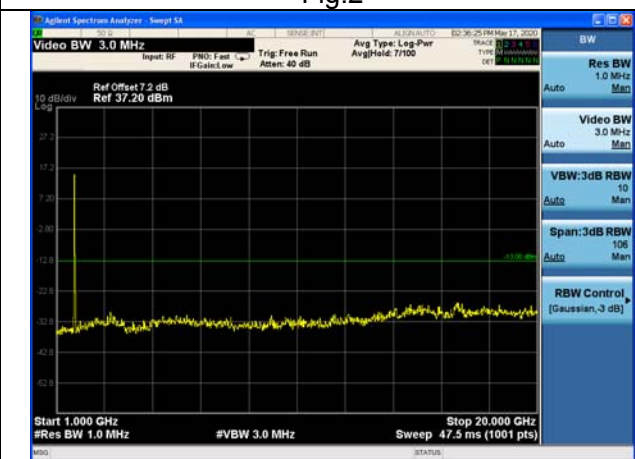


Fig4

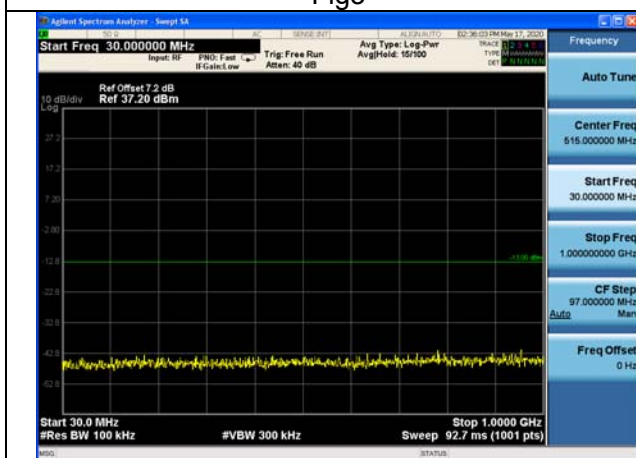


Fig5

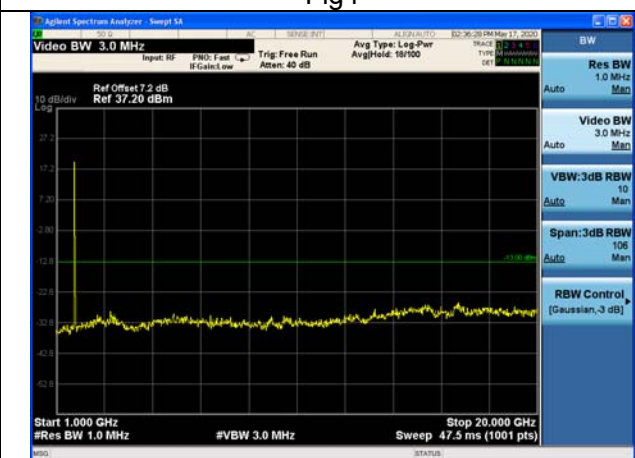


Fig6

5 Band Edges Compliance

Test result

Band	Carrier frequency (MHz)	Channel	BW	RB Size	RB Offset	Band Edges Plot	
						QPSK	
4	1710.7	19957	1.4	1	0	Fig.1	
				6	0	Fig.2	
	1754.3	20393		1	5	Fig.3	
				6	0	Fig.4	
	1711.5	19965	3	1	0	Fig.5	
				15	0	Fig.6	
				1753.5	20385	1	14
	15	0				Fig.8	
	1712.5	19975		5	1	0	Fig.9
					25	0	Fig.10
	1752.5	20375	1		24	Fig.11	
			25		0	Fig.12	
	1715	20000	10	1	0	Fig.13	
				50	0	Fig.14	
	1750	20350		1	49	Fig.15	
				50	0	Fig.16	
	1717.5	20025	15	1	0	Fig.17	
				75	0	Fig.18	
				1747.5	20325	1	74
	75	0				Fig.20	
	1720	20050		20	1	0	Fig.21
					100	0	Fig.22
	1745	20300	1		99	Fig.23	
			100		0	Fig.24	

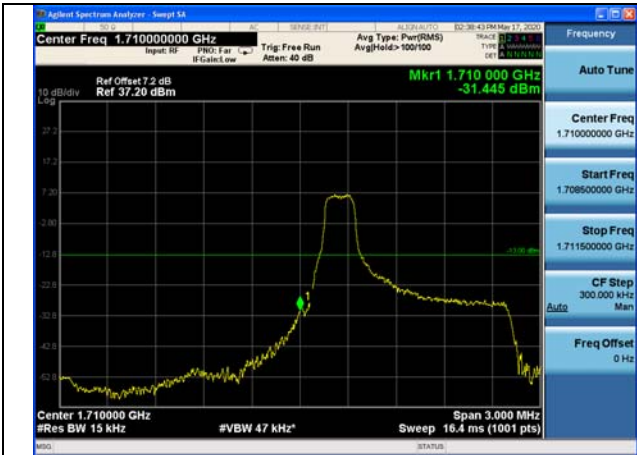


Fig.1



Fig.2

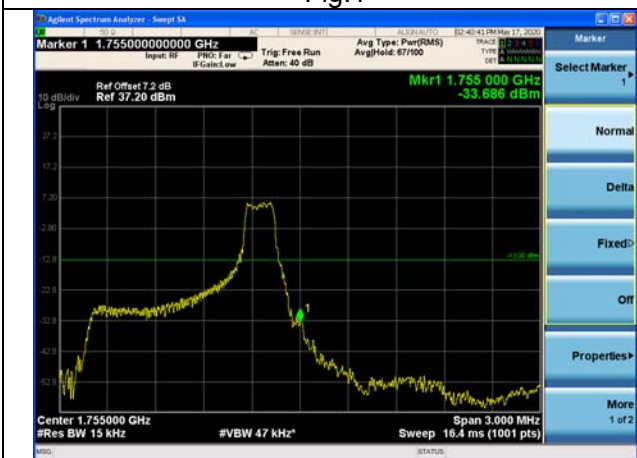


Fig.3



Fig.4

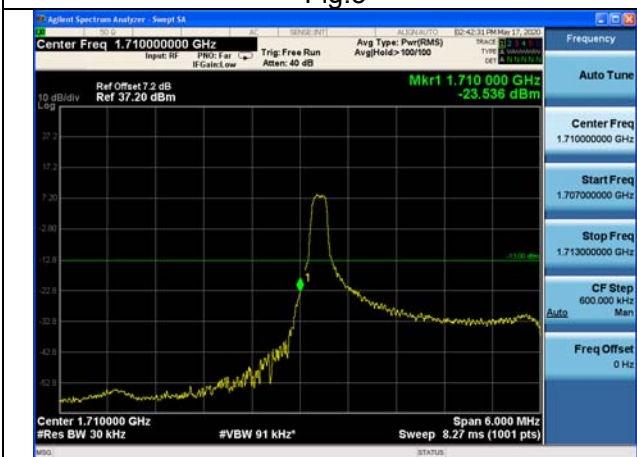


Fig.5

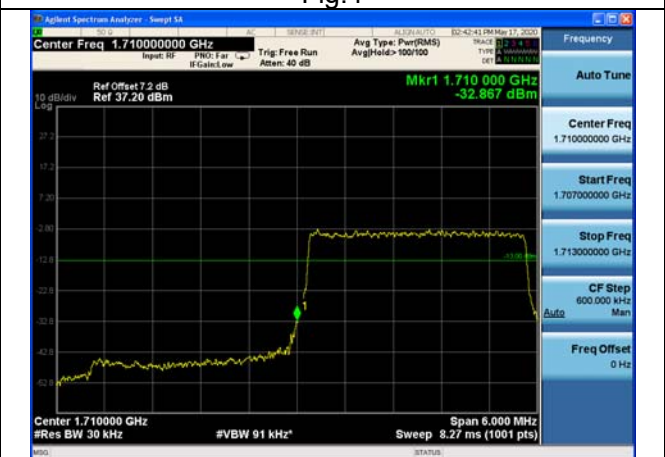


Fig.6



Fig.7



Fig.8

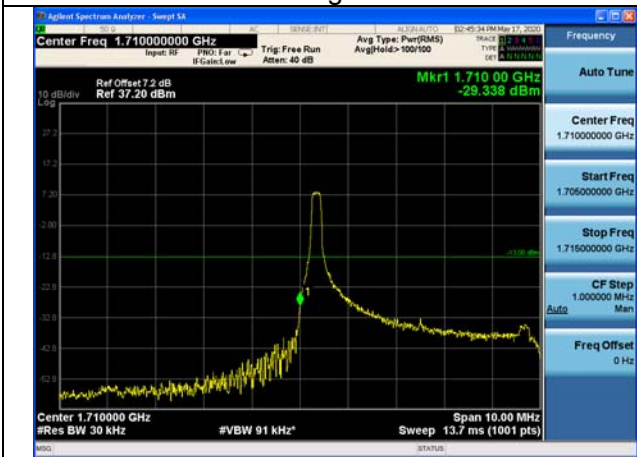


Fig.9

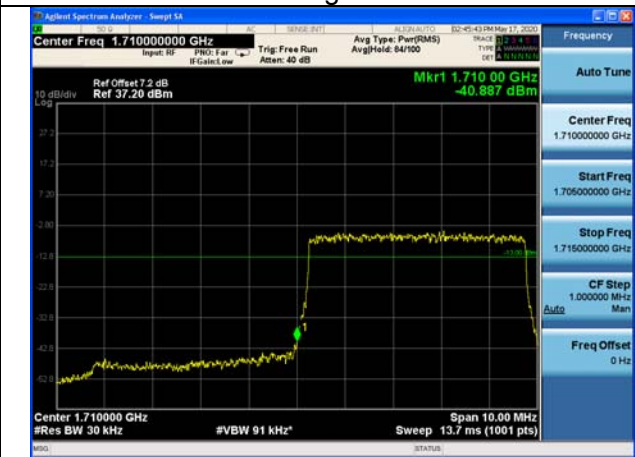


Fig.10

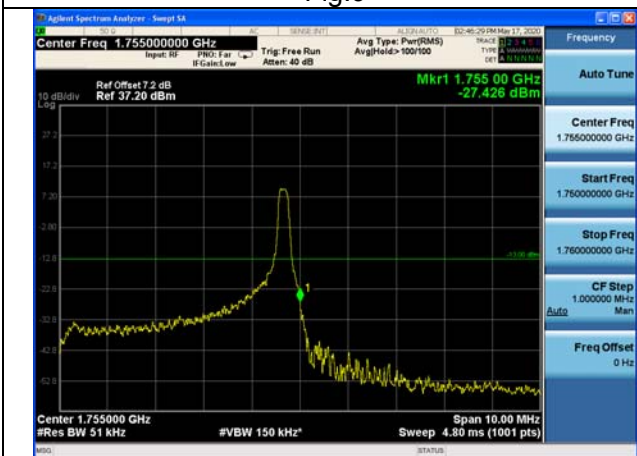


Fig.11



Fig.12

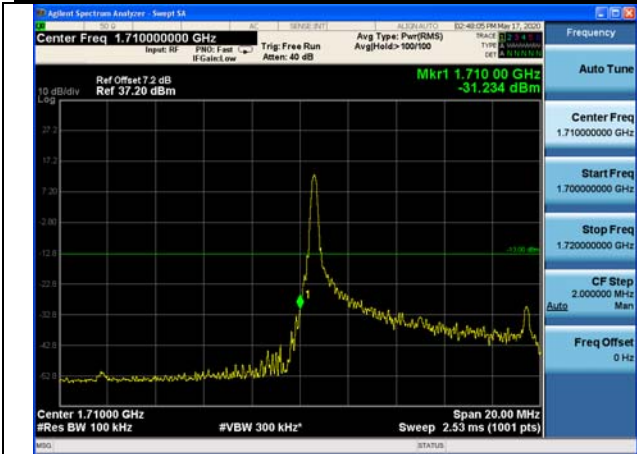


Fig.13

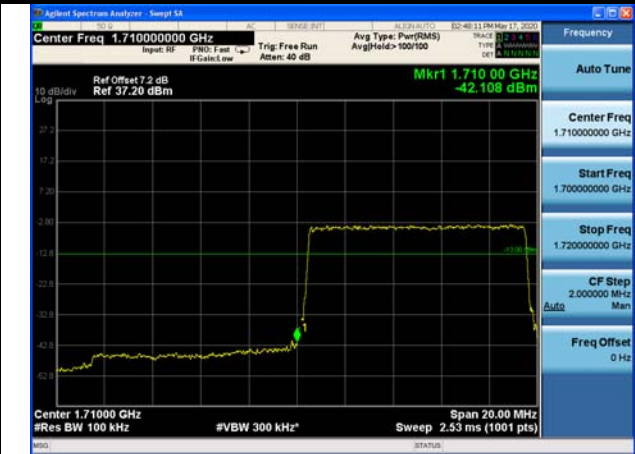


Fig.14

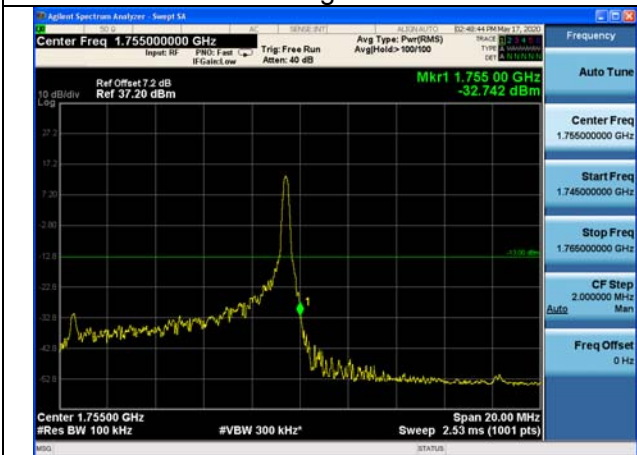


Fig.15



Fig.16

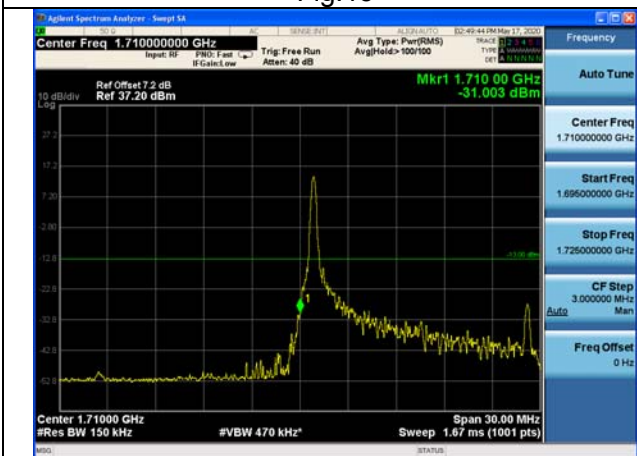


Fig.17

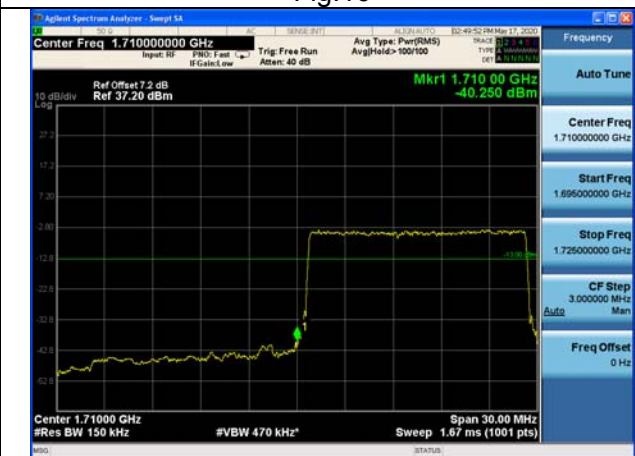


Fig.18

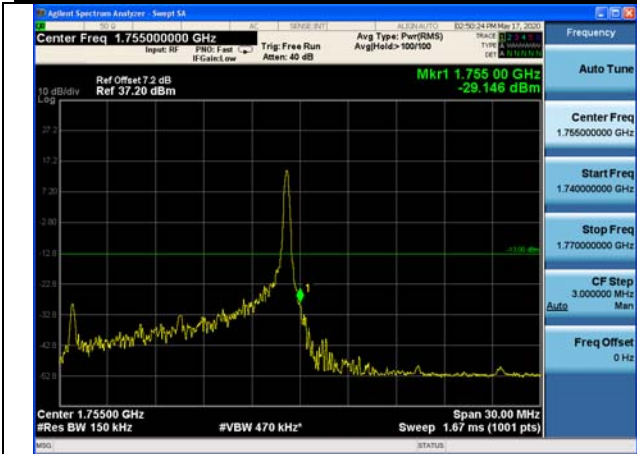


Fig.19



Fig.20

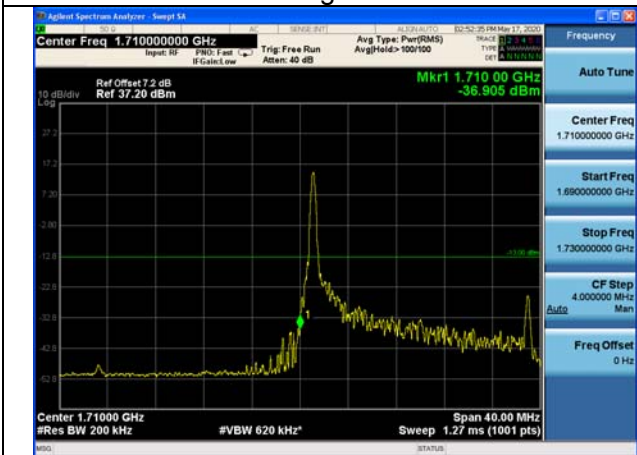


Fig.21



Fig.22

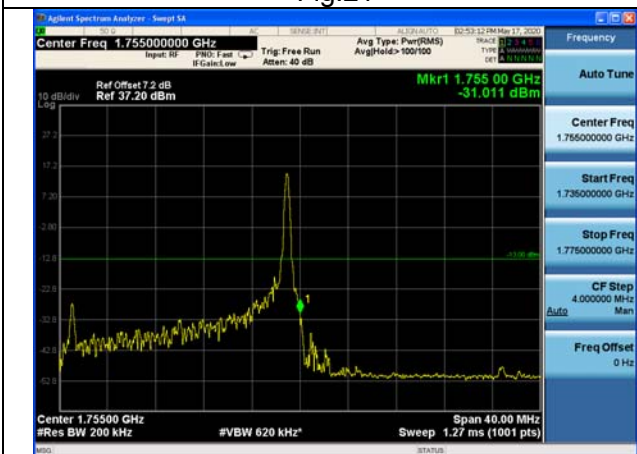


Fig.23



Fig.24

6 Frequency Stability

Test result:

Temperature(°C)	Voltage	Test Result (ppm) Band4 Low Channel					
		1.4M	3M	5M	10M	15M	20M
0	NV	0.045	-0.027	0.043	0.023	0.046	0.032
+10	NV	-0.019	-0.040	0.064	-0.029	-0.042	0.032
+20	NV	0.000	0.000	0.000	0.000	0.000	0.000
+30	NV	-0.009	-0.046	0.060	-0.026	-0.046	-0.029
+40	NV	0.054	0.074	-0.040	0.010	0.029	0.022
+50	NV	-0.047	-0.006	0.057	-0.009	0.025	0.005
+55	NV	0.016	0.043	0.015	0.058	-0.013	0.049
+20	LV	-0.023	0.008	-0.030	0.062	0.073	-0.006
+20	HV	-0.019	-0.032	0.022	0.023	0.045	0.062

Temperature(°C)	Voltage	Test Result (ppm) Band4 High Channel					
		1.4M	3M	5M	10M	15M	20M
0	NV	0.018	0.009	0.056	-0.018	0.017	0.011
+10	NV	0.004	-0.031	0.012	-0.011	0.062	0.033
+20	NV	0.000	0.000	0.000	0.000	0.000	0.000
+30	NV	-0.005	0.024	0.043	0.036	0.028	0.023
+40	NV	0.030	0.027	0.030	0.049	0.061	0.042
+50	NV	-0.032	-0.003	0.011	0.055	-0.042	0.067
+55	NV	-0.031	0.024	0.063	-0.043	0.065	0.009
+20	LV	-0.013	0.048	-0.023	0.016	-0.005	0.004
+20	HV	-0.011	-0.029	0.069	0.068	0.008	0.006

LTE Band 5
1 RF Power Output

Modulation	Carrier frequency (MHz)	UL Channel	BW	RB Size	RB Offset	Conducted power (dBm)
QPSK	824.7	20407	1.4	1	0	22.86
				1	5	22.76
				3	2	22.14
				6	0	22.12
	836.5	20525		1	0	22.51
				1	5	22.51
				3	2	22.16
				6	0	22.02
	848.3	20643		1	0	22.67
				1	5	22.67
				3	2	22.13
				6	0	22.05
16QAM	824.7	20407	1.4	1	0	22.42
				1	5	22.42
				3	2	21.15
				6	0	21.15
	836.5	20525		1	0	22.43
				1	5	22.39
				3	2	21.25
				6	0	21.12
	848.3	20643		1	0	22.40
				1	5	22.33
				3	2	21.35
				6	0	21.29
64QAM	824.7	20407	1.4	1	0	22.38
				1	5	22.45
				3	2	21.05
				6	0	20.95
	836.5	20525		1	0	22.42
				1	5	22.42
				3	2	21.24
				6	0	21.18
	848.3	20643		1	0	22.18
				1	5	22.15
				3	2	21.36
				6	0	21.31

Modulation	Carrier frequency (MHz)	UL Channel	BW	RB Size	RB Offset	Conducted power (dBm)
QPSK	825.5	20415	3	1	0	22.81
				1	14	22.78
				8	4	22.08
				15	0	21.99
	836.5	20525		1	0	22.43
				1	14	22.49
				8	4	22.08
				15	0	21.90
	847.5	20635		1	0	22.69
				1	14	22.62
				8	4	22.05
				15	0	21.98
16QAM	825.5	20415	3	1	0	22.37
				1	14	22.44
				8	4	21.15
				15	0	21.15
	836.5	20525		1	0	22.42
				1	14	22.45
				8	4	21.21
				15	0	21.11
	847.5	20635		1	0	22.33
				1	14	22.34
				8	4	21.33
				15	0	21.17
64QAM	825.5	20415	3	1	0	22.40
				1	14	22.42
				8	4	21.07
				15	0	20.98
	836.5	20525		1	0	22.26
				1	14	22.30
				8	4	21.25
				15	0	21.32
	847.5	20635		1	0	22.20
				1	14	22.23
				8	4	21.27
				15	0	21.21

Modulation	Carrier frequency (MHz)	UL Channel	BW	RB Size	RB Offset	Conducted power (dBm)
QPSK	826.5	20425	5	1	0	22.89
				1	24	22.86
				12	6	22.15
				25	0	22.04
	836.5	20525		1	0	22.58
				1	24	22.51
				12	6	22.08
				25	0	22.08
	846.5	20625		1	0	22.66
				1	24	22.79
				12	6	22.16
				25	0	22.06
16QAM	826.5	20425	5	1	0	22.36
				1	24	22.39
				12	6	21.16
				25	0	21.12
	836.5	20525		1	0	22.45
				1	24	22.42
				12	6	21.33
				25	0	21.06
	846.5	20625		1	0	22.28
				1	24	22.26
				12	6	21.41
				25	0	21.31
64QAM	826.5	20425	5	1	0	22.34
				1	24	22.43
				12	6	21.05
				25	0	21.07
	836.5	20525		1	0	22.38
				1	24	22.34
				12	6	21.17
				25	0	21.24
	846.5	20625		1	0	22.28
				1	24	22.23
				12	6	21.30
				25	0	21.14

Modulation	Carrier frequency (MHz)	UL Channel	BW	RB Size	RB Offset	Conducted power (dBm)
QPSK	829	20450	10	1	0	22.91
				1	49	22.88
				24	12	22.19
				50	0	22.15
	836.5	20525		1	0	22.55
				1	49	22.59
				24	12	22.23
				50	0	22.06
	844	20600		1	0	22.78
				1	49	22.77
				24	12	22.20
				50	0	22.13
16QAM	829	20450	10	1	0	22.46
				1	49	22.46
				24	12	21.27
				50	0	21.16
	836.5	20525		1	0	22.51
				1	49	22.51
				24	12	21.36
				50	0	21.19
	844	20600		1	0	22.38
				1	49	22.38
				24	12	21.46
				50	0	21.33
64QAM	829	20450	10	1	0	22.48
				1	49	22.49
				24	12	21.22
				50	0	21.12
	836.5	20525		1	0	22.43
				1	49	22.41
				24	12	21.32
				50	0	21.33
	844	20600		1	0	22.30
				1	49	22.29
				24	12	21.42
				50	0	21.30

2 Occupied Bandwidth
Test result

Band	Carrier frequency (MHz)	Channel	BW (MHz)	RB Size	RB Offset	Bandwidth of 99% Power (MHz)					
						QPSK		16-QAM		64-QAM	
5	824.7	20407	1.4	6	0	1.0825	Fig.1	1.0813	Fig.2	1.0838	Fig.3
	836.5	20525		6	0	1.0823	Fig.4	1.0837	Fig.5	1.0851	Fig.6
	848.3	20643		6	0	1.0819	Fig.7	1.0829	Fig.8	1.0795	Fig.9
	825.5	20415	3	15	0	2.7018	Fig.10	2.6961	Fig.11	2.7006	Fig.12
	836.5	20525		15	0	2.7002	Fig.13	2.6984	Fig.14	2.7030	Fig.15
	847.5	20635		15	0	2.7120	Fig.16	2.7061	Fig.17	2.6989	Fig.18
	826.5	20425	5	25	0	4.4795	Fig.19	4.4820	Fig.20	4.4829	Fig.21
	836.5	20525		25	0	4.4855	Fig.22	4.4769	Fig.23	4.4813	Fig.24
	846.5	20625		25	0	4.4861	Fig.25	4.4840	Fig.26	4.4818	Fig.27
	829	20450	10	50	0	8.9672	Fig.28	8.9483	Fig.29	8.9510	Fig.30
	836.5	20525		50	0	8.9694	Fig.31	8.9508	Fig.32	8.9697	Fig.33
	844	20600		50	0	8.9557	Fig.34	8.9553	Fig.35	8.9719	Fig.36

Band	Carrier frequency (MHz)	Channel	BW (MHz)	RB Size	RB Offset	Bandwidth of -26dB transmitter power (MHz)					
						QPSK		16-QAM		64-QAM	
5	824.7	20407	1.4	6	0	1.264	Fig.1	1.240	Fig.2	1.228	Fig.3
	836.5	20525		6	0	1.260	Fig.4	1.235	Fig.5	1.227	Fig.6
	848.3	20643		6	0	1.239	Fig.7	1.244	Fig.8	1.220	Fig.9
	825.5	20415	3	15	0	3.024	Fig.10	3.007	Fig.11	3.056	Fig.12
	836.5	20525		15	0	3.021	Fig.13	3.001	Fig.14	3.023	Fig.15
	847.5	20635		15	0	3.041	Fig.16	3.040	Fig.17	3.026	Fig.18
	826.5	20425	5	25	0	5.020	Fig.19	5.015	Fig.20	5.019	Fig.21
	836.5	20525		25	0	5.108	Fig.22	5.155	Fig.23	5.033	Fig.24
	846.5	20625		25	0	5.122	Fig.25	5.032	Fig.26	5.054	Fig.27
	829	20450	10	50	0	9.968	Fig.28	9.775	Fig.29	9.832	Fig.30
	836.5	20525		50	0	9.846	Fig.31	9.881	Fig.32	9.754	Fig.33
	844	20600		50	0	9.927	Fig.34	10.06	Fig.35	9.729	Fig.36

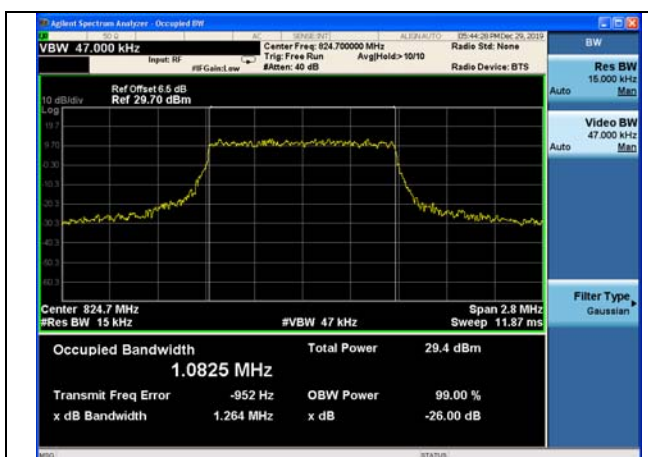


Fig.1

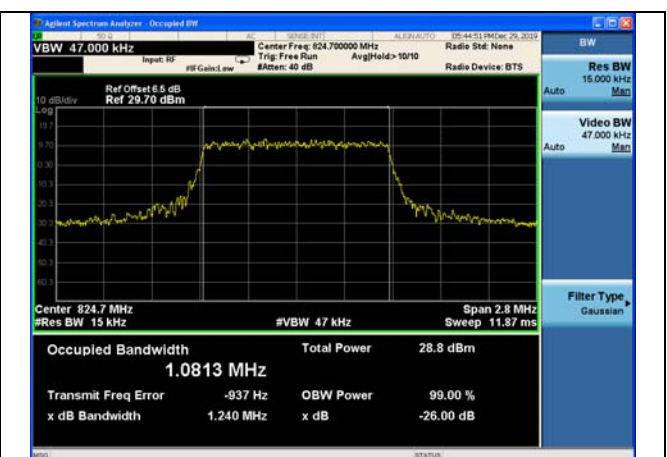


Fig.2

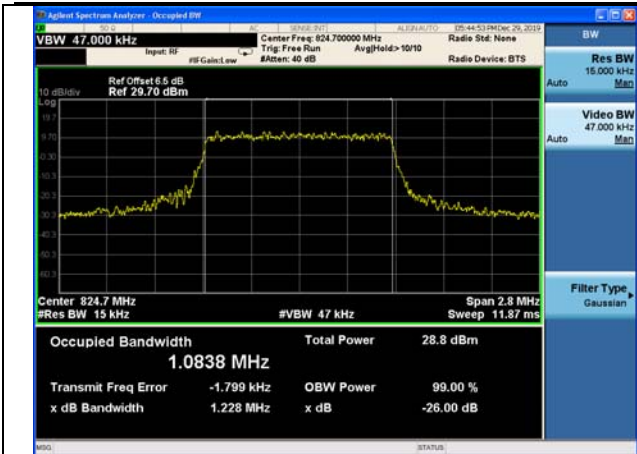


Fig.3



Fig.4

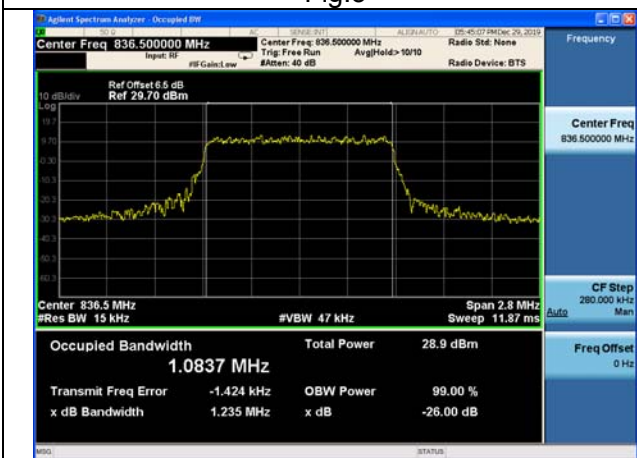


Fig.5

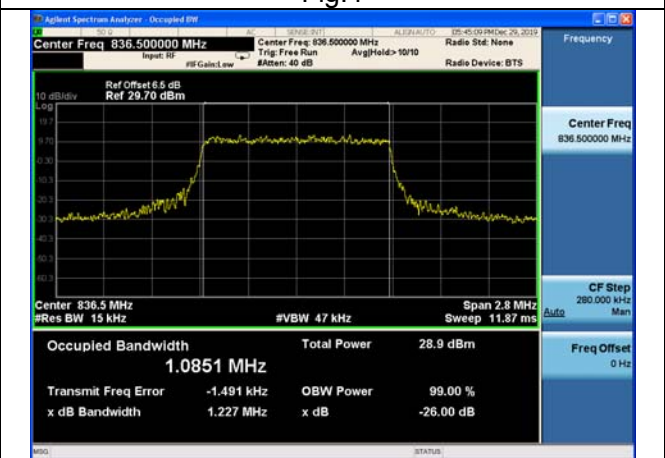


Fig.6

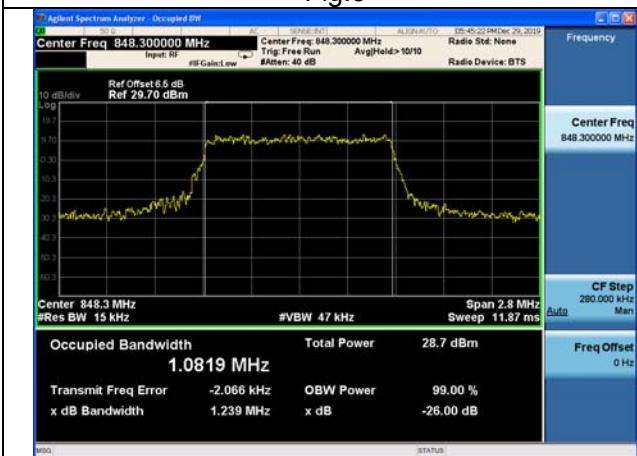


Fig.7

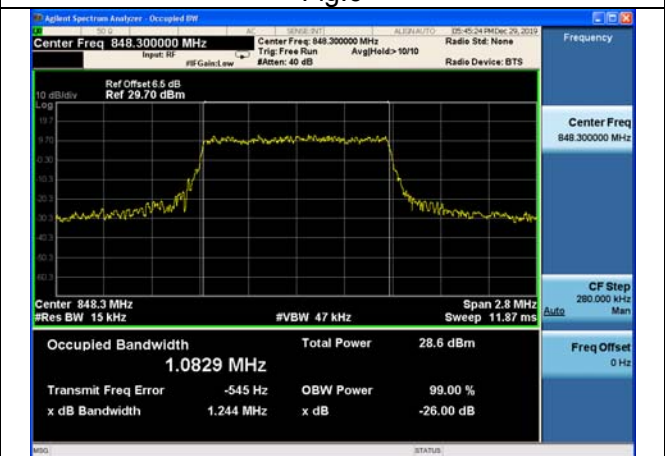


Fig.8



Fig.9



Fig.10

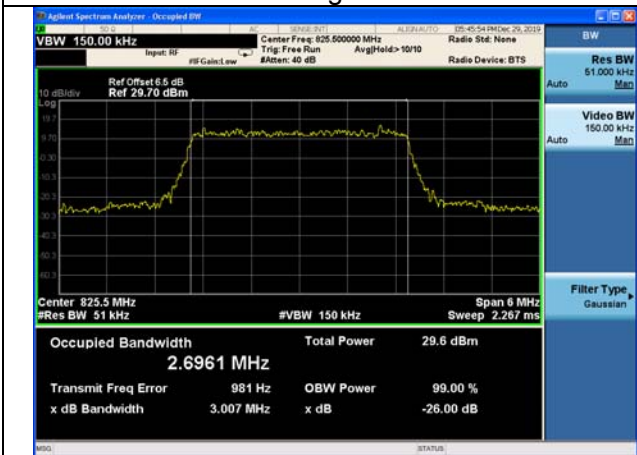


Fig.11



Fig.12

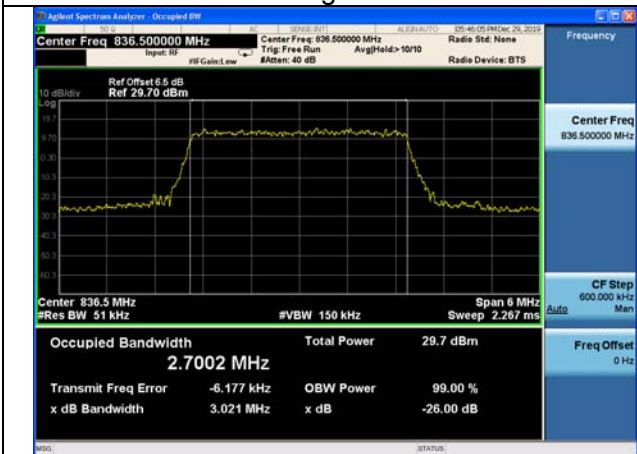


Fig.13

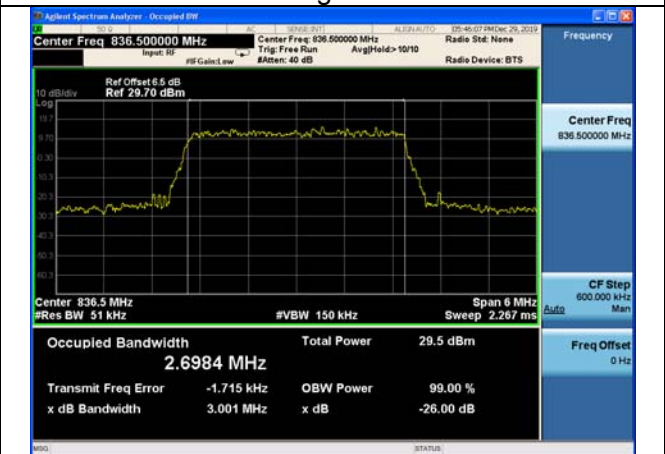


Fig.14

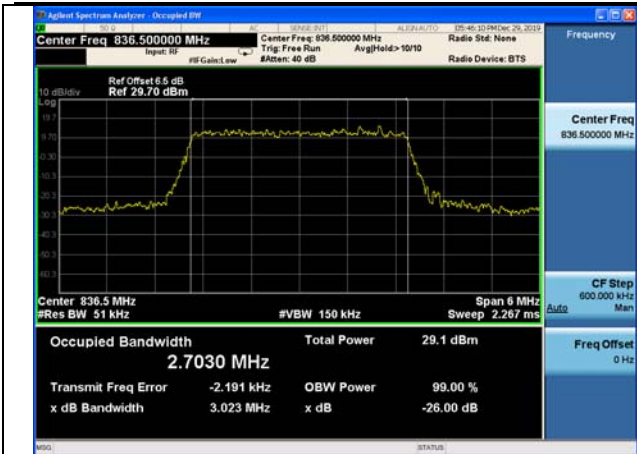


Fig.15

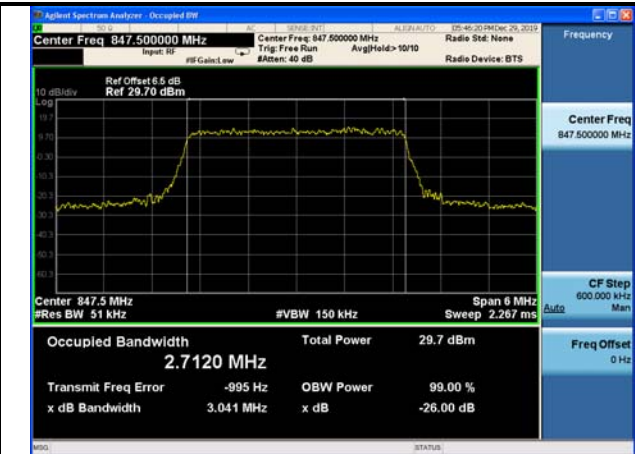


Fig.16

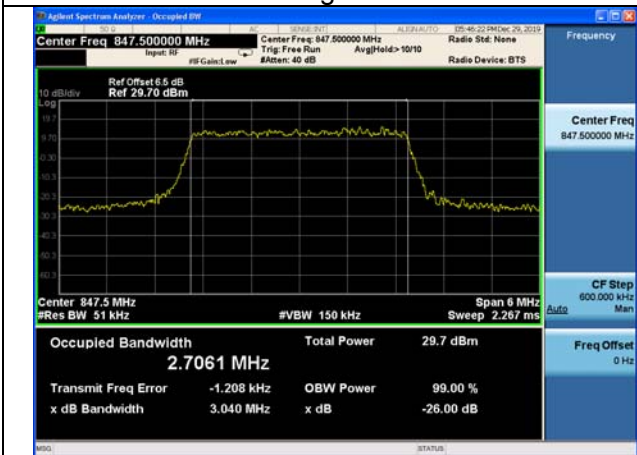


Fig.17

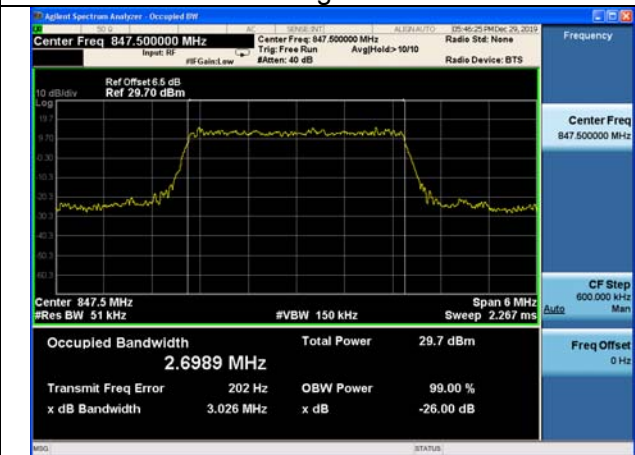


Fig.18

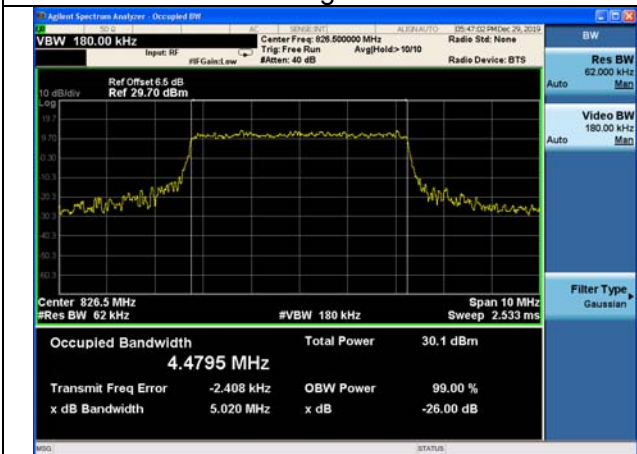


Fig.19

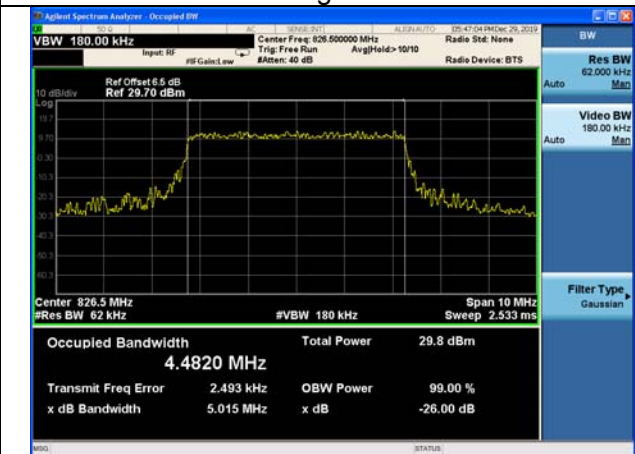


Fig.20

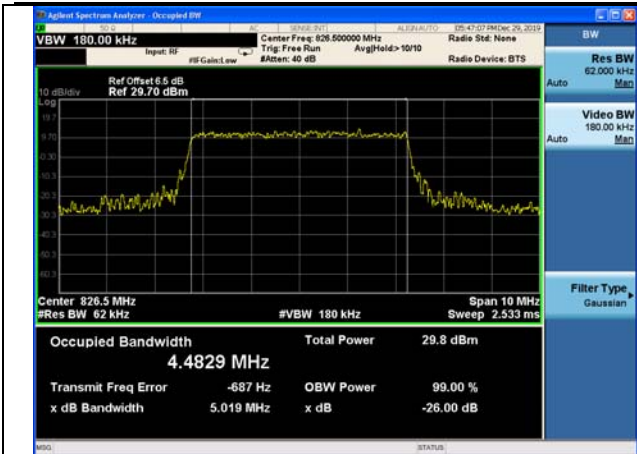


Fig.21



Fig.22

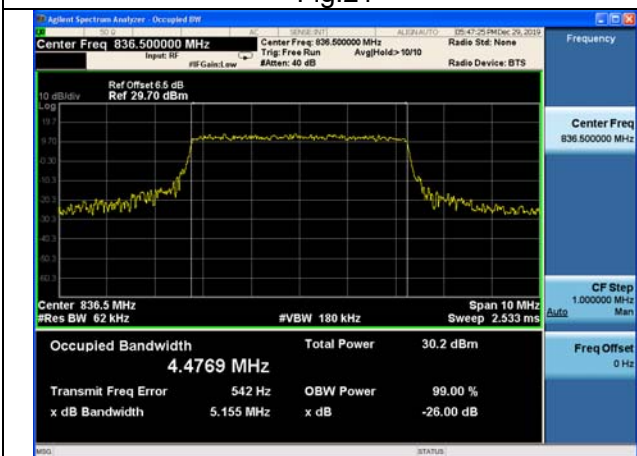


Fig.23

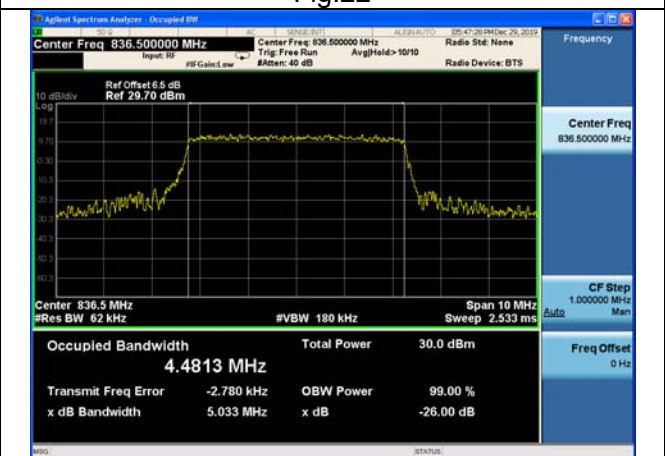


Fig.24

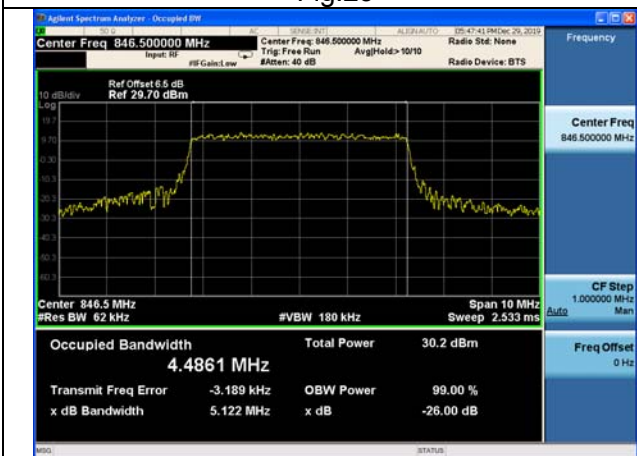


Fig.25

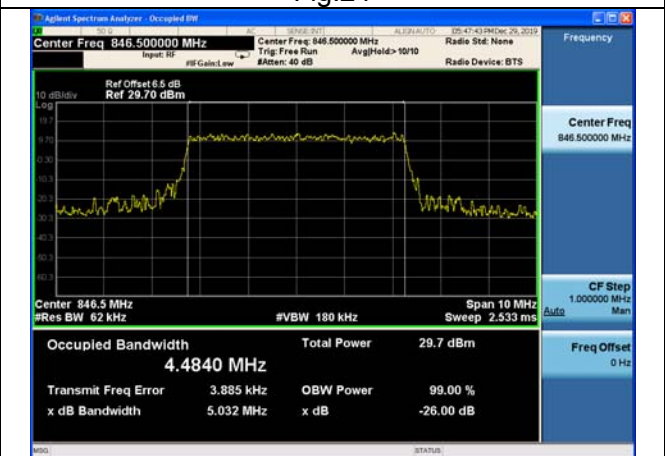


Fig.26

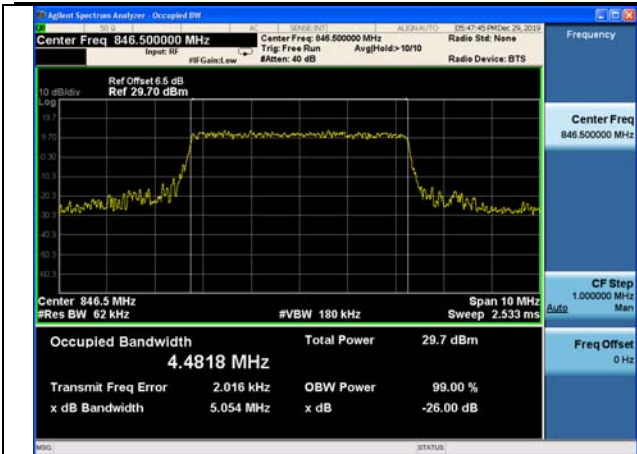


Fig.27

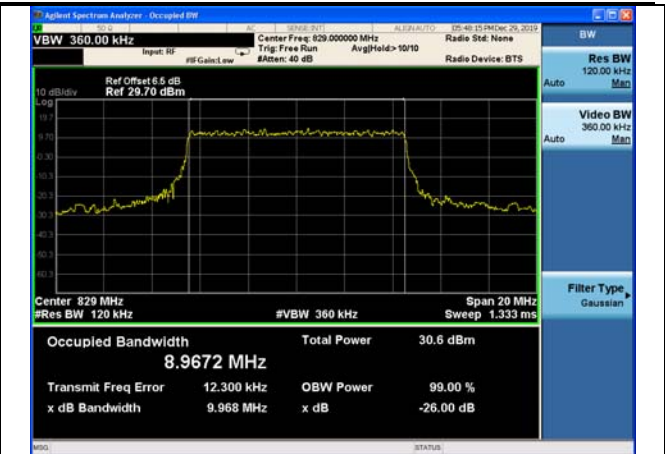


Fig.28

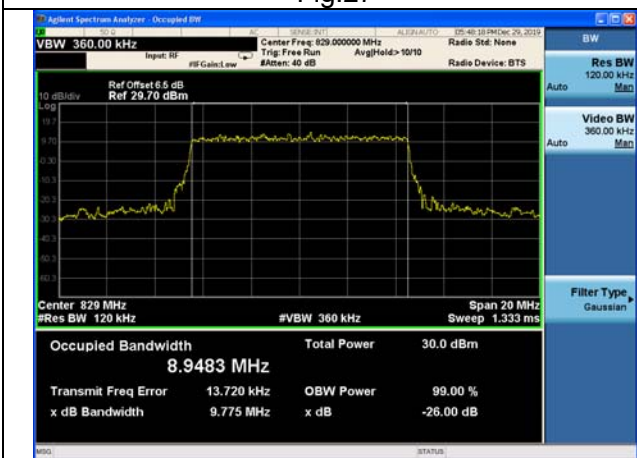


Fig.29

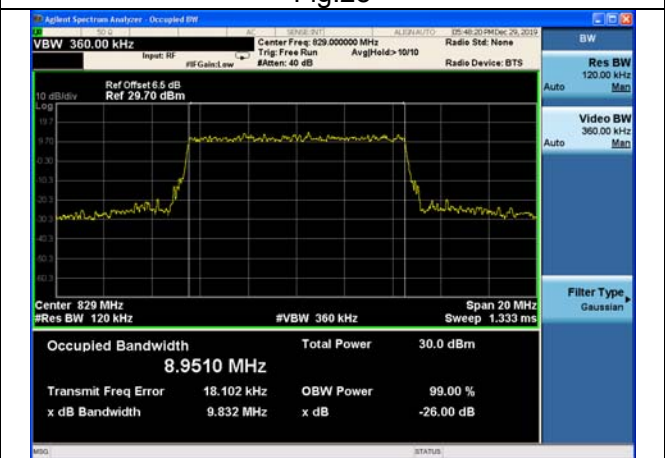


Fig.30

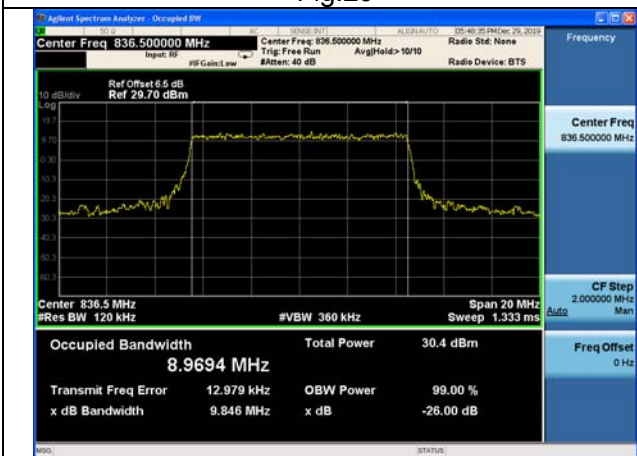


Fig.31

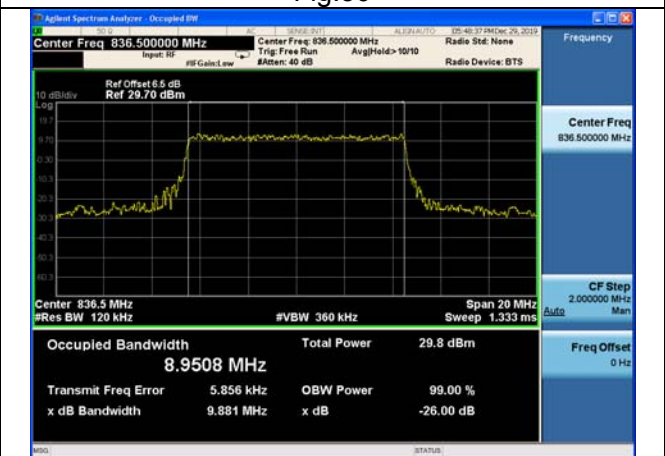


Fig.32

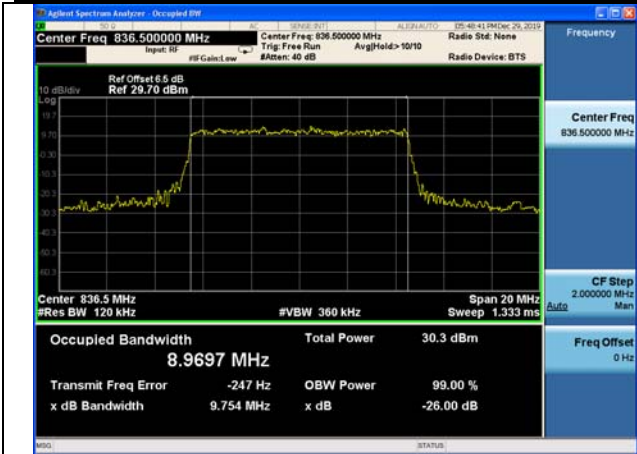


Fig.33

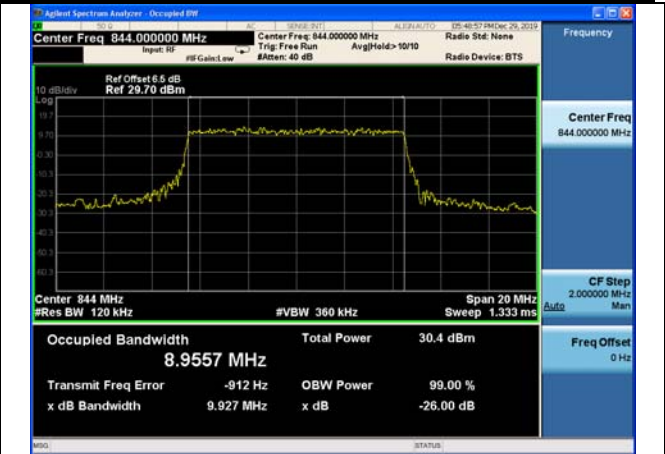


Fig.34

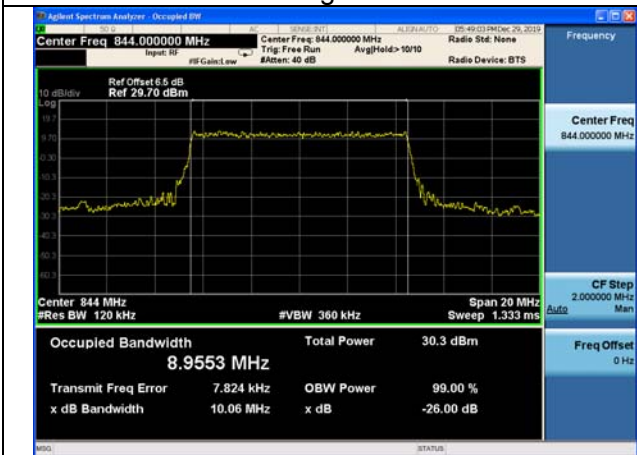


Fig.35

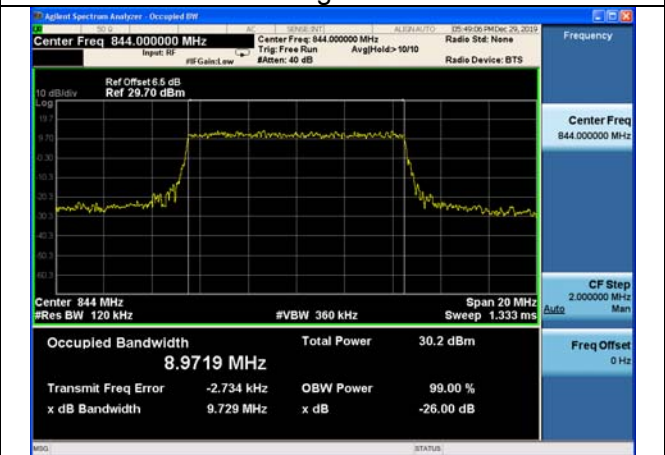


Fig.36

3 Peak-Average Ratio

Band	Carrier frequency (MHz)	Channel	BW (MHz)	RB Size	RB Offset	QPSK	16-QAM	64-QAM
5	836.5	20525	1.4	1	0	Fig.1	Fig.2	Fig.3
			3	1	0	Fig.4	Fig.5	Fig.6
			5	1	0	Fig.7	Fig.8	Fig.9
			10	1	0	Fig.10	Fig.11	Fig.12

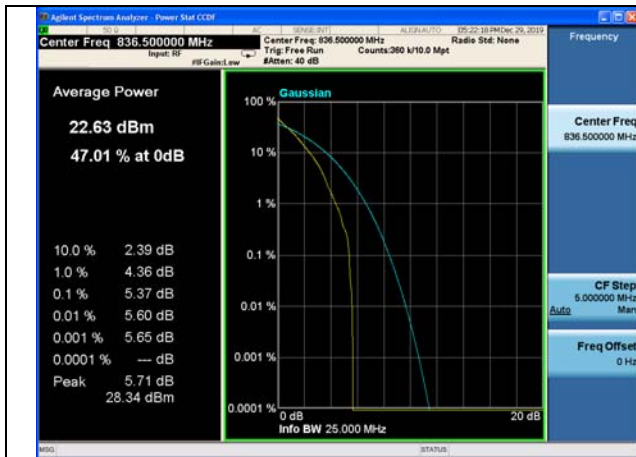


Fig.1

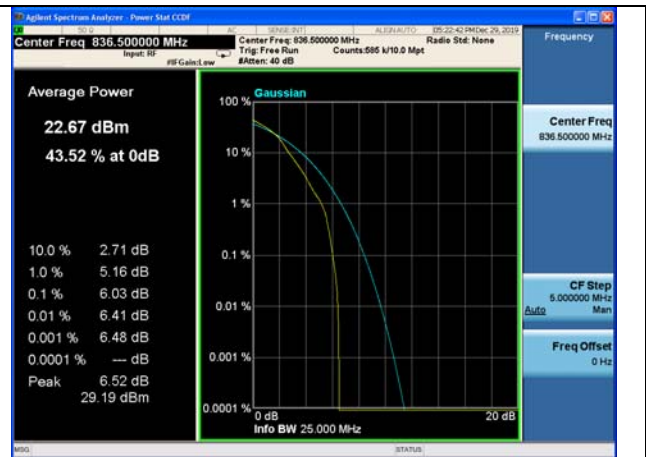


Fig.2



Fig.3

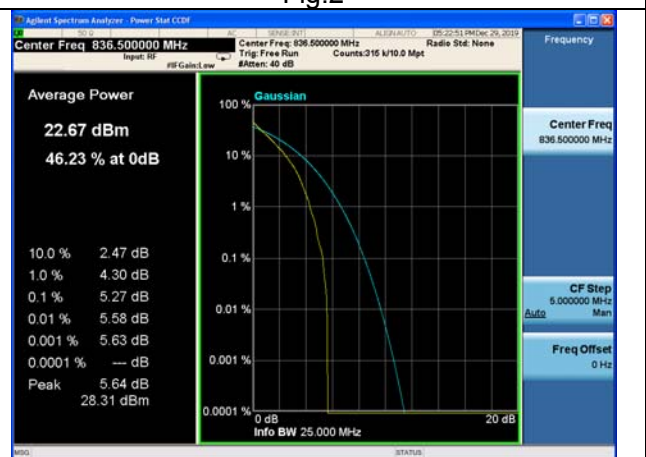


Fig.4



Fig.5

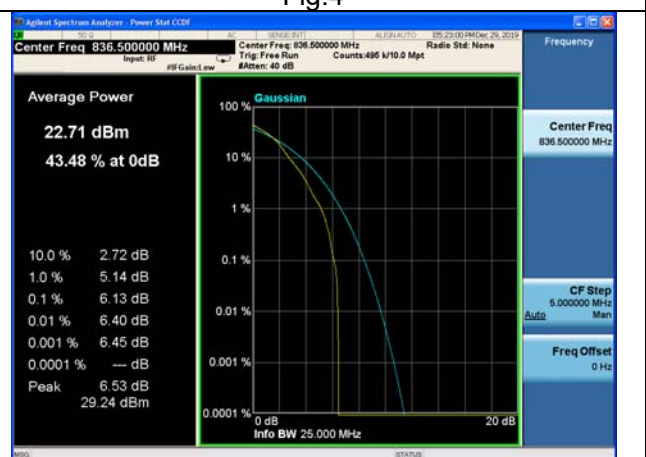
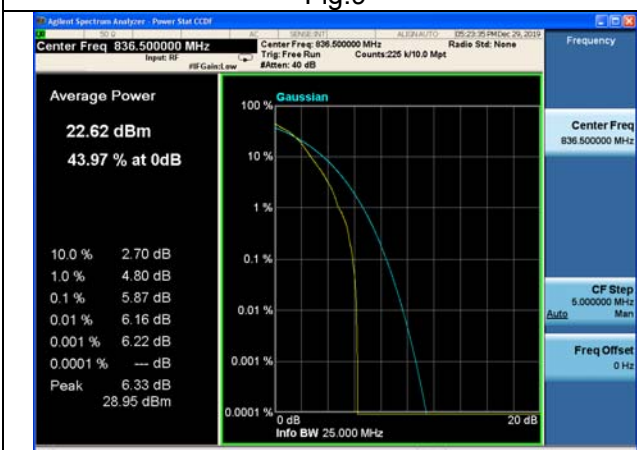
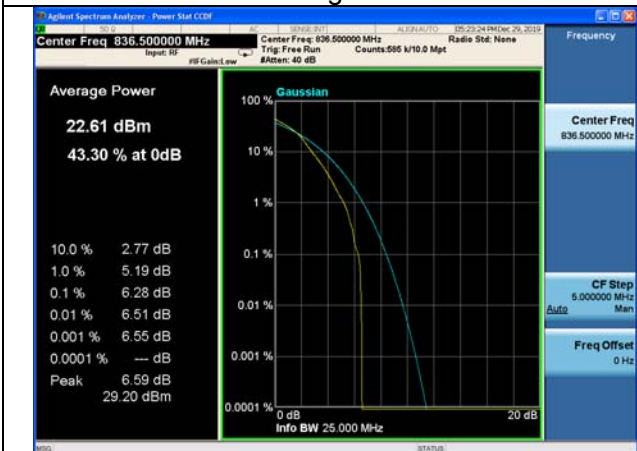
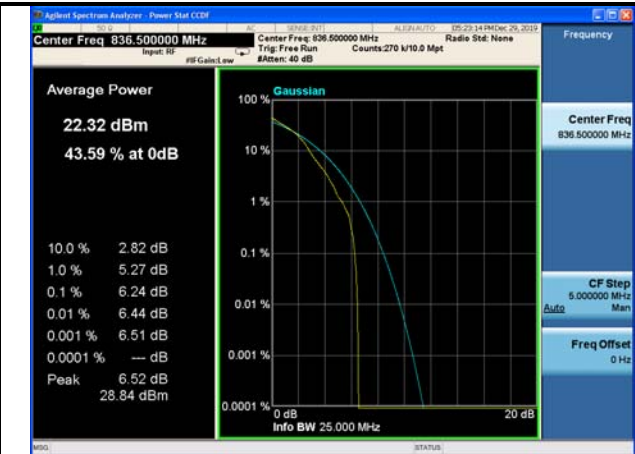


Fig.6



4 Spurious Emissions at antenna terminal

Band	Carrier frequency (MHz)	Channel	BW	RB Size	RB Offset	Conducted Spurious Plot
						QPSK
5	829	20450	10	1	0	Fig.1-2
	836.5	20525	10	1	0	Fig.3-4
	844	20600	10	1	0	Fig.4-5

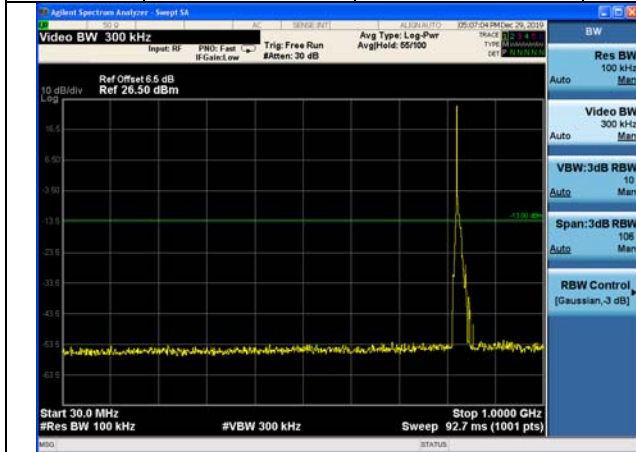


Fig.1

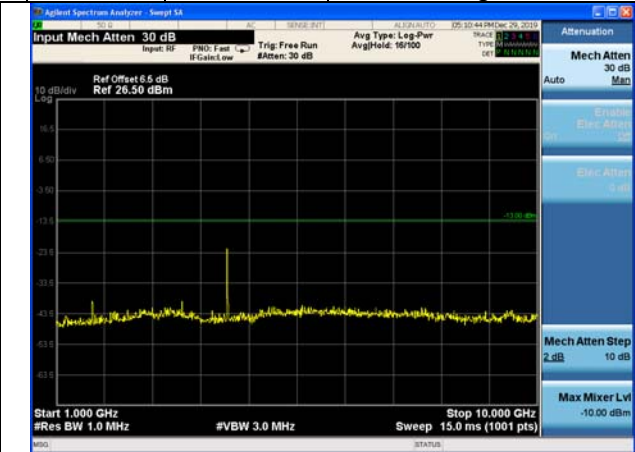


Fig.2

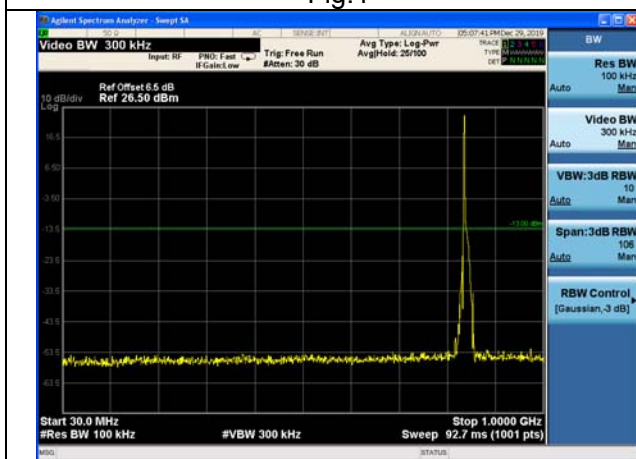


Fig3

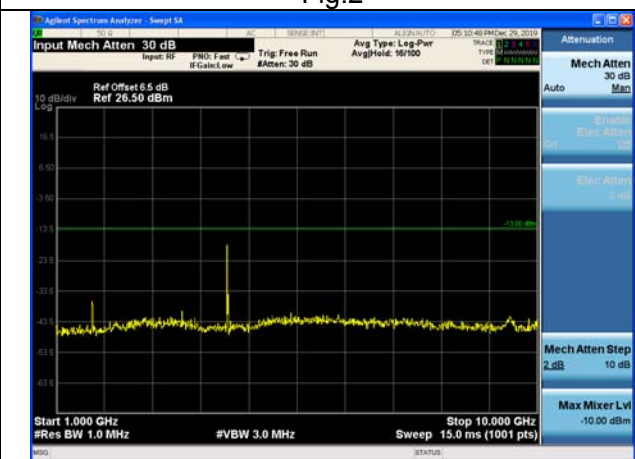


Fig4

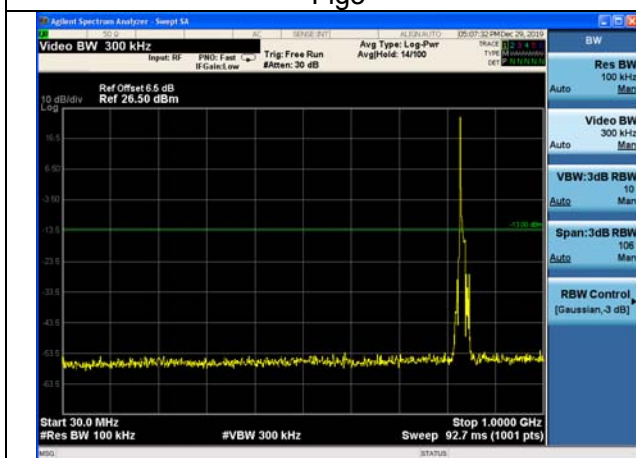


Fig5

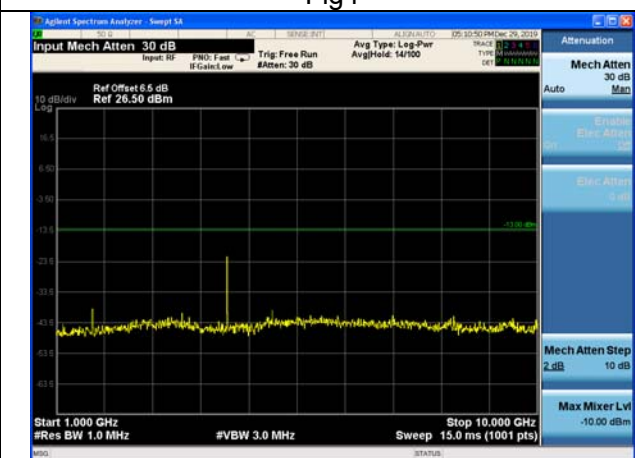


Fig6

5 Band Edges Compliance
Test result

Band	Carrier frequency (MHz)	Channel	BW	RB Size	RB Offset	Band Edges Plot
						QPSK
5	824.7	20407	1.4	1	0	Fig.1
				6	0	Fig.2
	848.3	20643		1	5	Fig.3
				6	0	Fig.4
	825.5	20415	3	1	0	Fig.5
				15	0	Fig.6
	847.5	20635		1	14	Fig.7
				15	0	Fig.8
	826.5	20425	5	1	0	Fig.9
				25	0	Fig.10
	846.5	20625		1	24	Fig.11
				25	0	Fig.12
	829	20450	10	1	0	Fig.13
				50	0	Fig.14
	844	20600		1	49	Fig.15
				50	0	Fig.16

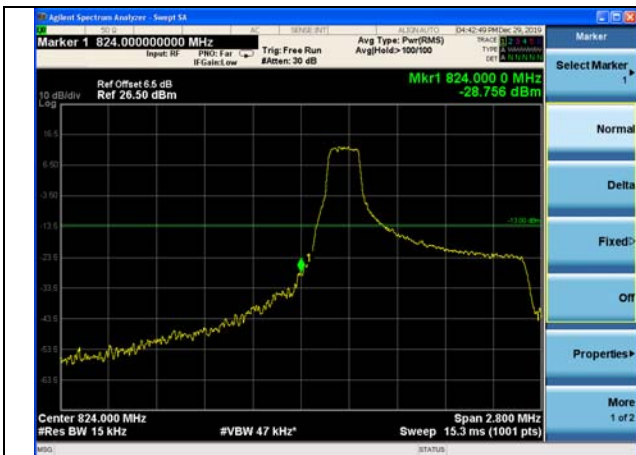


Fig.1

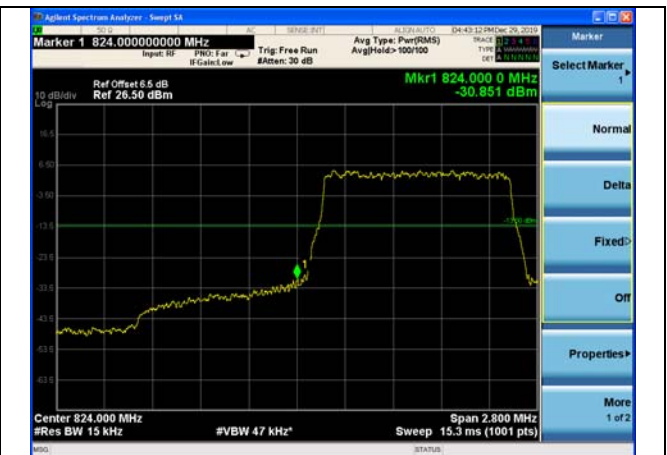


Fig.2

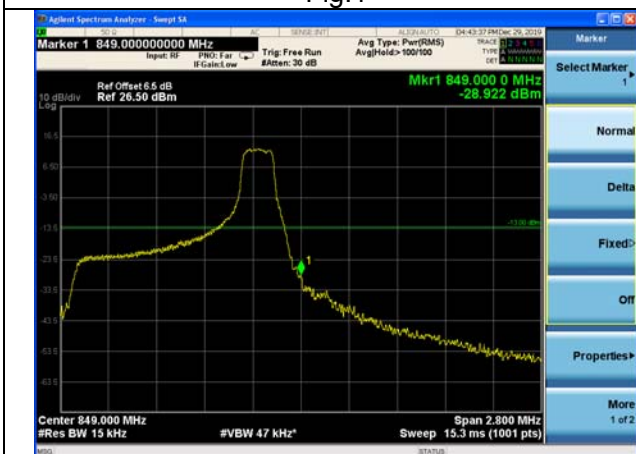


Fig.3



Fig.4

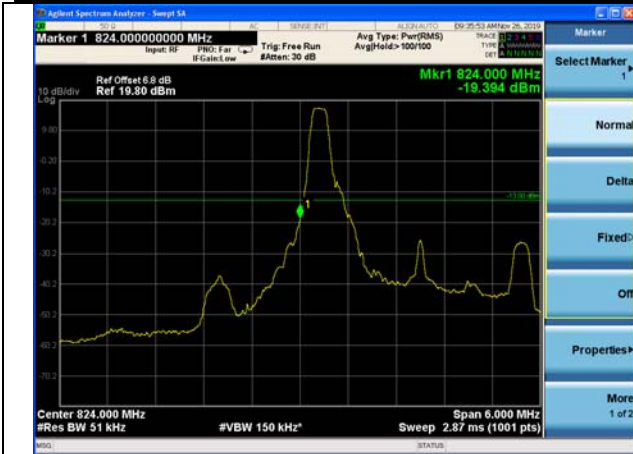


Fig.5



Fig.6

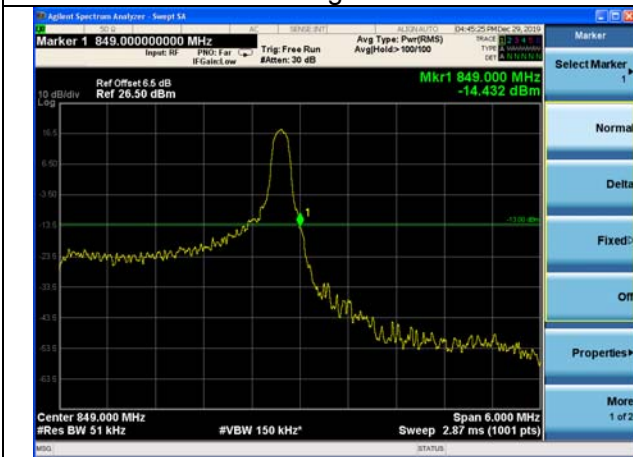


Fig.7



Fig.8

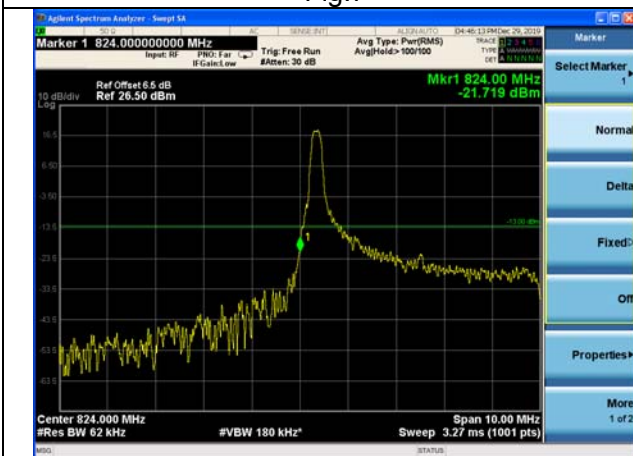


Fig.9

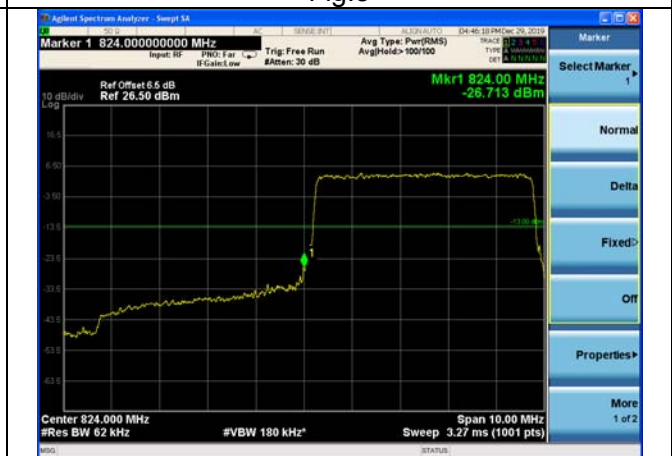


Fig.10

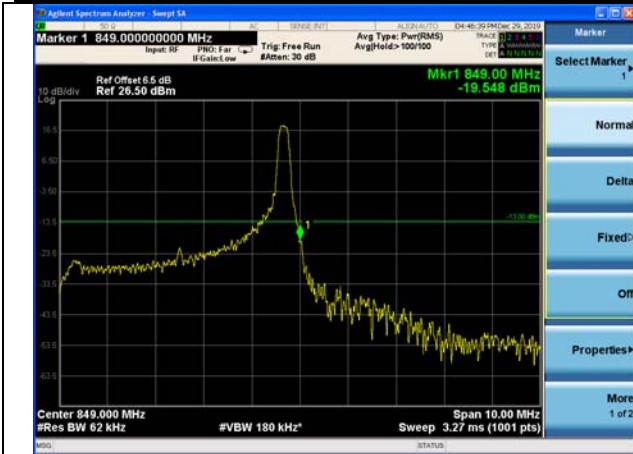


Fig.11



Fig.12

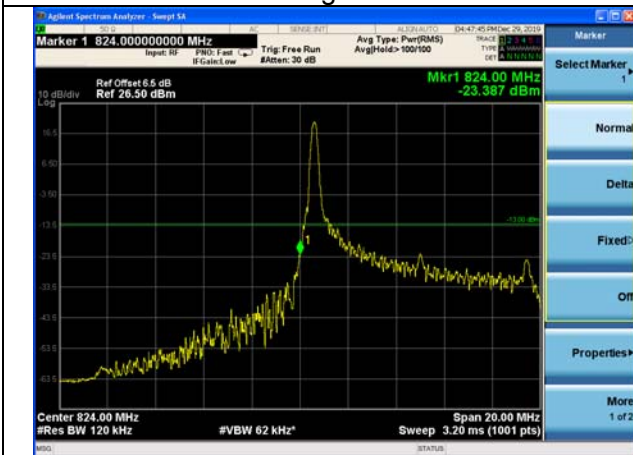


Fig.13

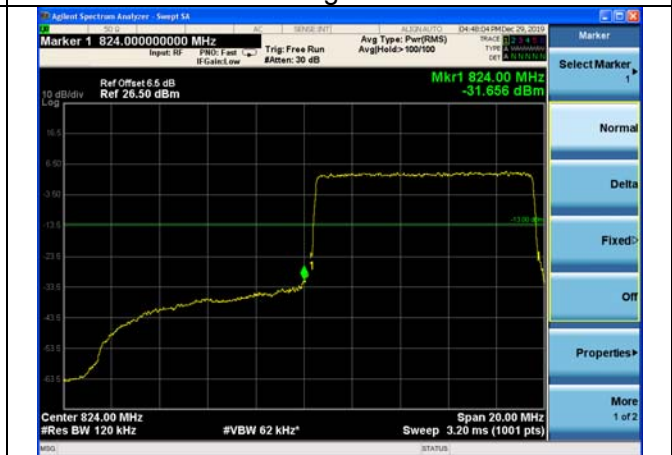


Fig.14

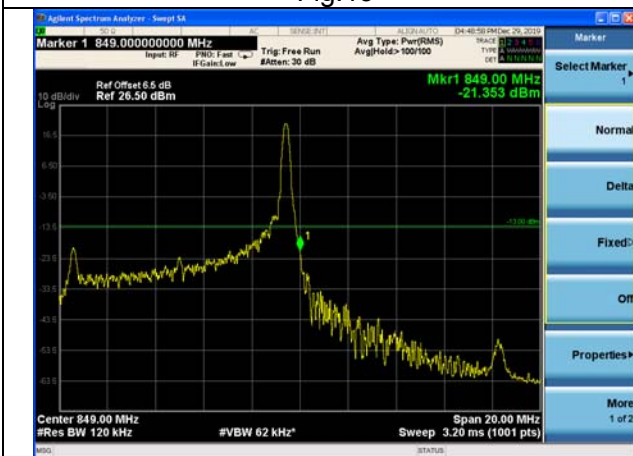


Fig.15



Fig.16

6 Frequency Stability

Test result:

Temperature(°C)	Voltage	Test Result (ppm) Band5 Low Channel			
		1.4M	3M	5M	10M
0	NV	-0.025	-0.074	-0.023	0.075
+10	NV	0.010	-0.095	0.048	0.075
+20	NV	0.000	0.000	0.000	0.000
+30	NV	-0.072	-0.081	-0.063	-0.020
+40	NV	-0.076	-0.009	0.028	0.017
+50	NV	-0.085	0.010	-0.100	-0.062
+55	NV	0.038	0.092	0.016	-0.098
+20	LV	-0.055	-0.024	0.032	-0.062
+20	HV	0.054	0.075	-0.017	-0.055

Temperature(°C)	Voltage	Test Result (ppm) Band5 High Channel			
		1.4M	3M	5M	10M
0	NV	-0.076	0.043	0.054	-0.086
+10	NV	0.009	0.023	-0.061	0.063
+20	NV	0.000	0.000	0.000	0.000
+30	NV	0.059	0.085	0.060	0.099
+40	NV	0.096	-0.077	-0.071	-0.006
+50	NV	0.013	-0.066	-0.079	0.074
+55	NV	-0.023	-0.027	0.032	0.040
+20	LV	0.059	0.026	-0.081	0.007
+20	HV	0.035	-0.009	0.050	-0.022

LTE Band 7
1 RF Power Output

Modulation	Carrier frequency (MHz)	UL Channel	BW	RB Size	RB Offset	Conducted power (dBm)
QPSK	2502.5	20775	5	1	0	15.14
				1	24	15.05
				12	6	14.55
				25	0	14.58
	2535	21100		1	0	15.17
				1	24	15.06
				12	6	14.52
				25	0	14.69
	2567.5	21425		1	0	15.06
				1	24	15.07
				12	6	14.69
				25	0	14.52
16QAM	2502.5	20775	5	1	0	14.81
				1	24	14.94
				12	6	13.56
				25	0	13.33
	2535	21100		1	0	14.78
				1	24	14.77
				12	6	13.62
				25	0	13.58
	2567.5	21425		1	0	14.82
				1	24	14.77
				12	6	13.67
				25	0	13.35
64QAM	2502.5	20775	5	1	0	14.51
				1	24	14.78
				12	6	13.02
				25	0	13.28
	2535	21100		1	0	14.58
				1	24	14.82
				12	6	13.26
				25	0	13.44
	2567.5	21425		1	0	14.73
				1	24	14.82
				12	6	12.97
				25	0	13.39

Modulation	Carrier frequency (MHz)	UL Channel	BW	RB Size	RB Offset	Conducted power (dBm)
QPSK	2505	20800	10	1	0	14.97
				1	49	14.94
				24	12	14.66
	50	0		14.57		
	2535	21100		1	0	15.11
				1	49	15.22
				24	12	14.62
	50	0		14.68		
	2565	21400		1	0	15.09
1			49	15.11		
24			12	14.56		
50	0	14.56				
16QAM	2505	20800	10	1	0	14.97
				1	49	14.69
				24	12	13.49
	50	0		13.48		
	2535	21100		1	0	14.98
				1	49	14.80
				24	12	13.74
	50	0		13.44		
	2565	21400		1	0	14.76
1			49	14.83		
24			12	13.50		
50	0	13.60				
64QAM	2505	20800	10	1	0	14.48
				1	49	14.82
				24	12	13.00
	50	0		13.50		
	2535	21100		1	0	14.81
				1	49	14.87
				24	12	13.26
	50	0		13.32		
	2565	21400		1	0	14.68
1			49	14.68		
24			12	13.06		
50	0	13.32				

Modulation	Carrier frequency (MHz)	UL Channel	BW	RB Size	RB Offset	Conducted power (dBm)
QPSK	2507.5	20825	15	1	0	14.96
				1	74	14.91
				40	18	14.40
				75	0	14.44
	2535	21100		1	0	15.12
				1	74	15.12
				40	18	14.70
				75	0	14.51
	2562.5	21375		1	0	15.14
				1	74	14.96
				40	18	14.58
				75	0	14.61
16QAM	2507.5	20825	15	1	0	14.84
				1	74	14.93
				40	18	13.50
				75	0	13.52
	2535	21100		1	0	14.98
				1	74	14.82
				40	18	13.68
				75	0	13.40
	2562.5	21375		1	0	14.86
				1	74	14.92
				40	18	13.61
				75	0	13.54
64QAM	2507.5	20825	15	1	0	14.56
				1	74	14.91
				40	18	13.17
				75	0	13.55
	2535	21100		1	0	14.64
				1	74	14.78
				40	18	13.27
				75	0	13.66
	2562.5	21375		1	0	14.76
				1	74	14.98
				40	18	13.02
				75	0	13.50

Modulation	Carrier frequency (MHz)	UL Channel	BW	RB Size	RB Offset	Conducted power (dBm)
QPSK	2510	20850	20	1	0	15.17
				1	99	15.14
				50	25	14.68
				100	0	14.55
	2535	21100		1	0	15.01
				1	99	14.98
				50	25	14.60
				100	0	14.59
	2560	21350		1	0	15.03
				1	99	14.88
				50	25	14.59
				100	0	14.51
16QAM	2510	20850	20	1	0	14.83
				1	99	14.95
				50	25	13.45
				100	0	13.53
	2535	21100		1	0	14.90
				1	99	14.74
				50	25	13.56
				100	0	13.64
	2560	21350		1	0	14.91
				1	99	14.80
				50	25	13.57
				100	0	13.36
64QAM	2510	20850	20	1	0	14.54
				1	99	14.92
				50	25	13.22
				100	0	13.42
	2535	21100		1	0	14.61
				1	99	14.97
				50	25	13.21
				100	0	13.53
	2560	21350		1	0	14.87
				1	99	14.78
				50	25	13.03
				100	0	13.23

2 Occupied Bandwidth

Test result

Band	Carrier frequency (MHz)	Channel	BW (MHz)	RB Size	RB Offset	Bandwidth of 99% Power (MHz)					
						QPSK		16-QAM		64-QAM	
7	2502.5	20775	5	25	0	4.4793	Fig.1	4.4842	Fig.2	4.4814	Fig.3
	2535	21100		25	0	4.4761	Fig.4	4.4782	Fig.5	4.4818	Fig.6
	2567.5	21425		25	0	4.4766	Fig.7	4.4781	Fig.8	4.4814	Fig.9
	2505	20800	10	50	0	8.9778	Fig.10	8.9648	Fig.11	8.9638	Fig.12
	2535	21100		50	0	8.9705	Fig.13	8.9469	Fig.14	8.9664	Fig.15
	2565	21400		50	0	8.9509	Fig.16	8.9401	Fig.17	8.9565	Fig.18
	2507.5	20825	15	75	0	13.471	Fig.19	13.455	Fig.20	13.437	Fig.21
	2535	21100		75	0	13.402	Fig.22	13.428	Fig.23	13.463	Fig.24
	2562.5	21375		75	0	13.421	Fig.25	13.398	Fig.26	13.415	Fig.27
	2510	20850	20	100	0	17.918	Fig.28	17.878	Fig.29	17.919	Fig.30
	2535	21100		100	0	17.931	Fig.31	17.869	Fig.32	17.880	Fig.33
	2560	21350		100	0	17.890	Fig.34	17.843	Fig.35	17.837	Fig.36

Band	Carrier frequency (MHz)	Channel	BW (MHz)	RB Size	RB Offset	Bandwidth of -26dB transmitter power (MHz)					
						QPSK		16-QAM		64-QAM	
7	2502.5	20775	5	25	0	5.161	Fig.1	5.158	Fig.2	5.127	Fig.3
	2535	21100		25	0	5.019	Fig.4	5.216	Fig.5	5.002	Fig.6
	2567.5	21425		25	0	5.177	Fig.7	5.049	Fig.8	5.258	Fig.9
	2505	20800	10	50	0	9.946	Fig.10	9.980	Fig.11	9.742	Fig.12
	2535	21100		50	0	9.884	Fig.13	9.930	Fig.14	9.936	Fig.15
	2565	21400		50	0	10.02	Fig.16	9.763	Fig.17	9.711	Fig.18
	2507.5	20825	15	75	0	14.57	Fig.19	14.58	Fig.20	14.55	Fig.21
	2535	21100		75	0	14.48	Fig.22	14.42	Fig.23	14.65	Fig.24
	2562.5	21375		75	0	14.54	Fig.25	14.48	Fig.26	14.54	Fig.27
	2510	20850	20	100	0	19.60	Fig.28	19.45	Fig.29	19.59	Fig.30
	2535	21100		100	0	19.64	Fig.31	19.37	Fig.32	19.52	Fig.33
	2560	21350		100	0	19.38	Fig.34	19.67	Fig.35	19.31	Fig.36

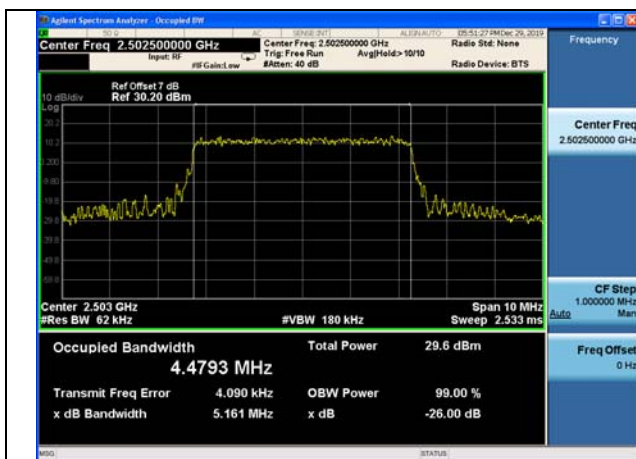


Fig.1

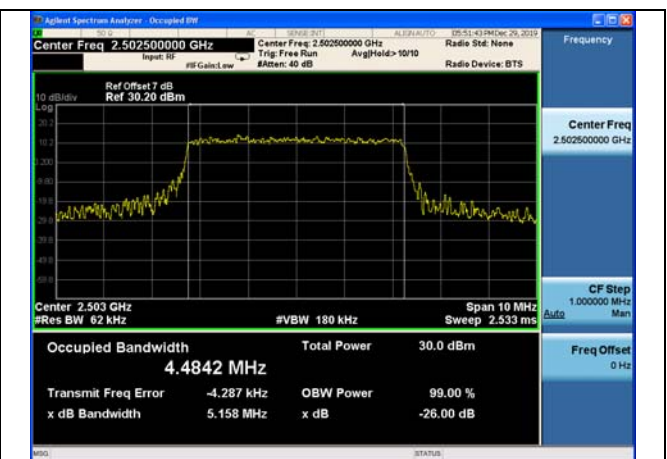


Fig.2

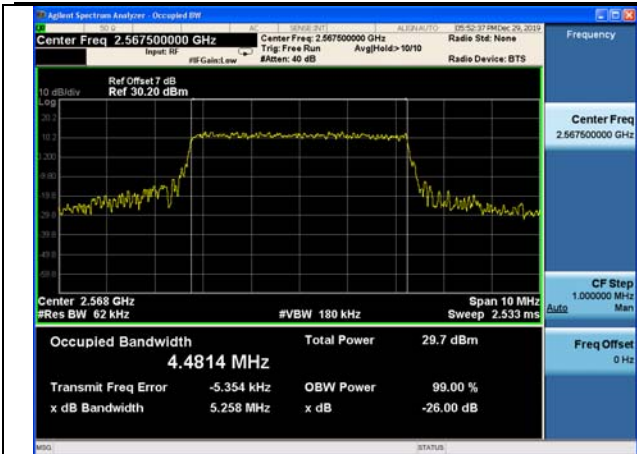


Fig.9

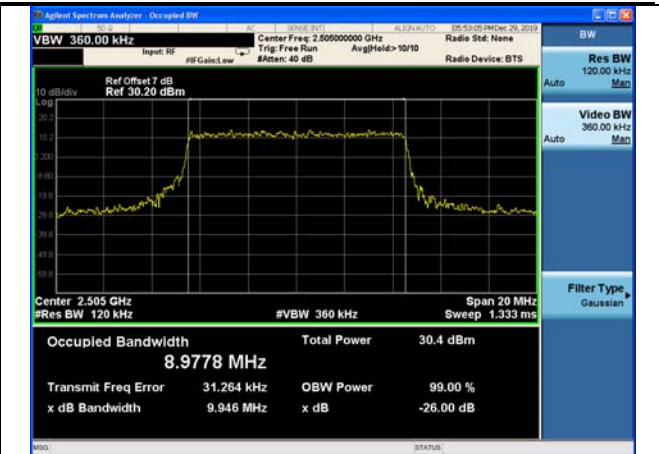


Fig.10

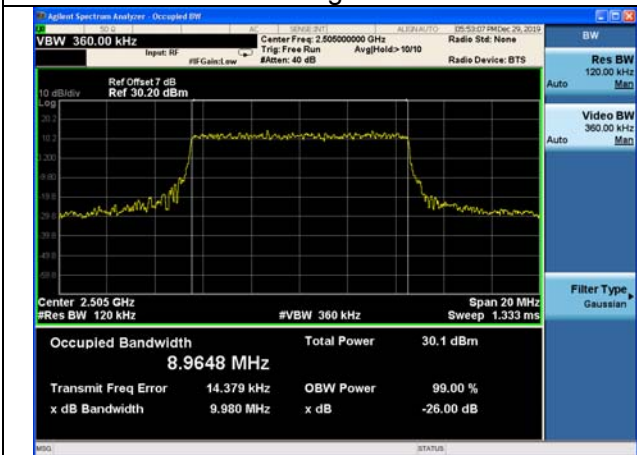


Fig.11

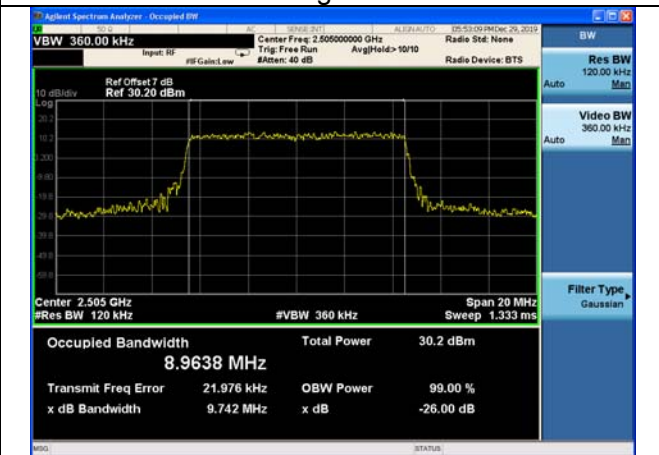


Fig.12

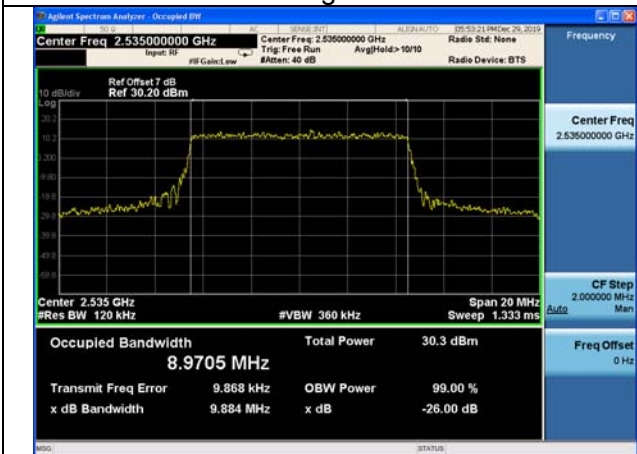


Fig.13



Fig.14