

Fig.13



Fig.14

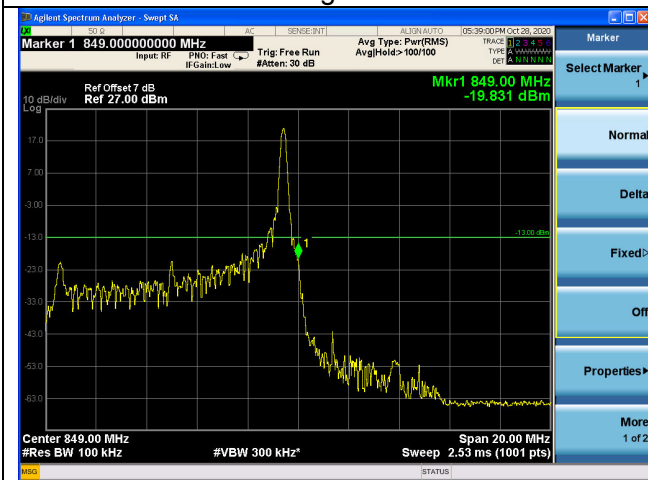


Fig.15



Fig.16

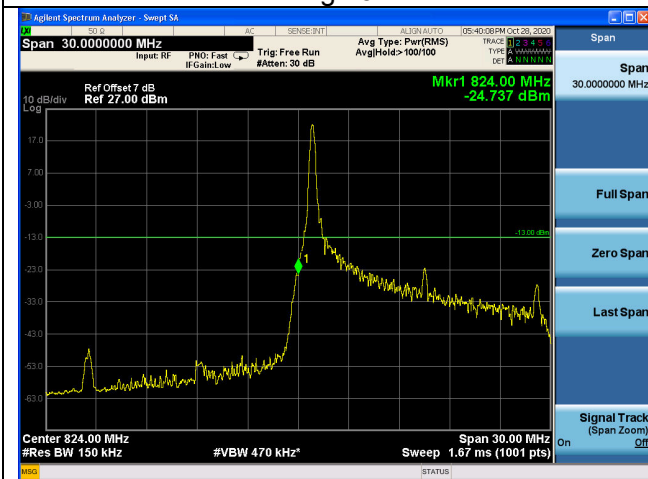


Fig.17

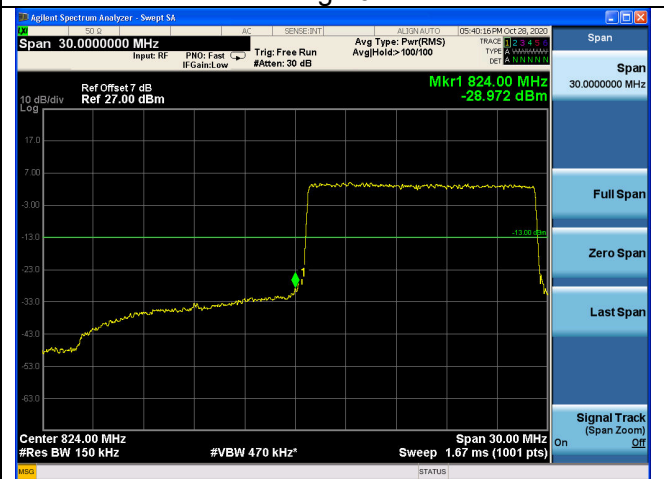


Fig.18

6 Frequency Stability

Test result:

Temperature(°C)	Voltage	Test Result (ppm) Band26 Low Channel				
		1.4M	3M	5M	10M	15M
-20	NV	0.037	0.028	0.000	-0.007	-0.022
-10	NV	0.038	0.012	-0.037	0.020	-0.001
0	NV	0.015	-0.021	-0.032	0.030	0.017
+10	NV	-0.008	-0.035	0.015	-0.021	-0.029
+20	NV	0.000	0.000	0.000	0.000	0.000
+30	NV	-0.030	0.029	-0.010	0.008	-0.025
+40	NV	0.034	-0.029	-0.016	0.000	-0.010
+50	NV	-0.005	0.012	-0.028	-0.014	0.003
+55	NV	-0.037	0.011	-0.025	-0.035	-0.004
+20	LV	0.011	0.033	0.015	0.025	0.018
+20	HV	0.000	-0.010	-0.027	0.032	-0.036

Temperature(°C)	Voltage	Test Result (ppm) Band26 High Channel				
		1.4M	3M	5M	10M	15M
-20	NV	-0.017	0.030	0.019	0.024	0.037
-10	NV	0.028	-0.004	0.000	-0.032	0.022
0	NV	-0.032	0.008	0.013	-0.023	0.036
+10	NV	0.003	0.027	-0.028	-0.012	0.040
+20	NV	0.000	0.000	0.000	0.000	0.000
+30	NV	0.032	0.005	-0.030	0.036	0.005
+40	NV	-0.036	0.009	0.008	0.019	-0.012
+50	NV	-0.014	0.022	0.018	0.021	0.029
+55	NV	-0.004	-0.021	0.011	-0.019	-0.001
+20	LV	0.005	0.033	-0.007	0.014	-0.033
+20	HV	0.018	0.021	-0.026	0.004	-0.026