

APPENDIX A – TEST DATA OF CONDUCTED EMISSION

LTE Band 26

1 RF Power Output

Modulation	Carrier frequency (MHz)	UL Channel	BW	RB Size	RB Offset	Conducted power (dBm)
QPSK	824.7	26797	1.4	1	0	23.49
				1	5	23.44
				3	2	22.31
				6	0	22.31
	836.5	26915		1	0	23.46
				1	5	23.42
				3	2	22.34
				6	0	22.33
	848.3	27033		1	0	23.44
				1	5	23.46
				3	2	22.39
				6	0	22.38
16QAM	824.7	26797	1.4	1	0	22.95
				1	5	22.89
				3	2	21.84
				6	0	21.85
	836.5	26915		1	0	22.90
				1	5	22.85
				3	2	21.87
				6	0	21.81
	848.3	27033		1	0	22.84
				1	5	22.86
				3	2	21.93
				6	0	21.95

Modulation	Carrier frequency (MHz)	UL Channel	BW	RB Size	RB Offset	Conducted power (dBm)
QPSK	825.5	26805	3	1	0	23.43
				1	14	23.42
				8	4	22.36
				15	0	22.31
	836.5	26915		1	0	23.43
				1	14	23.44
				8	4	22.29
				15	0	22.32
	847.5	27025		1	0	23.45
				1	14	23.48
				8	4	22.36
				15	0	22.39
16QAM	825.5	26805	3	1	0	22.95
				1	14	22.88
				8	4	21.79
				15	0	21.85
	836.5	26915		1	0	22.89
				1	14	22.93
				8	4	21.81
				15	0	21.84
	847.5	27025		1	0	22.88
				1	14	22.84
				8	4	21.92
				15	0	21.89

Modulation	Carrier frequency (MHz)	UL Channel	BW	RB Size	RB Offset	Conducted power (dBm)
QPSK	826.5	26815	5	1	0	23.46
				1	24	23.45
				12	6	22.37
				25	0	22.31
	836.5	26915		1	0	23.43
				1	24	23.48
				12	6	22.29
				25	0	22.33
	846.5	27015		1	0	23.50
				1	24	23.49
				12	6	22.36
				25	0	22.33
16QAM	826.5	26815	5	1	0	22.95
				1	24	22.93
				12	6	21.81
				25	0	21.87
	836.5	26915		1	0	22.85
				1	24	22.93
				12	6	21.84
				25	0	21.81
	846.5	27015		1	0	22.82
				1	24	22.89
				12	6	21.94
				25	0	21.90

Modulation	Carrier frequency (MHz)	UL Channel	BW	RB Size	RB Offset	Conducted power (dBm)
QPSK	829	26840	10	1	0	23.43
				1	49	23.49
				24	12	22.31
				50	0	22.35
	836.5	26915		1	0	23.43
				1	49	23.46
				24	12	22.31
				50	0	22.35
	844	26990		1	0	23.43
				1	49	23.48
				24	12	22.32
				50	0	22.34
16QAM	829	26840	10	1	0	22.90
				1	49	22.93
				24	12	21.84
				50	0	21.86
	836.5	26915		1	0	22.88
				1	49	22.89
				24	12	21.87
				50	0	21.81
	844	26990		1	0	22.84
				1	49	22.83
				24	12	21.87
				50	0	21.96

Modulation	Carrier frequency (MHz)	UL Channel	BW	RB Size	RB Offset	Conducted power (dBm)
QPSK	831.5	26865	15	1	0	23.54
				1	74	23.54
				40	18	22.41
				75	0	22.43
	836.5	26915		1	0	23.53
				1	74	23.53
				40	18	22.39
				75	0	22.39
	841.5	26965		1	0	23.55
				1	74	23.55
				40	18	22.43
				75	0	22.45
16QAM	831.5	26865	15	1	0	23.00
				1	74	23.00
				40	18	21.90
				75	0	21.93
	836.5	26915		1	0	22.97
				1	74	22.97
				40	18	21.91
				75	0	21.91
	841.5	26965		1	0	22.93
				1	74	22.93
				40	18	21.99
				75	0	22.00

2 Occupied Bandwidth

Test result

Band	Carrier frequency (MHz)	Channel	BW (MHz)	RB Size	RB Offset	Bandwidth of 99% Power (MHz)			
						QPSK		16-QAM	
26	824.7	26797	1.4	6	0	1.0794	Fig.1	1.0785	Fig.2
	836.5	26915		6	0	1.0808	Fig.3	1.0801	Fig.4
	848.3	27033		6	0	1.0801	Fig.5	1.0790	Fig.6
	825.5	26805	3	15	0	2.6943	Fig.7	2.6986	Fig.8
	836.5	26915		15	0	2.7058	Fig.9	2.6871	Fig.10
	847.5	27025		15	0	2.7028	Fig.11	2.6926	Fig.12
	826.5	26815	5	25	0	4.4710	Fig.13	4.4738	Fig.14
	836.5	26915		25	0	4.4763	Fig.15	4.4761	Fig.16
	846.5	27015		25	0	4.4760	Fig.17	4.4707	Fig.18
	829	26840	10	50	0	8.9325	Fig.19	8.9507	Fig.20
	836.5	26915		50	0	8.9635	Fig.21	8.9495	Fig.22
	844	26990		50	0	8.9522	Fig.23	8.9514	Fig.24
	831.5	26865	15	75	0	13.384	Fig.25	13.431	Fig.26
	836.5	26915		75	0	13.413	Fig.27	13.372	Fig.28
841.5	26965	75		0	13.412	Fig.29	13.343	Fig.30	

Band	Carrier frequency (MHz)	Channel	BW (MHz)	RB Size	RB Offset	Bandwidth of -26dB transmitter power (MHz)			
						QPSK		16-QAM	
26	824.7	26797	1.4	6	0	1.220	Fig.1	1.217	Fig.2
	836.5	26915		6	0	1.218	Fig.3	1.221	Fig.4
	848.3	27033		6	0	1.219	Fig.5	1.219	Fig.6
	825.5	26805	3	15	0	3.011	Fig.7	3.003	Fig.8
	836.5	26915		15	0	3.024	Fig.9	3.015	Fig.10
	847.5	27025		15	0	3.028	Fig.11	3.009	Fig.12
	826.5	26815	5	25	0	4.907	Fig.13	4.881	Fig.14
	836.5	26915		25	0	4.911	Fig.15	4.791	Fig.16
	846.5	27015		25	0	4.837	Fig.17	4.885	Fig.18
	829	26840	10	50	0	9.657	Fig.19	9.661	Fig.20
	836.5	26915		50	0	9.747	Fig.21	9.615	Fig.22
	844	26990		50	0	9.705	Fig.23	9.682	Fig.24
	831.5	26865	15	75	0	14.47	Fig.25	14.48	Fig.26
	836.5	26915		75	0	14.50	Fig.27	14.44	Fig.28
841.5	26965	75		0	14.48	Fig.29	14.44	Fig.30	

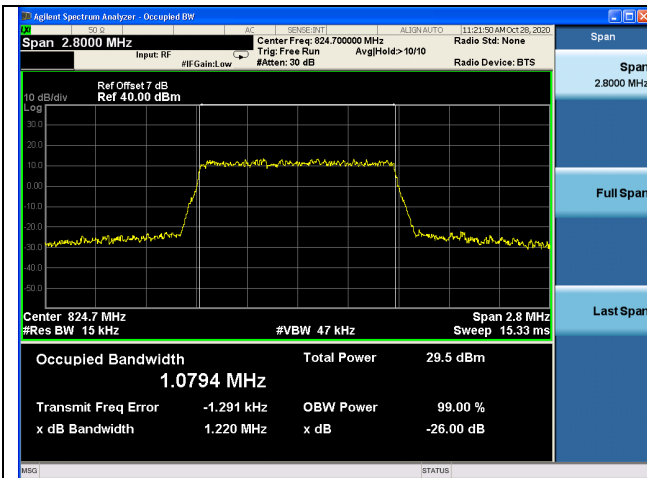


Fig.1

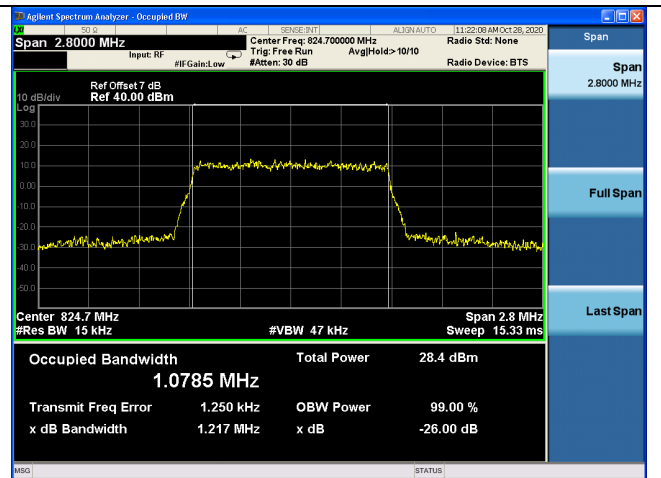


Fig.2

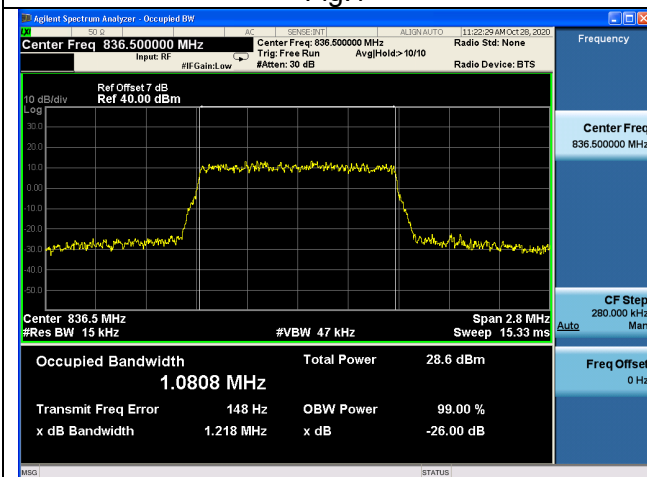


Fig.3

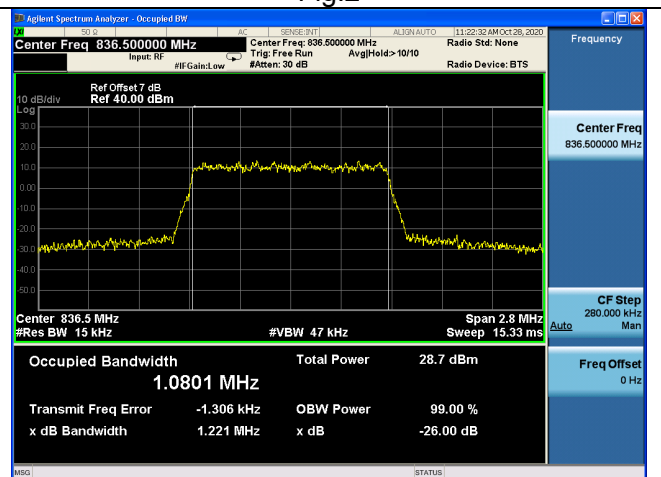


Fig.4

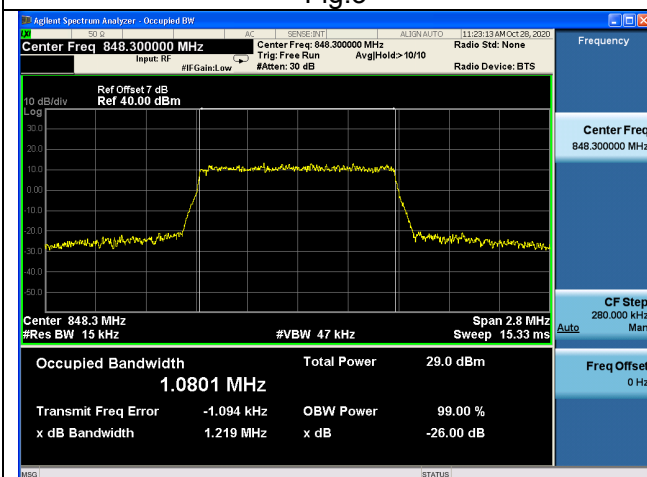


Fig.5

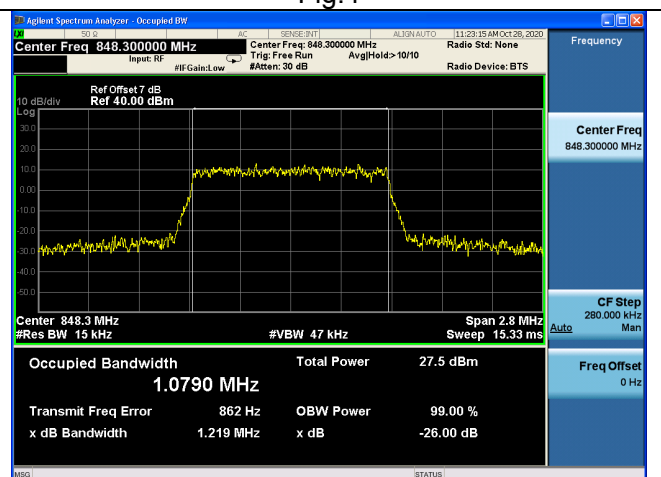


Fig.6

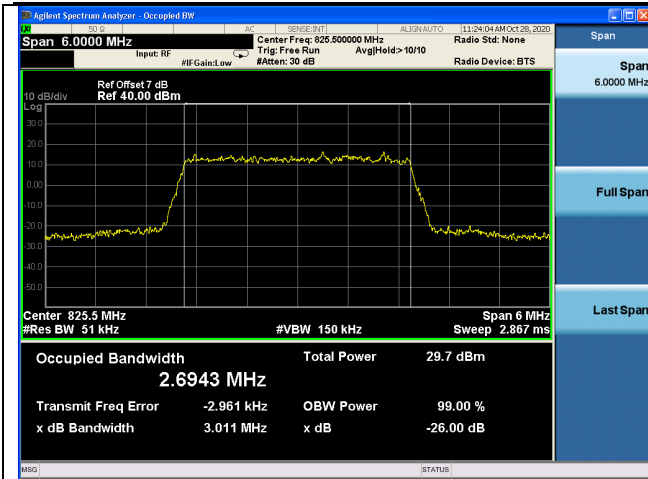


Fig.7

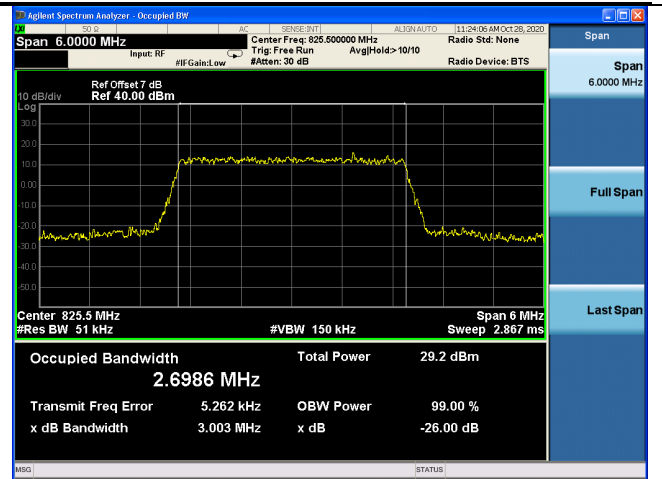


Fig.8

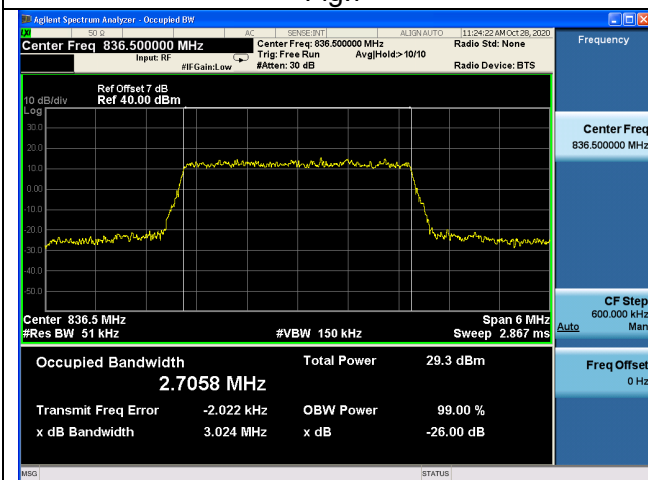


Fig.9

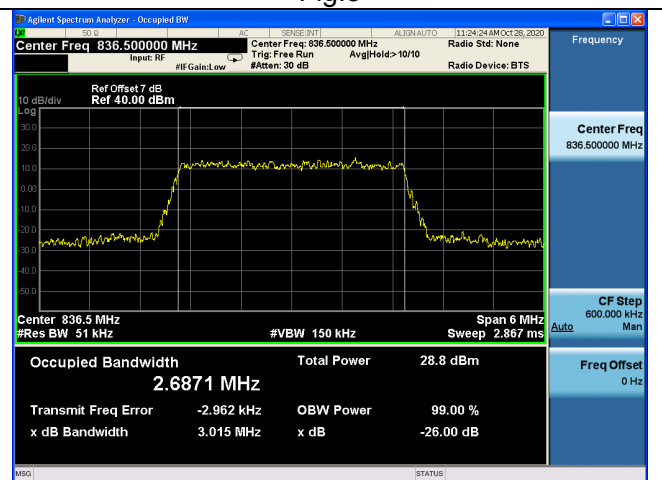


Fig.10

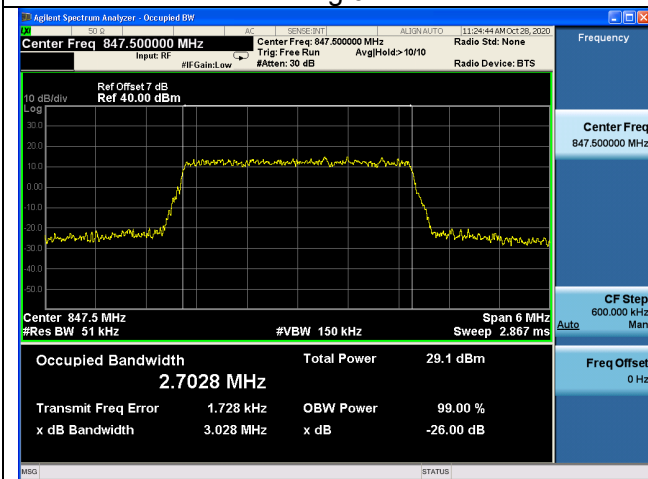


Fig.11

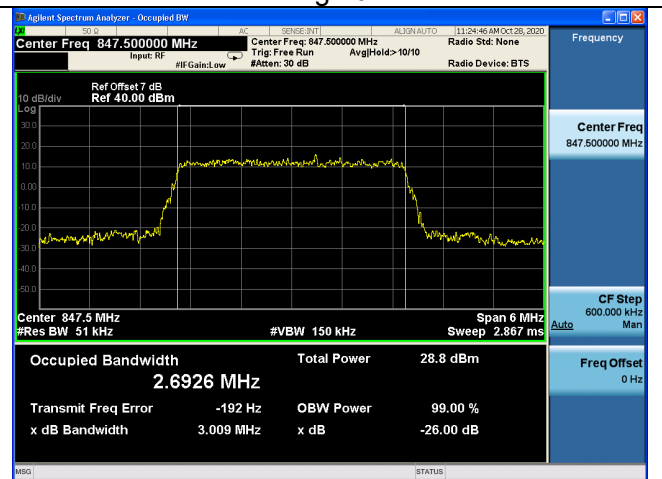


Fig.12

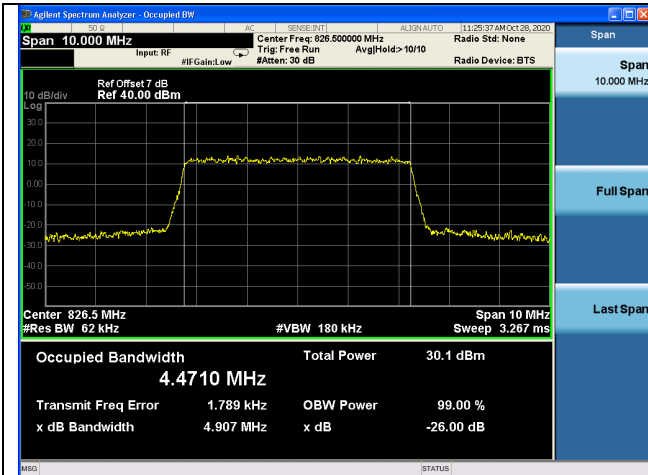


Fig.13

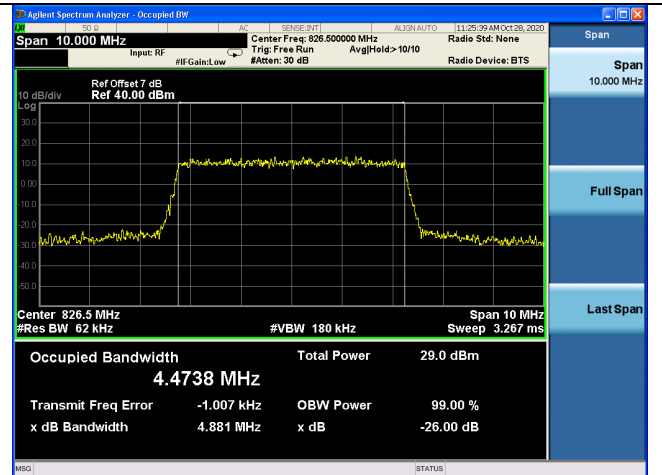


Fig.14

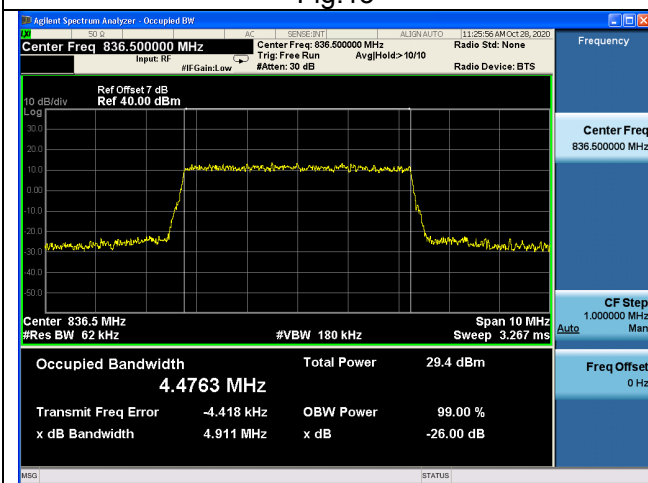


Fig.15

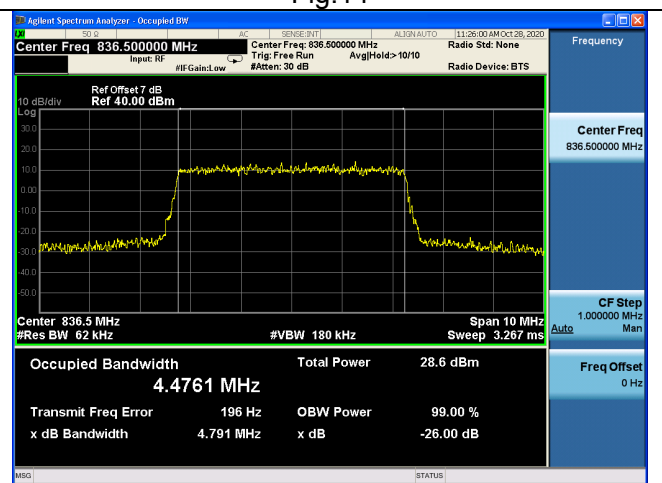


Fig.16

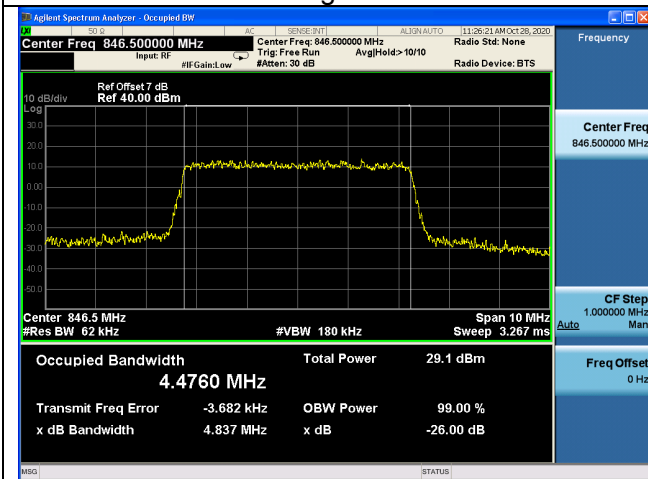


Fig.17

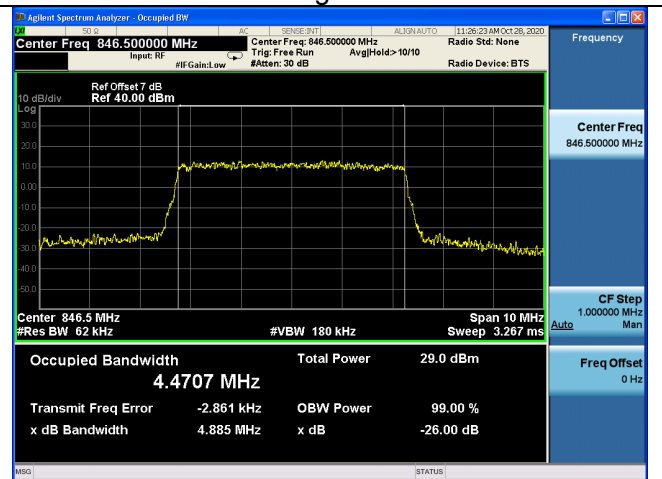


Fig.18

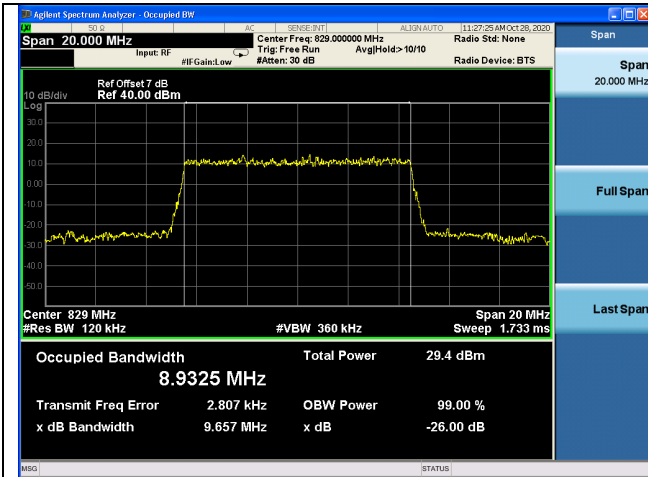


Fig.19

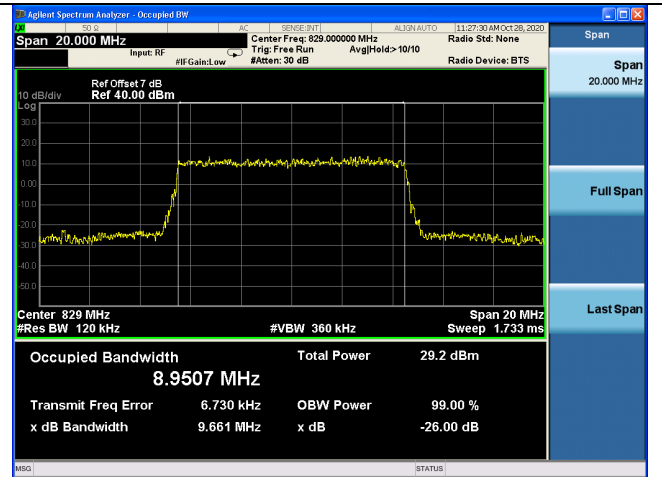


Fig.20

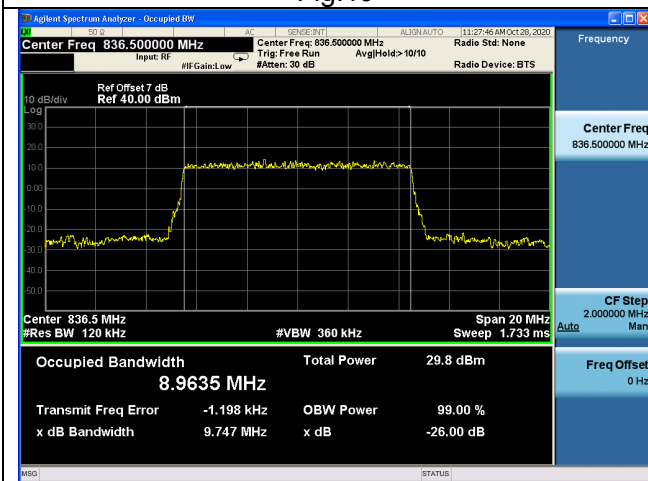


Fig.21

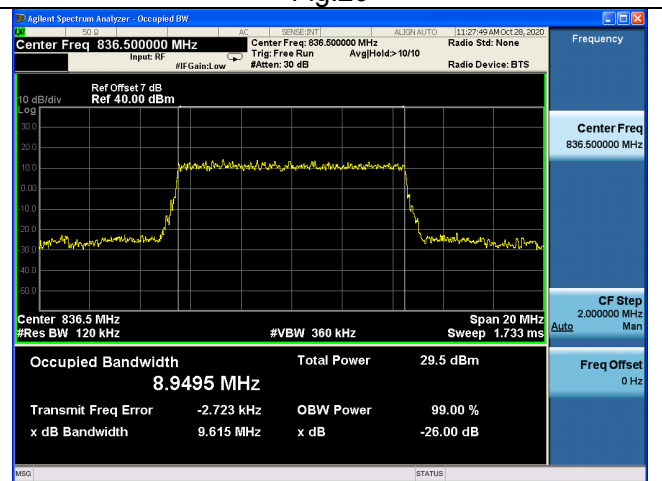


Fig.22

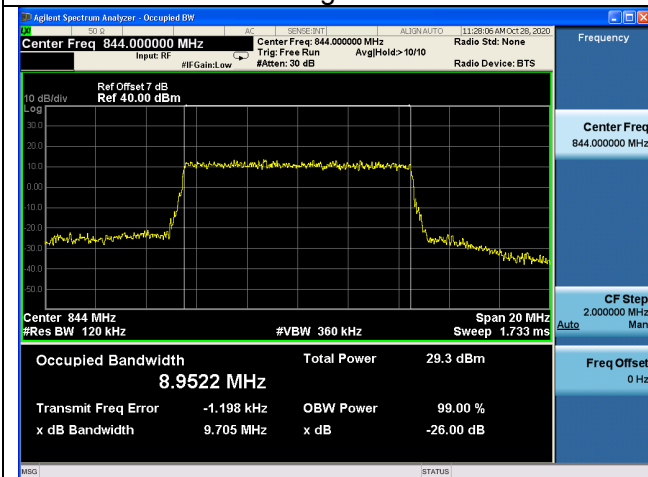


Fig.23

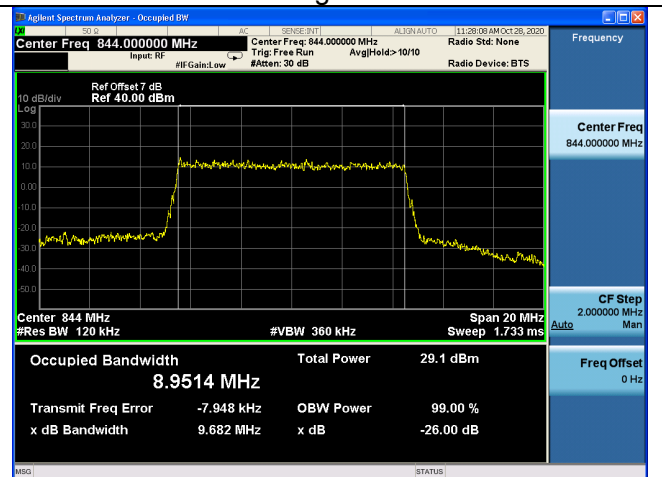


Fig.24

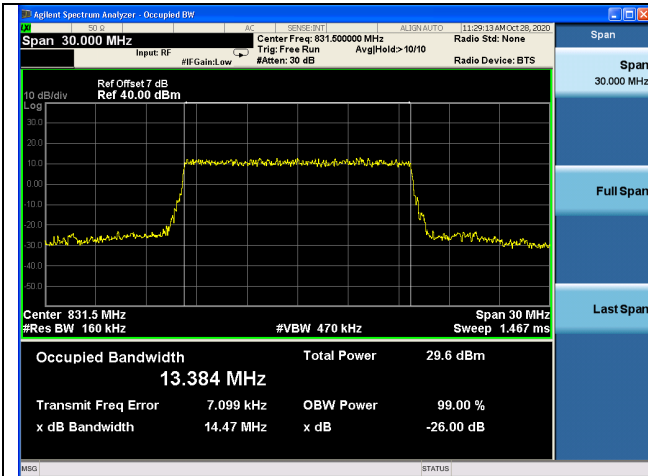


Fig.25

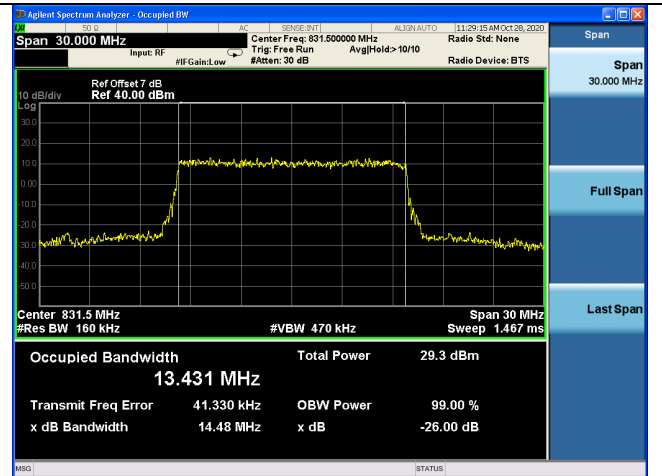


Fig.26

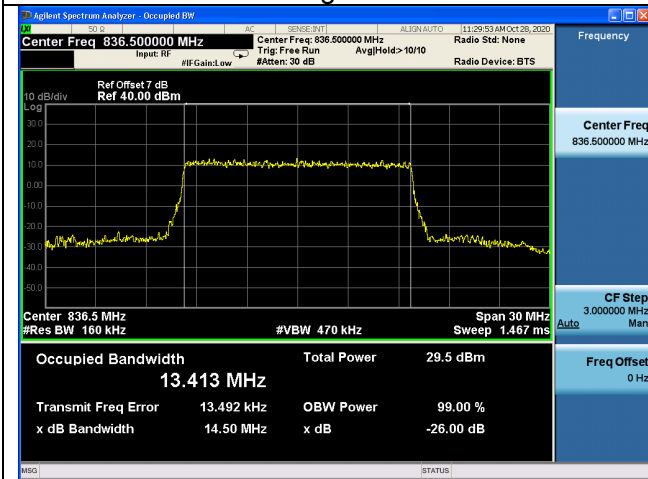


Fig.27

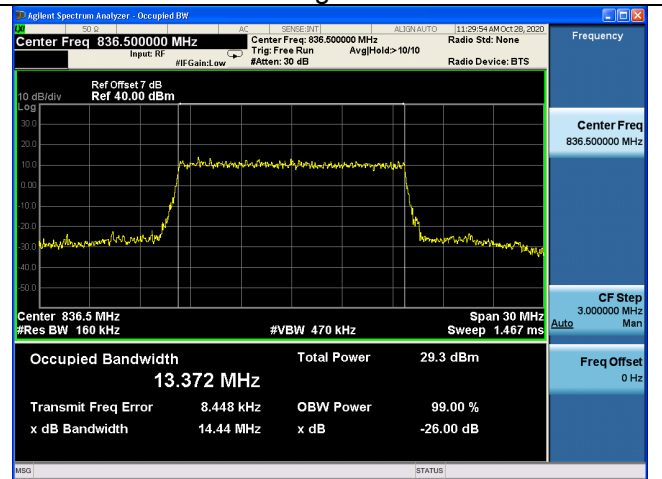


Fig.28

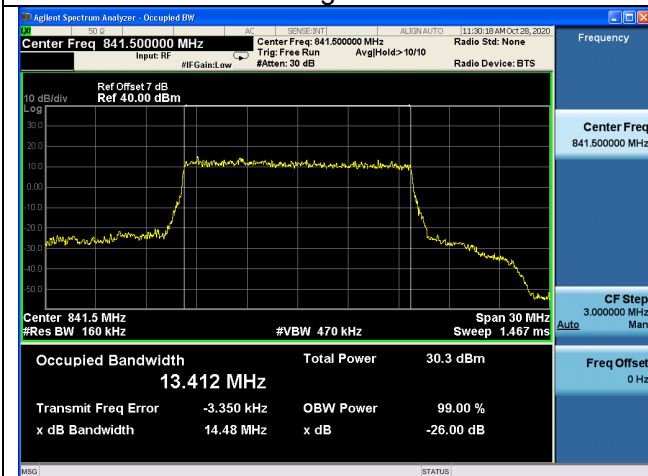


Fig.29

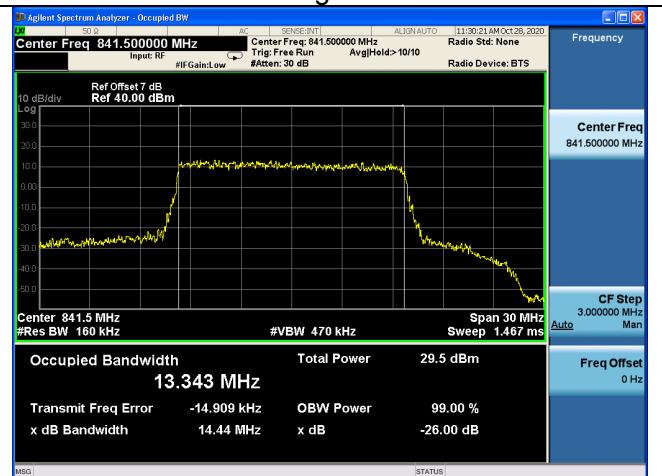


Fig.30

3 Peak-Average Ratio

Band	Carrier frequency (MHz)	Channel	BW (MHz)	RB Size	RB Offset	QPSK	16-QAM
26	836.5	26915	1.4	1	0	Fig.1	Fig.2
			3	1	0	Fig.4	Fig.5
			5	1	0	Fig.7	Fig.8
			10	1	0	Fig.10	Fig.11
			15	1	0	Fig.13	Fig.14

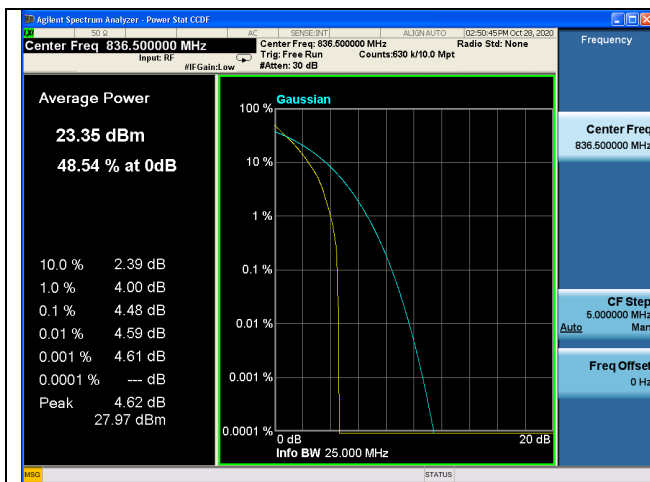


Fig.1

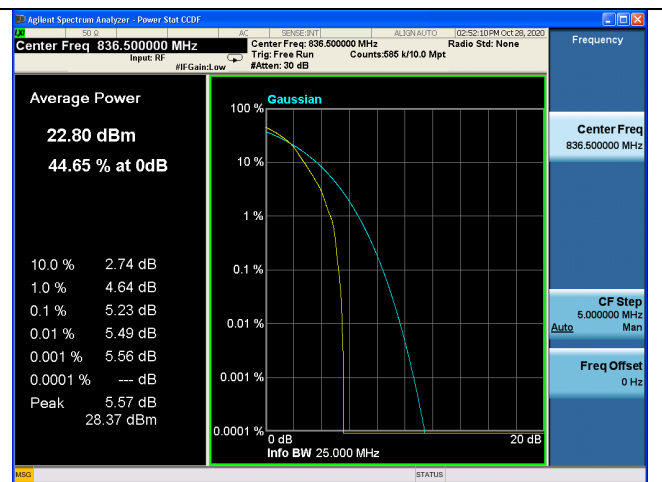


Fig.2

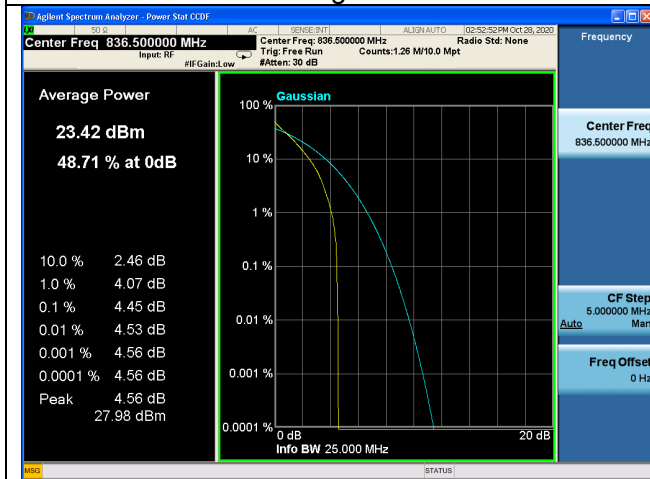


Fig.3

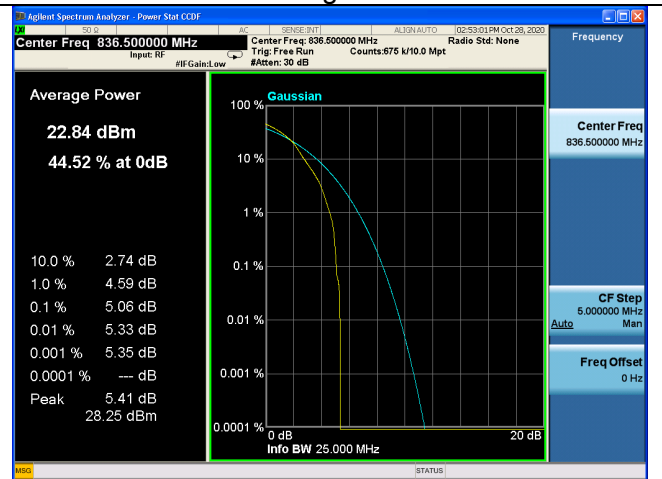


Fig.4

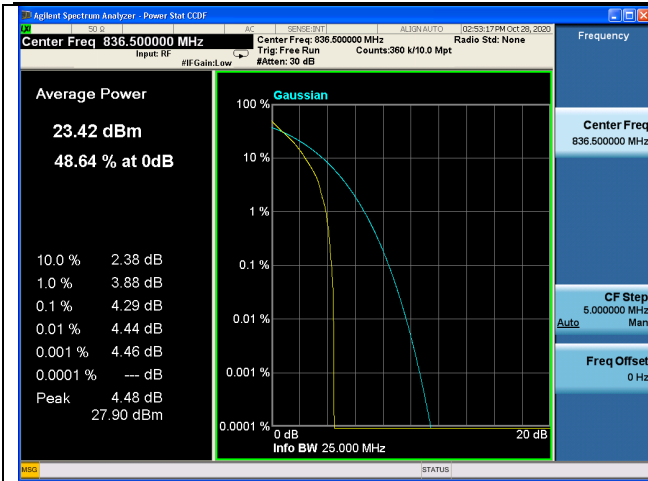


Fig.5

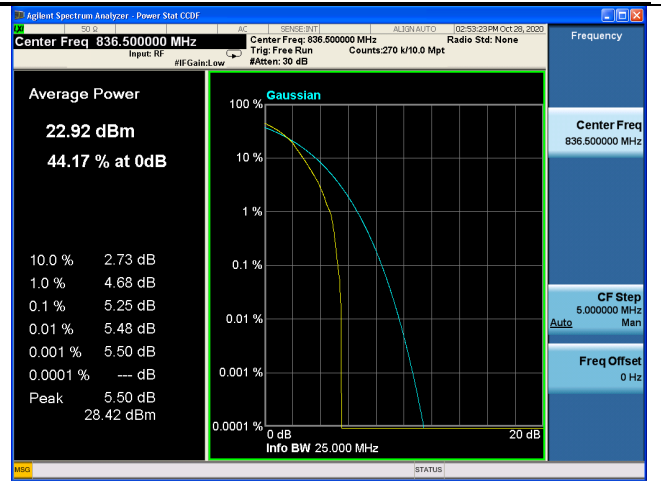


Fig.6

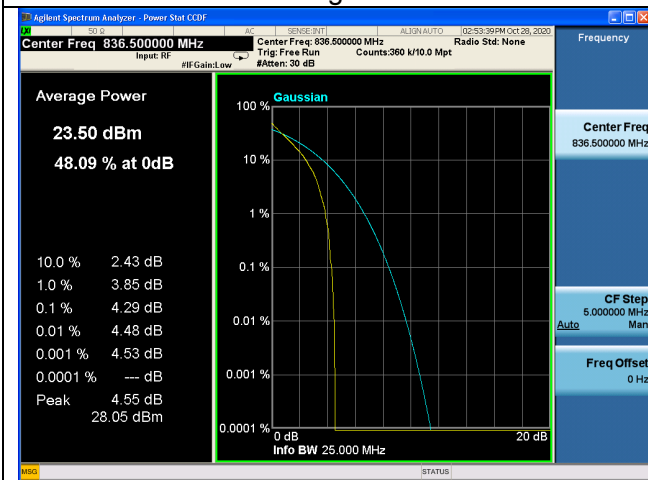


Fig.7

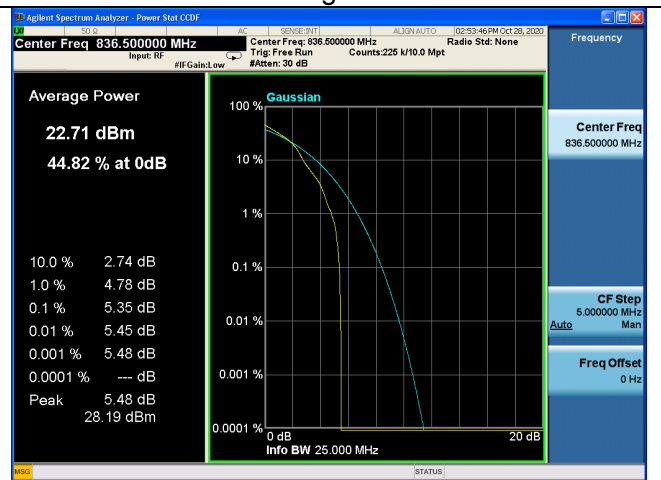


Fig.8

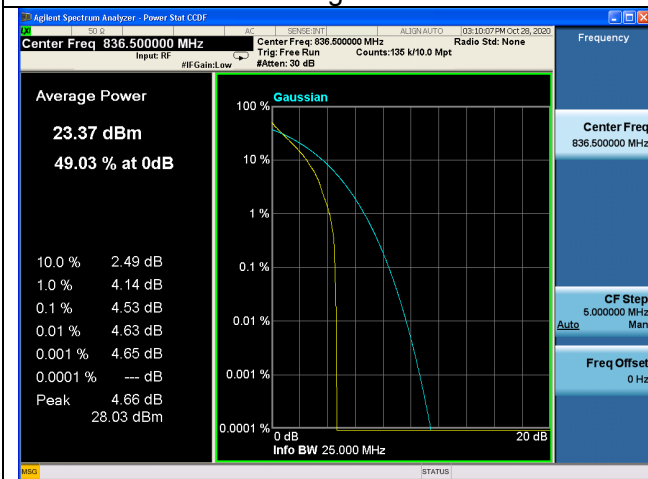


Fig.9

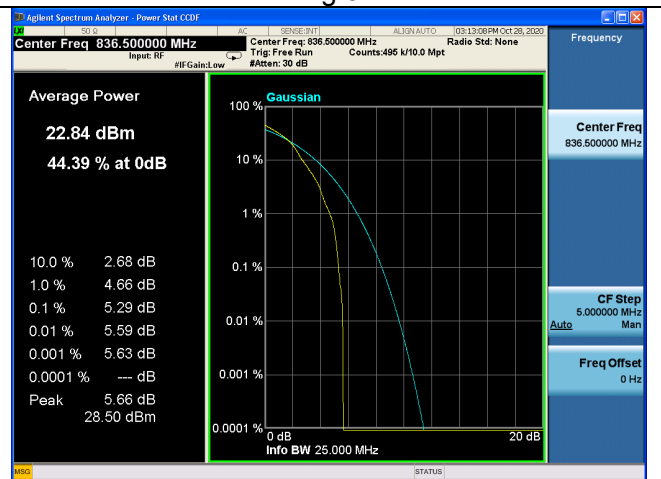


Fig.10

4 Spurious Emissions at antenna terminal

Band	Carrier frequency (MHz)	Channel	BW	RB Size	RB Offset	Conducted Spurious Plot
						QPSK
26	831.5	26865	15	1	0	Fig.1-2
	836.5	26915	15	1	0	Fig.3-4
	841.5	26965	15	1	0	Fig.5-6

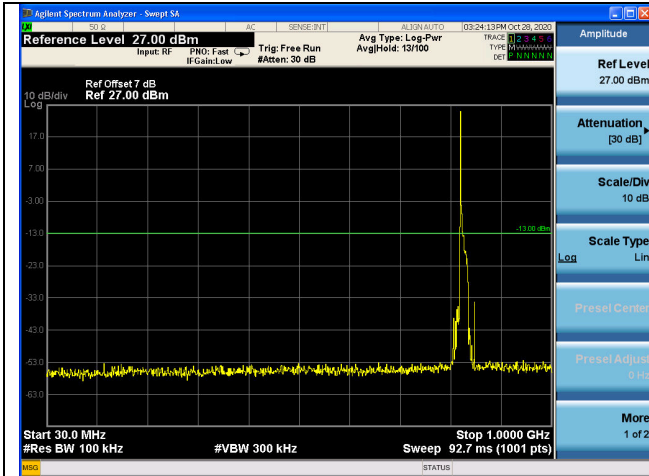


Fig.1

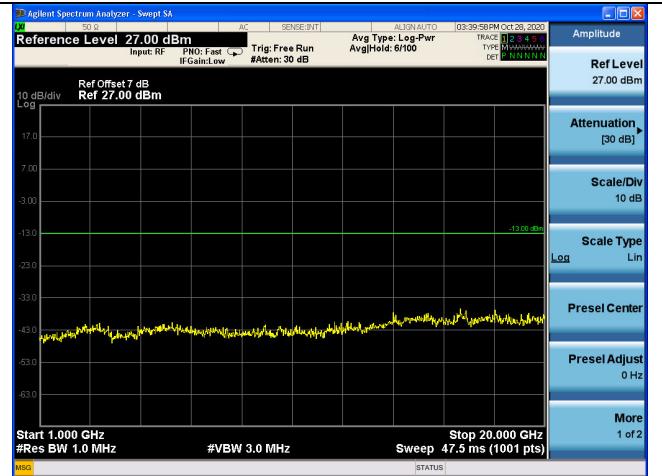


Fig.2

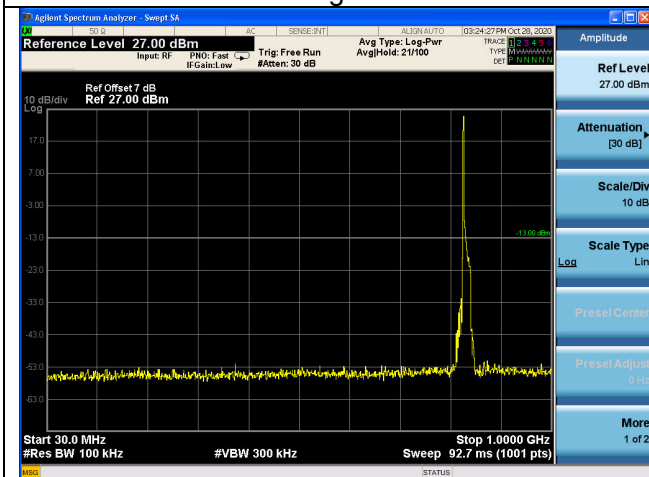


Fig.3

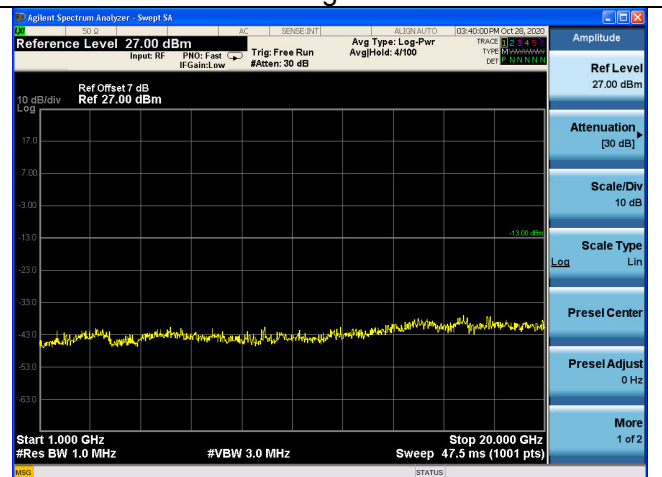


Fig.4

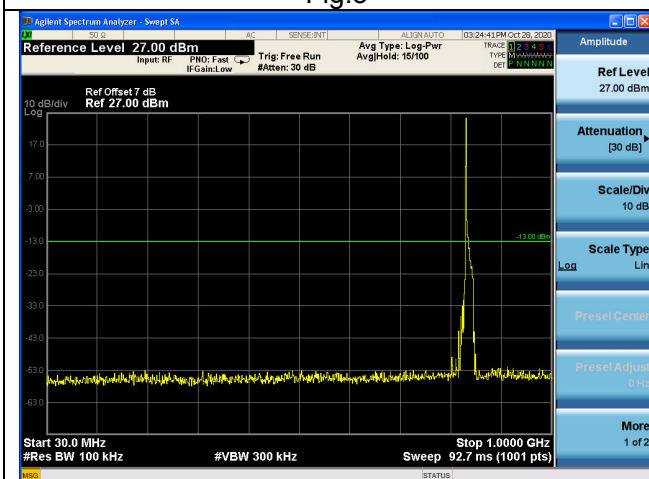


Fig.5	Fig.6
-------	-------

5 Band Edges Compliance
Test result

Band	Carrier frequency (MHz)	Channel	BW	RB Size	RB Offset	Band Edges Plot	
						QPSK	
26	824.7	26797	1.4	1	0	Fig.1	
				6	0	Fig.2	
	848.3	27033		1	5	Fig.3	
				6	0	Fig.4	
	825.5	26805	3	1	0	Fig.5	
				15	0	Fig.6	
				847.5	27025	1	14
	15	0				Fig.8	
	826.5	26815		5	1	0	Fig.9
					25	0	Fig.10
			846.5		27015	1	24
	25	0				Fig.12	
	829	26840	10		1	0	Fig.13
					50	0	Fig.14
				844	26990	1	49
	50	0				Fig.16	
	831.5	26865		15	1	0	Fig.17
					75	0	Fig.18
			841.5		26965	1	74
	75	0				Fig.20	

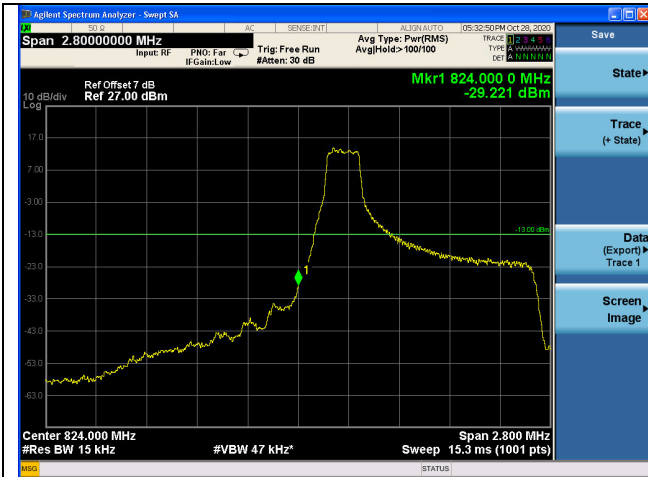


Fig.1

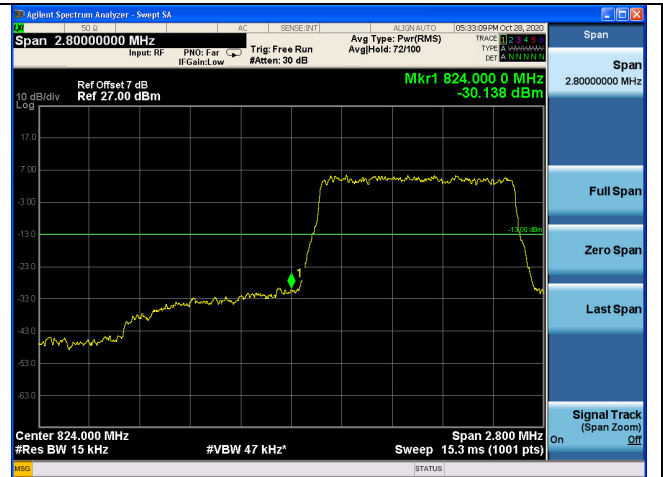


Fig.2

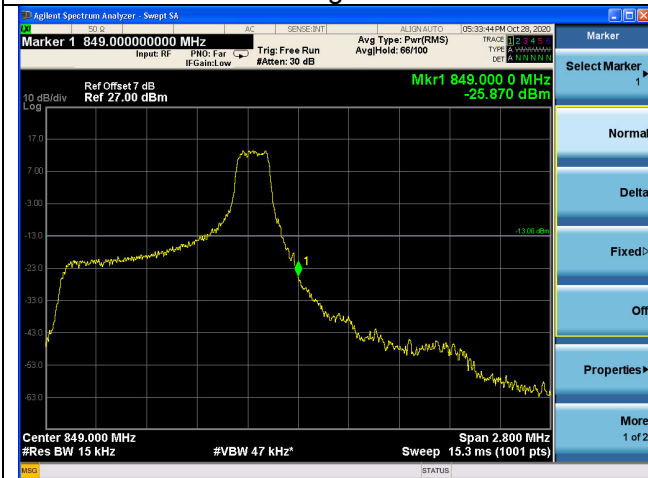


Fig.3



Fig.4

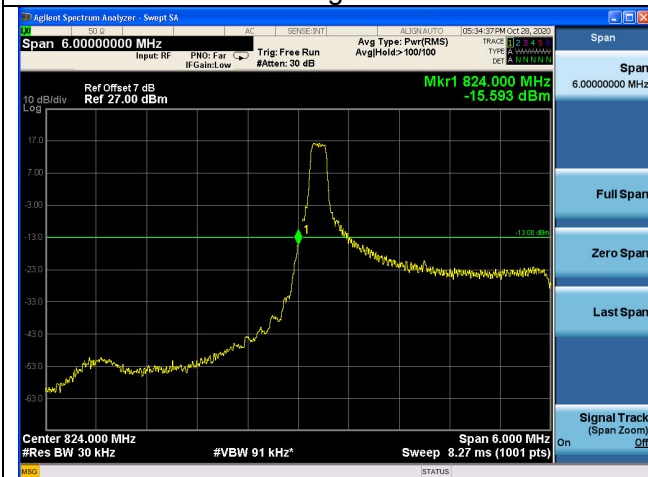


Fig.5

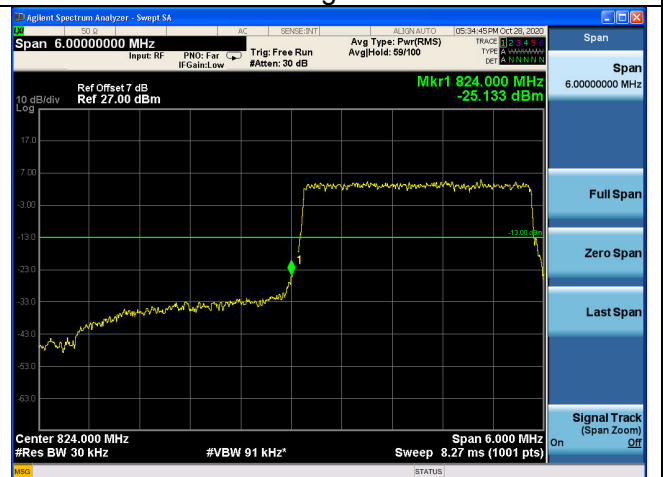


Fig.6

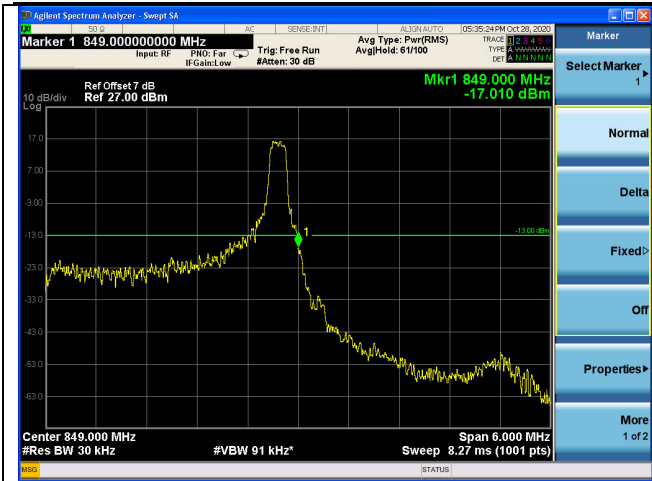


Fig.7



Fig.8

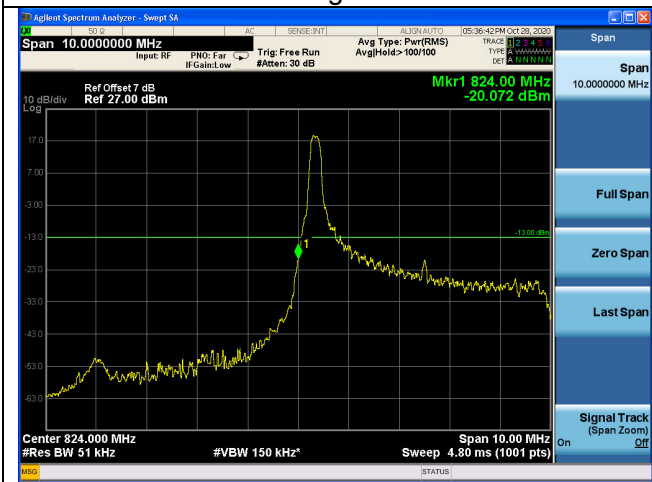


Fig.9

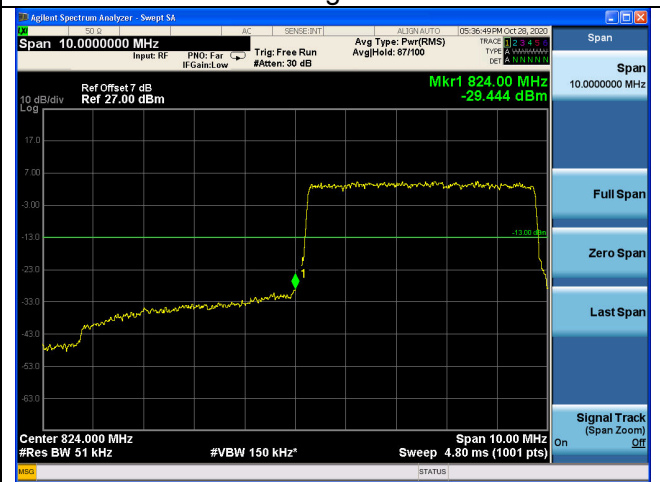


Fig.10

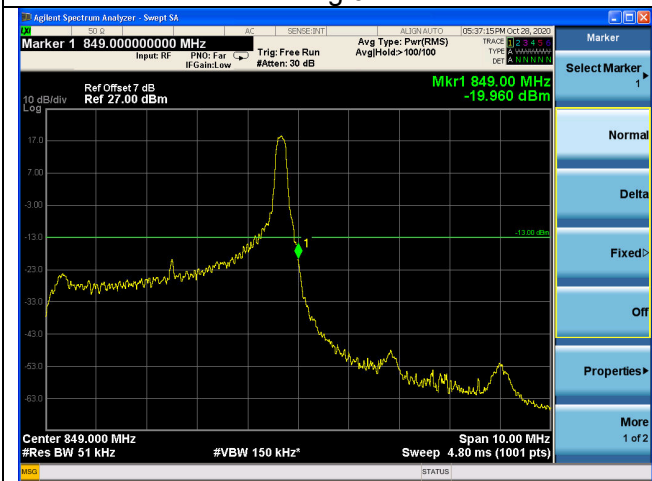


Fig.11



Fig.12