

Fig.9

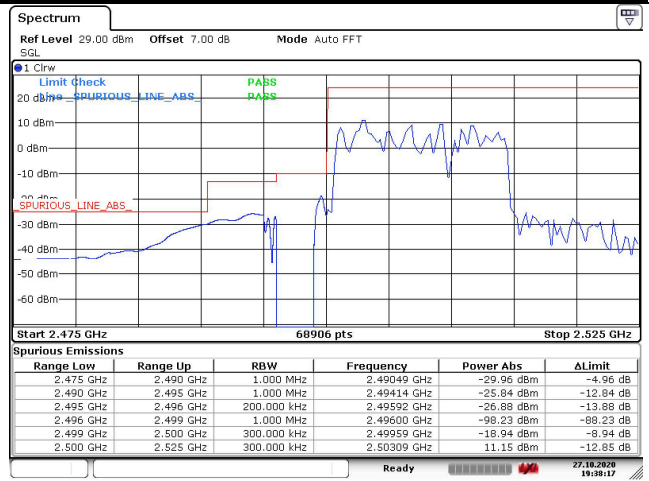


Fig.10

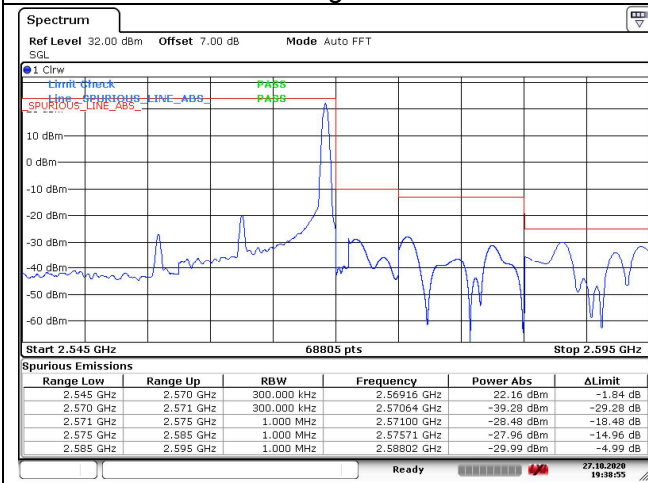


Fig.11

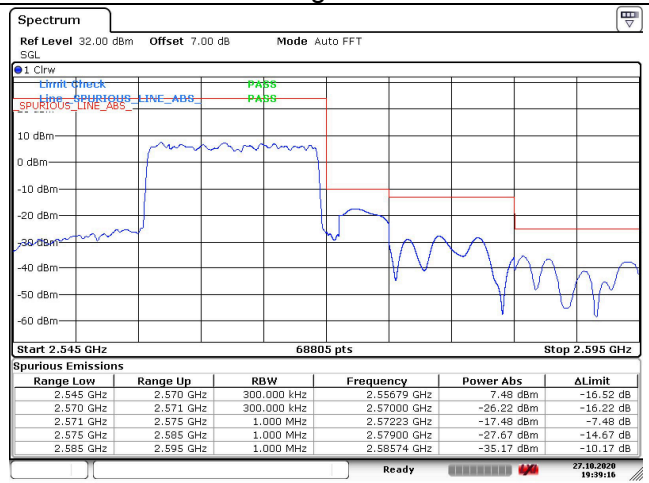


Fig.12

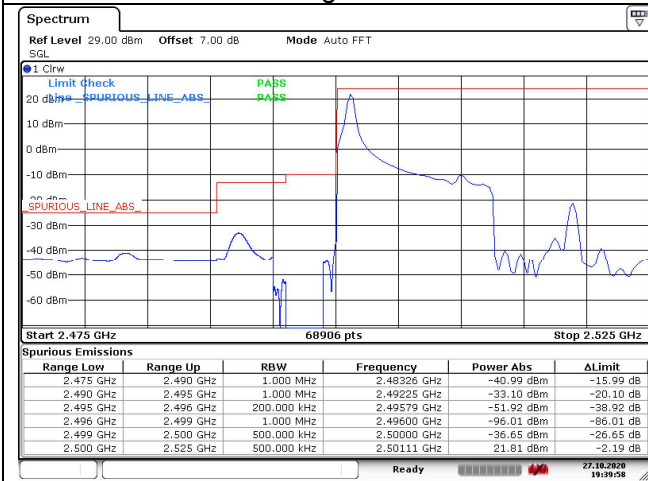


Fig.13

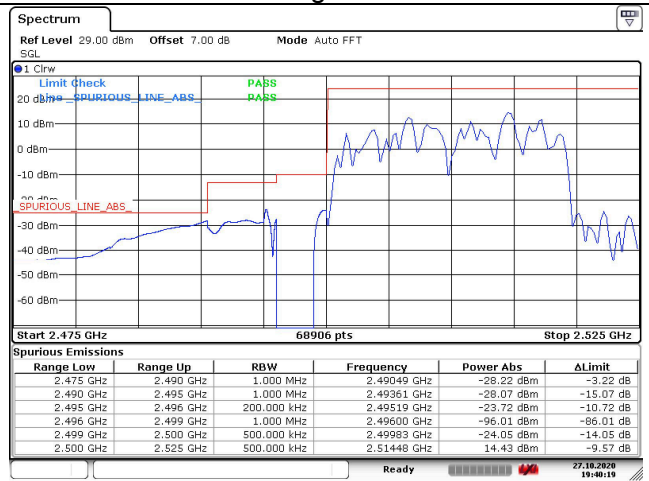


Fig.14

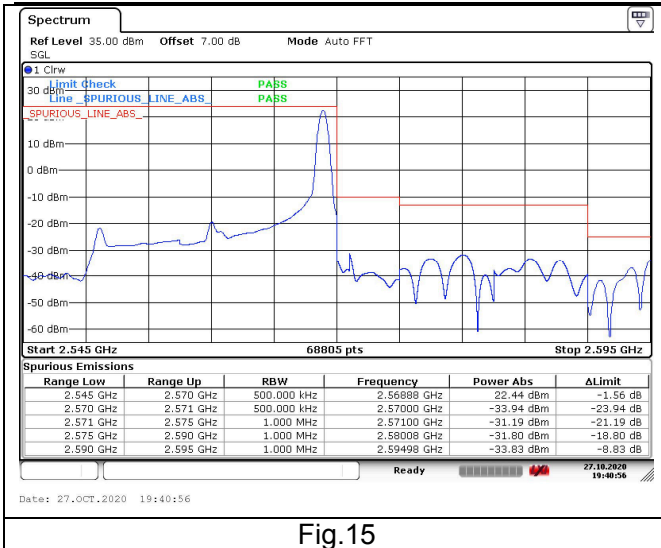


Fig.15

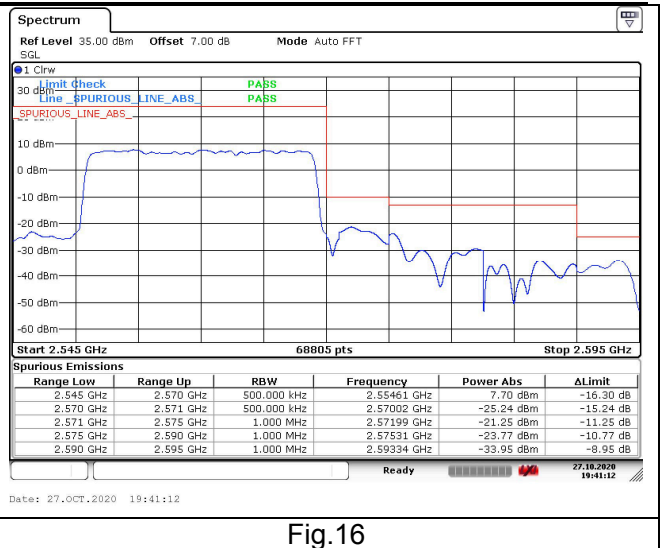


Fig.16

6 Frequency Stability

Test result:

Temperature(°C)	Voltage	Test Result (ppm) Band7 Low Channel			
		5M	10M	15M	20M
-20	NV	0.032	-0.020	0.019	-0.016
-10	NV	0.029	-0.022	-0.036	-0.005
0	NV	-0.025	0.028	0.022	0.019
+10	NV	-0.014	-0.015	-0.007	0.030
+20	NV	0.000	0.000	0.000	0.000
+30	NV	0.037	0.021	0.022	0.019
+40	NV	-0.033	-0.009	-0.003	-0.010
+50	NV	0.040	0.031	-0.028	-0.016
+55	NV	0.032	-0.005	0.026	0.020
+20	LV	-0.029	0.038	0.014	0.018
+20	HV	-0.031	0.040	-0.019	0.000

Temperature(°C)	Voltage	Test Result (ppm) Band7 High Channel			
		5M	10M	15M	20M
-20	NV	0.001	0.030	-0.032	0.017
-10	NV	0.031	-0.029	-0.004	-0.035
0	NV	-0.025	-0.016	0.021	0.008
+10	NV	0.009	-0.009	0.003	-0.026
+20	NV	0.000	0.000	0.000	0.000
+30	NV	0.038	0.024	0.009	-0.016
+40	NV	0.033	0.027	-0.031	0.018
+50	NV	-0.012	0.038	-0.025	0.034
+55	NV	-0.020	0.002	0.005	0.022
+20	LV	0.013	-0.009	0.031	0.010
+20	HV	-0.027	0.024	-0.001	-0.001