

Fig.19

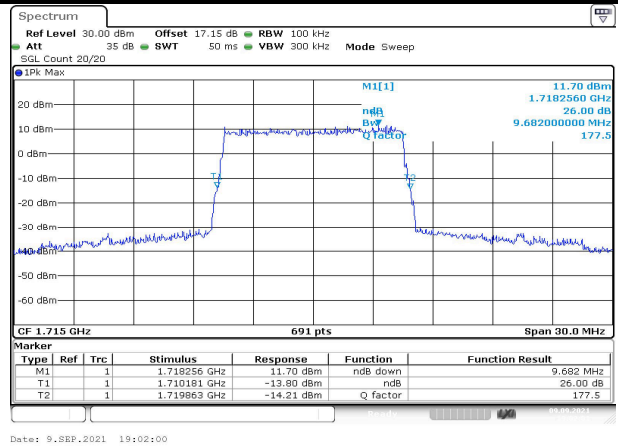


Fig.20

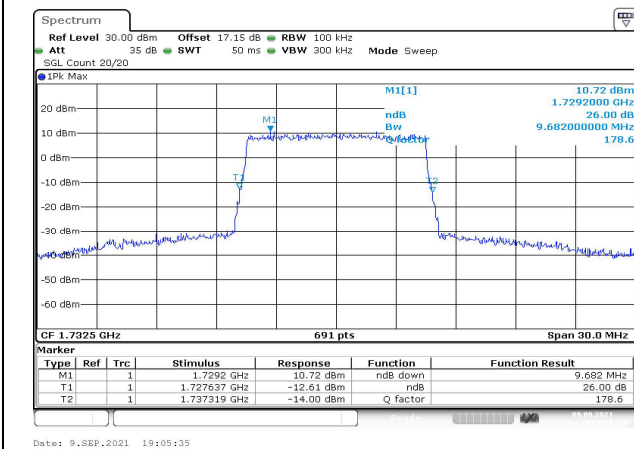


Fig.21

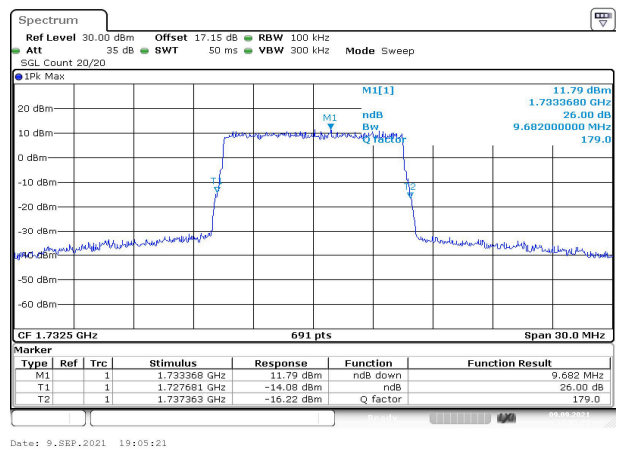


Fig.22

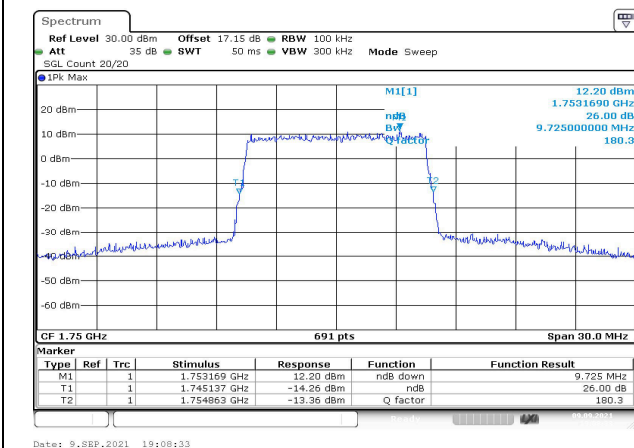


Fig.23

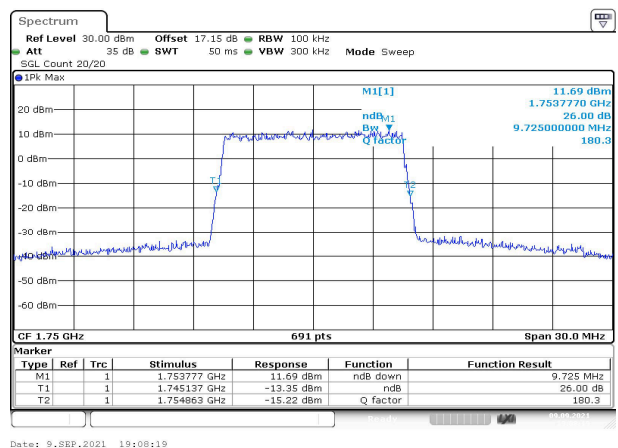


Fig.24

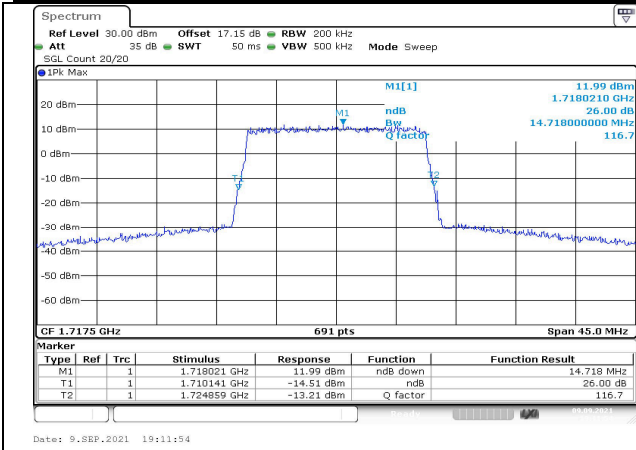


Fig.25

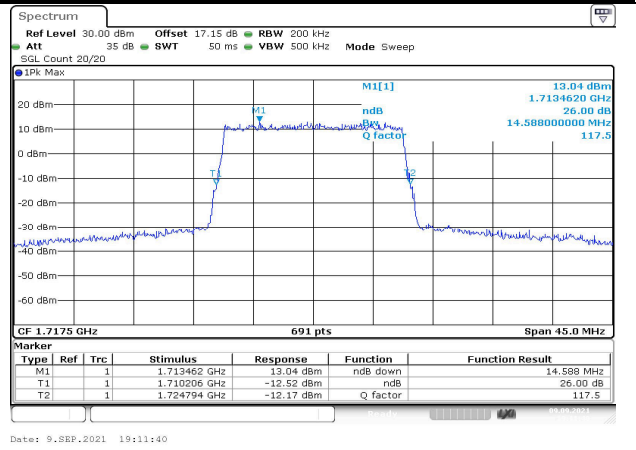


Fig.26

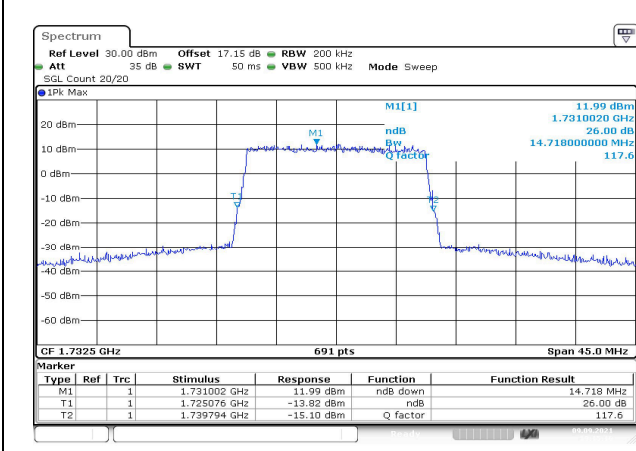


Fig.27

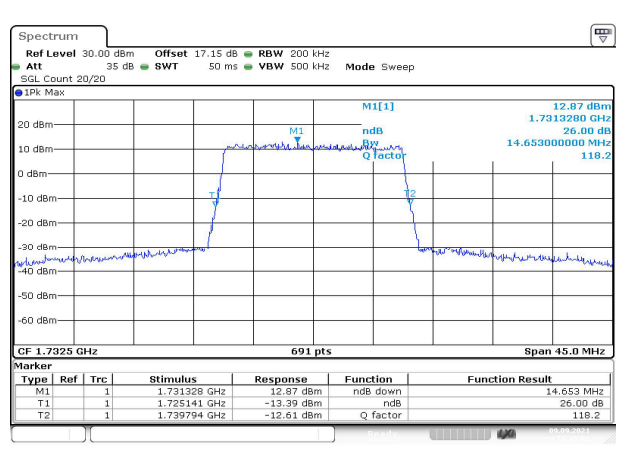


Fig.28

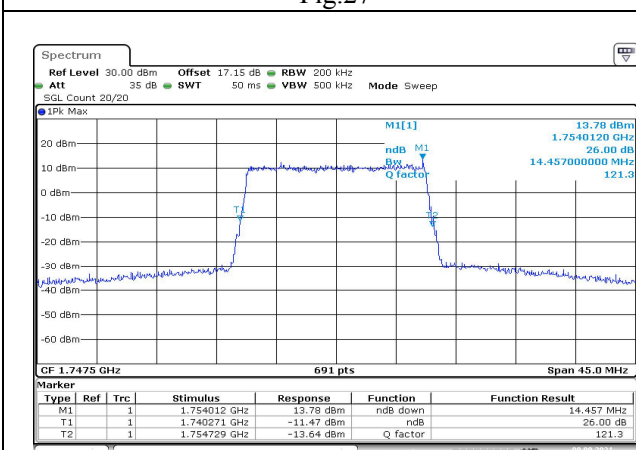


Fig.29

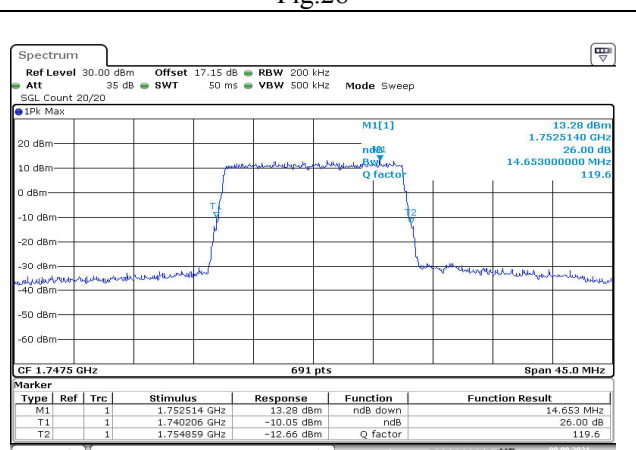


Fig.30

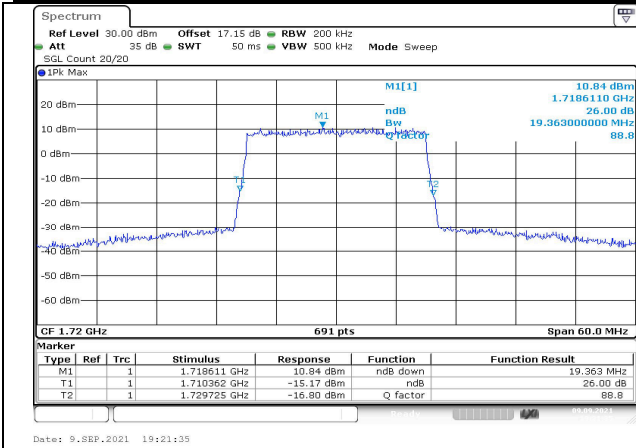


Fig.31

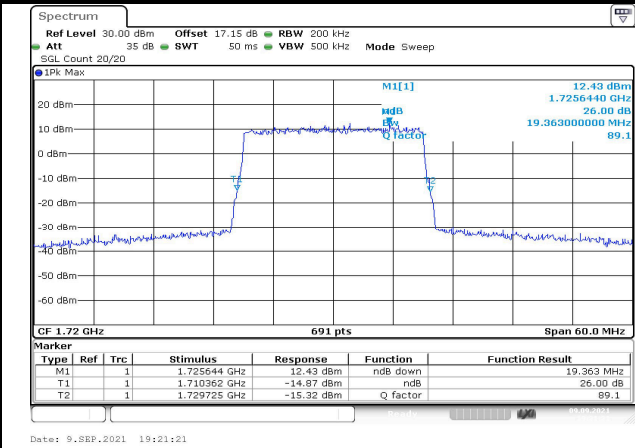


Fig.32

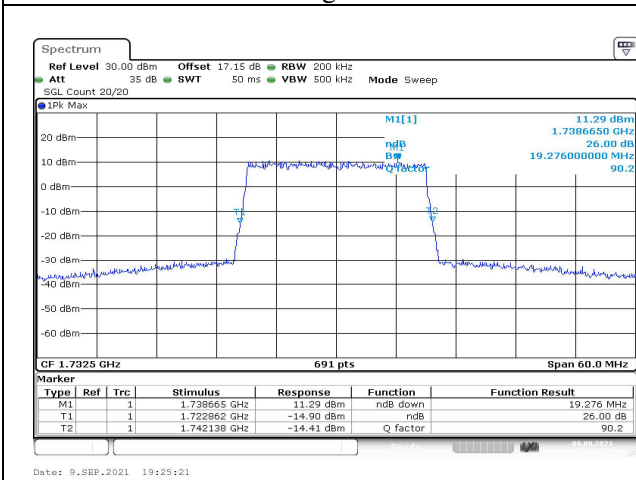


Fig.33

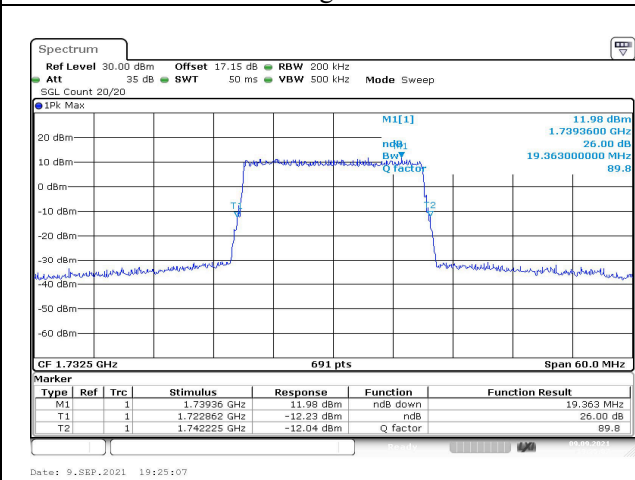


Fig.34

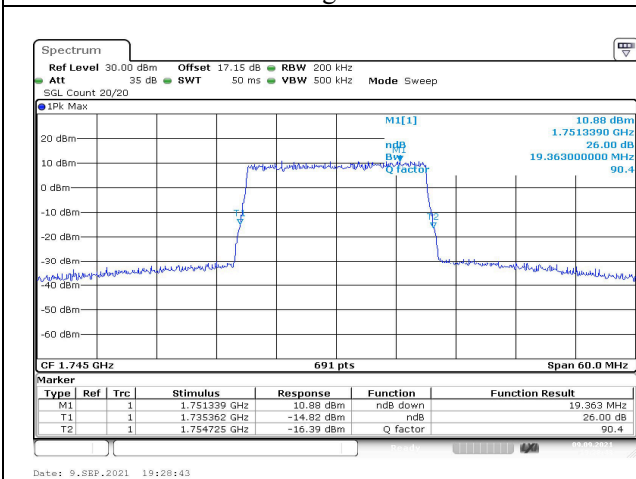


Fig.35

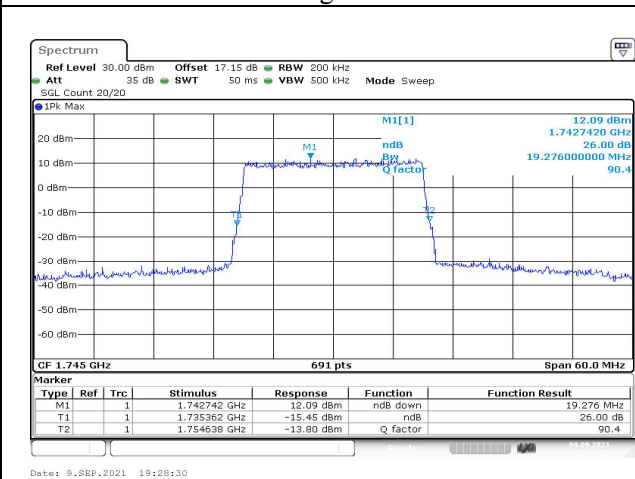


Fig.36

#### 4 Peak-Average Ratio

Band	Carrier frequency (MHz)	Channel	BW (MHz)	RB Size	RB Offset	QPSK	16-QAM	64-QAM
4	1710.7	19957	1.4	1	5	Fig.1	Fig.2	---
	1710.7	19957		6	0	Fig.3	Fig.4	---
	1732.5	20175		1	5	Fig.5	Fig.6	---
	1732.5	20175		6	0	Fig.7	Fig.8	---
	1754.3	20393		1	5	Fig.9	Fig.10	---
	1754.3	20393		6	0	Fig.11	Fig.12	---
	1711.5	19965	3	1	14	Fig.13	Fig.14	---
	1711.5	19965		15	0	Fig.15	Fig.16	---
	1732.5	20175		1	14	Fig.17	Fig.18	---
	1732.5	20175		15	0	Fig.19	Fig.20	---
	1753.5	20385		1	14	Fig.21	Fig.22	---
	1753.5	20385		15	0	Fig.23	Fig.24	---
	1712.5	19975	5	1	24	Fig.25	Fig.26	---
	1712.5	19975		25	0	Fig.27	Fig.28	---
	1732.5	20175		1	24	Fig.29	Fig.30	---
	1732.5	20175		25	0	Fig.31	Fig.32	---
	1752.5	20375		1	24	Fig.33	Fig.34	---
	1752.5	20375		25	0	Fig.35	Fig.36	---
	1715	20000	10	1	49	Fig.37	Fig.38	---
	1715	20000		50	0	Fig.39	Fig.40	---
	1732.5	20175		1	49	Fig.41	Fig.42	---
	1732.5	20175		50	0	Fig.43	Fig.44	---
	1750	20350		1	49	Fig.45	Fig.46	---
	1750	20350		50	0	Fig.47	Fig.48	---
	1717.5	20025	15	1	74	Fig.49	Fig.50	---
	1717.5	20025		75	0	Fig.51	Fig.52	---
	1732.5	20175		1	74	Fig.53	Fig.54	---
	1732.5	20175		75	0	Fig.55	Fig.56	---
	1747.5	20325		1	74	Fig.57	Fig.58	---
	1747.5	20325		75	0	Fig.59	Fig.60	---
	1720	20050	20	1	99	Fig.61	Fig.62	---
	1720	20050		100	0	Fig.63	Fig.64	---
	1732.5	20175		1	99	Fig.65	Fig.66	---
	1732.5	20175		100	0	Fig.67	Fig.68	---
	1745	20300		1	99	Fig.69	Fig.70	---
	1745	20300		100	0	Fig.71	Fig.72	---