

Fig.19

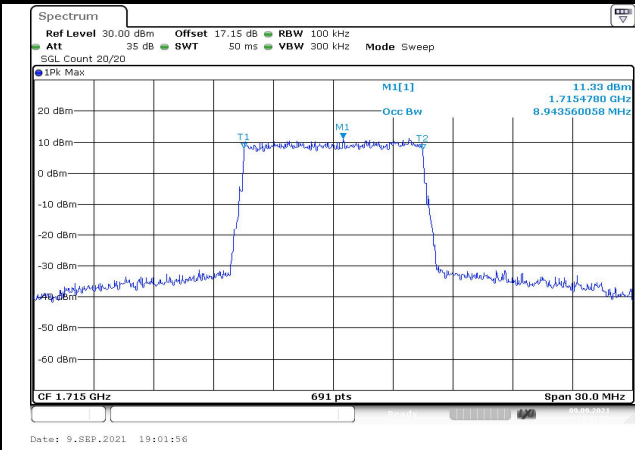


Fig.20

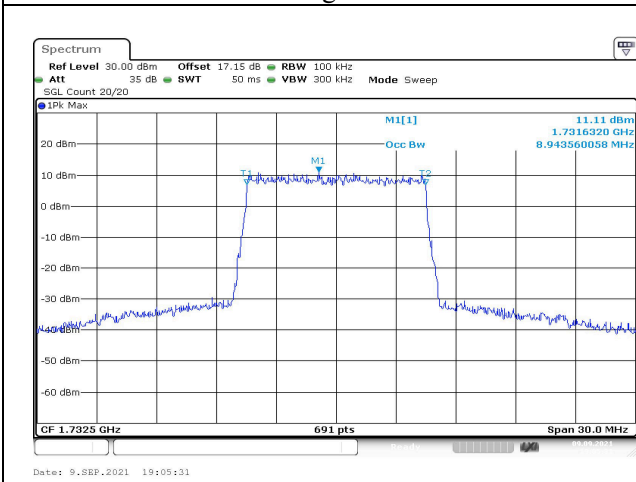


Fig.21

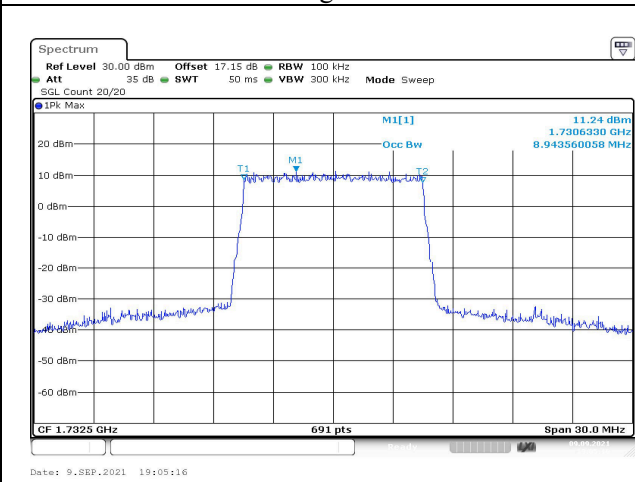


Fig.22

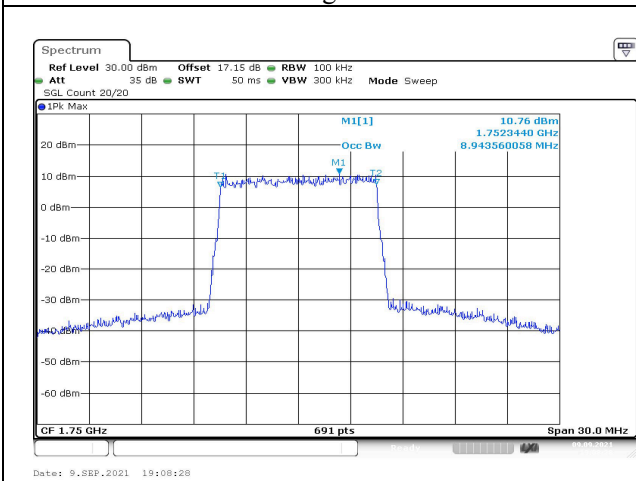


Fig.23

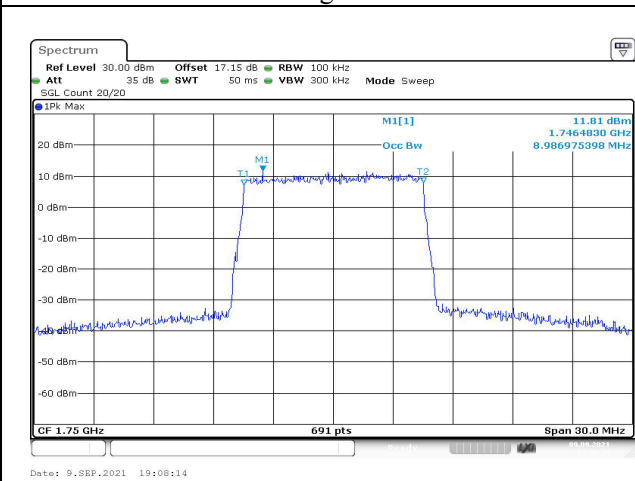


Fig.24

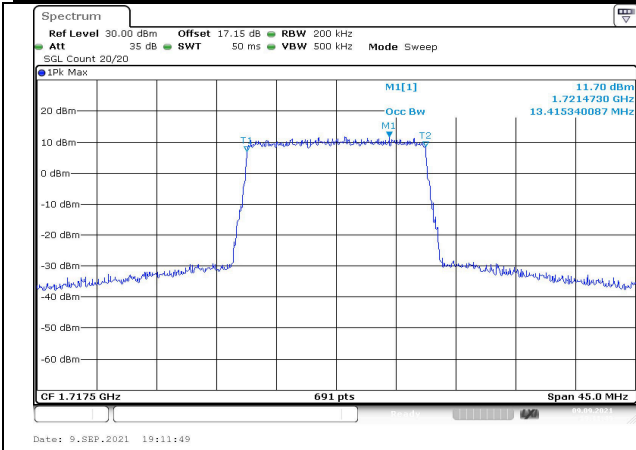


Fig.25

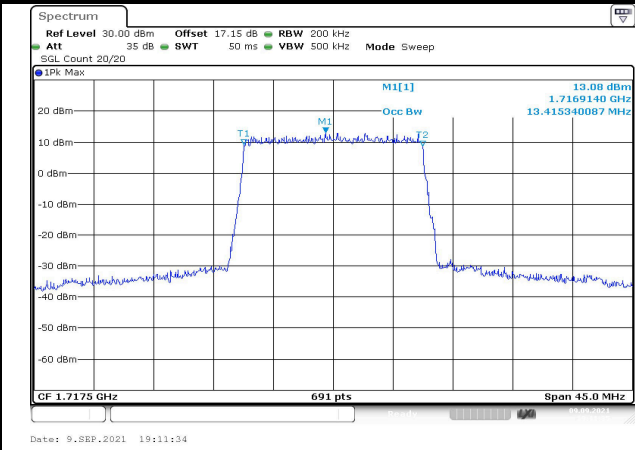


Fig.26

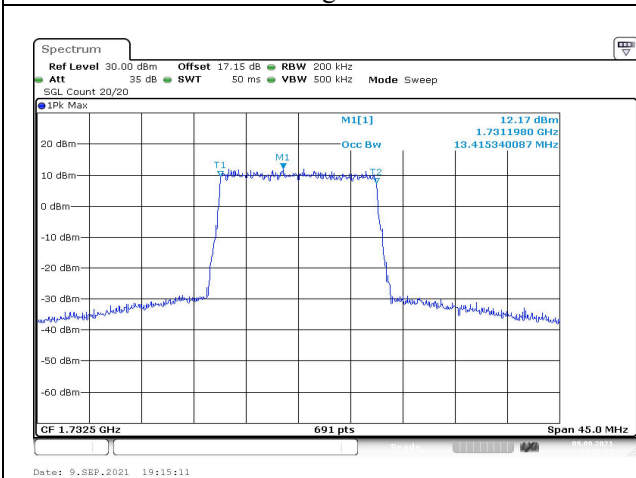


Fig.27

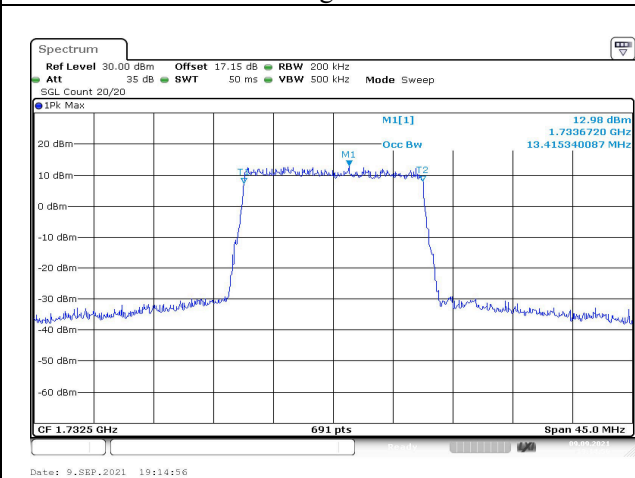


Fig.28

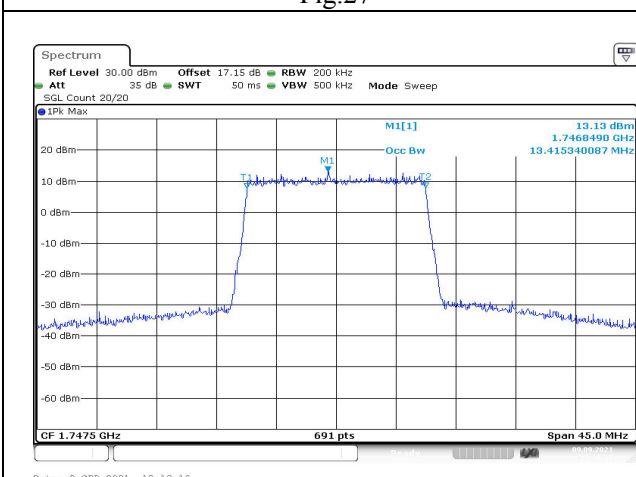


Fig.29

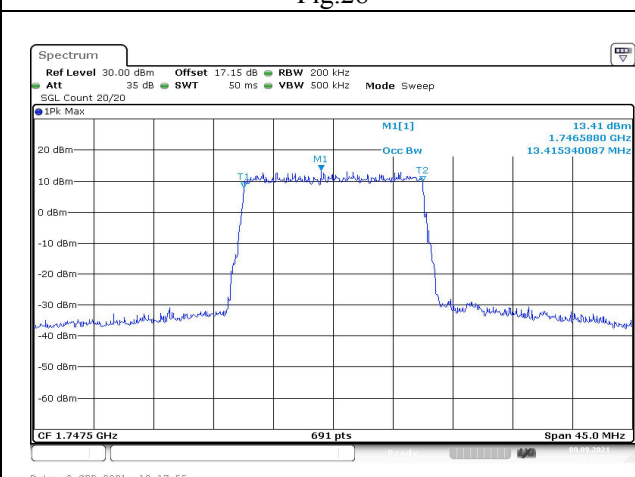


Fig.30

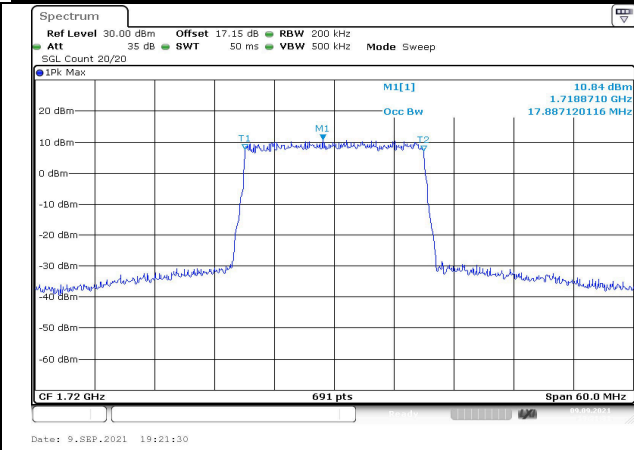


Fig.31

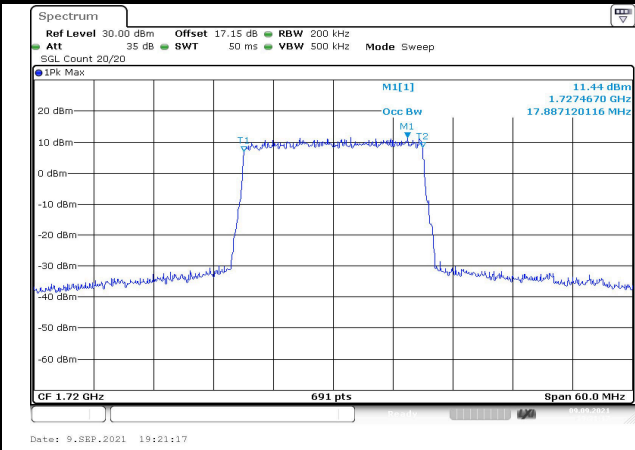


Fig.32

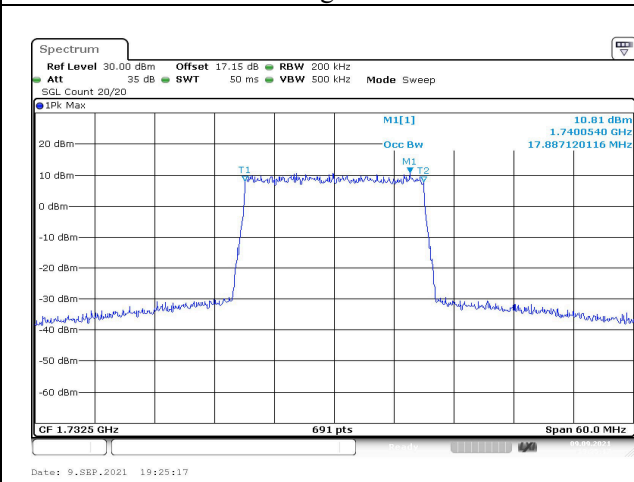


Fig.33

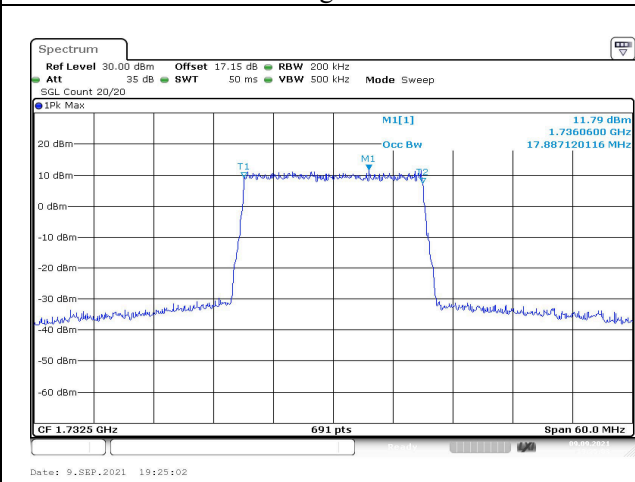


Fig.34

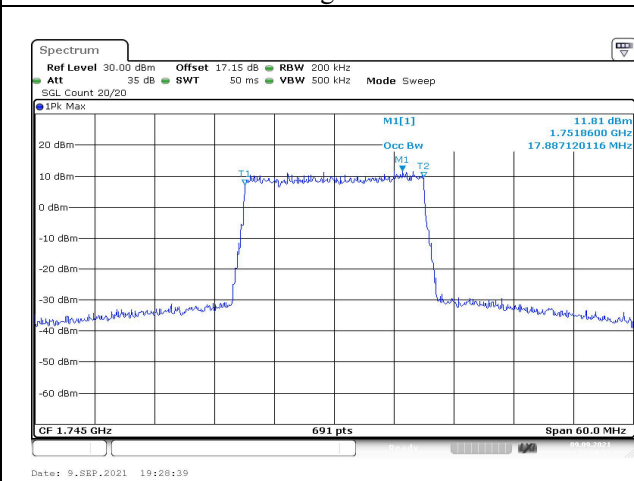


Fig.35

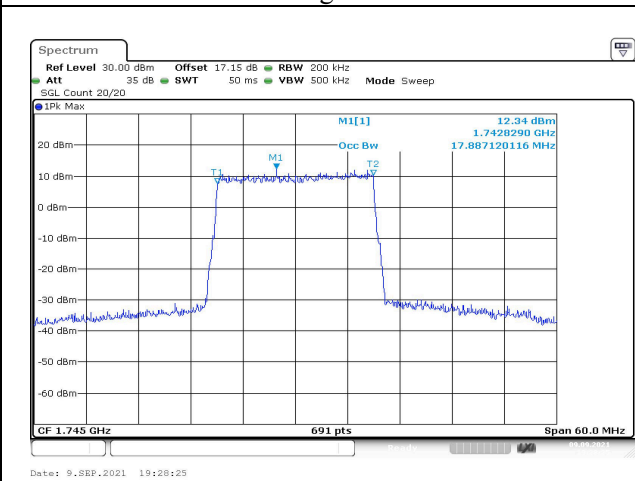


Fig.36

### 3 Emission Bandwidth

Band	Carrier frequency (MHz)	Channel	BW (MHz)	RB Size	RB Offset	Bandwidth of -26dB transmitter power (MHz)					
						QPSK		16-QAM		64-QAM	
4	1710.7	19957	1.4	6	0	1.234	Fig.1	1.228	Fig.2	---	---
	1732.5	20175		6	0	1.216	Fig.3	1.240	Fig.4	---	---
	1754.3	20393		6	0	1.222	Fig.5	1.222	Fig.6	---	---
	1711.5	19965	3	15	0	2.970	Fig.7	2.983	Fig.8	---	---
	1732.5	20175		15	0	2.957	Fig.9	2.970	Fig.10	---	---
	1753.5	20385		15	0	3.009	Fig.11	2.944	Fig.12	---	---
	1712.5	19975	5	25	0	4.884	Fig.13	4.863	Fig.14	---	---
	1732.5	20175		25	0	4.884	Fig.15	4.906	Fig.16	---	---
	1752.5	20375		25	0	4.884	Fig.17	4.884	Fig.18	---	---
	1715	20000	10	50	0	9.682	Fig.19	9.638	Fig.20	---	---
	1732.5	20175		50	0	9.682	Fig.21	9.682	Fig.22	---	---
	1750	20350		50	0	9.725	Fig.23	9.725	Fig.24	---	---
	1717.5	20025	15	75	0	14.588	Fig.25	14.718	Fig.26	---	---
	1732.5	20175		75	0	14.653	Fig.27	14.718	Fig.28	---	---
	1747.5	20325		75	0	14.653	Fig.29	14.457	Fig.30	---	---
	1720	20050	20	100	0	19.363	Fig.31	19.363	Fig.32	---	---
1732.5	20175	100		0	19.363	Fig.33	19.276	Fig.34	---	---	
1745	20300	100		0	19.276	Fig.35	19.363	Fig.36	---	---	