

Fig.31

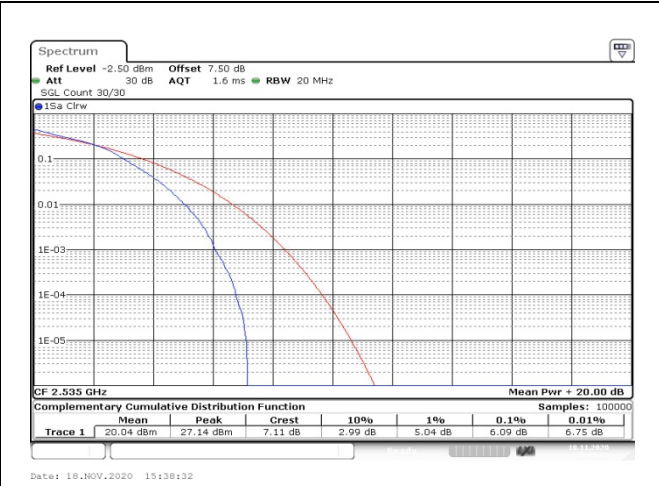


Fig.32

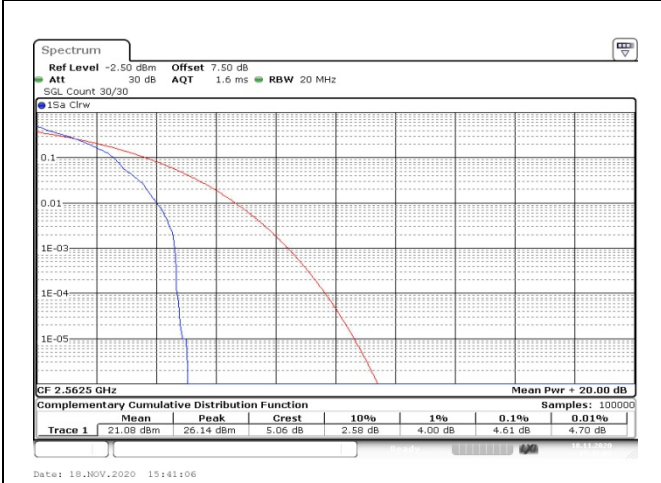


Fig.33

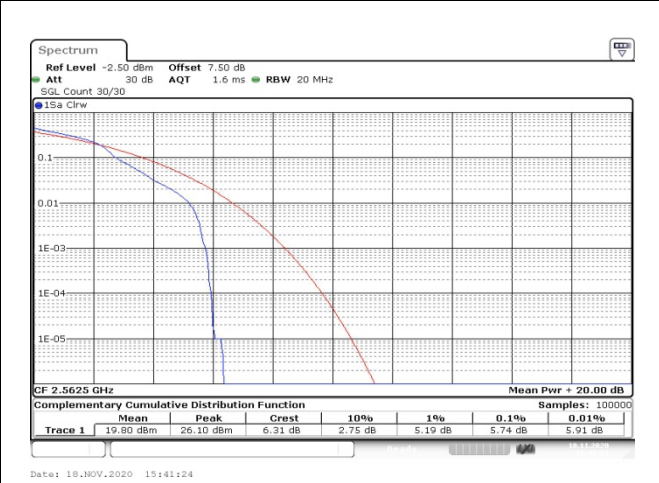


Fig.34

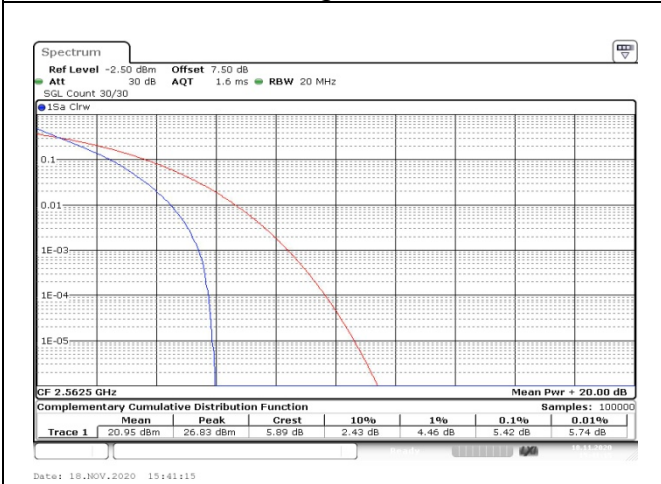


Fig.35

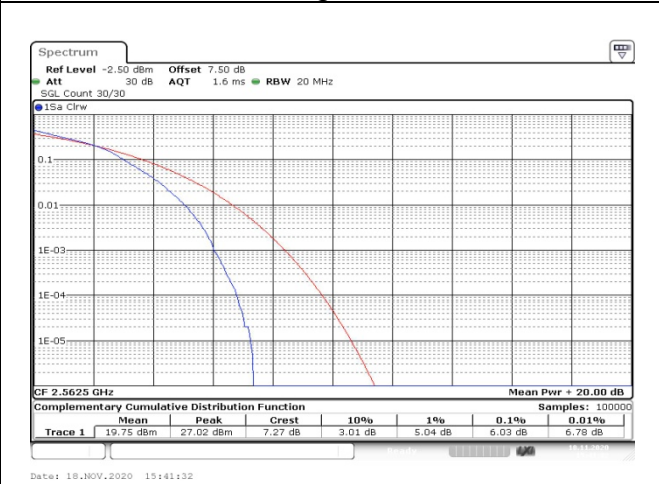


Fig.36

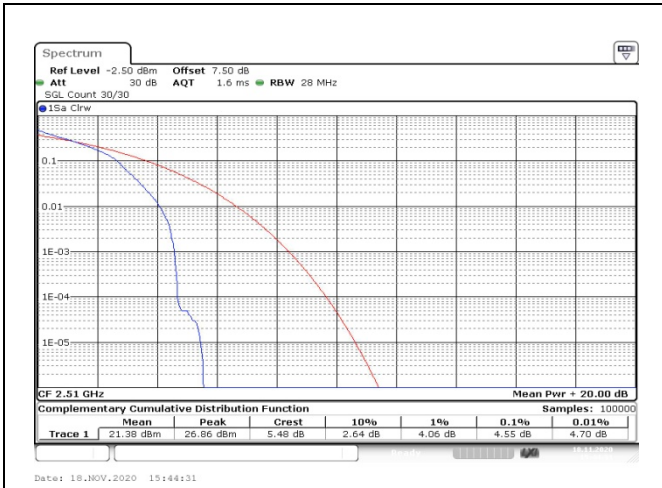


Fig.37

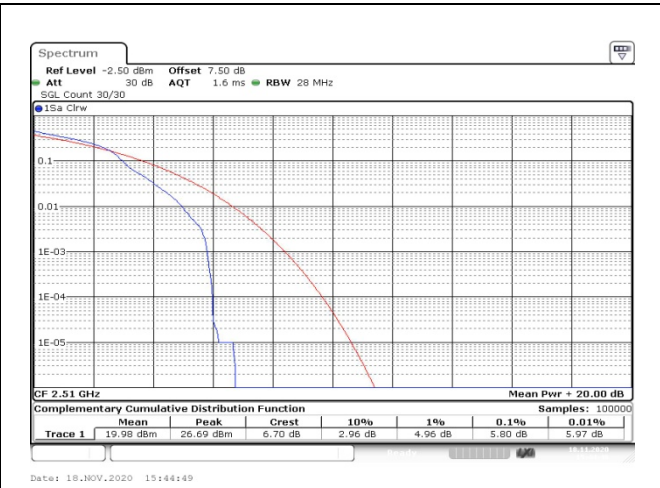


Fig.38

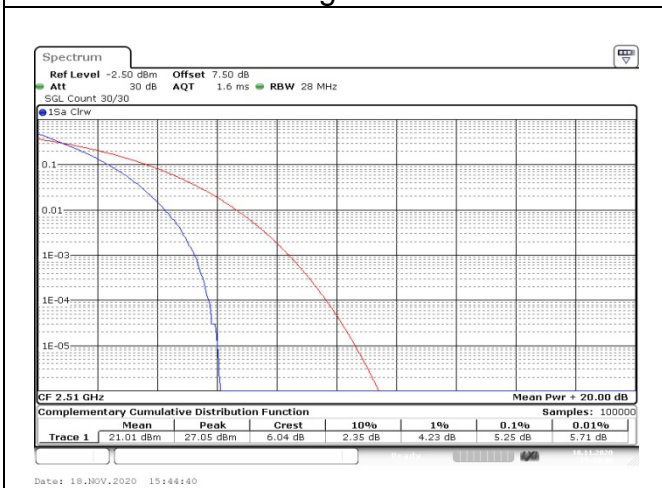


Fig.39

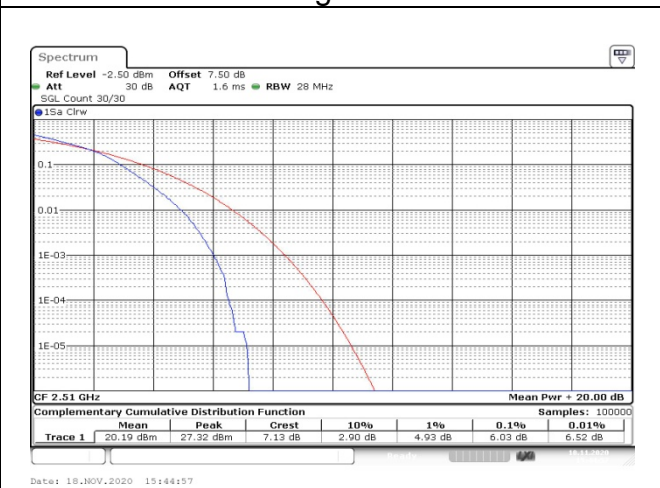


Fig.40

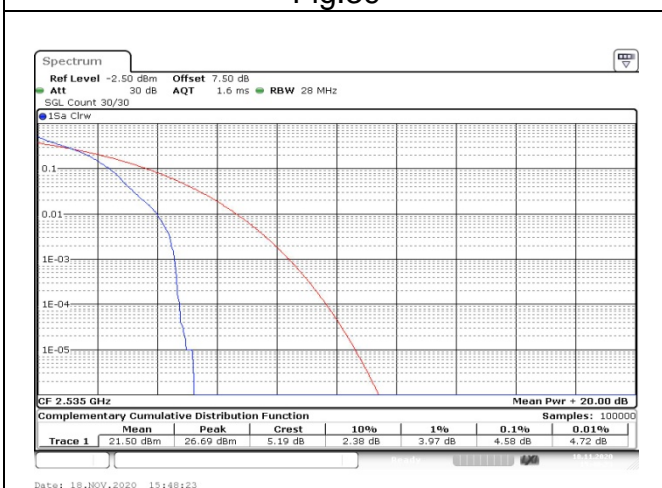


Fig.41

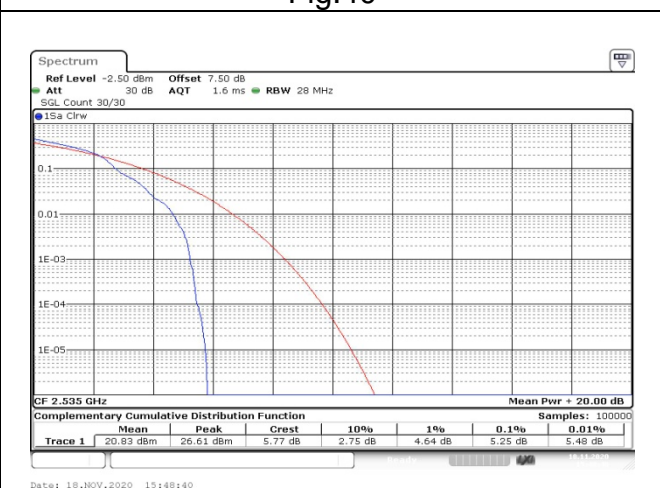


Fig.42

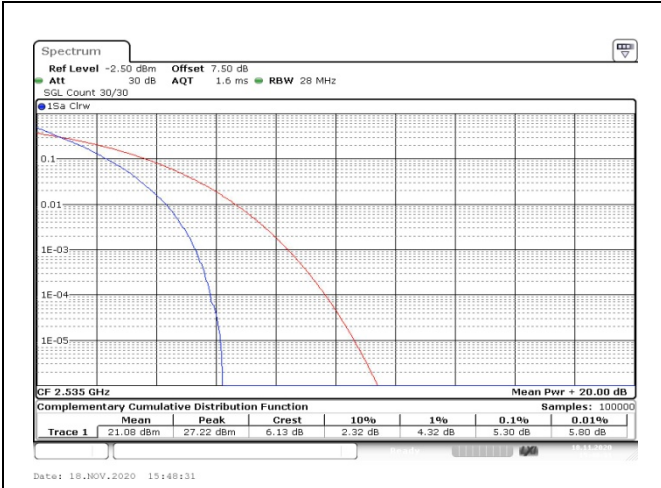


Fig.43

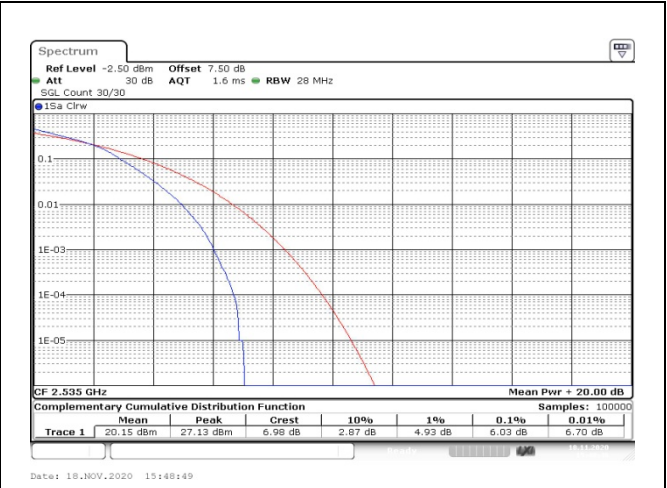


Fig.44

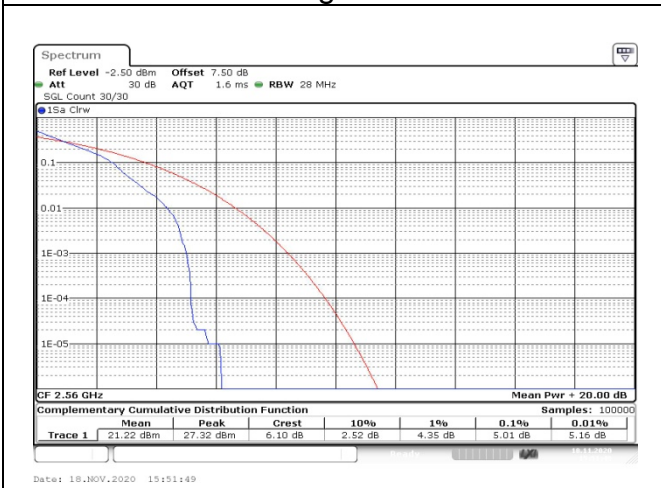


Fig.45

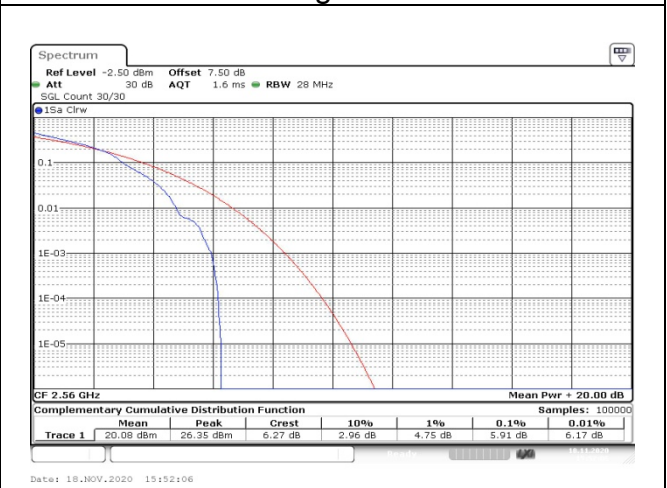


Fig.46

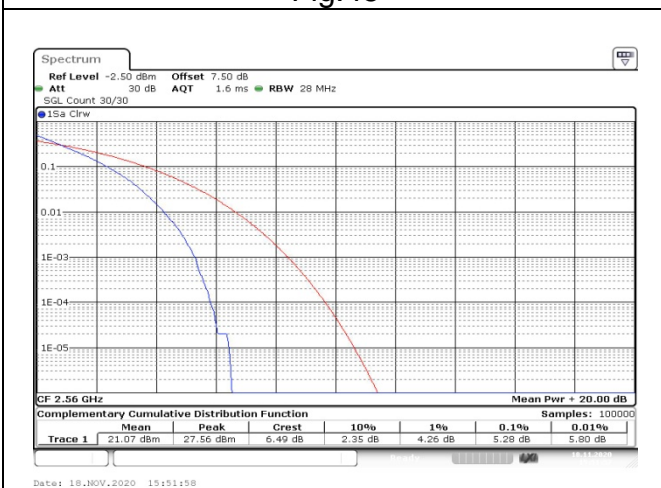


Fig.47

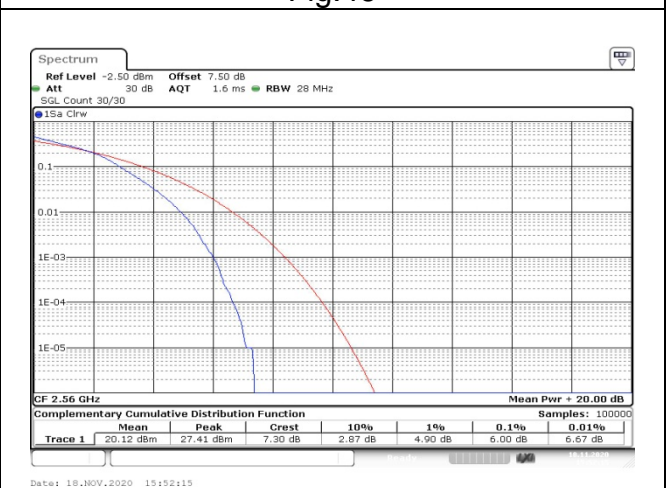


Fig.48

### Spurious Emissions at antenna terminal

Band	Carrier frequency (MHz)	Channel	BW	RB Size	RB Offset	Conducted Spurious Plot
						QPSK
7	2510	20850	20	1	99	Fig.1
	2535	21100		1	99	Fig.2
	2560	21350		1	99	Fig.3

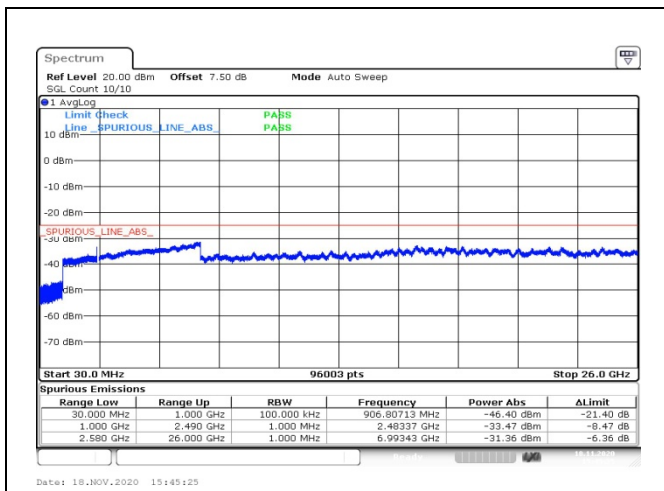


Fig.1

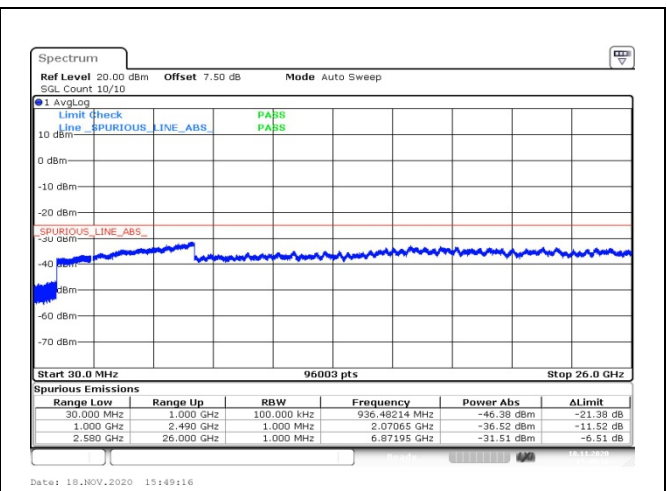


Fig.2

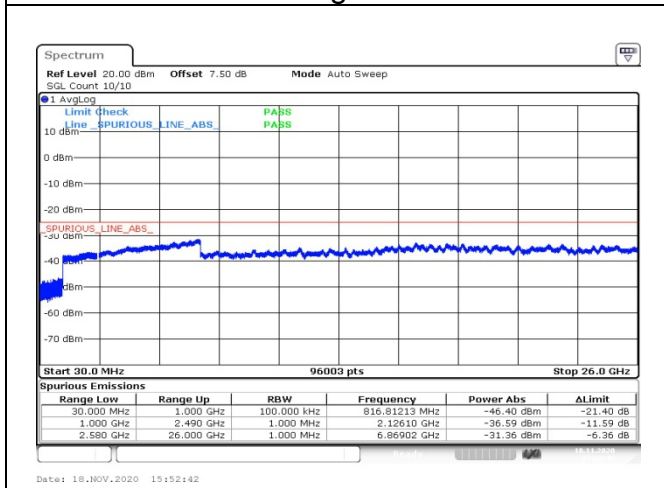


Fig.3

### Band Edges Compliance

Band	Carrier frequency (MHz)	Channel	BW	RB Size	RB Offset	Band Edges Plot
						QPSK
7	2502.5	20775	5	1	0	Fig.1
				25	0	Fig.2
	2567.5	21425		1	24	Fig.3
				25	0	Fig.4
	2505	20800	10	1	0	Fig.5
				50	0	Fig.6
	2565	21400		1	49	Fig.7
				50	0	Fig.8
	2507.5	20825	15	1	0	Fig.9
				75	0	Fig.10
	2562.5	21375		1	74	Fig.11
				75	0	Fig.12
	2510	20850	20	1	0	Fig.13
				100	0	Fig.14
	2560	21350		1	99	Fig.15
				100	0	Fig.16

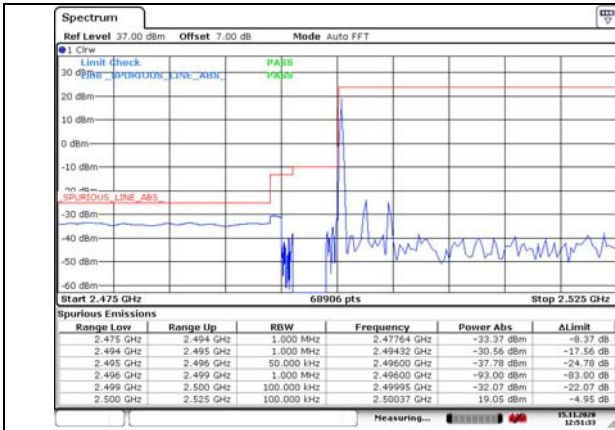


Fig.1

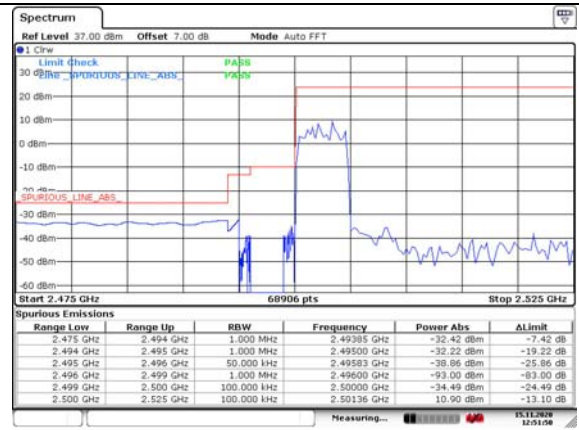


Fig.2

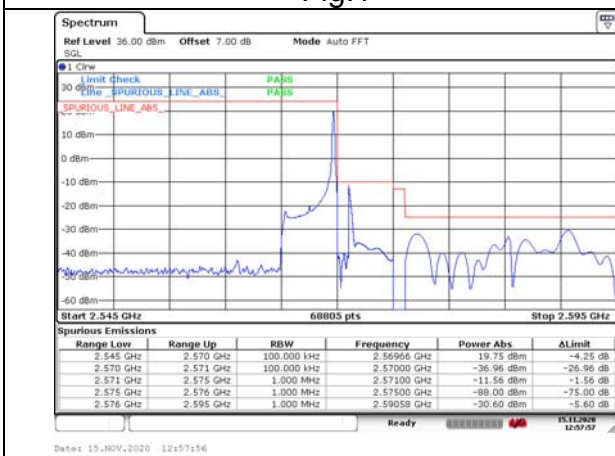


Fig.3

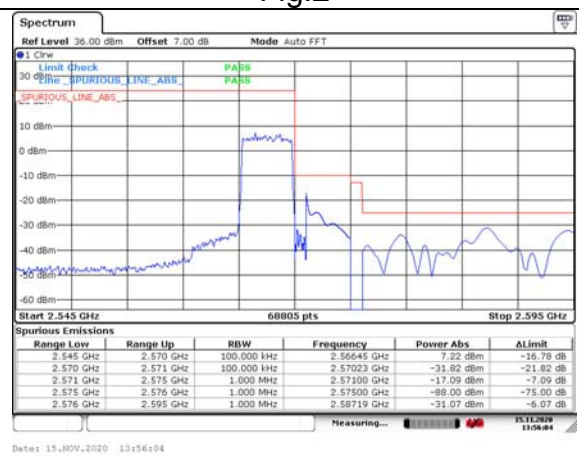


Fig.4

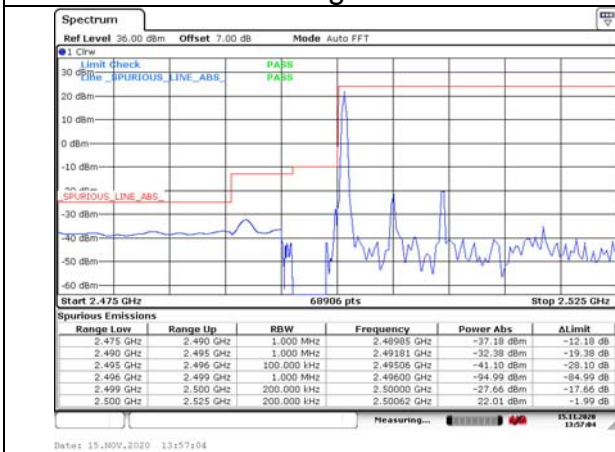


Fig.5

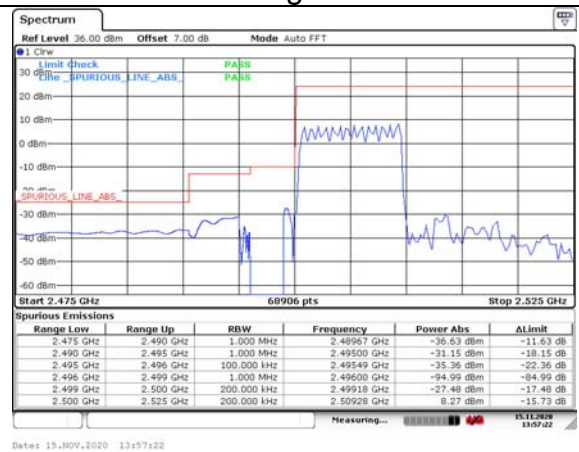


Fig.6

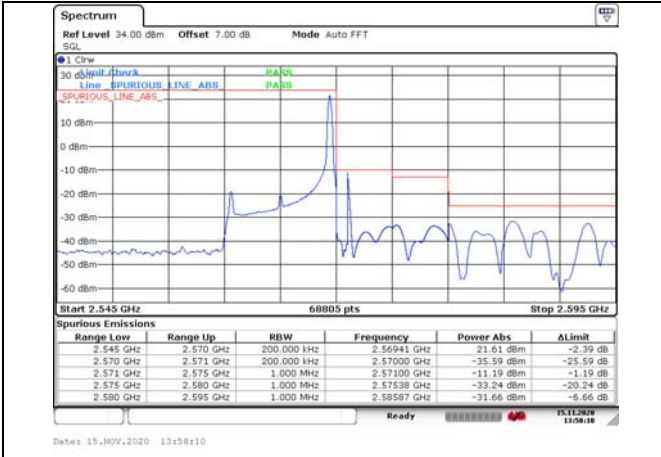


Fig.7

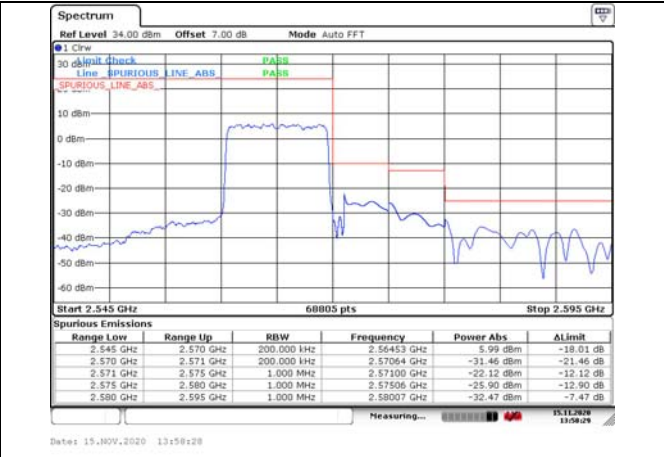


Fig.8

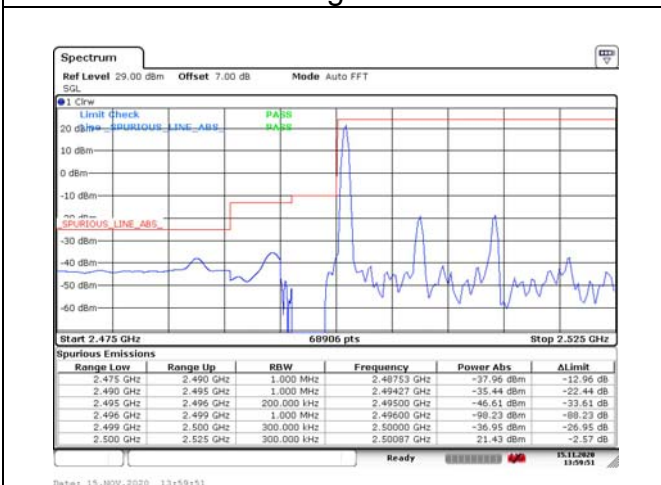


Fig.9

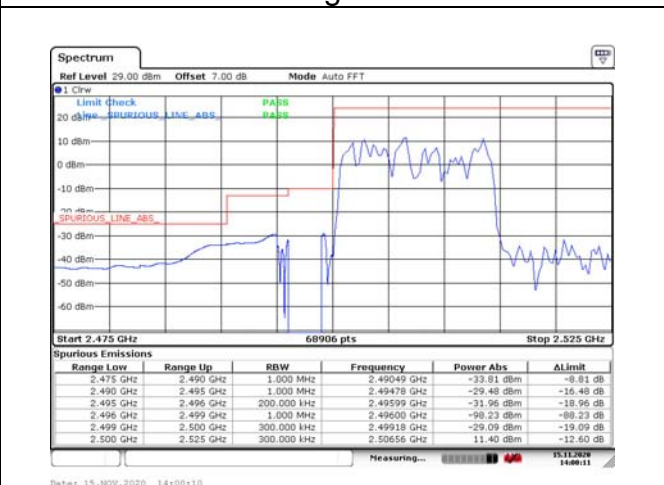


Fig.10

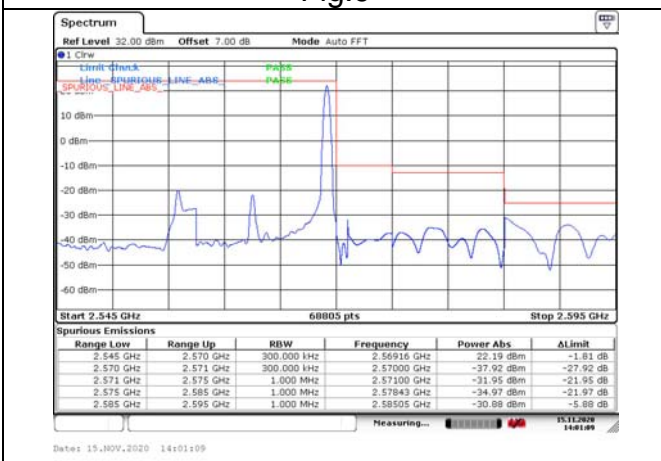


Fig.11

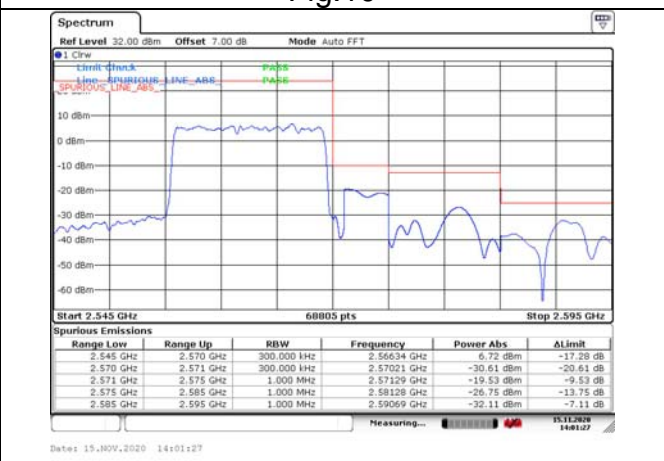


Fig.12

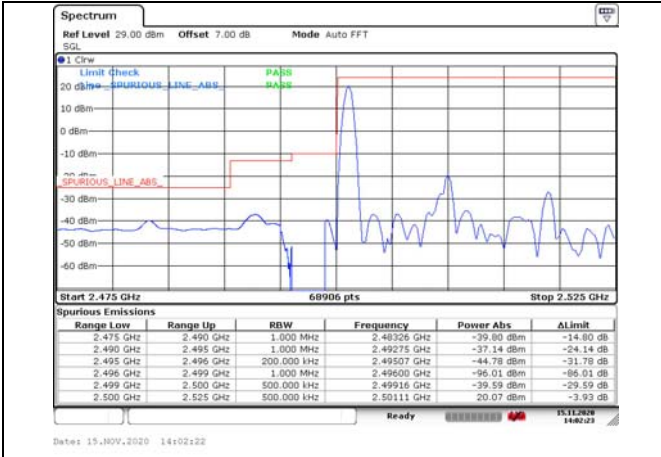


Fig.13

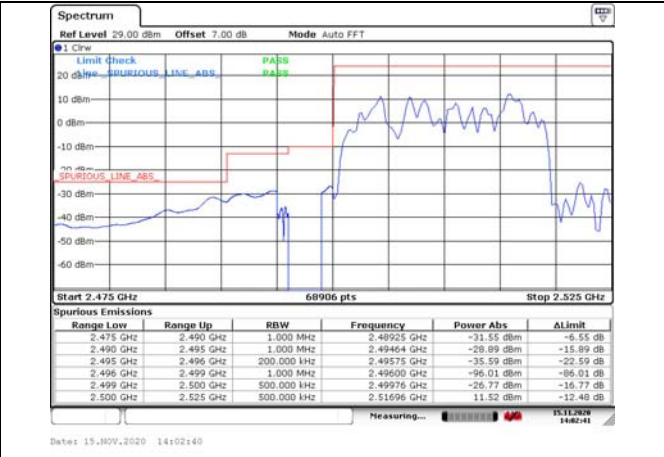


Fig.14

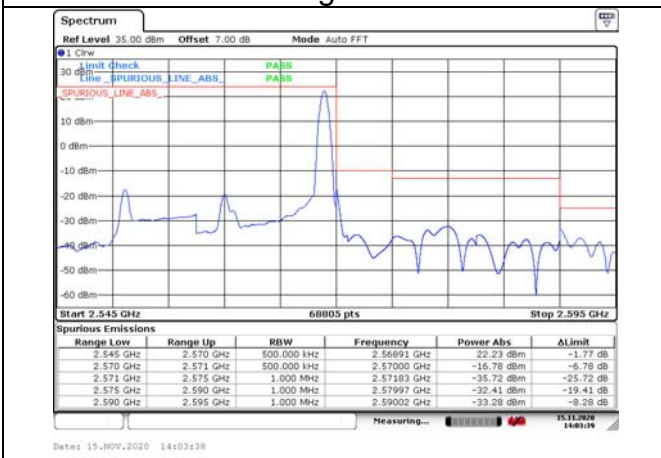


Fig.15

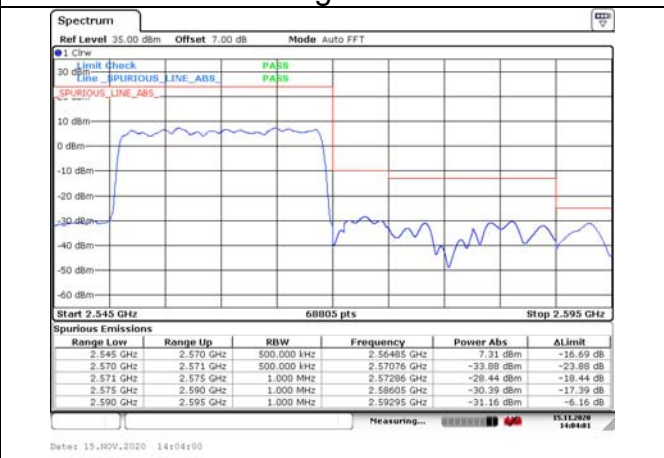


Fig.16



### Frequency Stability

Temperature(°C)	Voltage	Test Result (ppm) Band7 Low Channel QPSK			
		5M	10M	15M	20M
0	NV	0.008	0.009	-0.013	0.003
+10	NV	0.016	0.002	0.006	0.006
+20	NV	0.000	0.000	0.000	0.000
+30	NV	0.001	0.009	-0.010	-0.011
+40	NV	0.002	0.010	-0.005	0.008
+50	NV	0.020	0.006	-0.009	-0.014
+20	LV	0.013	0.005	-0.005	0.002
+20	HV	0.013	0.005	-0.005	0.002

Temperature(°C)	Voltage	Test Result (ppm) Band7 High Channel QPSK			
		5M	10M	15M	20M
0	NV	-0.006	-0.019	0.010	-0.008
+10	NV	0.002	-0.020	0.002	-0.009
+20	NV	0.000	0.000	0.000	0.000
+30	NV	-0.005	-0.012	0.000	0.001
+40	NV	0.002	-0.015	-0.009	-0.003
+50	NV	-0.001	-0.001	0.000	-0.007
+20	LV	0.005	-0.005	0.000	0.006
+20	HV	0.005	-0.005	0.000	0.006

### Effective Radiated Power and Effective Isotropic Radiated Power

Modulation	Carrier frequency (MHz)	UL Channel	BW	RB Size	RB Offset	Conducted power (dBm)	ERP/EIRP (dBm)	ERP/EIRP (W)
QPSK	2502.5	20775	5	1	0	22.25	21.47	0.140
				1	12	22.26	21.48	0.141
				1	24	22.32	21.54	0.143
				12	0	21.27	20.49	0.112
				12	7	21.26	20.48	0.112
				12	13	21.24	20.46	0.111
	25	0		21.17	20.39	0.109		
	2535	21100		1	0	22.23	21.45	0.140
				1	12	22.33	21.55	0.143
				1	24	22.22	21.44	0.139
				12	0	21.29	20.51	0.112
				12	7	21.26	20.48	0.112
				12	13	21.26	20.48	0.112
	25	0		21.29	20.51	0.112		
	2567.5	21425		1	0	22.11	21.33	0.136
				1	12	21.95	21.17	0.131
				1	24	21.93	21.15	0.130
				12	0	21.25	20.47	0.111
12			7	21.09	20.31	0.107		
12			13	21.09	20.31	0.107		
25	0	21.16	20.38	0.109				
16QAM	2502.5	20775	1	0	20.59	19.81	0.096	
			1	12	20.53	19.75	0.094	
			1	24	20.63	19.85	0.097	
			12	0	20.27	19.49	0.089	
			12	7	20.20	19.42	0.087	
			12	13	20.19	19.41	0.087	
	25	0	20.35	19.57	0.091			
	2535	21100	1	0	21.24	20.46	0.111	
			1	12	21.17	20.39	0.109	
			1	24	21.17	20.39	0.109	
			12	0	20.33	19.55	0.090	
			12	7	20.28	19.50	0.089	
			12	13	20.39	19.61	0.091	
	25	0	20.27	19.49	0.089			
	2567.5	21425	1	0	20.69	19.91	0.098	
			1	12	20.73	19.95	0.099	
			1	24	20.73	19.95	0.099	
			12	0	20.16	19.38	0.087	
12			7	20.01	19.23	0.084		
12			13	20.01	19.23	0.084		
25	0	20.16	19.38	0.087				

Modulation	Carrier frequency (MHz)	UL Channel	BW	RB Size	RB Offset	Conducted power (dBm)	ERP/EIRP (dBm)	ERP/EIRP (W)
QPSK	2505	20800	10	1	0	22.17	21.39	0.138
				1	25	22.14	21.36	0.137
				1	49	22.14	21.36	0.137
				25	0	21.27	20.49	0.112
				25	12	21.30	20.52	0.113
				25	25	21.30	20.52	0.113
	50	0		21.34	20.56	0.114		
	2535	21100		1	0	22.19	21.41	0.138
				1	25	22.19	21.41	0.138
				1	49	22.33	21.55	0.143
				25	0	21.28	20.50	0.112
				25	12	21.33	20.55	0.114
				25	25	21.33	20.55	0.114
	50	0		21.24	20.46	0.111		
	2565	21400		1	0	22.33	21.55	0.143
				1	25	22.22	21.44	0.139
				1	49	22.01	21.23	0.133
				25	0	21.14	20.36	0.109
25			12	21.15	20.37	0.109		
25			25	21.20	20.42	0.110		
50	0	21.17	20.39	0.109				
16QAM	2505	20800	1	0	21.75	20.97	0.125	
			1	25	21.76	20.98	0.125	
			1	49	21.61	20.83	0.121	
			25	0	20.37	19.59	0.091	
			25	12	20.36	19.58	0.091	
			25	25	20.31	19.53	0.090	
	50	0	20.52	19.74	0.094			
	2535	21100	1	0	21.45	20.67	0.117	
			1	25	21.49	20.71	0.118	
			1	49	21.49	20.71	0.118	
			25	0	20.30	19.52	0.090	
			25	12	20.33	19.55	0.090	
			25	25	20.33	19.55	0.090	
	50	0	20.36	19.58	0.091			
	2565	21400	1	0	21.09	20.31	0.107	
			1	25	20.94	20.16	0.104	
			1	49	21.02	20.24	0.106	
			25	0	20.44	19.66	0.092	
25			12	20.35	19.57	0.091		
25			25	20.40	19.62	0.092		
50	0	20.26	19.48	0.089				

Modulation	Carrier frequency (MHz)	UL Channel	BW	RB Size	RB Offset	Conducted power (dBm)	ERP/EIRP (dBm)	ERP/EIRP (W)
QPSK	2507.5	20825	15	1	0	22.33	21.55	0.143
				1	37	22.19	21.41	0.138
				1	74	22.19	21.41	0.138
				36	0	21.45	20.67	0.117
				36	29	21.16	20.38	0.109
				36	30	21.17	20.39	0.109
	75	0		21.28	20.50	0.112		
	1	0		22.27	21.49	0.141		
	1	37		22.27	21.49	0.141		
	1	74		22.27	21.49	0.141		
	36	0		21.18	20.40	0.110		
	36	29		21.15	20.37	0.109		
	36	30		21.14	20.36	0.109		
	75	0		21.31	20.53	0.113		
	1	0		22.21	21.43	0.139		
	1	37		22.26	21.48	0.141		
	1	74		22.24	21.46	0.140		
	16QAM	2507.5		20825	15	1	0	21.72
1			37			21.73	20.95	0.124
1			74			21.73	20.95	0.124
36			0			20.61	19.83	0.096
36			29			20.41	19.63	0.092
36			30			20.42	19.64	0.092
75		0	20.33	19.55		0.090		
1		0	22.06	21.28		0.134		
1		37	22.02	21.24		0.133		
1		74	22.02	21.24		0.133		
36		0	20.29	19.51		0.089		
36		29	20.37	19.59		0.091		
36		30	20.32	19.54		0.090		
75		0	20.43	19.65		0.092		
1		0	21.61	20.83		0.121		
1		37	21.48	20.70		0.117		
1		74	21.47	20.69		0.117		
36		0	20.35	19.57		0.091		
36	29	20.15	19.37	0.086				
36	30	20.40	19.62	0.092				
75	0	20.23	19.45	0.088				

Modulation	Carrier frequency (MHz)	UL Channel	BW	RB Size	RB Offset	Conducted power (dBm)	ERP/EIRP (dBm)	ERP/EIRP (W)
QPSK	2510	20850	20	1	0	22.36	21.58	0.144
				1	49	22.27	21.49	0.141
				1	99	22.26	21.48	0.141
				50	0	21.39	20.61	0.115
				50	24	21.26	20.48	0.112
				50	50	21.26	20.48	0.112
	100	0		21.18	20.40	0.110		
	2535	21100		1	0	22.58	21.80	0.151
				1	49	22.60	21.82	0.152
				1	99	22.59	21.81	0.152
				50	0	21.15	20.37	0.109
				50	24	21.24	20.46	0.111
				50	50	21.24	20.46	0.111
	100	0		21.25	20.47	0.111		
	2560	21350		1	0	22.39	21.61	0.145
				1	49	22.31	21.53	0.142
				1	99	22.24	21.46	0.140
				50	0	21.25	20.47	0.111
				50	24	21.37	20.59	0.115
				50	50	21.37	20.59	0.115
	16QAM	2510		20850	100	0	21.28	20.50
1			0		21.16	20.38	0.109	
1			49		21.01	20.23	0.105	
1			99		20.91	20.13	0.103	
50			0		20.53	19.75	0.094	
50			24		20.34	19.56	0.090	
50		50	20.34	19.56	0.090			
100		0	20.28	19.50	0.089			
2535		21100	1	0	21.56	20.78	0.120	
			1	49	21.60	20.82	0.121	
			1	99	21.56	20.78	0.120	
			50	0	20.49	19.71	0.094	
			50	24	20.49	19.71	0.094	
			50	50	20.41	19.63	0.092	
100		0	20.35	19.57	0.091			
2560		21350	1	0	22.07	21.29	0.135	
			1	49	21.90	21.12	0.129	
			1	99	21.90	21.12	0.129	
			50	0	20.40	19.62	0.092	
			50	24	20.35	19.57	0.091	
			50	50	20.35	19.57	0.091	
100	0	20.44	19.66	0.092				