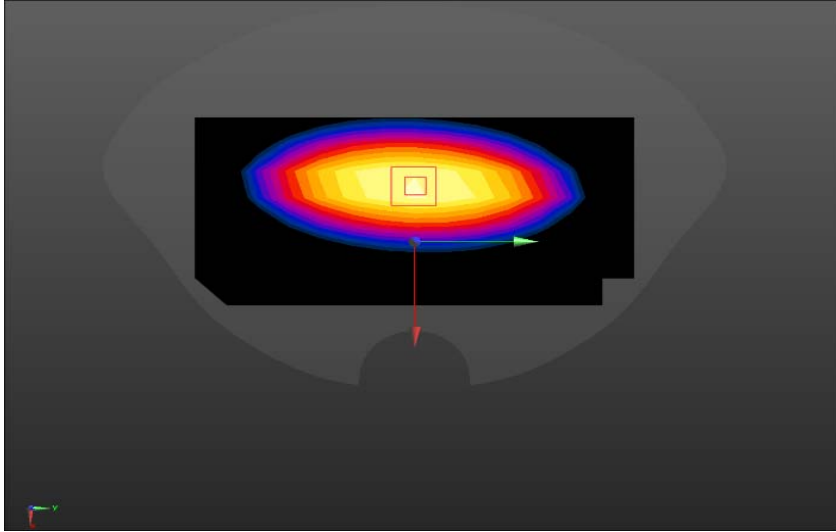
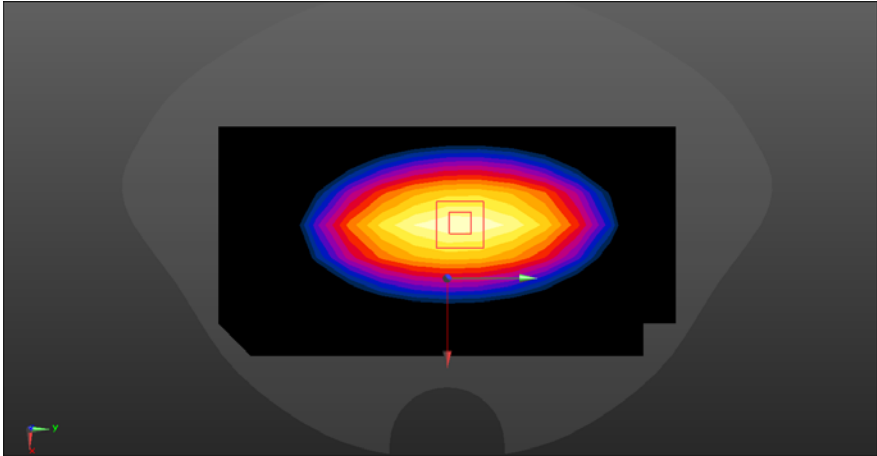
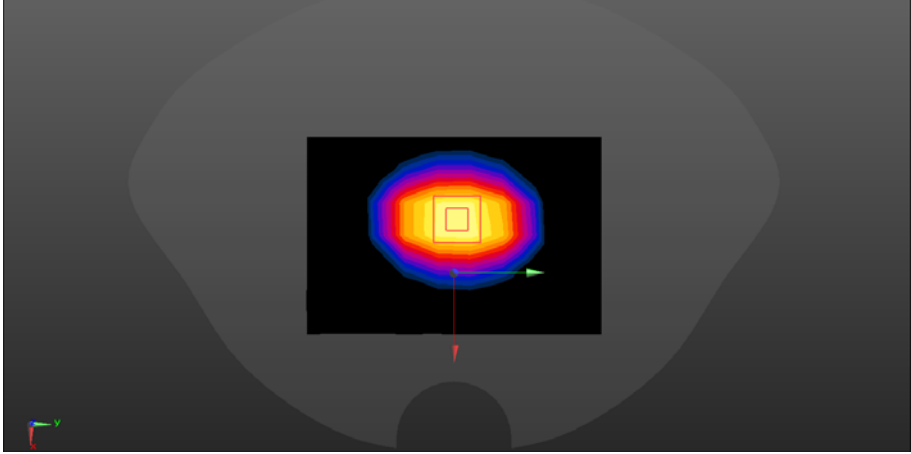
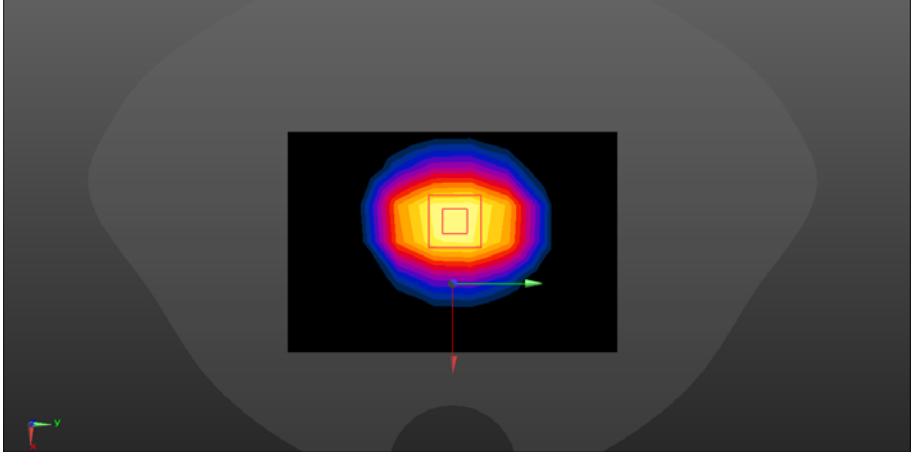


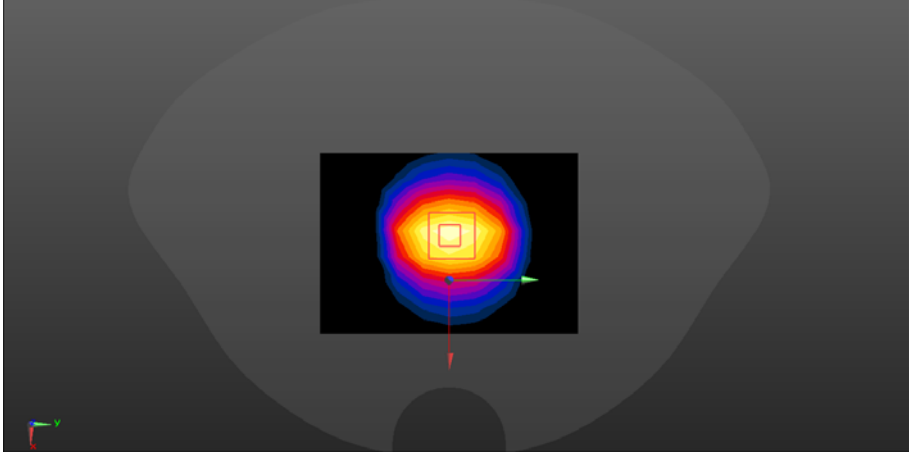
ANNEX A – TEST PLOTS


System check	750MHz
<p>Communication System: UID 0, CW (0) Frequency: 750 MHz; Medium parameters used: $f = 750 \text{ MHz}$; $\sigma = 0.923 \text{ S/m}$; $\epsilon_r = 41.352$; $\rho = 1000 \text{ kg/m}^3$ Phantom section: Flat Section</p> <p>DASY Configuration:</p> <ul style="list-style-type: none"> Probe: ES3DV3 - SN3127; ConvF(6.32, 6.32, 6.32) @ 707.5 MHz; Calibrated: 2020/9/1 Sensor-Surface: 3mm (Mechanical Surface Detection (Locations From Previous Scan Used)), Sensor-Surface: 3mm (Mechanical Surface Detection) Electronics: DAE4 Sn720; Calibrated: 2020/09/30 Phantom: 1659; Type: QD 000 P40 CD; Serial: xxxx Measurement SW: DASY52, Version 52.8 (8); SEMCAD X Version 14.6.10 (7373) <p>System Performance Check at Frequencies 750MHz/d=15mm, Pin=250 mW, dist=3.0mm (ES-Probe)/Area Scan (8x15x1): Measurement grid: dx=15mm, dy=15mm Maximum value of SAR (measured) = 2.16 W/kg</p> <p>System Performance Check at Frequencies 750MHz/d=15mm, Pin=250 mW, dist=3.0mm (ES-Probe)/Zoom Scan (7x7x7) (7x7x7)/Cube 0: Measurement grid: dx=5mm, dy=5mm, dz=5mm Reference Value = 41.00 V/m; Power Drift = 0.13 dB Peak SAR (extrapolated) = 3.26 W/kg SAR(1 g) = 2.06 W/kg; SAR(10 g) = 1.37 W/kg Maximum value of SAR (measured) = 2.49 W/kg</p> 	

System check	835MHz
<p>Communication System: UID 0, CW (0); Frequency: 835 MHz Medium parameters used (interpolated): $f = 835 \text{ MHz}$; $\sigma = 0.911 \text{ S/m}$; $\epsilon_r = 40.266$ $\rho = 1000 \text{ kg/m}^3$ Phantom section: Flat Section</p> <p>DASY5 Configuration:</p> <ul style="list-style-type: none"> Probe: ES3DV3 - SN3127; ConvF(6.16, 6.16, 6.16); Calibrated: 2020/9/1; Sensor-Surface: 3mm (Mechanical Surface Detection) Electronics: DAE4 Sn720; Calibrated: 2020/09/30 Phantom: 1659; Type: QD 000 P40 CD; Serial: xxxx Measurement SW: DASY52, Version 52.8 (8); SEMCAD X Version 14.6.10 (7373) <p>Configuration 835/835/Area Scan (8x15x1): Measurement grid: $dx=15\text{mm}$, $dy=15\text{mm}$ Maximum value of SAR (measured) = 2.72 W/kg</p> <p>Configuration 835/835/Zoom Scan (7x7x7) (7x7x7)/Cube 0: Measurement grid: $dx=5\text{mm}$, $dy=5\text{mm}$, $dz=5\text{mm}$ Reference Value = 51.67 V/m; Power Drift = 0.08 dB Peak SAR (extrapolated) = 3.58 W/kg SAR(1 g) = 2.39 W/kg; SAR(10 g) = 1.51 W/kg Maximum value of SAR (measured) = 2.75 W/kg</p>  <p>The image displays a SAR measurement visualization. It features a grayscale silhouette of a human head (phantom) with a central heatmap representing the SAR distribution. The heatmap shows a bright, concentrated area of high SAR (red and yellow) in the center of the head, surrounded by concentric rings of decreasing intensity (orange, red, blue). A small white square highlights a specific region within the high-SAR area, indicating a zoomed-in scan. A red arrow points from this zoomed-in region towards the bottom of the image. In the bottom-left corner, there are small colored markers (red, green, blue) representing the x, y, and z axes.</p>	


System check	1800MHz
<p>Communication System: UID 0, CW (0); Frequency: 1800 MHz Medium parameters used: $f = 1800$ MHz; $\sigma = 1.418$ S/m; $\epsilon_r = 40.688$; $\rho = 1000$ kg/m³ Phantom section: Flat Section</p> <p>DASY5 Configuration:</p> <ul style="list-style-type: none"> Probe: ES3DV3 - SN3127; ConvF(5.12, 5.12, 5.12); Calibrated: 2020/9/1; Sensor-Surface: 3mm (Mechanical Surface Detection) Electronics: DAE4 Sn720; Calibrated: 2020/09/30 Phantom: 1659; Type: QD 000 P40 CD; Serial: xxxx Measurement SW: DASY52, Version 52.8 (8); SEMCAD X Version 14.6.10 (7373) <p>Configuration 1800/1800/Area Scan (7x10x1): Measurement grid: dx=15mm, dy=15mm Maximum value of SAR (measured) = 8.31 W/kg</p> <p>Configuration 1800/1800/Zoom Scan (7x7x7) (7x7x7)/Cube 0: Measurement grid: dx=5mm, dy=5mm, dz=5mm Reference Value = 76.60 V/m; Power Drift = 0.01 dB Peak SAR (extrapolated) = 17.5 W/kg SAR(1 g) = 9.49 W/kg; SAR(10 g) = 4.97 W/kg Maximum value of SAR (measured) = 12.1 W/kg</p> 	

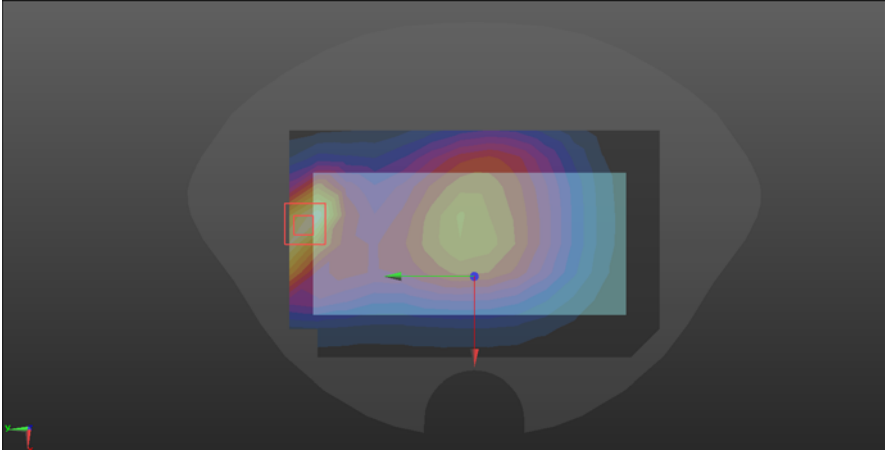
System check	2000MHz
<p>Communication System: UID 0, CW (0); Frequency: 2000 MHz Medium parameters used: $f = 2000$ MHz; $\sigma = 1.427$ S/m; $\epsilon_r = 39.844$; $\rho = 1000$ kg/m³ Phantom section: Flat Section</p> <p>DASY5 Configuration:</p> <ul style="list-style-type: none"> Probe: ES3DV3 - SN3127; ConvF(5.03, 5.03, 5.03); Calibrated: 2020/9/1; Sensor-Surface: 3mm (Mechanical Surface Detection) Electronics: DAE4 Sn720; Calibrated: 2020/09/30 Phantom: 1659; Type: QD 000 P40 CD; Serial: xxxx Measurement SW: DASY52, Version 52.8 (8); SEMCAD X Version 14.6.10 (7373) <p>Configuration 2000/2000/Area Scan (7x10x1): Measurement grid: dx=10mm, dy=10mm Maximum value of SAR (measured) = 8.40 W/kg</p> <p>Configuration 2000/2000/Zoom Scan (7x7x7) (7x7x7)/Cube 0: Measurement grid: dx=5mm, dy=5mm, dz=5mm Reference Value = 76.22 V/m; Power Drift = 0.07 dB Peak SAR (extrapolated) = 18.7 W/kg SAR(1 g) = 9.82 W/kg; SAR(10 g) = 4.96 W/kg Maximum value of SAR (measured) = 12.9 W/kg</p> 	

System check	2450MHz
<p>Communication System: UID 0, CW (0); Frequency: 2450 MHz Medium parameters used: $f = 2450$ MHz; $\sigma = 1.866$ S/m; $\epsilon_r = 38.343$; $\rho = 1000$ kg/m³ Phantom section: Flat Section</p> <p>DASY5 Configuration:</p> <ul style="list-style-type: none"> Probe: ES3DV3 - SN3127; ConvF(4.58, 4.58, 4.58); Calibrated: 2020/9/1; Sensor-Surface: 3mm (Mechanical Surface Detection), $z = -3.0, 32.0$ Electronics: DAE4 Sn720; Calibrated: 2020/09/30 Phantom: 1659; Type: QD 000 P40 CD; Serial: xxxx Measurement SW: DASY52, Version 52.8 (8); SEMCAD X Version 14.6.10 (7373) <p>System Performance Check at Frequencies 2450 MHz/2450/Area Scan (8x11x1): Measurement grid: $dx=12$mm, $dy=12$mm Maximum value of SAR (measured) = 21.2 W/kg</p> <p>System Performance Check at Frequencies 2450 MHz/2450/Zoom Scan (7x7x7) (7x7x7)/Cube 0: Measurement grid: $dx=5$mm, $dy=5$mm, $dz=5$mm Reference Value = 108.3 V/m; Power Drift = 0.19 dB Peak SAR (extrapolated) = 28.2 W/kg SAR(1 g) = 13.5 W/kg; SAR(10 g) = 6.14 W/kg Maximum value of SAR (measured) = 22.6 W/kg</p> 	


System check	2600MHz
<p>Communication System: UID 0, CW (0); Frequency: 2600 MHz;Duty Cycle: 1:1 Medium parameters used: $f = 2600$ MHz; $\sigma = 1.951$ S/m; $\epsilon_r = 39.672$; $\rho = 1000$ kg/m³ Phantom section: Flat Section</p> <p>DASY5 Configuration:</p> <ul style="list-style-type: none"> Probe: ES3DV3 - SN3127; ConvF(4.37, 4.37, 4.37) @ 2600 MHz; Calibrated: 2020/9/1 Sensor-Surface: 3mm (Mechanical Surface Detection) Electronics: DAE4 Sn720; Calibrated: 2020/09/30 Phantom: 1659; Type: QD 000 P40 CD; Serial: xxxx Measurement SW: DASY52, Version 52.8 (8); SEMCAD X Version 14.6.10 (7373) <p>SYSTEM CHECK 2600/Area Scan (5x11x11): Measurement grid: dx=12mm, dy=12mm Maximum value of SAR (measured) = 22.7 W/kg</p> <p>SYSTEM CHECK 2600/Zoom Scan (7x7x7)/Cube 0: Measurement grid: dx=5mm, dy=5mm, dz=5mm Reference Value = 102.2 V/m; Power Drift = 0.11 dB Peak SAR (extrapolated) = 33.7 W/kg SAR(1 g) = 14.1 W/kg; SAR(10 g) = 6.52 W/kg Maximum value of SAR (measured) = 26.6 W/kg</p> 	

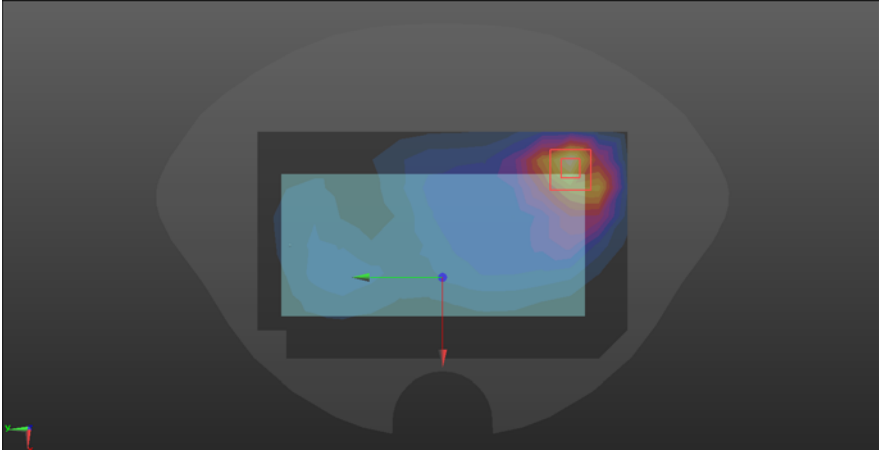
GSM850

Head	Right cheek
<p>Communication System: UID 0, Generic GSM (0); Frequency: 836.6 MHz;Duty Cycle: 3:8.30042</p> <p>Medium parameters used (interpolated): $f = 836.6$ MHz; $\sigma = 0.905$ S/m; $\epsilon_r = 41.528$; $\rho = 1000$ kg/m³</p> <p>Phantom section: Right Section</p> <p>DASY5 Configuration:</p> <ul style="list-style-type: none"> Probe: ES3DV3 - SN3127; ConvF(6.16, 6.16, 6.16) @ 836.6 MHz; Calibrated: 9/1/2020 Sensor-Surface: 3mm (Mechanical Surface Detection) Electronics: DAE4 Sn720; Calibrated: 09/30/2020 Phantom: 1659; Type: QD 000 P40 CD; Serial: xxxx Measurement SW: DASY52, Version 52.8 (8); SEMCAD X Version 14.6.14 (7483) <p>RC/GSM850 189 RC/Area Scan (8x14x1): Measurement grid: dx=15mm, dy=15mm Maximum value of SAR (measured) = 0.114 W/kg</p> <p>RC/GSM850 189 RC/Zoom Scan (5x5x7)/Cube 0: Measurement grid: dx=8mm, dy=8mm, dz=5mm Reference Value = 3.054 V/m; Power Drift = 0.21 dB Peak SAR (extrapolated) = 0.145 W/kg SAR(1 g) = 0.110 W/kg; SAR(10 g) = 0.082 W/kg Smallest distance from peaks to all points 3 dB below = 22.2 mm Ratio of SAR at M2 to SAR at M1 = 76.5% Maximum value of SAR (measured) = 0.123 W/kg</p> 	


Body-worn& Hotspot	Back
<p>Communication System: UID 0, Generic GSM (0); Frequency: 836.6 MHz;Duty Cycle: 3:8.30042</p> <p>Medium parameters used (interpolated): $f = 836.6$ MHz; $\sigma = 0.905$ S/m; $\epsilon_r = 41.528$; $\rho = 1000$ kg/m³</p> <p>Phantom section: Flat Section</p> <p>DASY5 Configuration:</p> <ul style="list-style-type: none"> Probe: ES3DV3 - SN3127; ConvF(6.16, 6.16, 6.16) @ 836.6 MHz; Calibrated: 9/1/2020 Sensor-Surface: 3mm (Mechanical Surface Detection (Locations From Previous Scan Used)), Sensor-Surface: 3mm (Mechanical Surface Detection) Electronics: DAE4 Sn720; Calibrated: 09/30/2020 Phantom: 1659; Type: QD 000 P40 CD; Serial: xxxx Measurement SW: DASY52, Version 52.8 (8); SEMCAD X Version 14.6.14 (7483) <p>BACK/BACK GSM850 189/Area Scan (9x14x1): Measurement grid: dx=15mm, dy=15mm Maximum value of SAR (measured) = 0.134 W/kg</p> <p>BACK/BACK GSM850 189/Zoom Scan (5x5x7)/Cube 0: Measurement grid: dx=8mm, dy=8mm, dz=5mm Reference Value = 10.77 V/m; Power Drift = -0.12 dB Peak SAR (extrapolated) = 0.220 W/kg SAR(1 g) = 0.125 W/kg; SAR(10 g) = 0.071 W/kg Smallest distance from peaks to all points 3 dB below = 13.6 mm Ratio of SAR at M2 to SAR at M1 = 57.5% Maximum value of SAR (measured) = 0.148 W/kg</p> 	

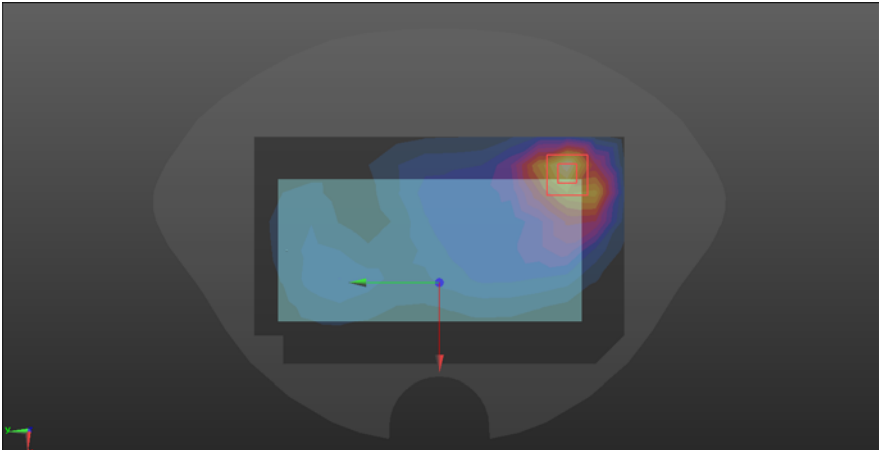
GSM1900

Head	Right cheek
<p>Communication System: UID 0, Generic GSM (0); Frequency: 1880 MHz;Duty Cycle: 3:8.30042</p> <p>Medium parameters used (interpolated): $f = 1880$ MHz; $\sigma = 1.4$ S/m; $\epsilon_r = 40$; $\rho = 1000$ kg/m³</p> <p>Phantom section: Right Section</p> <p>DASY5 Configuration:</p> <ul style="list-style-type: none"> Probe: ES3DV3 - SN3127; ConvF(5.12, 5.12, 5.12) @ 1880 MHz; Calibrated: 9/1/2020 Sensor-Surface: 3mm (Mechanical Surface Detection (Locations From Previous Scan Used)), Sensor-Surface: 3mm (Mechanical Surface Detection) Electronics: DAE4 Sn720; Calibrated: 9/30/2020 Phantom: 1659; Type: QD 000 P40 CD; Serial: xxxx Measurement SW: DASY52, Version 52.8 (8); SEMCAD X Version 14.6.14 (7483) <p>Configuration/GSM 1900 661 3UP RC/Area Scan (8x14x1): Measurement grid: dx=15mm, dy=15mm Maximum value of SAR (measured) = 0.934 W/kg</p> <p>Configuration/GSM 1900 661 3UP RC/Zoom Scan (5x5x7)/Cube 0: Measurement grid: dx=8mm, dy=8mm, dz=5mm Reference Value = 16.04 V/m; Power Drift = 0.09 dB Peak SAR (extrapolated) = 1.60 W/kg SAR(1 g) = 0.780 W/kg; SAR(10 g) = 0.406 W/kg Smallest distance from peaks to all points 3 dB below = 9.4 mm Ratio of SAR at M2 to SAR at M1 = 54.9% Maximum value of SAR (measured) = 0.922 W/kg</p> 	


Body-worn& Hotspot	Back
<p>Communication System: UID 0, Generic GSM (0); Frequency: 1880 MHz;Duty Cycle: 3:8.30042</p> <p>Medium parameters used (interpolated): $f = 1880$ MHz; $\sigma = 1.4$ S/m; $\epsilon_r = 40$; $\rho = 1000$ kg/m³</p> <p>Phantom section: Flat Section</p> <p>DASY5 Configuration:</p> <ul style="list-style-type: none"> • Probe: ES3DV3 - SN3127; ConvF(5.12, 5.12, 5.12) @ 1880 MHz; Calibrated: 9/1/2020 • Sensor-Surface: 3mm (Mechanical Surface Detection (Locations From Previous Scan Used)), Sensor-Surface: 3mm (Mechanical Surface Detection) • Electronics: DAE4 Sn720; Calibrated: 9/30/2020 • Phantom: 1659; Type: QD 000 P40 CD; Serial: xxxx • Measurement SW: DASY52, Version 52.8 (8); SEMCAD X Version 14.6.14 (7483) <p>BACK/BACK GSM 1900 661 3UP/Area Scan (9x14x1): Measurement grid: dx=15mm, dy=15mm Maximum value of SAR (measured) = 0.386 W/kg</p> <p>BACK/BACK GSM 1900 661 3UP/Zoom Scan (5x5x7)/Cube 0: Measurement grid: dx=8mm, dy=8mm, dz=5mm Reference Value = 7.446 V/m; Power Drift = -0.02 dB Peak SAR (extrapolated) = 0.689 W/kg SAR(1 g) = 0.351 W/kg; SAR(10 g) = 0.181 W/kg Smallest distance from peaks to all points 3 dB below = 11.3 mm Ratio of SAR at M2 to SAR at M1 = 51.8% Maximum value of SAR (measured) = 0.455 W/kg</p> 	

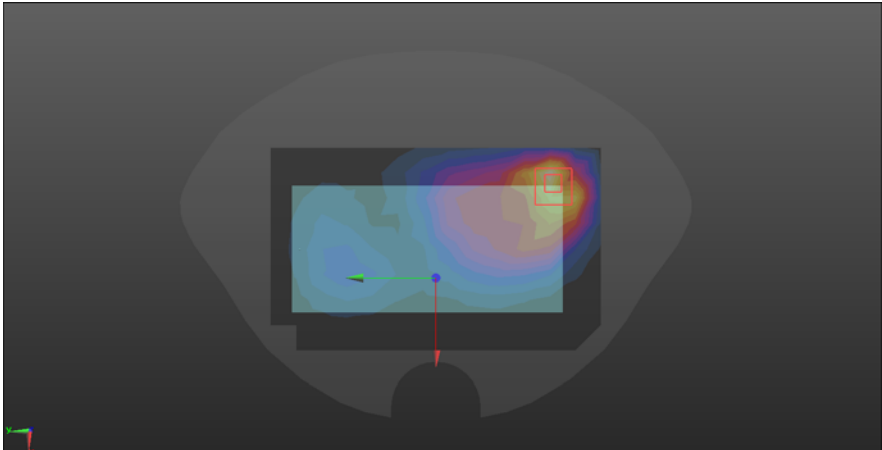
WCDMA Band II

Head	Right Tilt
<p>Communication System: UID 0, WCDMA BAND2 (0); Frequency: 1880 MHz;Duty Cycle: 1:1</p> <p>Medium parameters used (interpolated): $f = 1880$ MHz; $\sigma = 1.4$ S/m; $\epsilon_r = 40$; $\rho = 1000$ kg/m³</p> <p>Phantom section: Right Section</p> <p>DASY5 Configuration:</p> <ul style="list-style-type: none"> Probe: ES3DV3 - SN3127; ConvF(5.12, 5.12, 5.12) @ 1880 MHz; Calibrated: 9/1/2020 Sensor-Surface: 3mm (Mechanical Surface Detection (Locations From Previous Scan Used)), Sensor-Surface: 3mm (Mechanical Surface Detection) Electronics: DAE4 Sn720; Calibrated: 9/30/2020 Phantom: 1659; Type: QD 000 P40 CD; Serial: xxxx Measurement SW: DASY52, Version 52.8 (8); SEMCAD X Version 14.6.14 (7483) <p>Configuration/WCDMA 2 9800 RT 2/Area Scan (8x14x1): Measurement grid: dx=15mm, dy=15mm Maximum value of SAR (measured) = 1.06 W/kg</p> <p>Configuration/WCDMA 2 9800 RT 2/Zoom Scan (5x5x7)/Cube 0: Measurement grid: dx=8mm, dy=8mm, dz=5mm Reference Value = 20.88 V/m; Power Drift = 0.04 dB Peak SAR (extrapolated) = 1.80 W/kg SAR(1 g) = 0.883 W/kg; SAR(10 g) = 0.453 W/kg Smallest distance from peaks to all points 3 dB below = 9.1 mm Ratio of SAR at M2 to SAR at M1 = 50.7% Maximum value of SAR (measured) = 1.12 W/kg</p> 	


Body-worn& Hotspot	Back
<p>Communication System: UID 0, WCDMA BAND2 (0); Frequency: 1880 MHz;Duty Cycle: 1:1</p> <p>Medium parameters used (interpolated): $f = 1880$ MHz; $\sigma = 1.4$ S/m; $\epsilon_r = 40$; $\rho = 1000$ kg/m³</p> <p>Phantom section: Flat Section</p> <p>DASY5 Configuration:</p> <ul style="list-style-type: none"> Probe: ES3DV3 - SN3127; ConvF(5.12, 5.12, 5.12) @ 1880 MHz; Calibrated: 9/1/2020 Sensor-Surface: 3mm (Mechanical Surface Detection (Locations From Previous Scan Used)), Sensor-Surface: 3mm (Mechanical Surface Detection) Electronics: DAE4 Sn720; Calibrated: 9/30/2020 Phantom: 1659; Type: QD 000 P40 CD; Serial: xxxx Measurement SW: DASY52, Version 52.8 (8); SEMCAD X Version 14.6.14 (7483) <p>BACK/BACK WCDMA 9800/Area Scan (9x14x1): Measurement grid: dx=15mm, dy=15mm Maximum value of SAR (measured) = 0.480 W/kg</p> <p>BACK/BACK WCDMA 9800/Zoom Scan (5x5x7)/Cube 0: Measurement grid: dx=8mm, dy=8mm, dz=5mm Reference Value = 8.300 V/m; Power Drift = 0.08 dB Peak SAR (extrapolated) = 0.825 W/kg SAR(1 g) = 0.435 W/kg; SAR(10 g) = 0.228 W/kg Smallest distance from peaks to all points 3 dB below = 11.3 mm Ratio of SAR at M2 to SAR at M1 = 53.5% Maximum value of SAR (measured) = 0.559 W/kg</p> 	

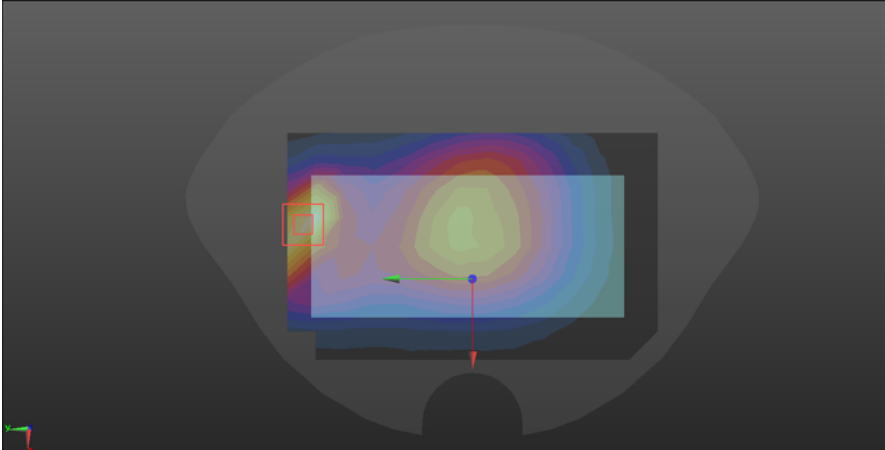
WCDMA Band IV

Head	Right cheek
<p>Communication System: UID 0, WCDMA BAND4 (0); Frequency: 1732.4 MHz;Duty Cycle: 1:1</p> <p>Medium parameters used (interpolated): $f = 1732.4$ MHz; $\sigma = 1.375$ S/m; $\epsilon_r = 40.07$; $\rho = 1000$ kg/m³</p> <p>Phantom section: Right Section</p> <p>DASY5 Configuration:</p> <ul style="list-style-type: none"> • Probe: ES3DV3 - SN3127; ConvF(5.12, 5.12, 5.12) @ 1732.4 MHz; Calibrated: 9/1/2020 • Sensor-Surface: 3mm (Mechanical Surface Detection (Locations From Previous Scan Used)), Sensor-Surface: 3mm (Mechanical Surface Detection) • Electronics: DAE4 Sn720; Calibrated: 9/30/2020 • Phantom: 1659; Type: QD 000 P40 CD; Serial: xxxx • Measurement SW: DASY52, Version 52.8 (8); SEMCAD X Version 14.6.14 (7483) <p>Configuration/WCDMA 4 1637 RC/Area Scan (8x14x1): Measurement grid: dx=15mm, dy=15mm Maximum value of SAR (measured) = 0.954 W/kg</p> <p>Configuration/WCDMA 4 1637 RC/Zoom Scan (5x5x7)/Cube 0: Measurement grid: dx=8mm, dy=8mm, dz=5mm Reference Value = 17.39 V/m; Power Drift = 0.02 dB Peak SAR (extrapolated) = 1.55 W/kg SAR(1 g) = 0.841 W/kg; SAR(10 g) = 0.458 W/kg Smallest distance from peaks to all points 3 dB below = 12.3 mm Ratio of SAR at M2 to SAR at M1 = 55% Maximum value of SAR (measured) = 1.01 W/kg</p> 	

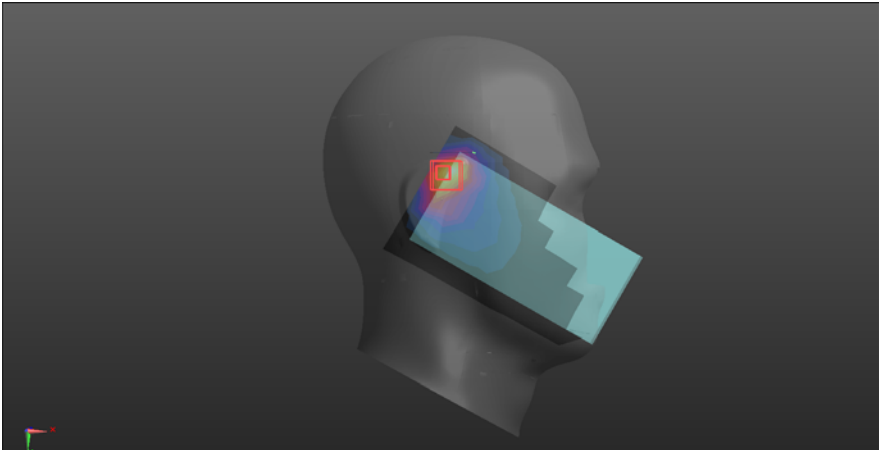
Body-worn& Hotspot	Back
<p>Communication System: UID 0, WCDMA BAND4 (0); Frequency: 1732.4 MHz;Duty Cycle: 1:1</p> <p>Medium parameters used (interpolated): $f = 1732.4$ MHz; $\sigma = 1.375$ S/m; $\epsilon_r = 40.07$; $\rho = 1000$ kg/m³</p> <p>Phantom section: Flat Section</p> <p>DASY5 Configuration:</p> <ul style="list-style-type: none"> • Probe: ES3DV3 - SN3127; ConvF(5.12, 5.12, 5.12) @ 1732.4 MHz; Calibrated: 9/1/2020 • Sensor-Surface: 3mm (Mechanical Surface Detection) • Electronics: DAE4 Sn720; Calibrated: 9/30/2020 • Phantom: 1659; Type: QD 000 P40 CD; Serial: xxxx • Measurement SW: DASY52, Version 52.8 (8); SEMCAD X Version 14.6.14 (7483) <p>BACK/BACK WCDMA 1637/Area Scan (9x14x1): Measurement grid: dx=15mm, dy=15mm Maximum value of SAR (measured) = 0.328 W/kg</p> <p>BACK/BACK WCDMA 1637/Zoom Scan (5x5x7)/Cube 0: Measurement grid: dx=8mm, dy=8mm, dz=5mm Reference Value = 6.963 V/m; Power Drift = 0.03 dB Peak SAR (extrapolated) = 0.558 W/kg SAR(1 g) = 0.301 W/kg; SAR(10 g) = 0.164 W/kg Smallest distance from peaks to all points 3 dB below = 12.2 mm Ratio of SAR at M2 to SAR at M1 = 54.8% Maximum value of SAR (measured) = 0.380 W/kg</p> 	

WCDMA Band V

Head	Right cheek
<p>Communication System: UID 0, WCDMA BAND 5 (0); Frequency: 836.6 MHz; Duty Cycle: 1:1</p> <p>Medium parameters used (interpolated): $f = 836.6$ MHz; $\sigma = 0.905$ S/m; $\epsilon_r = 41.528$; $\rho = 1000$ kg/m³</p> <p>Phantom section: Right Section</p> <p>DASY5 Configuration:</p> <ul style="list-style-type: none"> Probe: ES3DV3 - SN3127; ConvF(6.16, 6.16, 6.16) @ 836.6 MHz; Calibrated: 9/1/2020 Sensor-Surface: 3mm (Mechanical Surface Detection (Locations From Previous Scan Used)), Sensor-Surface: 3mm (Mechanical Surface Detection) Electronics: DAE4 Sn720; Calibrated: 09/30/2020 Phantom: 1659; Type: QD 000 P40 CD; Serial: xxxx Measurement SW: DASY52, Version 52.8 (8); SEMCAD X Version 14.6.14 (7483) <p>RC/WCDMA 5 4183 RC/Area Scan (8x14x1): Measurement grid: dx=15mm, dy=15mm Maximum value of SAR (measured) = 0.0425 W/kg</p> <p>RC/WCDMA 5 4183 RC/Zoom Scan (5x5x7)/Cube 0: Measurement grid: dx=8mm, dy=8mm, dz=5mm Reference Value = 1.746 V/m; Power Drift = 0.63 dB Peak SAR (extrapolated) = 0.0530 W/kg SAR(1 g) = 0.040 W/kg; SAR(10 g) = 0.030 W/kg Smallest distance from peaks to all points 3 dB below: Larger than measurement grid Ratio of SAR at M2 to SAR at M1 = 76.4% Maximum value of SAR (measured) = 0.0447 W/kg</p>	
	

Body-worn& Hotspot	Back
<p>Communication System: UID 0, WCDMA BAND 5 (0); Frequency: 836.6 MHz;Duty Cycle: 1:1</p> <p>Medium parameters used (interpolated): $f = 836.6$ MHz; $\sigma = 0.905$ S/m; $\epsilon_r = 41.528$; $\rho = 1000$ kg/m³</p> <p>Phantom section: Flat Section</p> <p>DASY5 Configuration:</p> <ul style="list-style-type: none"> • Probe: ES3DV3 - SN3127; ConvF(6.16, 6.16, 6.16) @ 836.6 MHz; Calibrated: 9/1/2020 • Sensor-Surface: 3mm (Mechanical Surface Detection (Locations From Previous Scan Used)), Sensor-Surface: 3mm (Mechanical Surface Detection) • Electronics: DAE4 Sn720; Calibrated: 09/30/2020 • Phantom: 1659; Type: QD 000 P40 CD; Serial: xxxx • Measurement SW: DASY52, Version 52.8 (8); SEMCAD X Version 14.6.14 (7483) <p>BACK/BACK WCDMA 4408/Area Scan (9x14x1): Measurement grid: dx=15mm, dy=15mm</p> <p>Maximum value of SAR (measured) = 0.0520 W/kg</p> <p>BACK/BACK WCDMA 4408/Zoom Scan (5x5x7)/Cube 0: Measurement grid: dx=8mm, dy=8mm, dz=5mm</p> <p>Reference Value = 6.795 V/m; Power Drift = -0.06 dB</p> <p>Peak SAR (extrapolated) = 0.0830 W/kg</p> <p>SAR(1 g) = 0.048 W/kg; SAR(10 g) = 0.027 W/kg</p> <p>Smallest distance from peaks to all points 3 dB below: Larger than measurement grid</p> <p>Ratio of SAR at M2 to SAR at M1 = 58%</p> <p>Maximum value of SAR (measured) = 0.0563 W/kg</p> 	

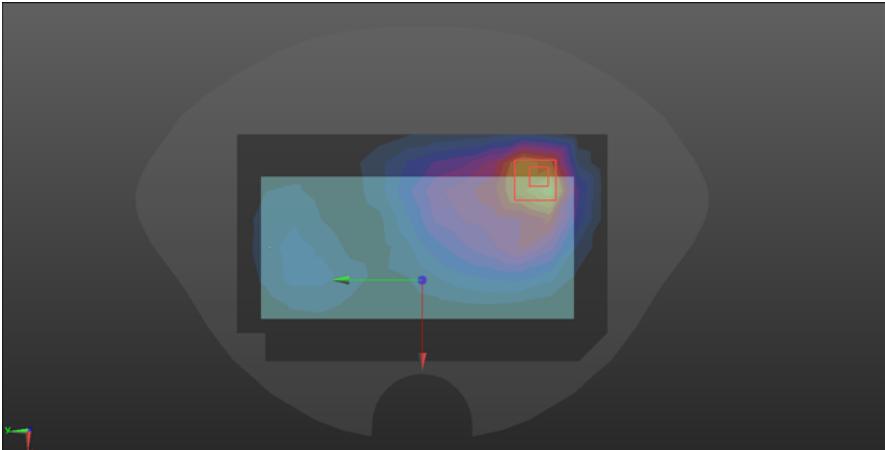
LTE Band 2

Head	Right Tilt
<p>Communication System: UID 0, LTE band 02 (0); Frequency: 1880 MHz;Duty Cycle: 1:1</p> <p>Medium parameters used (interpolated): $f = 1880$ MHz; $\sigma = 1.4$ S/m; $\epsilon_r = 40$; $\rho = 1000$ kg/m³</p> <p>Phantom section: Right Section</p> <p>DASY5 Configuration:</p> <ul style="list-style-type: none"> Probe: ES3DV3 - SN3127; ConvF(5.12, 5.12, 5.12) @ 1880 MHz; Calibrated: 9/1/2020 Sensor-Surface: 3mm (Mechanical Surface Detection (Locations From Previous Scan Used)), Sensor-Surface: 3mm (Mechanical Surface Detection) Electronics: DAE4 Sn720; Calibrated: 9/30/2020 Phantom: 1659; Type: QD 000 P40 CD; Serial: xxxx Measurement SW: DASY52, Version 52.8 (8); SEMCAD X Version 14.6.14 (7483) <p>Configuration/LTE 2 18900 1RB RT/Area Scan (8x14x1): Measurement grid: dx=15mm, dy=15mm Maximum value of SAR (measured) = 1.13 W/kg</p> <p>Configuration/LTE 2 18900 1RB RT/Zoom Scan (5x5x7)/Cube 0: Measurement grid: dx=8mm, dy=8mm, dz=5mm Reference Value = 22.16 V/m; Power Drift = 0.10 dB Peak SAR (extrapolated) = 1.88 W/kg SAR(1 g) = 0.939 W/kg; SAR(10 g) = 0.489 W/kg Smallest distance from peaks to all points 3 dB below = 9.1 mm Ratio of SAR at M2 to SAR at M1 = 50.8% Maximum value of SAR (measured) = 1.23 W/kg</p> 	


Body-worn& Hotspot	Back
<p>Communication System: UID 0, LTE band 02 (0); Frequency: 1880 MHz;Duty Cycle: 1:1</p> <p>Medium parameters used (interpolated): $f = 1880$ MHz; $\sigma = 1.4$ S/m; $\epsilon_r = 40$; $\rho = 1000$ kg/m³</p> <p>Phantom section: Flat Section</p> <p>DASY5 Configuration:</p> <ul style="list-style-type: none"> • Probe: ES3DV3 - SN3127; ConvF(5.12, 5.12, 5.12) @ 1880 MHz; Calibrated: 9/1/2020 • Sensor-Surface: 3mm (Mechanical Surface Detection (Locations From Previous Scan Used)), Sensor-Surface: 3mm (Mechanical Surface Detection) • Electronics: DAE4 Sn720; Calibrated: 9/30/2020 • Phantom: 1659; Type: QD 000 P40 CD; Serial: xxxx • Measurement SW: DASY52, Version 52.8 (8); SEMCAD X Version 14.6.14 (7483) <p>BACK/LTE 2 18900 1RB BACK/Area Scan (9x14x1): Measurement grid: dx=15mm, dy=15mm</p> <p>Maximum value of SAR (measured) = 0.616 W/kg</p> <p>BACK/LTE 2 18900 1RB BACK/Zoom Scan (5x5x7)/Cube 0: Measurement grid: dx=8mm, dy=8mm, dz=5mm</p> <p>Reference Value = 8.184 V/m; Power Drift = 0.09 dB</p> <p>Peak SAR (extrapolated) = 0.950 W/kg</p> <p>SAR(1 g) = 0.501 W/kg; SAR(10 g) = 0.262 W/kg</p> <p>Smallest distance from peaks to all points 3 dB below = 12.2 mm</p> <p>Ratio of SAR at M2 to SAR at M1 = 53.3%</p> <p>Maximum value of SAR (measured) = 0.631 W/kg</p> <div data-bbox="354 1406 1240 1861" data-label="Figure"> </div>	

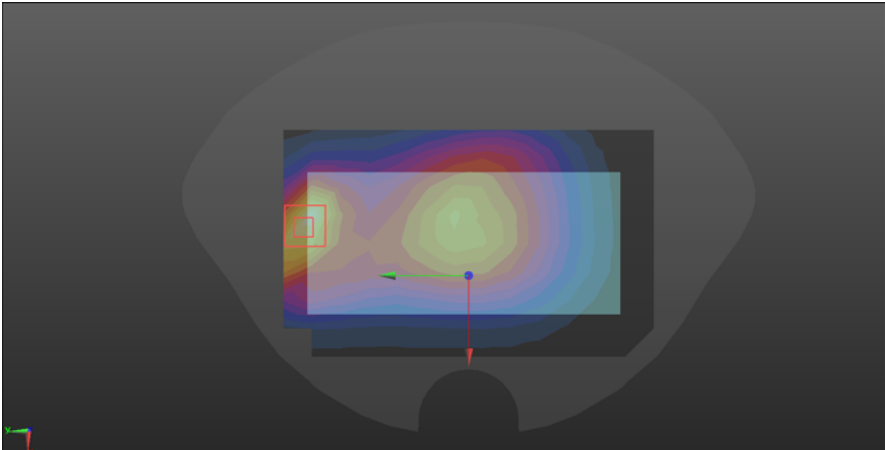
LTE Band 4

Head	Right cheek
<p>Communication System: UID 0, LTE band 4 (0); Frequency: 1745 MHz;Duty Cycle: 1:1</p> <p>Medium parameters used (interpolated): $f = 1745$ MHz; $\sigma = 1.383$ S/m; $\epsilon_r = 40.047$; $\rho = 1000$ kg/m³</p> <p>Phantom section: Right Section</p> <p>DASY5 Configuration:</p> <ul style="list-style-type: none"> Probe: ES3DV3 - SN3127; ConvF(5.12, 5.12, 5.12) @ 1745 MHz; Calibrated: 9/1/2020 Sensor-Surface: 3mm (Mechanical Surface Detection (Locations From Previous Scan Used)), Sensor-Surface: 3mm (Mechanical Surface Detection) Electronics: DAE4 Sn720; Calibrated: 09/30/2020 Phantom: 1659; Type: QD 000 P40 CD; Serial: xxxx Measurement SW: DASY52, Version 52.8 (8); SEMCAD X Version 14.6.14 (7483) <p>RIGHT/LTE 4 20300 RC-4 2/Area Scan (8x14x1): Measurement grid: dx=15mm, dy=15mm</p> <p>Maximum value of SAR (measured) = 1.24 W/kg</p> <p>RIGHT/LTE 4 20300 RC-4 2/Zoom Scan (5x5x7)/Cube 0: Measurement grid: dx=8mm, dy=8mm, dz=5mm</p> <p>Reference Value = 17.28 V/m; Power Drift = -0.29 dB</p> <p>Peak SAR (extrapolated) = 2.02 W/kg</p> <p>SAR(1 g) = 1.17 W/kg; SAR(10 g) = 0.659 W/kg</p> <p>Smallest distance from peaks to all points 3 dB below = 13.8 mm</p> <p>Ratio of SAR at M2 to SAR at M1 = 62.5%</p> <p>Maximum value of SAR (measured) = 1.39 W/kg</p> <div data-bbox="352 1406 1241 1854" data-label="Figure"> </div>	

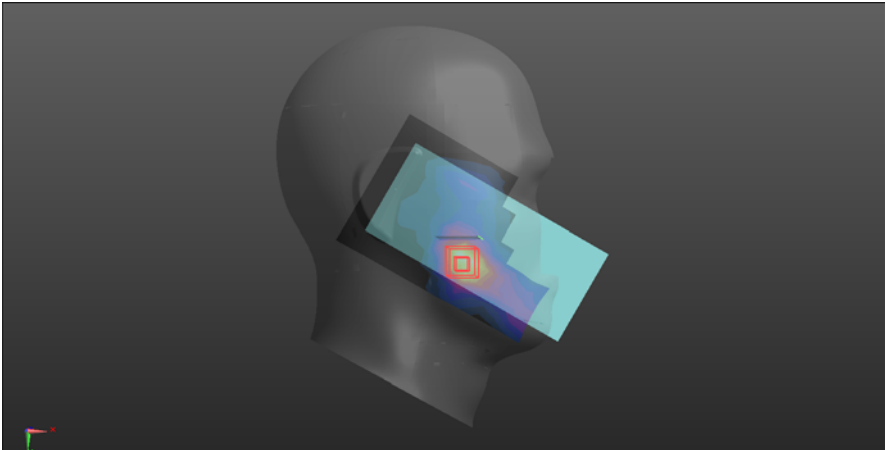
Body-worn& Hotspot	Back
<p>Communication System: UID 0, LTE band 4 (0); Frequency: 1745 MHz;Duty Cycle: 1:1</p> <p>Medium parameters used (interpolated): $f = 1745$ MHz; $\sigma = 1.383$ S/m; $\epsilon_r = 40.047$; $\rho = 1000$ kg/m³</p> <p>Phantom section: Flat Section</p> <p>DASY5 Configuration:</p> <ul style="list-style-type: none"> Probe: ES3DV3 - SN3127; ConvF(5.12, 5.12, 5.12) @ 1745 MHz; Calibrated: 9/1/2020 Sensor-Surface: 3mm (Mechanical Surface Detection (Locations From Previous Scan Used)), Sensor-Surface: 3mm (Mechanical Surface Detection) Electronics: DAE4 Sn720; Calibrated: 09/30/2020 Phantom: 1659; Type: QD 000 P40 CD; Serial: xxxx Measurement SW: DASY52, Version 52.8 (8); SEMCAD X Version 14.6.14 (7483) <p>BACK/BACK LTE B4 1RB/Area Scan (9x14x1): Measurement grid: dx=15mm, dy=15mm Maximum value of SAR (measured) = 0.589 W/kg</p> <p>BACK/BACK LTE B4 1RB/Zoom Scan (5x5x7)/Cube 0: Measurement grid: dx=8mm, dy=8mm, dz=5mm Reference Value = 9.981 V/m; Power Drift = -0.24 dB Peak SAR (extrapolated) = 0.985 W/kg SAR(1 g) = 0.534 W/kg; SAR(10 g) = 0.289 W/kg Smallest distance from peaks to all points 3 dB below = 12.2 mm Ratio of SAR at M2 to SAR at M1 = 55% Maximum value of SAR (measured) = 0.683 W/kg</p> 	

LTE Band 5

Head	Right cheek
<p>Communication System: UID 0, LTE Band 5 (0); Frequency: 836.5 MHz;Duty Cycle: 1:1</p> <p>Medium parameters used (interpolated): $f = 836.5$ MHz; $\sigma = 0.905$ S/m; $\epsilon_r = 41.528$; $\rho = 1000$ kg/m³</p> <p>Phantom section: Right Section</p> <p>DASY5 Configuration:</p> <ul style="list-style-type: none"> • Probe: ES3DV3 - SN3127; ConvF(6.16, 6.16, 6.16) @ 836.5 MHz; Calibrated: 9/1/2020 • Sensor-Surface: 3mm (Mechanical Surface Detection (Locations From Previous Scan Used)), Sensor-Surface: 3mm (Mechanical Surface Detection) • Electronics: DAE4 Sn720; Calibrated: 09/30/2020 • Phantom: 1659; Type: QD 000 P40 CD; Serial: xxxx • Measurement SW: DASY52, Version 52.8 (8); SEMCAD X Version 14.6.14 (7483) <p>RIGHT/LTE 5 20525 RC-4 2 2/Area Scan (8x14x1): Measurement grid: dx=15mm, dy=15mm</p> <p>Maximum value of SAR (measured) = 0.199 W/kg</p> <p>RIGHT/LTE 5 20525 RC-4 2 2/Zoom Scan (5x5x7)/Cube 0: Measurement grid: dx=8mm, dy=8mm, dz=5mm</p> <p>Reference Value = 3.245 V/m; Power Drift = 0.19 dB</p> <p>Peak SAR (extrapolated) = 0.244 W/kg</p> <p>SAR(1 g) = 0.185 W/kg; SAR(10 g) = 0.136 W/kg</p> <p>Smallest distance from peaks to all points 3 dB below = 23.3 mm</p> <p>Ratio of SAR at M2 to SAR at M1 = 77.7%</p> <p>Maximum value of SAR (measured) = 0.206 W/kg</p> 	

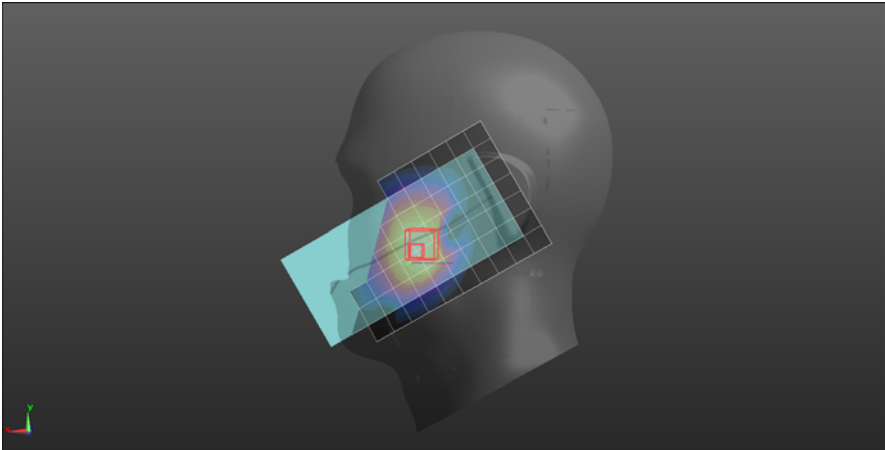
Body-worn& Hotspot	Back
<p>Communication System: UID 0, LTE Band 5 (0); Frequency: 836.5 MHz;Duty Cycle: 1:1</p> <p>Medium parameters used (interpolated): $f = 836.5$ MHz; $\sigma = 0.905$ S/m; $\epsilon_r = 41.528$; $\rho = 1000$ kg/m³</p> <p>Phantom section: Flat Section</p> <p>DASY5 Configuration:</p> <ul style="list-style-type: none"> Probe: ES3DV3 - SN3127; ConvF(6.16, 6.16, 6.16) @ 836.5 MHz; Calibrated: 9/1/2020 Sensor-Surface: 3mm (Mechanical Surface Detection (Locations From Previous Scan Used)), Sensor-Surface: 3mm (Mechanical Surface Detection) Electronics: DAE4 Sn720; Calibrated: 09/30/2020 Phantom: 1659; Type: QD 000 P40 CD; Serial: xxxx Measurement SW: DASY52, Version 52.8 (8); SEMCAD X Version 14.6.14 (7483) <p>BACK/BACK LTE B5 1RB/Area Scan (9x14x1): Measurement grid: dx=15mm, dy=15mm Maximum value of SAR (measured) = 0.244 W/kg</p> <p>BACK/BACK LTE B5 1RB/Zoom Scan (5x5x7)/Cube 0: Measurement grid: dx=8mm, dy=8mm, dz=5mm Reference Value = 14.94 V/m; Power Drift = -0.01 dB Peak SAR (extrapolated) = 0.386 W/kg SAR(1 g) = 0.218 W/kg; SAR(10 g) = 0.125 W/kg Smallest distance from peaks to all points 3 dB below = 13.8 mm Ratio of SAR at M2 to SAR at M1 = 57% Maximum value of SAR (measured) = 0.261 W/kg</p> 	

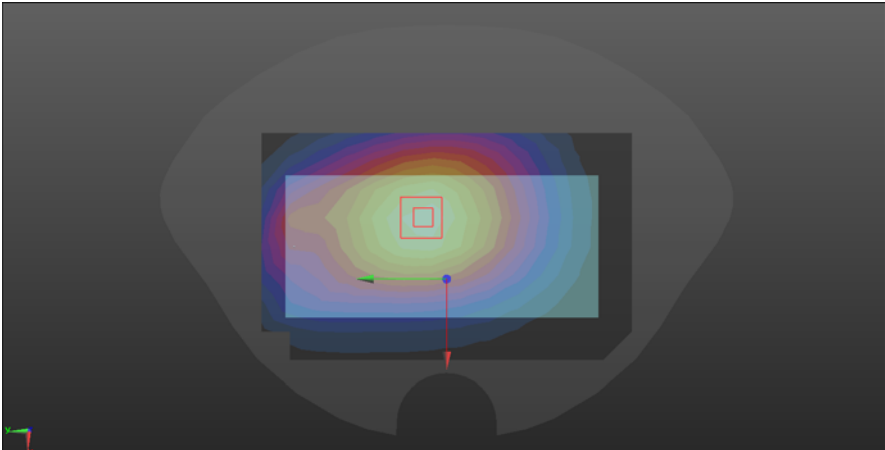
LTE Band 7

Head	Right cheek
<p>Communication System: UID 0, LTE Band 7 (0); Frequency: 2535 MHz;Duty Cycle: 1:1</p> <p>Medium parameters used (interpolated): $f = 2535$ MHz; $\sigma = 1.888$ S/m; $\epsilon_r = 39.084$; $\rho = 1000$ kg/m³</p> <p>Phantom section: Right Section</p> <p>DASY5 Configuration:</p> <ul style="list-style-type: none"> • Probe: ES3DV3 - SN3127; ConvF(4.58, 4.58, 4.58) @ 2535 MHz; Calibrated: 9/1/2020 • Sensor-Surface: 3mm (Mechanical Surface Detection) • Electronics: DAE4 Sn720; Calibrated: 09/30/2020 • Phantom: 1659; Type: QD 000 P40 CD; Serial: xxxx • Measurement SW: DASY52, Version 52.8 (8); SEMCAD X Version 14.6.14 (7483) <p>BAND7 RIGHT/LTE 7 21100 RC-4 2 2/Area Scan (10x17x1): Measurement grid: dx=12mm, dy=12mm Maximum value of SAR (measured) = 0.0740 W/kg</p> <p>BAND7 RIGHT/LTE 7 21100 RC-4 2 2/Zoom Scan (5x5x7)/Cube 0: Measurement grid: dx=8mm, dy=8mm, dz=5mm Reference Value = 1.030 V/m; Power Drift = 2.17 dB Peak SAR (extrapolated) = 0.130 W/kg SAR(1 g) = 0.068 W/kg; SAR(10 g) = 0.034 W/kg Smallest distance from peaks to all points 3 dB below: Larger than measurement grid Ratio of SAR at M2 to SAR at M1 = 56.3% Maximum value of SAR (measured) = 0.0846 W/kg</p> 	


Hotspot	Bottom
<p>Communication System: UID 0, LTE Band 7 (0); Frequency: 2535 MHz;Duty Cycle: 1:1</p> <p>Medium parameters used (interpolated): $f = 2535$ MHz; $\sigma = 1.888$ S/m; $\epsilon_r = 39.084$; $\rho = 1000$ kg/m³</p> <p>Phantom section: Flat Section</p> <p>DASY5 Configuration:</p> <ul style="list-style-type: none"> Probe: ES3DV3 - SN3127; ConvF(4.58, 4.58, 4.58) @ 2535 MHz; Calibrated: 9/1/2020 Sensor-Surface: 3mm (Mechanical Surface Detection (Locations From Previous Scan Used)), Sensor-Surface: 3mm (Mechanical Surface Detection) Electronics: DAE4 Sn720; Calibrated: 09/30/2020 Phantom: 1659; Type: QD 000 P40 CD; Serial: xxxx Measurement SW: DASY52, Version 52.8 (8); SEMCAD X Version 14.6.14 (7483) <p>BAND7 BOTTOM/BACK LTE B7 21100 2/Area Scan (4x11x1): Measurement grid: dx=12mm, dy=12mm Maximum value of SAR (measured) = 0.979 W/kg</p> <p>BAND7 BOTTOM/BACK LTE B7 21100 2/Zoom Scan (5x5x7)/Cube 0: Measurement grid: dx=8mm, dy=8mm, dz=5mm Reference Value = 21.62 V/m; Power Drift = 0.09 dB Peak SAR (extrapolated) = 1.76 W/kg SAR(1 g) = 0.813 W/kg; SAR(10 g) = 0.390 W/kg Smallest distance from peaks to all points 3 dB below = 9.6 mm Ratio of SAR at M2 to SAR at M1 = 46.5% Maximum value of SAR (measured) = 1.09 W/kg</p> 	

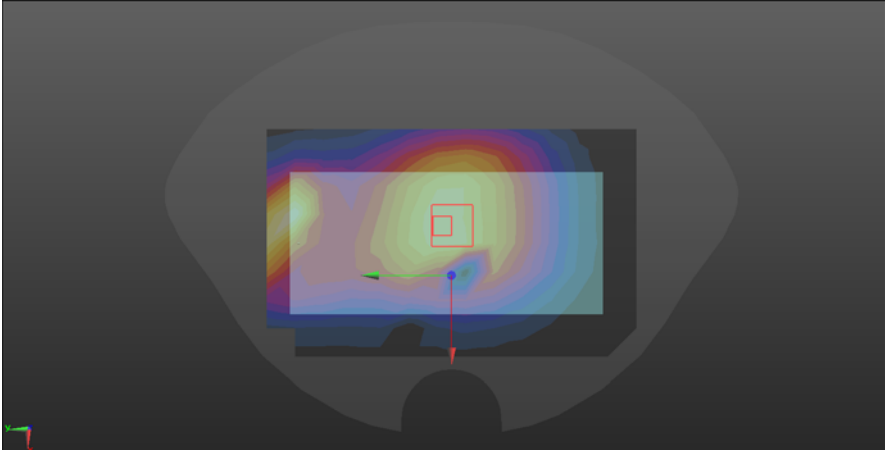
LTE Band 12

Head	Left cheek
<p>Communication System: UID 0, LTE Band 12 (0); Frequency: 707.5 MHz;Duty Cycle: 1:1</p> <p>Medium parameters used (interpolated): $f = 707.5$ MHz; $\sigma = 0.887$ S/m; $\epsilon_r = 42.115$; $\rho = 1000$ kg/m³</p> <p>Phantom section: Left Section</p> <p>DASY5 Configuration:</p> <ul style="list-style-type: none"> • Probe: ES3DV3 - SN3127; ConvF(6.32, 6.32, 6.32) @ 707.5 MHz; Calibrated: 9/1/2020 • Sensor-Surface: 3mm (Mechanical Surface Detection (Locations From Previous Scan Used)), Sensor-Surface: 3mm (Mechanical Surface Detection) • Electronics: DAE4 Sn720; Calibrated: 09/30/2020 • Phantom: 1659; Type: QD 000 P40 CD; Serial: xxxx • Measurement SW: DASY52, Version 52.8 (8); SEMCAD X Version 14.6.14 (7483) <p>LEFT/LTE 12 23095 LC/Area Scan (8x14x1): Measurement grid: dx=15mm, dy=15mm Maximum value of SAR (measured) = 0.162 W/kg</p> <p>LEFT/LTE 12 23095 LC/Zoom Scan (5x5x7)/Cube 0: Measurement grid: dx=8mm, dy=8mm, dz=5mm Reference Value = 2.672 V/m; Power Drift = 0.43 dB Peak SAR (extrapolated) = 0.183 W/kg SAR(1 g) = 0.145 W/kg; SAR(10 g) = 0.111 W/kg Smallest distance from peaks to all points 3 dB below = 25.9 mm Ratio of SAR at M2 to SAR at M1 = 79.9% Maximum value of SAR (measured) = 0.160 W/kg</p> 	

Body-worn& Hotspot	Back
<p>Communication System: UID 0, LTE Band 12 (0); Frequency: 707.5 MHz;Duty Cycle: 1:1</p> <p>Medium parameters used (interpolated): $f = 707.5$ MHz; $\sigma = 0.887$ S/m; $\epsilon_r = 42.115$; $\rho = 1000$ kg/m³</p> <p>Phantom section: Flat Section</p> <p>DASY5 Configuration:</p> <ul style="list-style-type: none"> Probe: ES3DV3 - SN3127; ConvF(6.32, 6.32, 6.32) @ 707.5 MHz; Calibrated: 9/1/2020 Sensor-Surface: 3mm (Mechanical Surface Detection (Locations From Previous Scan Used)), Sensor-Surface: 3mm (Mechanical Surface Detection) Electronics: DAE4 Sn720; Calibrated: 09/30/2020 Phantom: 1659; Type: QD 000 P40 CD; Serial: xxxx Measurement SW: DASY52, Version 52.8 (8); SEMCAD X Version 14.6.14 (7483) <p>w2 front/lte 12 back/Area Scan (9x14x1): Measurement grid: dx=15mm, dy=15mm Maximum value of SAR (measured) = 0.0751 W/kg</p> <p>w2 front/lte 12 back/Zoom Scan (5x5x7)/Cube 0: Measurement grid: dx=8mm, dy=8mm, dz=5mm Reference Value = 8.829 V/m; Power Drift = -0.06 dB Peak SAR (extrapolated) = 0.0920 W/kg SAR(1 g) = 0.071 W/kg; SAR(10 g) = 0.053 W/kg Smallest distance from peaks to all points 3 dB below: Larger than measurement grid Ratio of SAR at M2 to SAR at M1 = 75.9% Maximum value of SAR (measured) = 0.0796 W/kg</p> 	

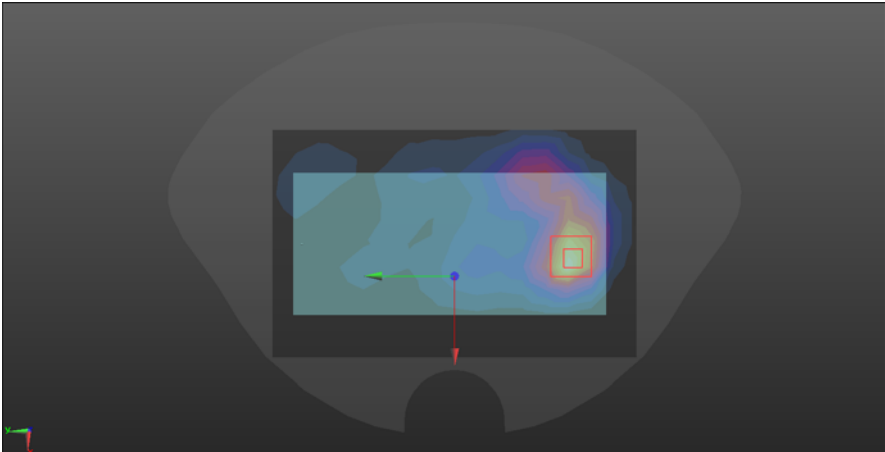
LTE Band 26

Head	Right cheek
<p>Communication System: UID 0, LTE Band 26 (0); Frequency: 831.5 MHz;Duty Cycle: 1:1</p> <p>Medium parameters used (interpolated): $f = 831.5$ MHz; $\sigma = 0.904$ S/m; $\epsilon_r = 41.539$; $\rho = 1000$ kg/m³</p> <p>Phantom section: Right Section</p> <p>DASY5 Configuration:</p> <ul style="list-style-type: none"> Probe: ES3DV3 - SN3127; ConvF(6.16, 6.16, 6.16) @ 831.5 MHz; Calibrated: 9/1/2020 Sensor-Surface: 3mm (Mechanical Surface Detection (Locations From Previous Scan Used)), Sensor-Surface: 3mm (Mechanical Surface Detection) Electronics: DAE4 Sn720; Calibrated: 09/30/2020 Phantom: 1659; Type: QD 000 P40 CD; Serial: xxxx Measurement SW: DASY52, Version 52.8 (8); SEMCAD X Version 14.6.14 (7483) <p>RIGHT/LTE 26 26865 RC-4 2 2 2/Area Scan (8x14x1): Measurement grid: $dx=15$mm, $dy=15$mm Maximum value of SAR (measured) = 0.217 W/kg</p> <p>RIGHT/LTE 26 26865 RC-4 2 2 2/Zoom Scan (5x5x7)/Cube 0: Measurement grid: $dx=8$mm, $dy=8$mm, $dz=5$mm Reference Value = 3.339 V/m; Power Drift = 0.14 dB Peak SAR (extrapolated) = 0.266 W/kg SAR(1 g) = 0.200 W/kg; SAR(10 g) = 0.148 W/kg Smallest distance from peaks to all points 3 dB below = 23.3 mm Ratio of SAR at M2 to SAR at M1 = 78% Maximum value of SAR (measured) = 0.223 W/kg</p> 	


Body-worn& Hotspot	Back
<p>Communication System: UID 0, LTE Band 26 (0); Frequency: 831.5 MHz;Duty Cycle: 1:1</p> <p>Medium parameters used (interpolated): $f = 831.5$ MHz; $\sigma = 0.904$ S/m; $\epsilon_r = 41.539$; $\rho = 1000$ kg/m³</p> <p>Phantom section: Flat Section</p> <p>DASY5 Configuration:</p> <ul style="list-style-type: none"> Probe: ES3DV3 - SN3127; ConvF(6.16, 6.16, 6.16) @ 831.5 MHz; Calibrated: 9/1/2020 Sensor-Surface: 3mm (Mechanical Surface Detection (Locations From Previous Scan Used)), Sensor-Surface: 3mm (Mechanical Surface Detection) Electronics: DAE4 Sn720; Calibrated: 09/30/2020 Phantom: 1659; Type: QD 000 P40 CD; Serial: xxxx Measurement SW: DASY52, Version 52.8 (8); SEMCAD X Version 14.6.14 (7483) <p>BACK/BACK LTE B26 1RB/Area Scan (9x14x1): Measurement grid: dx=15mm, dy=15mm</p> <p>Maximum value of SAR (measured) = 0.0676 W/kg</p> <p>BACK/BACK LTE B26 1RB/Zoom Scan (5x5x7)/Cube 0: Measurement grid: dx=8mm, dy=8mm, dz=5mm</p> <p>Reference Value = 8.215 V/m; Power Drift = -0.02 dB</p> <p>Peak SAR (extrapolated) = 0.0770 W/kg</p> <p>SAR(1 g) = 0.057 W/kg; SAR(10 g) = 0.042 W/kg</p> <p>Smallest distance from peaks to all points 3 dB below: Larger than measurement grid</p> <p>Ratio of SAR at M2 to SAR at M1 = 74.2%</p> <p>Maximum value of SAR (measured) = 0.0643 W/kg</p> 	

WIFI 2.4GHz

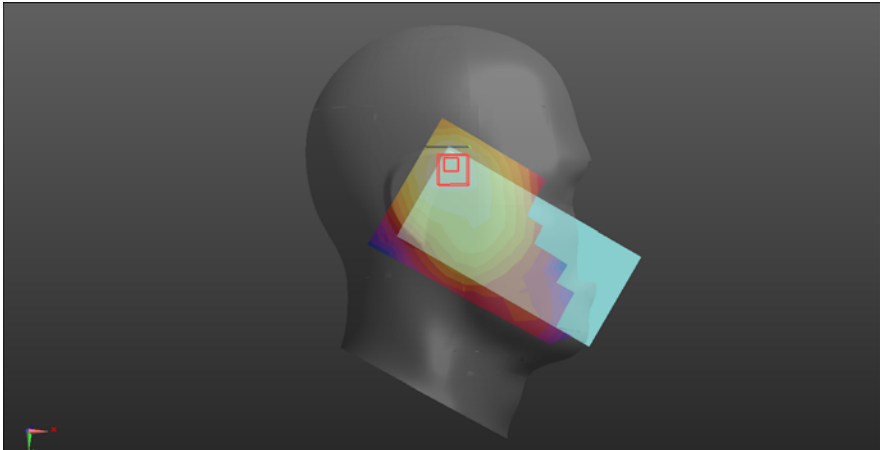
Head	Left Tilt
<p>Communication System: UID 0, WIFI 2.4GHz (0); Frequency: 2437 MHz;Duty Cycle: 1:1.00533</p> <p>Medium parameters used (interpolated): $f = 2437$ MHz; $\sigma = 1.788$ S/m; $\epsilon_r = 39.219$; $\rho = 1000$ kg/m³</p> <p>Phantom section: Left Section</p> <p>DASY5 Configuration:</p> <ul style="list-style-type: none"> Probe: ES3DV3 - SN3127; ConvF(4.58, 4.58, 4.58) @ 2437 MHz; Calibrated: 9/1/2020 Sensor-Surface: 3mm (Mechanical Surface Detection (Locations From Previous Scan Used)), Sensor-Surface: 3mm (Mechanical Surface Detection) Electronics: DAE4 Sn720; Calibrated: 09/30/2020 Phantom: 1659; Type: QD 000 P40 CD; Serial: xxxx Measurement SW: DASY52, Version 52.8 (8); SEMCAD X Version 14.6.14 (7483) <p>wifi lt/wifi 2437 lc 2/Area Scan (10x17x1): Measurement grid: dx=12mm, dy=12mm Maximum value of SAR (measured) = 0.565 W/kg</p> <p>wifi lt/wifi 2437 lc 2/Zoom Scan (5x5x7)/Cube 0: Measurement grid: dx=8mm, dy=8mm, dz=5mm</p> <p>Reference Value = 4.571 V/m; Power Drift = 0.06 dB Peak SAR (extrapolated) = 1.07 W/kg</p> <p>SAR(1 g) = 0.440 W/kg; SAR(10 g) = 0.178 W/kg</p> <p>Smallest distance from peaks to all points 3 dB below = 6.8 mm Ratio of SAR at M2 to SAR at M1 = 43.1% Maximum value of SAR (measured) = 0.643 W/kg</p> 	

Body-worn& Hotspot	Back
<p>Communication System: UID 0, WIFI 2.4GHz (0); Frequency: 2437 MHz;Duty Cycle: 1:1.00533</p> <p>Medium parameters used (interpolated): $f = 2437$ MHz; $\sigma = 1.788$ S/m; $\epsilon_r = 39.219$; $\rho = 1000$ kg/m³</p> <p>Phantom section: Flat Section</p> <p>DASY5 Configuration:</p> <ul style="list-style-type: none"> Probe: ES3DV3 - SN3127; ConvF(4.58, 4.58, 4.58) @ 2437 MHz; Calibrated: 9/1/2020 Sensor-Surface: 3mm (Mechanical Surface Detection) Electronics: DAE4 Sn720; Calibrated: 09/30/2020 Phantom: 1659; Type: QD 000 P40 CD; Serial: xxxx Measurement SW: DASY52, Version 52.8 (8); SEMCAD X Version 14.6.14 (7483) <p>BACK/WIFI 2437/Area Scan (11x17x1): Measurement grid: dx=12mm, dy=12mm Maximum value of SAR (measured) = 0.0557 W/kg</p> <p>BACK/WIFI 2437/Zoom Scan (5x5x7)/Cube 0: Measurement grid: dx=8mm, dy=8mm, dz=5mm Reference Value = 2.107 V/m; Power Drift = 0.99 dB Peak SAR (extrapolated) = 0.0990 W/kg SAR(1 g) = 0.047 W/kg; SAR(10 g) = 0.022 W/kg Smallest distance from peaks to all points 3 dB below: Larger than measurement grid Ratio of SAR at M2 to SAR at M1 = 48.4% Maximum value of SAR (measured) = 0.0608 W/kg</p> 	

BT

Head	Left cheek
<p>Communication System: UID 0, BT (0); Frequency: 2480 MHz;Duty Cycle: 1:1.29534</p> <p>Medium parameters used (interpolated): $f = 2480$ MHz; $\sigma = 1.83$ S/m; $\epsilon_r = 39.158$; $\rho = 1000$ kg/m³</p> <p>Phantom section: Left Section</p> <p>DASY5 Configuration:</p> <ul style="list-style-type: none"> Probe: ES3DV3 - SN3127; ConvF(4.58, 4.58, 4.58) @ 2480 MHz; Calibrated: 9/1/2020 Sensor-Surface: 3mm (Mechanical Surface Detection (Locations From Previous Scan Used)), Sensor-Surface: 3mm (Mechanical Surface Detection) Electronics: DAE4 Sn720; Calibrated: 09/30/2020 Phantom: 1659; Type: QD 000 P40 CD; Serial: xxxx Measurement SW: DASY52, Version 52.8 (8); SEMCAD X Version 14.6.14 (7483) <p>Configuration/bt 2480 2/Area Scan (10x17x1): Measurement grid: dx=12mm, dy=12mm Maximum value of SAR (measured) = 0.0702 W/kg</p> <p>Configuration/bt 2480 2/Zoom Scan (5x5x7)/Cube 0: Measurement grid: dx=8mm, dy=8mm, dz=5mm Reference Value = 3.116 V/m; Power Drift = 0.24 dB Peak SAR (extrapolated) = 0.159 W/kg SAR(1 g) = 0.061 W/kg; SAR(10 g) = 0.024 W/kg Smallest distance from peaks to all points 3 dB below: Larger than measurement grid Ratio of SAR at M2 to SAR at M1 = 39.9% Maximum value of SAR (measured) = 0.0839 W/kg</p> 	

Secondary supply
LTE Band 4

Head	Right cheek
<p>Communication System: UID 0, LTE band 4 (0); Frequency: 1745 MHz;Duty Cycle: 1:1</p> <p>Medium parameters used (interpolated): $f = 1745 \text{ MHz}$; $\sigma = 1.383 \text{ S/m}$; $\epsilon_r = 40.047$; $\rho = 1000 \text{ kg/m}^3$</p> <p>Phantom section: Right Section</p> <p>DASY5 Configuration:</p> <ul style="list-style-type: none"> • Probe: ES3DV3 - SN3127; ConvF(5.12, 5.12, 5.12) @ 1745 MHz; Calibrated: 9/1/2020 • Sensor-Surface: 3mm (Mechanical Surface Detection) • Electronics: DAE4 Sn720; Calibrated: 9/30/2020 • Phantom: 1659; Type: QD 000 P40 CD; Serial: xxxx • Measurement SW: DASY52, Version 52.8 (8); SEMCAD X Version 14.6.14 (7483) <p>rc/lte 4 rc high 22222/Area Scan (8x14x1): Measurement grid: dx=15mm, dy=15mm Maximum value of SAR (measured) = 0.683 W/kg</p> <p>rc/lte 4 rc high 22222/Zoom Scan (5x5x7)/Cube 0: Measurement grid: dx=8mm, dy=8mm, dz=5mm Reference Value = 14.41 V/m; Power Drift = 0.02 dB Peak SAR (extrapolated) = 1.11 W/kg SAR(1 g) = 0.600 W/kg; SAR(10 g) = 0.333 W/kg Smallest distance from peaks to all points 3 dB below = 10.2 mm Ratio of SAR at M2 to SAR at M1 = 61.2% Maximum value of SAR (measured) = 0.703 W/kg</p> 	

LTE Band 7

Hotspot	Bottom
<p>Communication System: UID 0, LTE Band 7 (0); Frequency: 2535 MHz;Duty Cycle: 1:1</p> <p>Medium parameters used (interpolated): $f = 2535$ MHz; $\sigma = 1.888$ S/m; $\epsilon_r = 39.084$; $\rho = 1000$ kg/m³</p> <p>Phantom section: Flat Section</p> <p>DASY5 Configuration:</p> <ul style="list-style-type: none"> • Probe: ES3DV3 - SN3127; ConvF(4.58, 4.58, 4.58) @ 2535 MHz; Calibrated: 9/1/2020 • Sensor-Surface: 3mm (Mechanical Surface Detection) • Electronics: DAE4 Sn720; Calibrated: 9/30/2020 • Phantom: 1659; Type: QD 000 P40 CD; Serial: xxxx • Measurement SW: DASY52, Version 52.8 (8); SEMCAD X Version 14.6.14 (7483) <p>Configuration/BACK LTE B7 21100 2/Area Scan (4x11x1): Measurement grid: dx=12mm, dy=12mm Maximum value of SAR (measured) = 0.969 W/kg</p> <p>Configuration/BACK LTE B7 21100 2/Zoom Scan (5x5x7)/Cube 0: Measurement grid: dx=8mm, dy=8mm, dz=5mm Reference Value = 16.55 V/m; Power Drift = 0.19 dB Peak SAR (extrapolated) = 1.89 W/kg SAR(1 g) = 0.810 W/kg; SAR(10 g) = 0.413 W/kg Smallest distance from peaks to all points 3 dB below = 9.6 mm Ratio of SAR at M2 to SAR at M1 = 47.5% Maximum value of SAR (measured) = 1.18 W/kg</p> 