



Appendix B

E-UTRA Band 4



CONTENT

	Page
1 EFFECTIVE (ISOTROPIC) RADIATED POWER OUTPUT DATA.....	3
2 PEAK-TO-AVERAGE RATIO	15
2.1 FOR LTE	16
2.1.1 <i>Test Band = LTE band4</i>	16
3 MODULATION CHARACTERISTICS	22
3.1 FOR LTE	22
3.1.1 <i>Test Band = LTE band4</i>	22
4 BANDWIDTH	34
4.1 FOR LTE	35
4.1.1 <i>Test Band = LTE band4</i>	35
5 BAND EDGES COMPLIANCE	71
5.1 FOR LTE	71
5.1.1 <i>Test Band = LTE band4</i>	71
6 SPURIOUS EMISSION AT ANTENNA TERMINAL.....	119
6.1 FOR LTE	119
6.1.1 <i>Test Band = LTE band4</i>	119
7 FIELD STRENGTH OF SPURIOUS RADIATION	173
7.1 FOR LTE	173
7.1.1 <i>Test Band = LTE band4</i>	173
8 FREQUENCY STABILITY	174
8.1 FREQUENCY ERROR VS. VOLTAGE	174
8.2 FREQUENCY ERROR VS. TEMPERATURE	175



1 Effective (Isotropic) Radiated Power Output Data

Effective Isotropic Radiated Power of Transmitter (EIRP) for LTE BAND 4

Test Band(LTE)	Test Mode	Test Bandwidth	Test channel	Test RB	Measured (dBm)	EIRP (dBm)	limit (dBm)	Verdict
BAND4	LTE/TM1	1.4M	LCH	RB1#0	22.39	22.39	30.00	PASS
				RB1#2	22.48	22.48	30.00	PASS
				RB1#5	22.37	22.37	30.00	PASS
				RB3#0	21.41	21.41	30.00	PASS
				RB3#2	21.45	21.45	30.00	PASS
				RB3#3	21.48	21.48	30.00	PASS
				RB6#0	21.47	21.47	30.00	PASS
			MCH	RB1#0	22.44	22.44	30.00	PASS
				RB1#2	22.53	22.53	30.00	PASS
				RB1#5	22.45	22.45	30.00	PASS
				RB3#0	21.46	21.46	30.00	PASS
				RB3#2	21.44	21.44	30.00	PASS
				RB3#3	21.46	21.46	30.00	PASS
				RB6#0	21.44	21.44	30.00	PASS
			HCH	RB1#0	22.49	22.49	30.00	PASS
				RB1#2	22.57	22.57	30.00	PASS
				RB1#5	22.51	22.51	30.00	PASS
				RB3#0	21.43	21.43	30.00	PASS
				RB3#2	21.47	21.47	30.00	PASS
				RB3#3	21.41	21.41	30.00	PASS
				RB6#0	21.46	21.46	30.00	PASS



**SGS-CSTC Standards Technical Services Co., Ltd.
Shenzhen Branch**

Report No.: SZEM170800849706

Page: 4 of 176

Test Band(LTE)	Test Mode	Test Bandwidth	Test channel	Test RB	Measured (dBm)	EIRP (dBm)	limit (dBm)	Verdict
BAND4	LTE/TM2	1.4M	LCH	RB1#0	21.47	21.47	30.00	PASS
				RB1#2	21.47	21.47	30.00	PASS
				RB1#5	21.45	21.45	30.00	PASS
				RB3#0	21.45	21.45	30.00	PASS
				RB3#2	21.40	21.40	30.00	PASS
				RB3#3	21.41	21.41	30.00	PASS
				RB6#0	20.51	20.51	30.00	PASS
			MCH	RB1#0	21.45	21.45	30.00	PASS
				RB1#2	21.45	21.45	30.00	PASS
				RB1#5	21.45	21.45	30.00	PASS
				RB3#0	21.48	21.48	30.00	PASS
				RB3#2	21.48	21.48	30.00	PASS
				RB3#3	21.49	21.49	30.00	PASS
				RB6#0	20.57	20.57	30.00	PASS
			HCH	RB1#0	21.40	21.40	30.00	PASS
				RB1#2	21.41	21.41	30.00	PASS
				RB1#5	21.42	21.42	30.00	PASS
				RB3#0	21.46	21.46	30.00	PASS
				RB3#2	21.44	21.44	30.00	PASS
				RB3#3	21.46	21.46	30.00	PASS
				RB6#0	20.56	20.56	30.00	PASS



**SGS-CSTC Standards Technical Services Co., Ltd.
Shenzhen Branch**

Report No.: SZEM170800849706

Page: 5 of 176

Test Band(LTE)	Test Mode	Test Bandwidth	Test channel	Test RB	Measured (dBm)	EIRP (dBm)	limit (dBm)	Verdict
BAND4	LTE/TM1	3M	LCH	RB1#0	22.49	22.49	30.00	PASS
				RB1#7	22.48	22.48	30.00	PASS
				RB1#14	22.45	22.45	30.00	PASS
				RB8#0	21.41	21.41	30.00	PASS
				RB8#4	21.49	21.49	30.00	PASS
				RB8#7	21.47	21.47	30.00	PASS
				RB15#0	21.49	21.49	30.00	PASS
			MCH	RB1#0	22.48	22.48	30.00	PASS
				RB1#7	22.43	22.43	30.00	PASS
				RB1#14	22.44	22.44	30.00	PASS
				RB8#0	21.41	21.41	30.00	PASS
				RB8#4	21.41	21.41	30.00	PASS
				RB8#7	21.48	21.48	30.00	PASS
				RB15#0	21.40	21.40	30.00	PASS
			HCH	RB1#0	22.41	22.41	30.00	PASS
				RB1#7	22.44	22.44	30.00	PASS
				RB1#14	22.49	22.49	30.00	PASS
				RB8#0	21.48	21.48	30.00	PASS
				RB8#4	21.43	21.43	30.00	PASS
				RB8#7	21.43	21.43	30.00	PASS
				RB15#0	21.44	21.44	30.00	PASS



**SGS-CSTC Standards Technical Services Co., Ltd.
Shenzhen Branch**

Report No.: SZEM170800849706

Page: 6 of 176

Test Band(LTE)	Test Mode	Test Bandwidth	Test channel	Test RB	Measured (dBm)	EIRP (dBm)	limit (dBm)	Verdict
BAND4	LTE/TM2	3M	LCH	RB1#0	21.48	21.48	30.00	PASS
				RB1#7	21.45	21.45	30.00	PASS
				RB1#14	21.41	21.41	30.00	PASS
				RB8#0	20.62	20.62	30.00	PASS
				RB8#4	20.59	20.59	30.00	PASS
				RB8#7	20.58	20.58	30.00	PASS
				RB15#0	20.56	20.56	30.00	PASS
			MCH	RB1#0	21.46	21.46	30.00	PASS
				RB1#7	21.44	21.44	30.00	PASS
				RB1#14	21.45	21.45	30.00	PASS
				RB8#0	20.73	20.73	30.00	PASS
				RB8#4	20.71	20.71	30.00	PASS
				RB8#7	20.70	20.70	30.00	PASS
				RB15#0	20.67	20.67	30.00	PASS
			HCH	RB1#0	21.41	21.41	30.00	PASS
				RB1#7	21.43	21.43	30.00	PASS
				RB1#14	21.49	21.49	30.00	PASS
				RB8#0	20.66	20.66	30.00	PASS
				RB8#4	20.66	20.66	30.00	PASS
				RB8#7	20.69	20.69	30.00	PASS
				RB15#0	20.65	20.65	30.00	PASS



**SGS-CSTC Standards Technical Services Co., Ltd.
Shenzhen Branch**

Report No.: SZEM170800849706

Page: 7 of 176

Test Band(LTE)	Test Mode	Test Bandwidth	Test channel	Test RB	Measured (dBm)	EIRP (dBm)	limit (dBm)	Verdict
BAND4	LTE/TM1	5M	LCH	RB1#0	22.48	22.48	30.00	PASS
				RB1#13	22.48	22.48	30.00	PASS
				RB1#24	22.41	22.41	30.00	PASS
				RB12#0	21.46	21.46	30.00	PASS
				RB12#6	21.44	21.44	30.00	PASS
				RB12#13	21.42	21.42	30.00	PASS
				RB25#0	21.49	21.49	30.00	PASS
			MCH	RB1#0	22.46	22.46	30.00	PASS
				RB1#13	22.49	22.49	30.00	PASS
				RB1#24	22.40	22.40	30.00	PASS
				RB12#0	21.43	21.43	30.00	PASS
				RB12#6	21.44	21.44	30.00	PASS
				RB12#13	21.43	21.43	30.00	PASS
				RB25#0	21.49	21.49	30.00	PASS
			HCH	RB1#0	22.44	22.44	30.00	PASS
				RB1#13	22.45	22.45	30.00	PASS
				RB1#24	22.42	22.42	30.00	PASS
				RB12#0	21.41	21.41	30.00	PASS
				RB12#6	21.40	21.40	30.00	PASS
				RB12#13	21.42	21.42	30.00	PASS
				RB25#0	21.49	21.49	30.00	PASS



**SGS-CSTC Standards Technical Services Co., Ltd.
Shenzhen Branch**

Report No.: SZEM170800849706

Page: 8 of 176

Test Band(LTE)	Test Mode	Test Bandwidth	Test channel	Test RB	Measured (dBm)	EIRP (dBm)	limit (dBm)	Verdict
BAND4	LTE/TM2	5M	LCH	RB1#0	21.49	21.49	30.00	PASS
				RB1#13	21.44	21.44	30.00	PASS
				RB1#24	21.46	21.46	30.00	PASS
				RB12#0	20.61	20.61	30.00	PASS
				RB12#6	20.59	20.59	30.00	PASS
				RB12#13	20.58	20.58	30.00	PASS
				RB25#0	20.56	20.56	30.00	PASS
			MCH	RB1#0	21.45	21.45	30.00	PASS
				RB1#13	21.49	21.49	30.00	PASS
				RB1#24	21.40	21.40	30.00	PASS
				RB12#0	20.68	20.68	30.00	PASS
				RB12#6	20.70	20.70	30.00	PASS
				RB12#13	20.67	20.67	30.00	PASS
				RB25#0	20.65	20.65	30.00	PASS
			HCH	RB1#0	21.46	21.46	30.00	PASS
				RB1#13	21.49	21.49	30.00	PASS
				RB1#24	21.48	21.48	30.00	PASS
				RB12#0	20.65	20.65	30.00	PASS
				RB12#6	20.65	20.65	30.00	PASS
				RB12#13	20.66	20.66	30.00	PASS
				RB25#0	20.62	20.62	30.00	PASS



**SGS-CSTC Standards Technical Services Co., Ltd.
Shenzhen Branch**

Report No.: SZEM170800849706

Page: 9 of 176

Test Band(LTE)	Test Mode	Test Bandwidth	Test channel	Test RB	Measured (dBm)	EIRP (dBm)	limit (dBm)	Verdict
BAND4	LTE/TM1	10M	LCH	RB1#0	22.47	22.47	30.00	PASS
				RB1#25	22.38	22.38	30.00	PASS
				RB1#49	22.34	22.34	30.00	PASS
				RB25#0	21.46	21.46	30.00	PASS
				RB25#13	21.44	21.44	30.00	PASS
				RB25#25	21.41	21.41	30.00	PASS
				RB50#0	21.48	21.48	30.00	PASS
			MCH	RB1#0	22.48	22.48	30.00	PASS
				RB1#25	22.45	22.45	30.00	PASS
				RB1#49	22.44	22.44	30.00	PASS
				RB25#0	21.49	21.49	30.00	PASS
				RB25#13	21.40	21.40	30.00	PASS
				RB25#25	21.40	21.40	30.00	PASS
				RB50#0	21.42	21.42	30.00	PASS
			HCH	RB1#0	22.41	22.41	30.00	PASS
				RB1#25	22.40	22.40	30.00	PASS
				RB1#49	22.43	22.43	30.00	PASS
				RB25#0	21.45	21.45	30.00	PASS
				RB25#13	21.44	21.44	30.00	PASS
				RB25#25	21.43	21.43	30.00	PASS
				RB50#0	21.40	21.40	30.00	PASS



**SGS-CSTC Standards Technical Services Co., Ltd.
Shenzhen Branch**

Report No.: SZEM170800849706

Page: 10 of 176

Test Band(LTE)	Test Mode	Test Bandwidth	Test channel	Test RB	Measured (dBm)	EIRP (dBm)	limit (dBm)	Verdict
BAND4	LTE/TM2	10M	LCH	RB1#0	21.46	21.46	30.00	PASS
				RB1#25	21.48	21.48	30.00	PASS
				RB1#49	21.44	21.44	30.00	PASS
				RB25#0	20.48	20.48	30.00	PASS
				RB25#13	20.43	20.43	30.00	PASS
				RB25#25	20.43	20.43	30.00	PASS
				RB50#0	20.48	20.48	30.00	PASS
			MCH	RB1#0	21.48	21.48	30.00	PASS
				RB1#25	21.49	21.49	30.00	PASS
				RB1#49	21.44	21.44	30.00	PASS
				RB25#0	20.52	20.52	30.00	PASS
				RB25#13	20.52	20.52	30.00	PASS
				RB25#25	20.49	20.49	30.00	PASS
				RB50#0	20.54	20.54	30.00	PASS
			HCH	RB1#0	21.48	21.48	30.00	PASS
				RB1#25	21.45	21.45	30.00	PASS
				RB1#49	21.41	21.41	30.00	PASS
				RB25#0	20.46	20.46	30.00	PASS
				RB25#13	20.44	20.44	30.00	PASS
				RB25#25	20.43	20.43	30.00	PASS
				RB50#0	20.50	20.50	30.00	PASS



**SGS-CSTC Standards Technical Services Co., Ltd.
Shenzhen Branch**

Report No.: SZEM170800849706

Page: 11 of 176

Test Band(LTE)	Test Mode	Test Bandwidth	Test channel	Test RB	Measured (dBm)	EIRP (dBm)	limit (dBm)	Verdict
BAND4	LTE/TM1	15M	LCH	RB1#0	22.44	22.44	30.00	PASS
				RB1#38	22.34	22.34	30.00	PASS
				RB1#74	22.32	22.32	30.00	PASS
				RB36#0	21.46	21.46	30.00	PASS
				RB36#18	21.41	21.41	30.00	PASS
				RB36#39	21.39	21.39	30.00	PASS
				RB75#0	21.43	21.43	30.00	PASS
			MCH	RB1#0	22.43	22.43	30.00	PASS
				RB1#38	22.43	22.43	30.00	PASS
				RB1#74	22.39	22.39	30.00	PASS
				RB36#0	21.49	21.49	30.00	PASS
				RB36#18	21.48	21.48	30.00	PASS
				RB36#39	21.49	21.49	30.00	PASS
				RB75#0	21.46	21.46	30.00	PASS
			HCH	RB1#0	22.42	22.42	30.00	PASS
				RB1#38	22.33	22.33	30.00	PASS
				RB1#74	22.40	22.40	30.00	PASS
				RB36#0	21.45	21.45	30.00	PASS
				RB36#18	21.44	21.44	30.00	PASS
				RB36#39	21.40	21.40	30.00	PASS
				RB75#0	21.44	21.44	30.00	PASS



**SGS-CSTC Standards Technical Services Co., Ltd.
Shenzhen Branch**

Report No.: SZEM170800849706

Page: 12 of 176

Test Band(LTE)	Test Mode	Test Bandwidth	Test channel	Test RB	Measured (dBm)	EIRP (dBm)	limit (dBm)	Verdict
BAND4	LTE/TM2	15M	LCH	RB1#0	21.47	21.47	30.00	PASS
				RB1#38	21.46	21.46	30.00	PASS
				RB1#74	21.45	21.45	30.00	PASS
				RB36#0	20.48	20.48	30.00	PASS
				RB36#18	20.44	20.44	30.00	PASS
				RB36#39	20.42	20.42	30.00	PASS
				RB75#0	20.45	20.45	30.00	PASS
			MCH	RB1#0	21.44	21.44	30.00	PASS
				RB1#38	21.48	21.48	30.00	PASS
				RB1#74	21.42	21.42	30.00	PASS
				RB36#0	20.51	20.51	30.00	PASS
				RB36#18	20.52	20.52	30.00	PASS
				RB36#39	20.52	20.52	30.00	PASS
				RB75#0	20.50	20.50	30.00	PASS
			HCH	RB1#0	21.45	21.45	30.00	PASS
				RB1#38	21.43	21.43	30.00	PASS
				RB1#74	21.41	21.41	30.00	PASS
				RB36#0	20.49	20.49	30.00	PASS
				RB36#18	20.45	20.45	30.00	PASS
				RB36#39	20.44	20.44	30.00	PASS
				RB75#0	20.44	20.44	30.00	PASS



SGS-CSTC Standards Technical Services Co., Ltd.
Shenzhen Branch

Report No.: SZEM170800849706

Page: 13 of 176

Test Band(LTE)	Test Mode	Test Bandwidth	Test channel	Test RB	Measured (dBm)	EIRP (dBm)	limit (dBm)	Verdict
BAND4	LTE/TM1	20M	LCH	RB1#0	22.61	22.61	30.00	PASS
				RB1#50	22.41	22.41	30.00	PASS
				RB1#99	22.45	22.45	30.00	PASS
				RB50#0	21.41	21.41	30.00	PASS
				RB50#25	21.38	21.38	30.00	PASS
				RB50#50	21.43	21.43	30.00	PASS
				RB100#0	21.42	21.42	30.00	PASS
			MCH	RB1#0	22.59	22.59	30.00	PASS
				RB1#50	22.54	22.54	30.00	PASS
				RB1#99	22.55	22.55	30.00	PASS
				RB50#0	21.45	21.45	30.00	PASS
				RB50#25	21.44	21.44	30.00	PASS
				RB50#50	21.47	21.47	30.00	PASS
				RB100#0	21.47	21.47	30.00	PASS
			HCH	RB1#0	22.65	22.65	30.00	PASS
				RB1#50	22.51	22.51	30.00	PASS
				RB1#99	22.56	22.56	30.00	PASS
				RB50#0	21.54	21.54	30.00	PASS
				RB50#25	21.45	21.45	30.00	PASS
				RB50#50	21.49	21.49	30.00	PASS
				RB100#0	21.46	21.46	30.00	PASS



**SGS-CSTC Standards Technical Services Co., Ltd.
Shenzhen Branch**

Report No.: SZEM170800849706
Page: 14 of 176

Test Band(LTE)	Test Mode	Test Bandwidth	Test channel	Test RB	Measured (dBm)	EIRP (dBm)	limit (dBm)	Verdict
BAND4	LTE/TM2	20M	LCH	RB1#0	22.04	22.04	30.00	PASS
				RB1#50	21.87	21.87	30.00	PASS
				RB1#99	21.74	21.74	30.00	PASS
				RB50#0	20.43	20.43	30.00	PASS
				RB50#25	20.36	20.36	30.00	PASS
				RB50#50	20.40	20.40	30.00	PASS
				RB100#0	20.38	20.38	30.00	PASS
			MCH	RB1#0	21.65	21.65	30.00	PASS
				RB1#50	21.75	21.75	30.00	PASS
				RB1#99	22.01	22.01	30.00	PASS
				RB50#0	20.48	20.48	30.00	PASS
				RB50#25	20.46	20.46	30.00	PASS
				RB50#50	20.43	20.43	30.00	PASS
				RB100#0	20.43	20.43	30.00	PASS
			HCH	RB1#0	21.80	21.80	30.00	PASS
				RB1#50	21.63	21.63	30.00	PASS
				RB1#99	21.69	21.69	30.00	PASS
				RB50#0	20.45	20.45	30.00	PASS
				RB50#25	20.39	20.39	30.00	PASS
				RB50#50	20.45	20.45	30.00	PASS
				RB100#0	20.47	20.47	30.00	PASS

Note:

a: For getting the EIRP (Efficient Isotropic Radiated Power) in substitution method, the following formula should be taken to calculate it,

$$\text{EIRP [dBm]} = \text{SGP [dBm]} - \text{Cable Loss [dB]} + \text{Gain [dBi]}$$

b: SGP=Signal Generator Level

c: RBW > emission bandwidth, VBW > 3 x RBW.

Detector: RMS



2 Peak-to-Average Ratio

Part I - Test Results

Test Band	Test Mode	Test Channel	Measured[dB]	Limit [dB]	Verdict
Band 4	TM1/20M	LCH	4.96	13	PASS
		MCH	4.99	13	PASS
		HCH	5.04	13	PASS
	TM2/20M	LCH	5.86	13	PASS
		MCH	5.83	13	PASS
		HCH	5.86	13	PASS



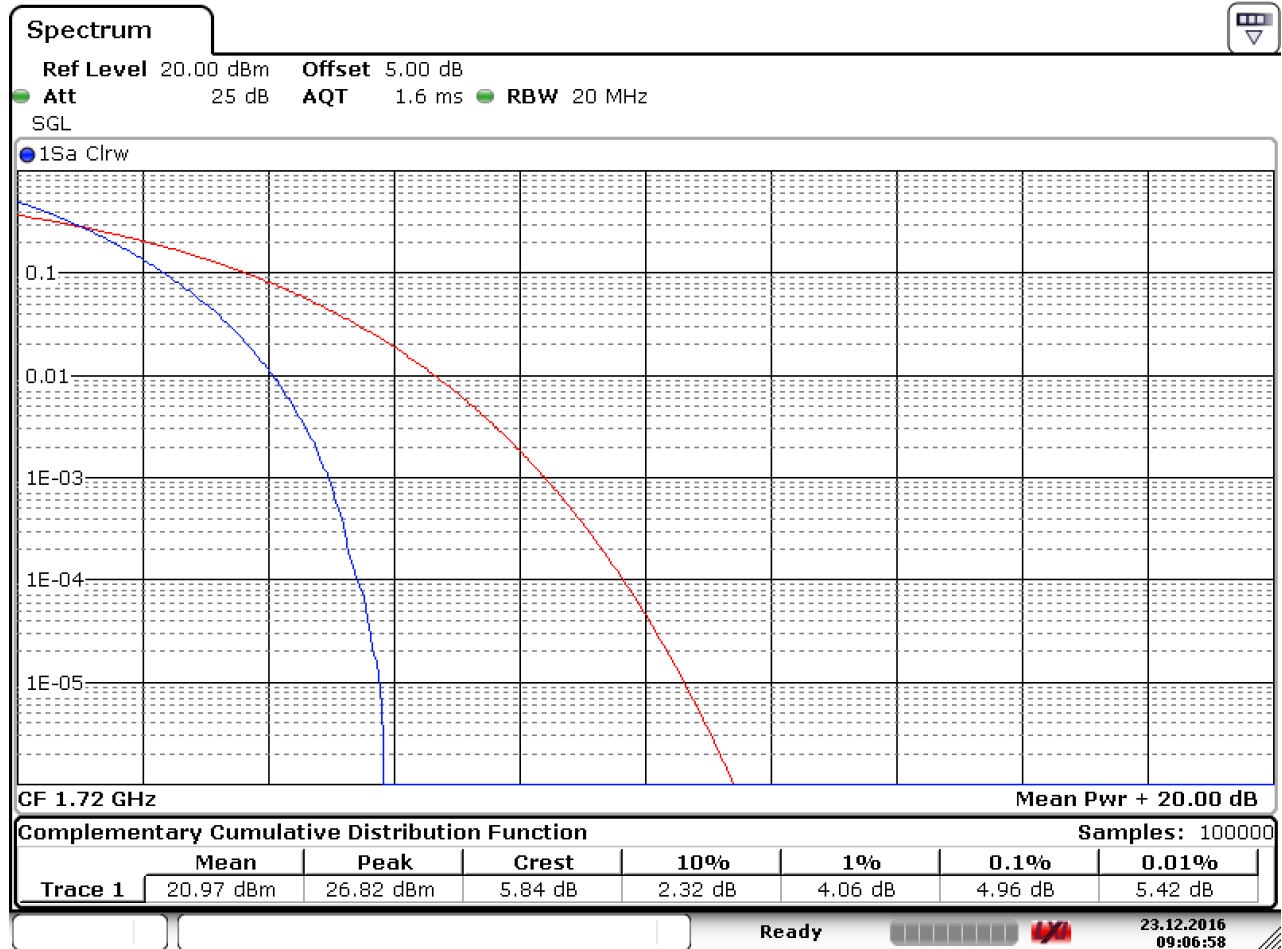
Part II - Test Plots

2.1 For LTE

2.1.1 Test Band = LTE band4

2.1.1.1 Test Mode = LTE/TM1.Bandwidth=20MHz

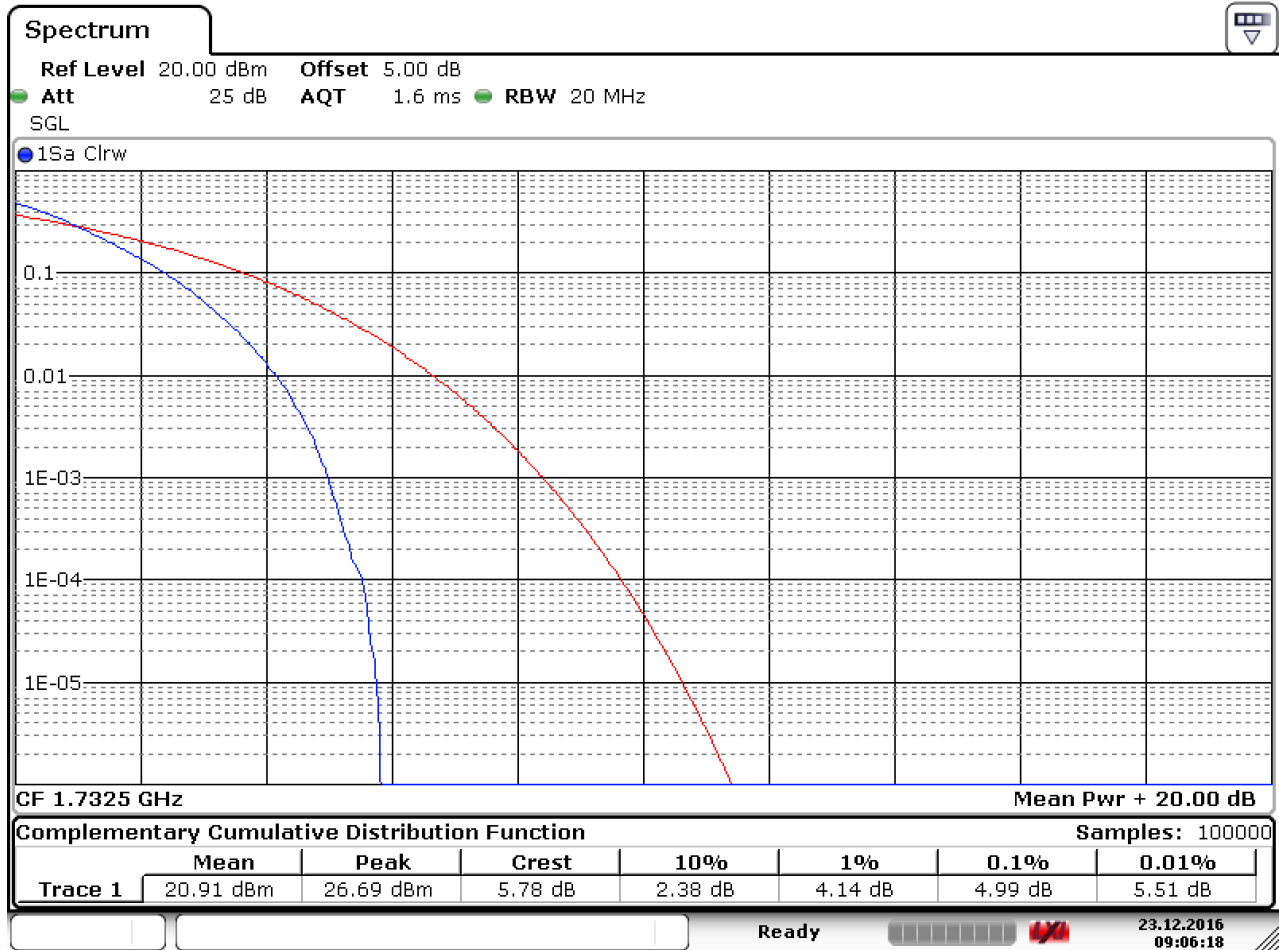
2.1.1.1.1 Test Channel = LCH



Date: 23.DEC.2016 09:06:58



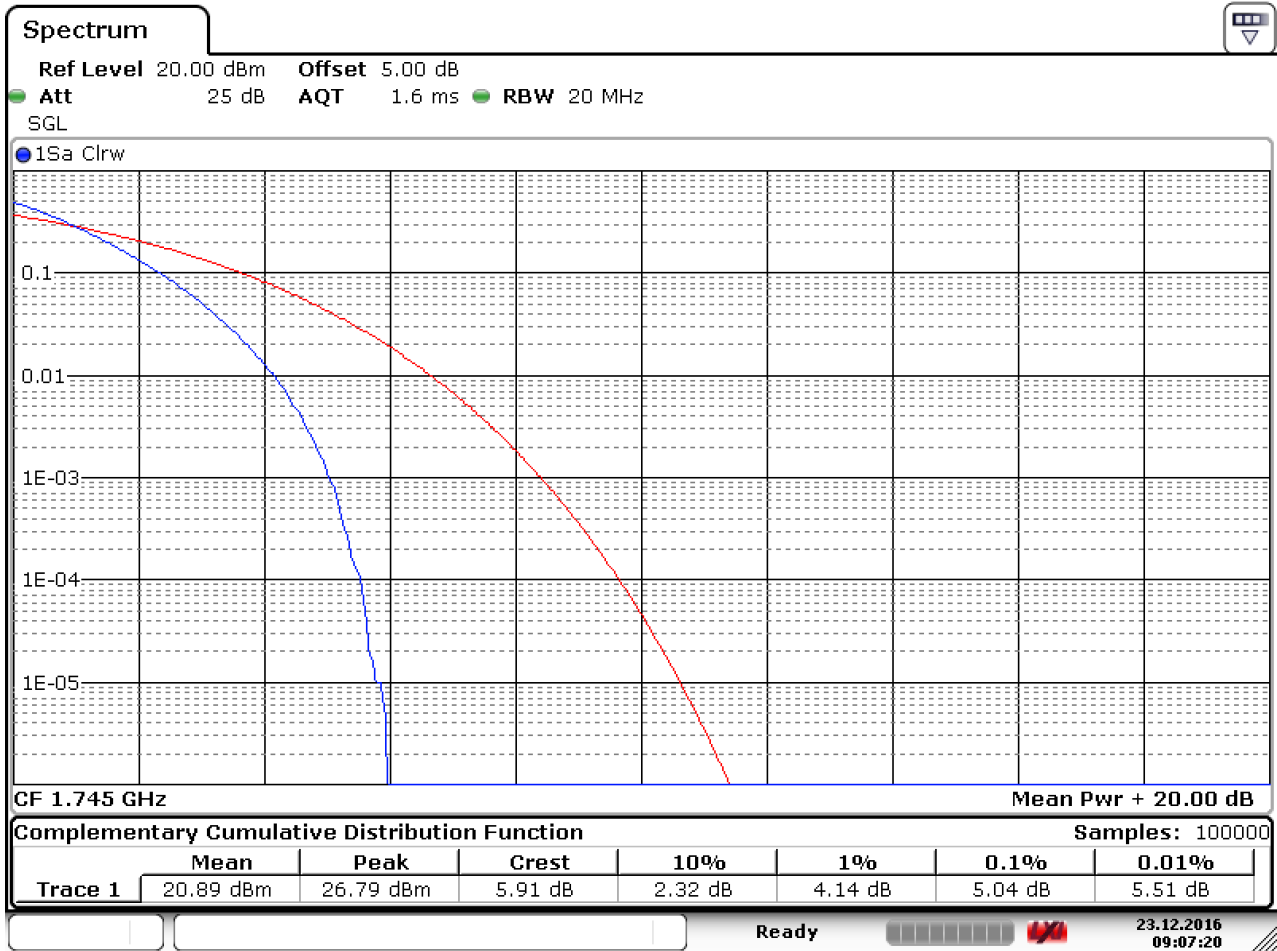
2.1.1.1.2 Test Channel = MCH



Date: 23.DEC.2016 09:06:19



2.1.1.1.3 Test Channel = HCH

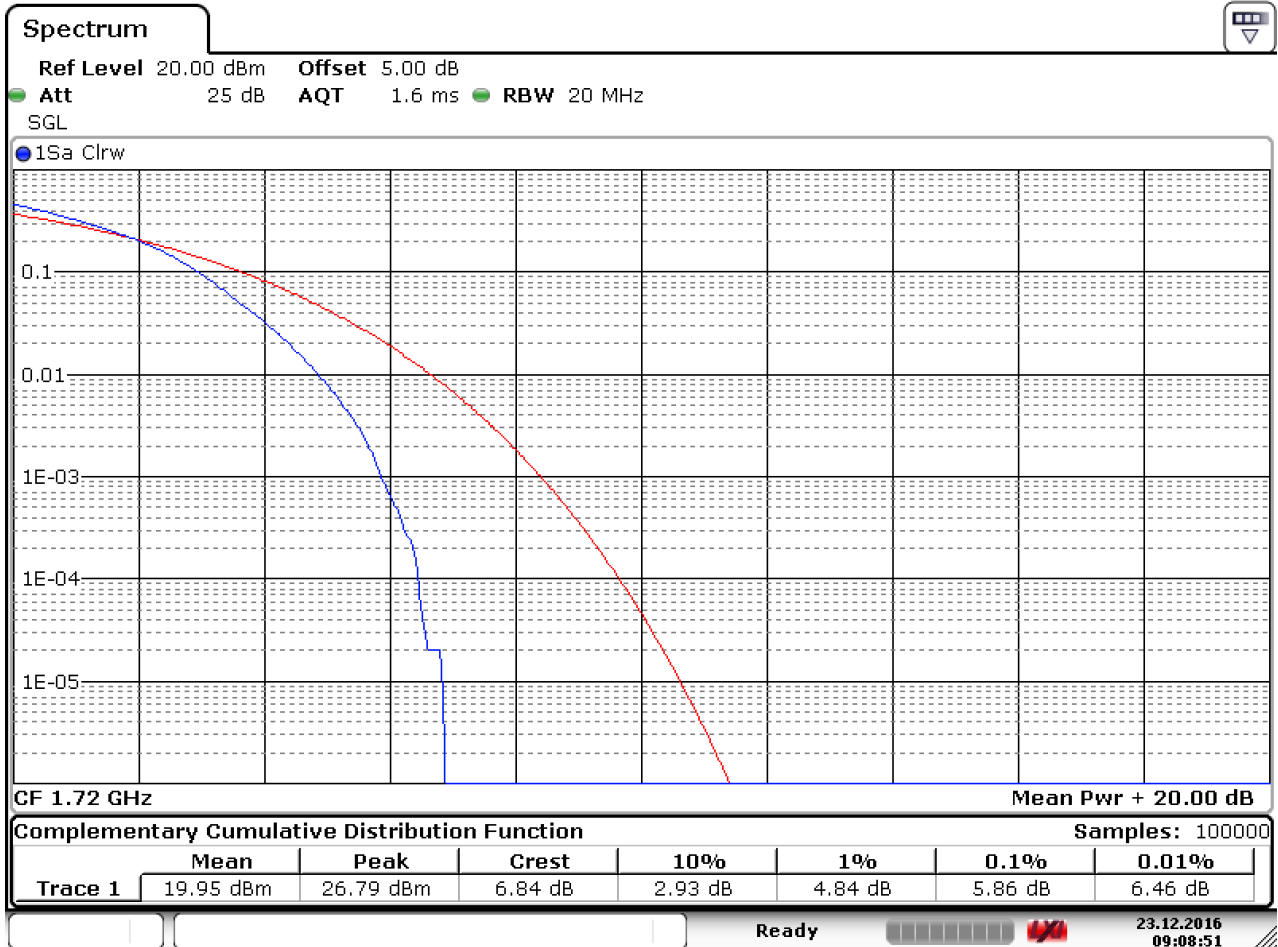


Date: 23.DEC.2016 09:07:20



2.1.1.2 Test Mode = LTE/TM2.Bandwidth=20MHz

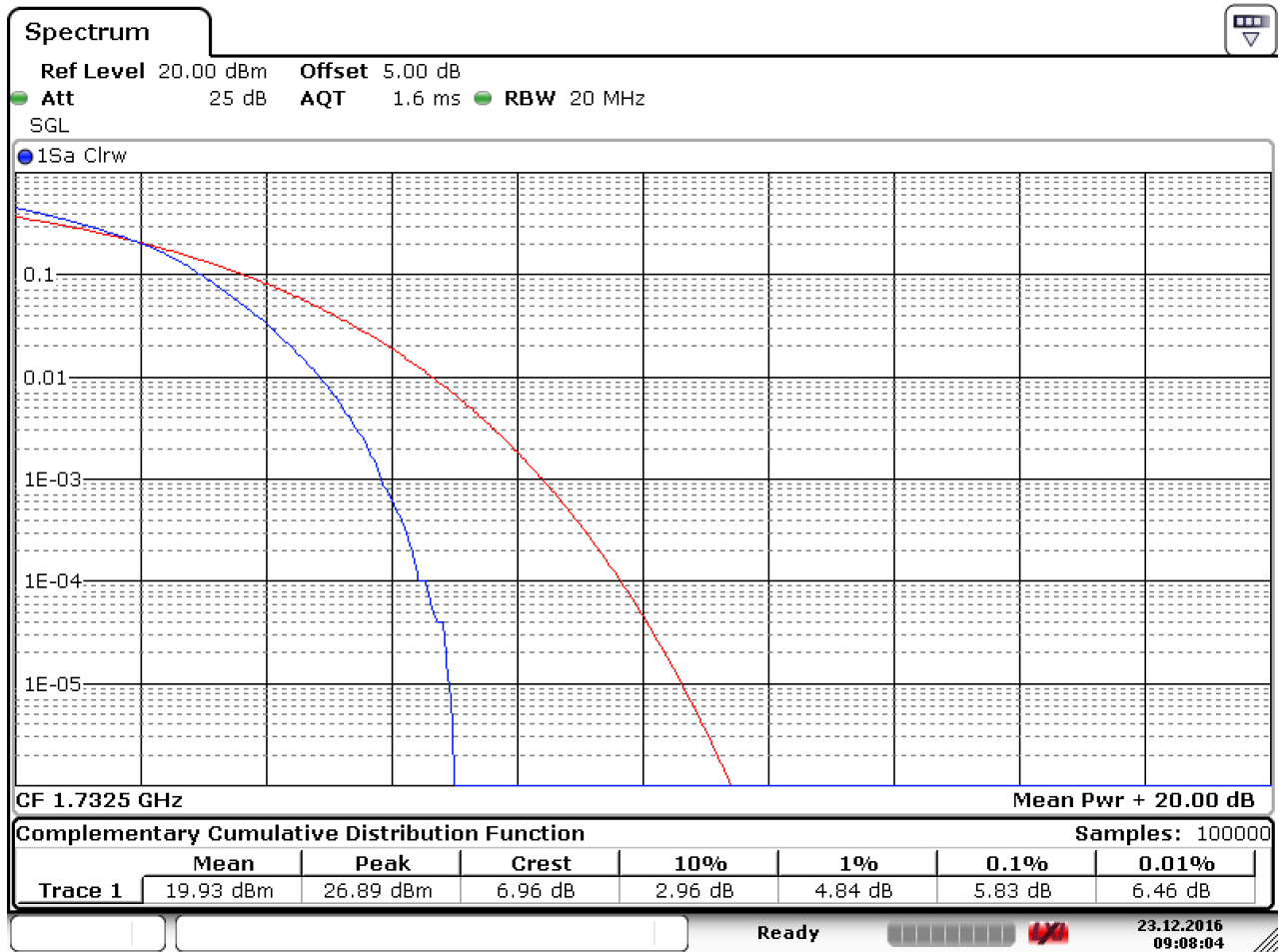
2.1.1.2.1 Test Channel = LCH



Date: 23.DEC.2016 09:08:52



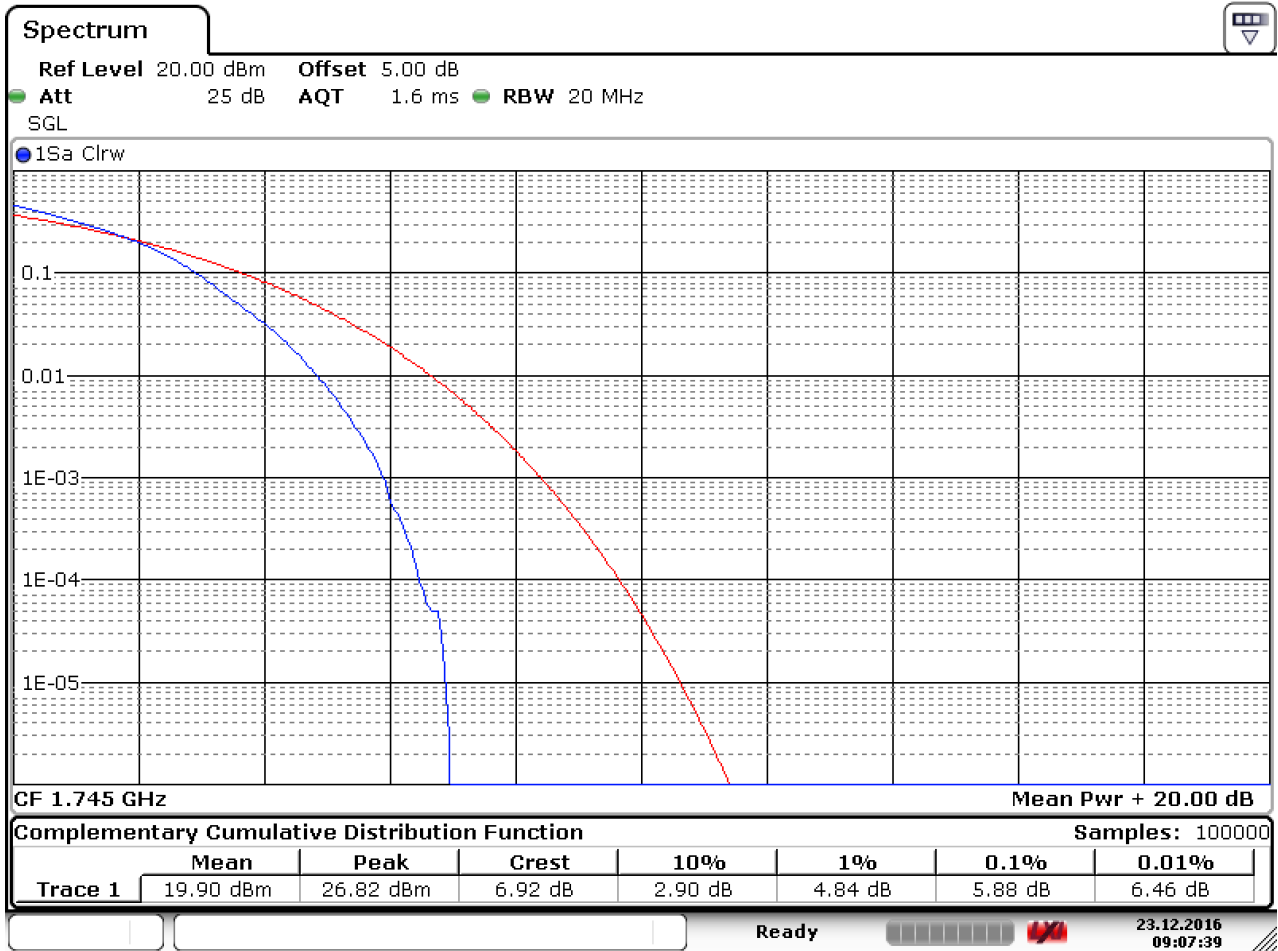
2.1.1.2.2 Test Channel = MCH



Date: 23.DEC.2016 09:08:05



2.1.1.2.3 Test Channel = HCH



Date: 23.DEC.2016 09:07:40

3 Modulation Characteristics

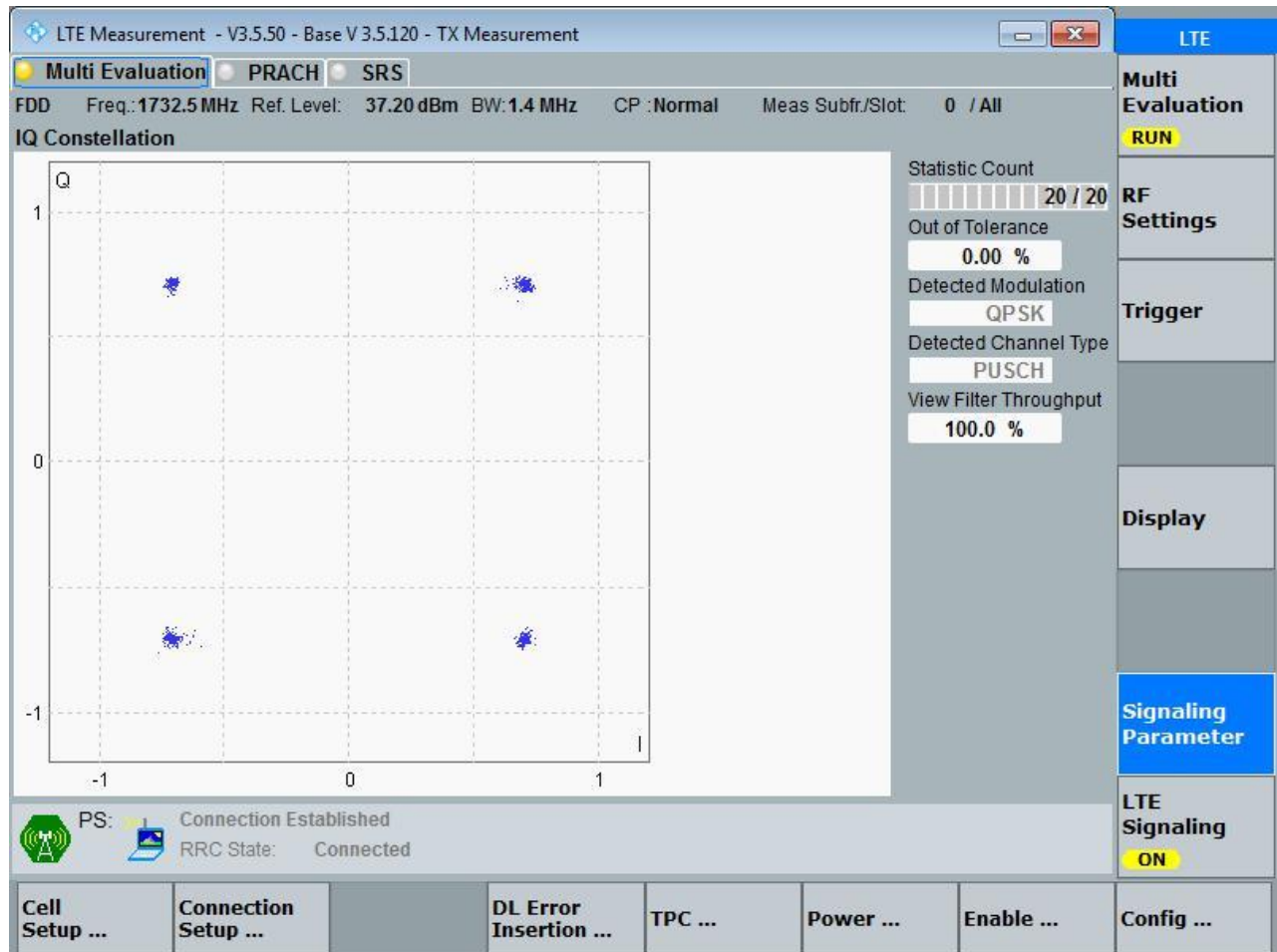
Part I - Test Plots

3.1 For LTE

3.1.1 Test Band = LTE band4

3.1.1.1 Test Mode = LTE /TM1 1.4MHz

3.1.1.1.1 Test Channel = MCH





3.1.1.2 Test Mode = LTE /TM1 3MHz

3.1.1.2.1 Test Channel = MCH

The screenshot displays the LTE Measurement software interface. The main window is titled "LTE Measurement - V3.5.50 - Base V 3.5.120 - TX Measurement". It features a "Multi Evaluation" tab and a "PRACH" radio button. The status bar shows "FDD Freq.: 1732.5 MHz Ref. Level: 38.20 dBm BW: 3.0 MHz CP: Normal Meas Subfr./Slot: 0 / All".

The central "IQ Constellation" plot shows a 2D scatter plot with the vertical axis labeled "Q" and the horizontal axis labeled "I". Both axes range from -1 to 1. Four distinct clusters of blue data points are visible, representing the four quadrants of a QPSK modulation scheme.

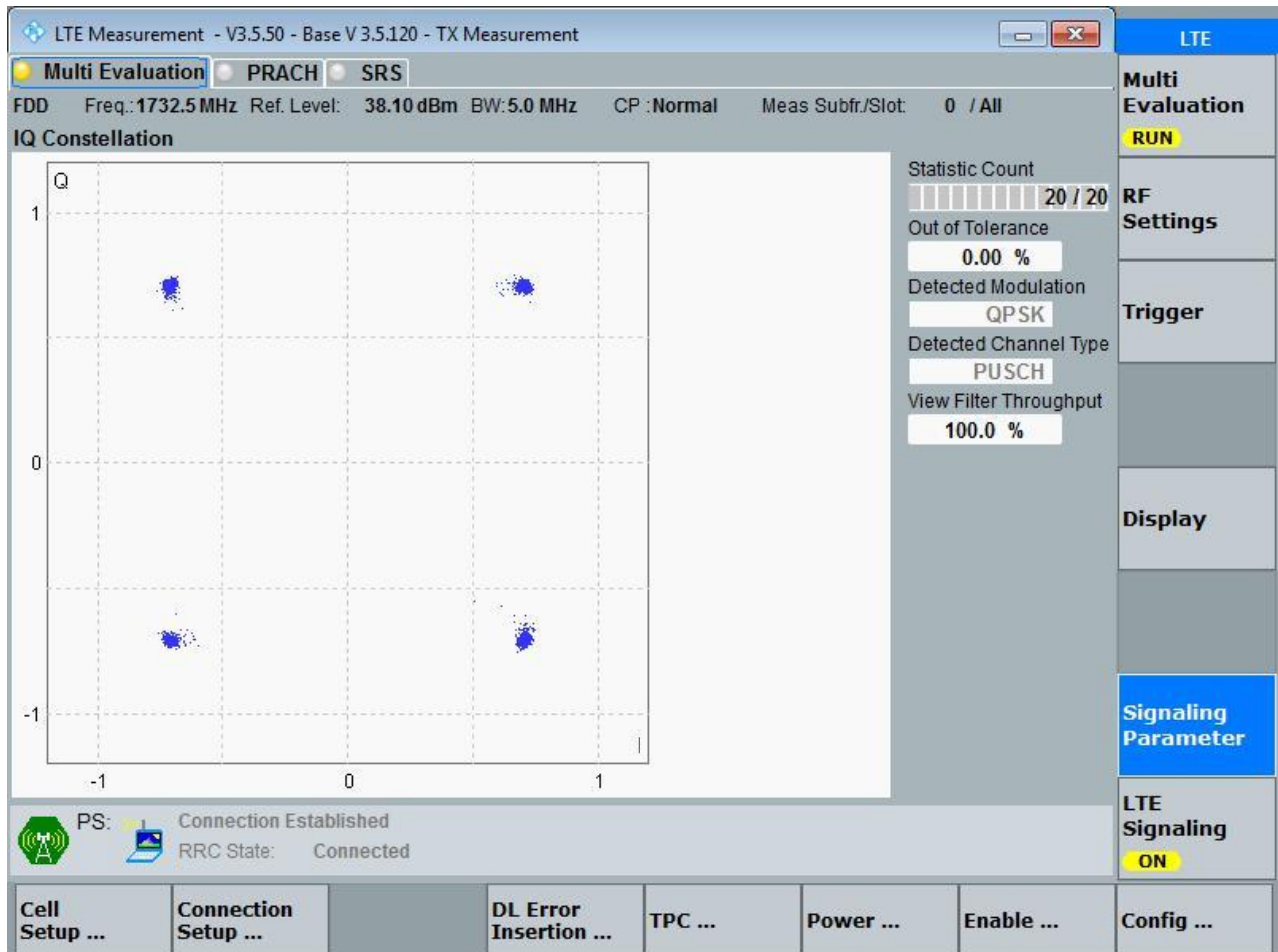
On the right side, a "Statistic Count" section shows a progress bar for "20 / 20" and "Out of Tolerance" at "0.00 %". Below this, "Detected Modulation" is "QPSK" and "Detected Channel Type" is "PUSCH". "View Filter Throughput" is "100.0 %".

The bottom status bar indicates "PS: Connection Established" and "RRC State: Connected". A bottom navigation bar contains buttons for "Cell Setup ...", "Connection Setup ...", "DL Error Insertion ...", "TPC ...", "Power ...", "Enable ...", and "Config ...".

On the far right, a vertical sidebar contains several control buttons: "LTE", "Multi Evaluation", "RUN", "RF Settings", "Trigger", "Display", "Signaling Parameter", "LTE Signaling", and "ON".

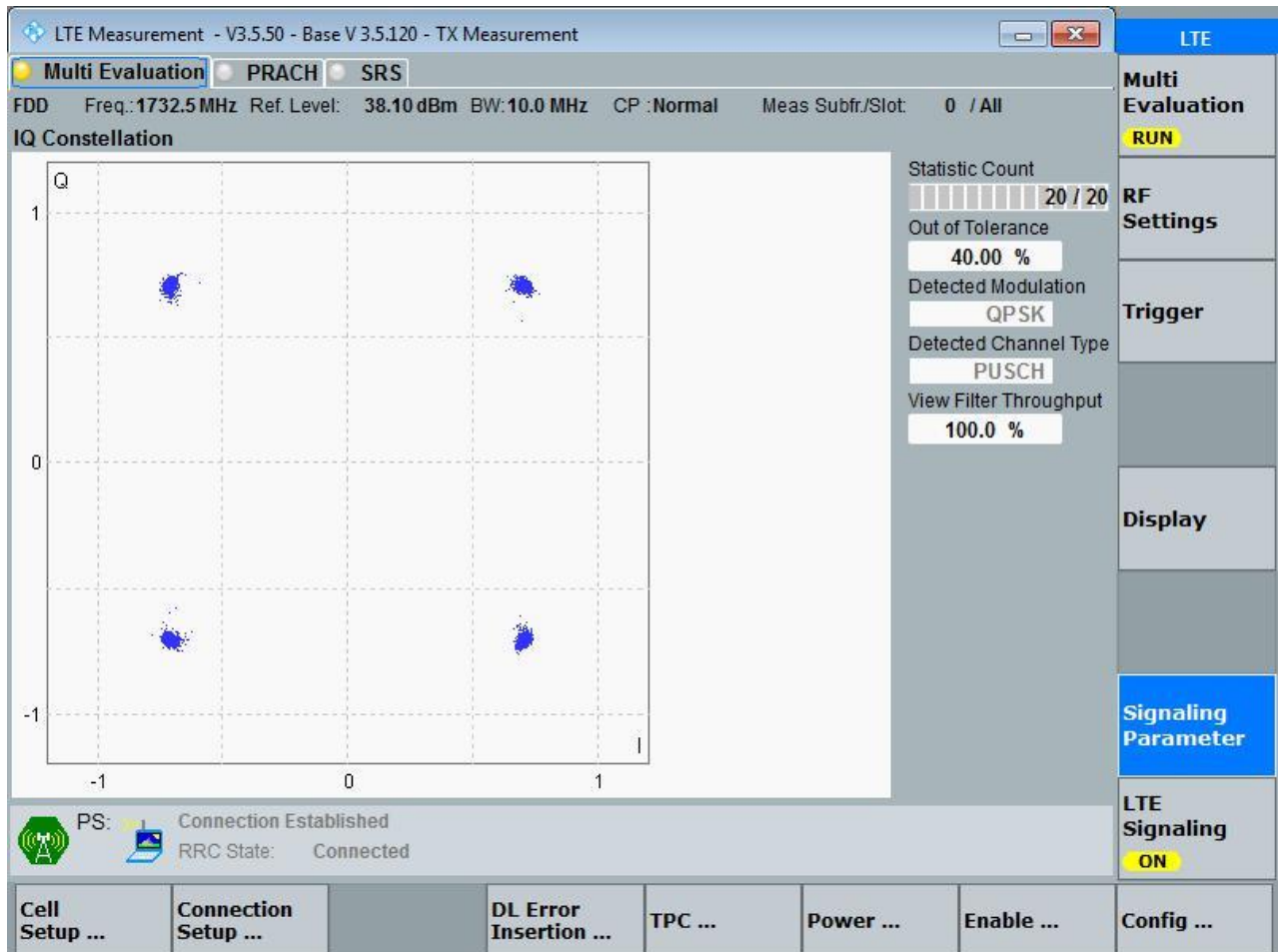
3.1.1.3 Test Mode = LTE /TM1 5MHz

3.1.1.3.1 Test Channel = MCH



3.1.1.4 Test Mode = LTE /TM1 10MHz

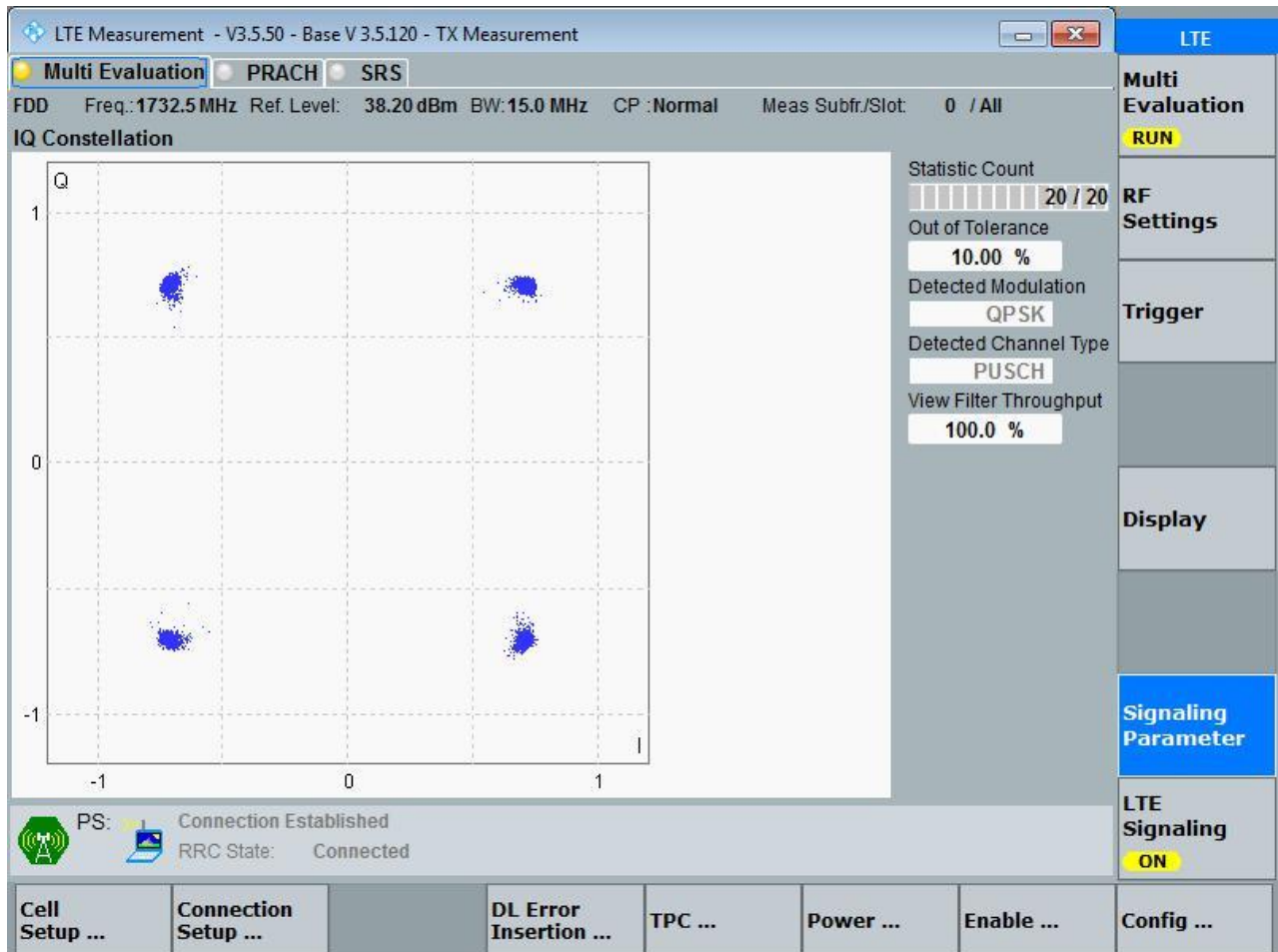
3.1.1.4.1 Test Channel = MCH



The screenshot displays the LTE Measurement software interface. The main window shows the 'IQ Constellation' plot with four clusters of blue dots representing QPSK modulation. The axes are labeled 'Q' (vertical) and 'I' (horizontal), ranging from -1 to 1. To the right of the plot, the 'Statistic Count' is 20/20, 'Out of Tolerance' is 40.00%, 'Detected Modulation' is QPSK, 'Detected Channel Type' is PUSCH, and 'View Filter Throughput' is 100.0%. The interface includes a top menu bar with 'Multi Evaluation', 'PRACH', and 'SRS' options. Below the plot, the status bar shows 'PS: Connection Established' and 'RRC State: Connected'. At the bottom, there are several configuration buttons: 'Cell Setup ...', 'Connection Setup ...', 'DL Error Insertion ...', 'TPC ...', 'Power ...', 'Enable ...', and 'Config ...'. On the far right, a vertical sidebar contains buttons for 'LTE', 'Multi Evaluation', 'RF Settings', 'Trigger', 'Display', 'Signaling Parameter', and 'LTE Signaling'.

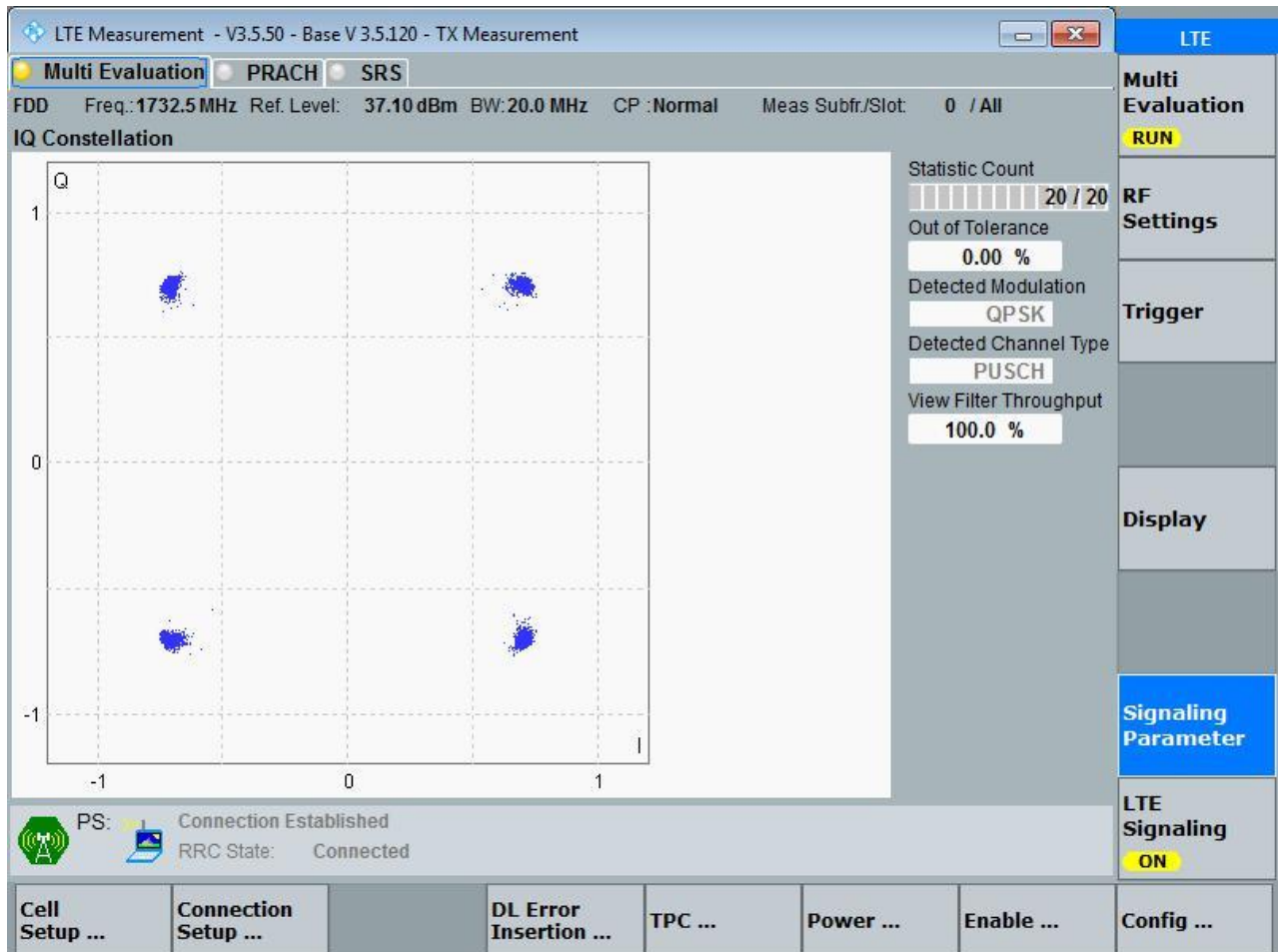
3.1.1.5 Test Mode = LTE /TM1 15MHz

3.1.1.5.1 Test Channel = MCH



The screenshot displays the 'LTE Measurement' software interface. The main window shows an 'IQ Constellation' plot with four clusters of blue dots in a square pattern, indicating QPSK modulation. The axes are labeled 'Q' (vertical) and 'I' (horizontal), ranging from -1 to 1. To the right of the plot, a 'Statistic Count' bar shows 20/20. Below this, 'Out of Tolerance' is set to 10.00%, 'Detected Modulation' is QPSK, 'Detected Channel Type' is PUSCH, and 'View Filter Throughput' is 100.0%. The interface includes a top menu bar with 'Multi Evaluation', 'PRACH', and 'SRS' options. A status bar at the bottom indicates 'PS: Connection Established' and 'RRC State: Connected'. A vertical sidebar on the right contains buttons for 'LTE', 'Multi Evaluation', 'RF Settings', 'Trigger', 'Display', 'Signaling Parameter', and 'LTE Signaling'. At the bottom, there are several configuration buttons: 'Cell Setup ...', 'Connection Setup ...', 'DL Error Insertion ...', 'TPC ...', 'Power ...', 'Enable ...', and 'Config ...'.

3.1.1.6 Test Mode = LTE /TM1 20MHz
3.1.1.6.1 Test Channel = MCH



The screenshot displays the 'LTE Measurement' software interface. The main window shows 'IQ Constellation' with a scatter plot of blue dots forming a square pattern on a grid from -1 to 1 on both axes. The plot is labeled 'Q' at the top and 'I' at the right. To the right of the plot, a 'Statistic Count' bar shows 20/20, 'Out of Tolerance' is 0.00%, 'Detected Modulation' is QPSK, 'Detected Channel Type' is PUSCH, and 'View Filter Throughput' is 100.0%. The interface includes a top menu bar with 'Multi Evaluation', 'PRACH', and 'SRS' options. Below the plot, it shows 'FDD Freq.: 1732.5 MHz Ref. Level: 37.10 dBm BW: 20.0 MHz CP: Normal Meas Subfr/Slot: 0 / All'. A status bar at the bottom indicates 'PS: Connection Established' and 'RRC State: Connected'. On the right side, there is a vertical toolbar with buttons for 'LTE', 'Multi Evaluation', 'RF Settings', 'Trigger', 'Display', 'Signaling Parameter', and 'LTE Signaling'. At the very bottom, there are several configuration buttons: 'Cell Setup ...', 'Connection Setup ...', 'DL Error Insertion ...', 'TPC ...', 'Power ...', 'Enable ...', and 'Config ...'.



3.1.1.7 Test Mode = LTE /TM2 1.4MHz
3.1.1.7.1 Test Channel = MCH

LTE Measurement - V3.5.50 - Base V 3.5.120 - TX Measurement
☰ ☒

Multi Evaluation
PRACH
SRS

FDD
Freq.: 1732.5 MHz
Ref. Level: 37.20 dBm
BW: 1.4 MHz
CP: Normal
Meas Subfr./Slot: 0 / All

IQ Constellation

Statistic Count

20 / 20

Out of Tolerance

0.00 %

Detected Modulation

16-QAM

Detected Channel Type

PUSCH

View Filter Throughput

100.0 %

PS: Connection Established

RRC State: Connected

LTE

Multi Evaluation

RUN

RF Settings

Trigger

Display

Signaling Parameter

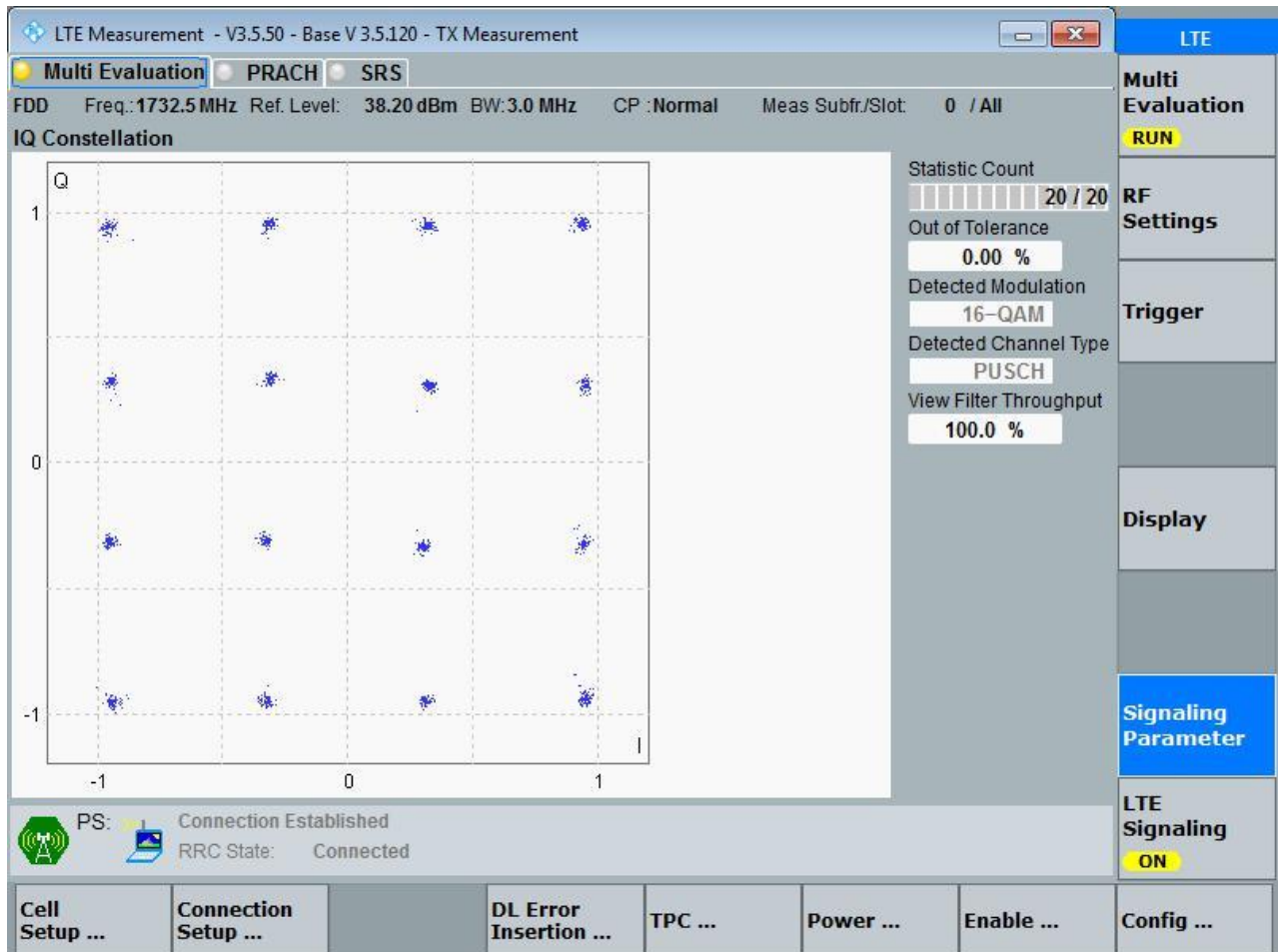
LTE Signaling

ON

Cell Setup ...	Connection Setup ...		DL Error Insertion ...	TPC ...	Power ...	Enable ...	Config ...
----------------	----------------------	--	------------------------	---------	-----------	------------	------------

3.1.1.8 Test Mode = LTE /TM2 3MHz

3.1.1.8.1 Test Channel = MCH



The screenshot displays the LTE Measurement software interface. The main window is titled "LTE Measurement - V3.5.50 - Base V 3.5.120 - TX Measurement". It features a "Multi Evaluation" tab and a "PRACH" radio button. The status bar shows "FDD Freq.: 1732.5 MHz Ref. Level: 38.20 dBm BW: 3.0 MHz CP: Normal Meas Subfr/Slot: 0 / All".

The "IQ Constellation" plot shows a 16-QAM constellation with points clustered around the center of the grid. The axes are labeled "Q" (vertical) and "I" (horizontal), ranging from -1 to 1. The "Statistic Count" is 20 / 20, and "Out of Tolerance" is 0.00%. The "Detected Modulation" is 16-QAM, and the "Detected Channel Type" is PUSCH. The "View Filter Throughput" is 100.0%.

The interface includes a sidebar with buttons for "LTE", "Multi Evaluation", "RF Settings", "Trigger", "Display", "Signaling Parameter", and "LTE Signaling". The "LTE Signaling" button is currently "ON". At the bottom, there are several tabs: "Cell Setup ...", "Connection Setup ...", "DL Error Insertion ...", "TPC ...", "Power ...", "Enable ...", and "Config ...".

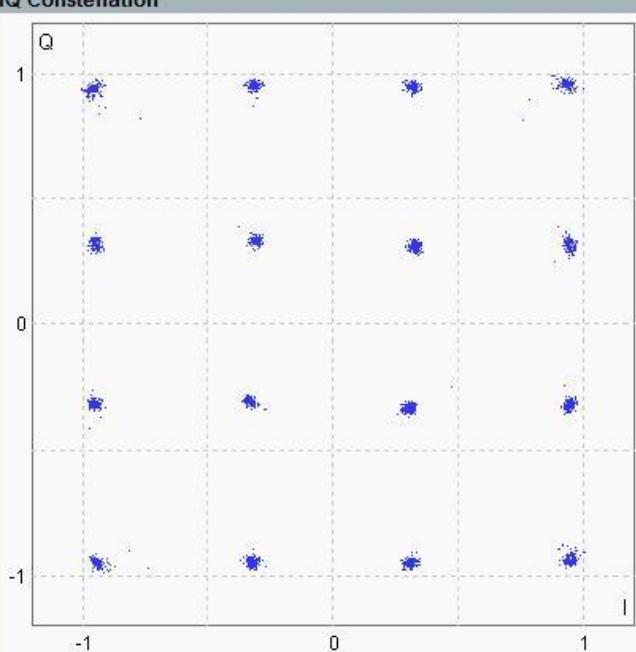
3.1.1.9 Test Mode = LTE /TM2 5MHz
3.1.1.9.1 Test Channel = MCH

LTE Measurement - V3.5.50 - Base V 3.5.120 - TX Measurement
☐ ☒

Multi Evaluation
PRACH
SRS

FDD
Freq.: 1732.5 MHz
Ref. Level: 38.10 dBm
BW: 5.0 MHz
CP: Normal
Meas Subfr./Slot: 0 / All

IQ Constellation



Statistic Count

20 / 20

Out of Tolerance

0.00 %

Detected Modulation

16-QAM

Detected Channel Type

PUSCH

View Filter Throughput

100.0 %

LTE

Multi Evaluation

RUN

RF Settings


Trigger


Display

Signaling Parameter

LTE Signaling

ON


PS: Connection Established


RRC State: Connected

Cell Setup ...

Connection Setup ...

DL Error Insertion ...

TPC ...

Power ...

Enable ...

Config ...

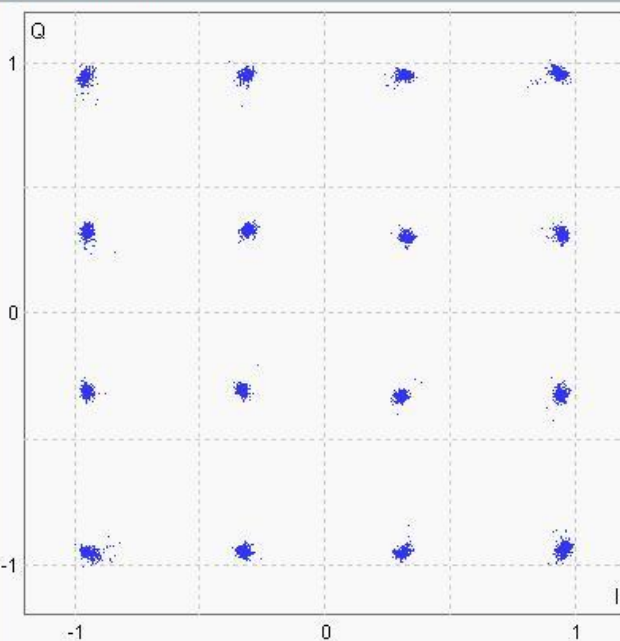
3.1.1.10 Test Mode = LTE /TM2 10MHz
3.1.1.10.1 Test Channel = MCH

LTE Measurement - V3.5.50 - Base V 3.5.120 - TX Measurement
☐ ☒

Multi Evaluation
PRACH
SRS

FDD
Freq.: 1732.5 MHz
Ref. Level: 38.10 dBm
BW: 10.0 MHz
CP: Normal
Meas Subfr./Slot: 0 / All

IQ Constellation



Statistic Count

20 / 20

Out of Tolerance

0.00 %

Detected Modulation

16-QAM

Detected Channel Type

PUSCH

View Filter Throughput

100.0 %

PS: Connection Established

RRC State: Connected

LTE

Multi Evaluation

RUN

RF Settings

Trigger

Display

Signaling Parameter

LTE Signaling

ON

Cell Setup ...	Connection Setup ...		DL Error Insertion ...	TPC ...	Power ...	Enable ...	Config ...
----------------	----------------------	--	------------------------	---------	-----------	------------	------------

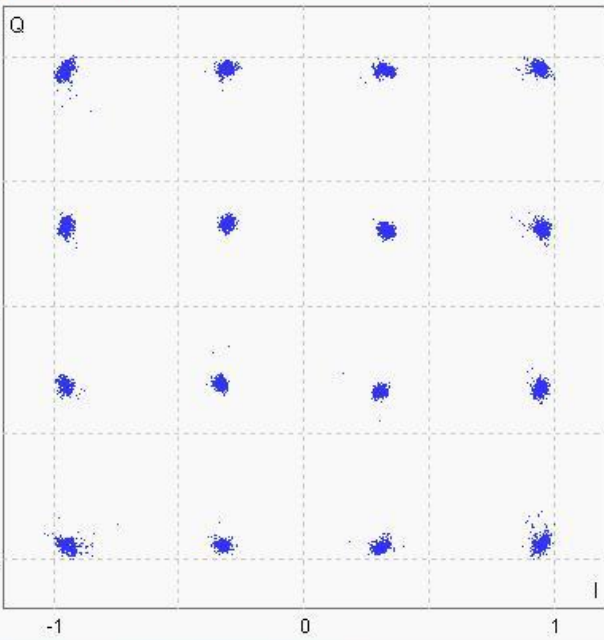
3.1.1.11 Test Mode = LTE /TM2 15MHz
3.1.1.11.1 Test Channel = MCH

LTE Measurement - V3.5.50 - Base V 3.5.120 - TX Measurement
☐ ☒

Multi Evaluation
PRACH
SRS

FDD
Freq.: 1732.5 MHz
Ref. Level: 38.20 dBm
BW: 15.0 MHz
CP: Normal
Meas Subfr./Slot: 0 / All

IQ Constellation



Statistic Count

20 / 20

Out of Tolerance

0.00 %

Detected Modulation

16-QAM

Detected Channel Type

PUSCH

View Filter Throughput

100.0 %

LTE

Multi Evaluation

RUN

RF Settings


Trigger


Display

Signaling Parameter

LTE Signaling

ON


PS: Connection Established


RRC State: Connected

Cell Setup ...

Connection Setup ...

DL Error Insertion ...

TPC ...

Power ...

Enable ...

Config ...

3.1.1.12 Test Mode = LTE /TM2 20MHz

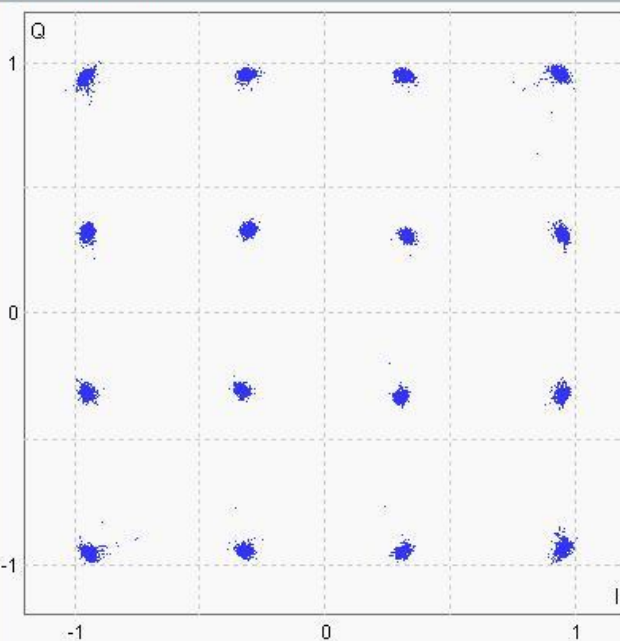
3.1.1.12.1 Test Channel = MCH

LTE Measurement - V3.5.50 - Base V 3.5.120 - TX Measurement
☐ ☒

Multi Evaluation
PRACH
SRS

FDD
Freq.: 1732.5 MHz
Ref. Level: 37.10 dBm
BW: 20.0 MHz
CP: Normal
Meas Subfr./Slot: 0 / All

IQ Constellation



Statistic Count

11 / 20

Out of Tolerance

0.00 %

Detected Modulation

16-QAM

Detected Channel Type

PUSCH

View Filter Throughput

100.0 %

LTE

Multi Evaluation

RUN

RF Settings


Trigger


Display

Signaling Parameter

LTE Signaling

ON


PS: Connection Established


RRC State: Connected

Cell Setup ...	Connection Setup ...		DL Error Insertion ...	TPC ...	Power ...	Enable ...	Config ...
----------------	----------------------	--	------------------------	---------	-----------	------------	------------



4 Bandwidth

Part I - Test Results

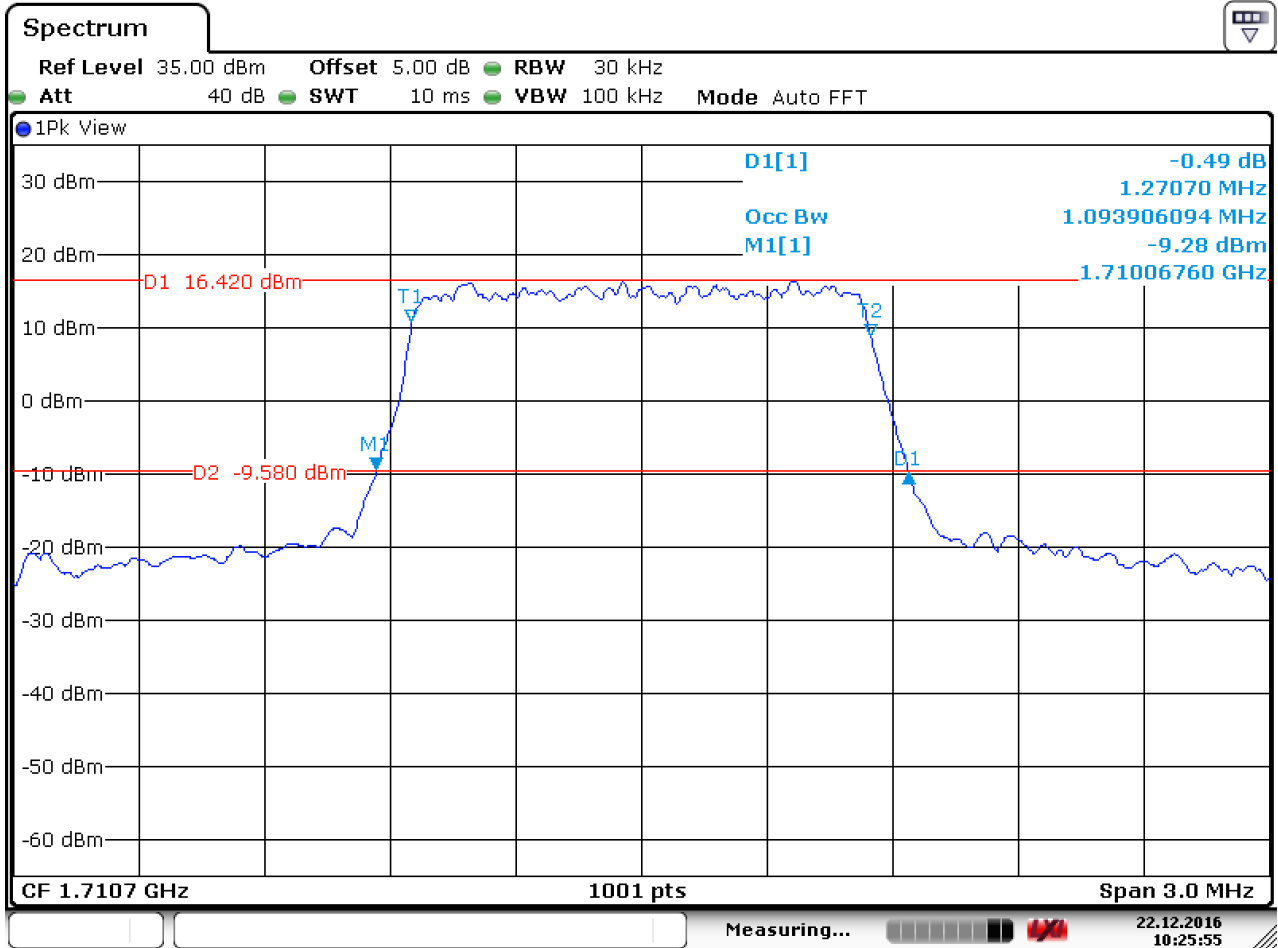
Test Band	Test Mode	Test Channel	Occupied Bandwidth [MHz]	Emission Bandwidth [MHz]	Verdict
Band 4	TM1/1.4MHz	LCH	1.09	1.27	PASS
		MCH	1.10	1.27	PASS
		HCH	1.10	1.28	PASS
	TM2/1.4MHz	LCH	1.10	1.29	PASS
		MCH	1.10	1.27	PASS
		HCH	1.09	1.27	PASS
	TM1/ 3MHz	LCH	2.69	2.90	PASS
		MCH	2.69	2.91	PASS
		HCH	2.69	2.93	PASS
	TM2/ 3MHz	LCH	2.69	2.91	PASS
		MCH	2.69	2.94	PASS
		HCH	2.68	2.91	PASS
	TM1/ 5MHz	LCH	4.50	4.97	PASS
		MCH	4.50	4.98	PASS
		HCH	4.48	4.95	PASS
	TM2/ 5MHz	LCH	4.49	4.99	PASS
		MCH	4.49	4.95	PASS
		HCH	4.50	5.00	PASS
	TM1/ 10MHz	LCH	8.93	9.71	PASS
		MCH	8.97	9.80	PASS
		HCH	8.93	9.75	PASS
	TM2/ 10MHz	LCH	8.95	9.73	PASS
		MCH	8.95	9.70	PASS
		HCH	8.93	9.71	PASS
	TM1/ 15MHz	LCH	13.46	14.87	PASS
		MCH	13.52	14.95	PASS
		HCH	13.49	14.96	PASS
TM2/ 15MHz	LCH	13.52	14.90	PASS	
	MCH	13.52	14.83	PASS	
	HCH	13.52	14.87	PASS	
TM1/ 20MHz	LCH	17.90	19.42	PASS	
	MCH	17.94	19.46	PASS	
	HCH	17.94	19.72	PASS	
TM2/ 20MHz	LCH	17.90	19.58	PASS	
	MCH	17.98	19.42	PASS	
	HCH	17.94	19.60	PASS	

4.1 For LTE

4.1.1 Test Band = LTE band4

4.1.1.1 Test Mode = LTE/TM1 1.4MHz

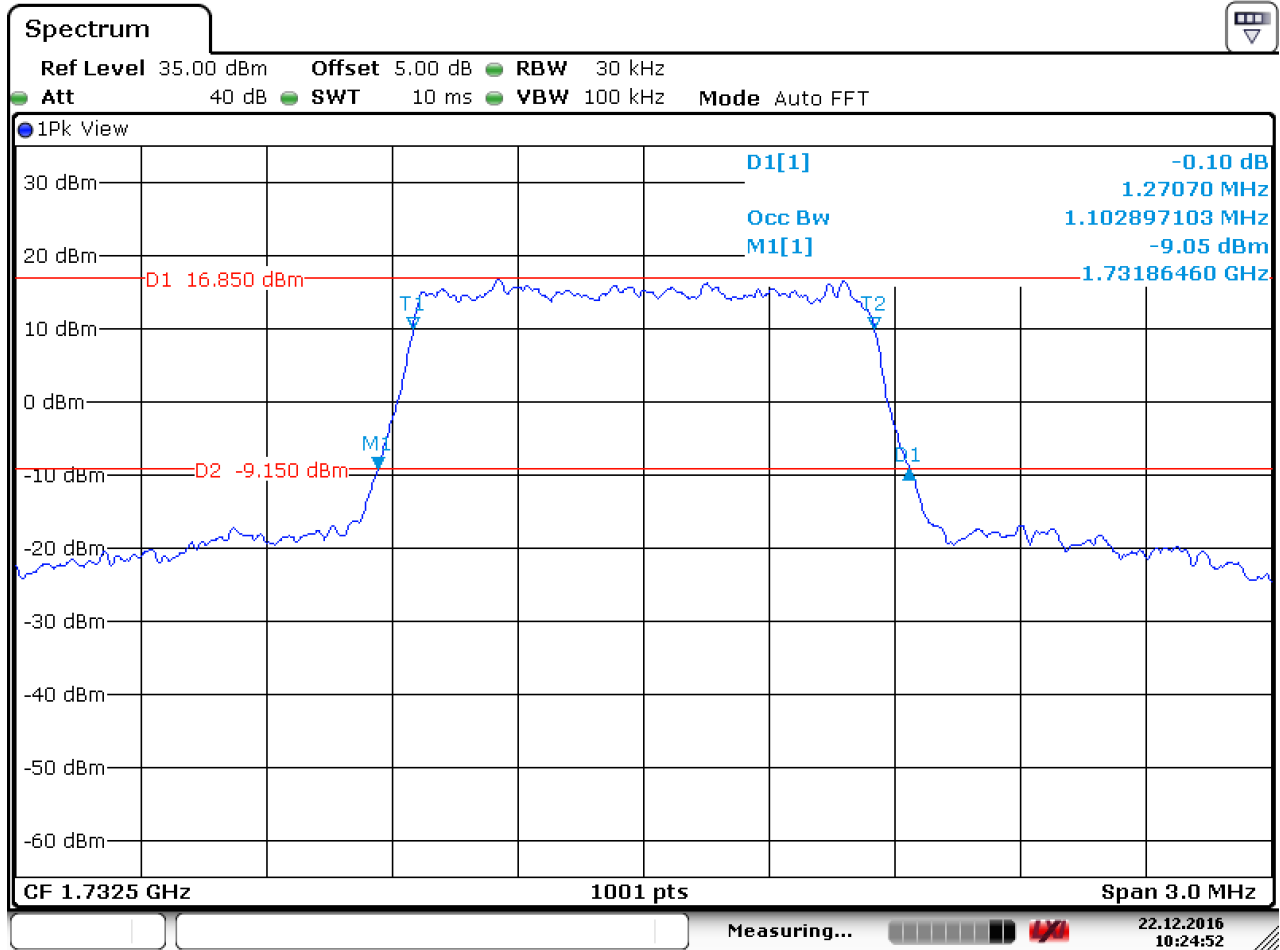
4.1.1.1.1 Test Channel = LCH



Date: 22.DEC.2016 10:25:55



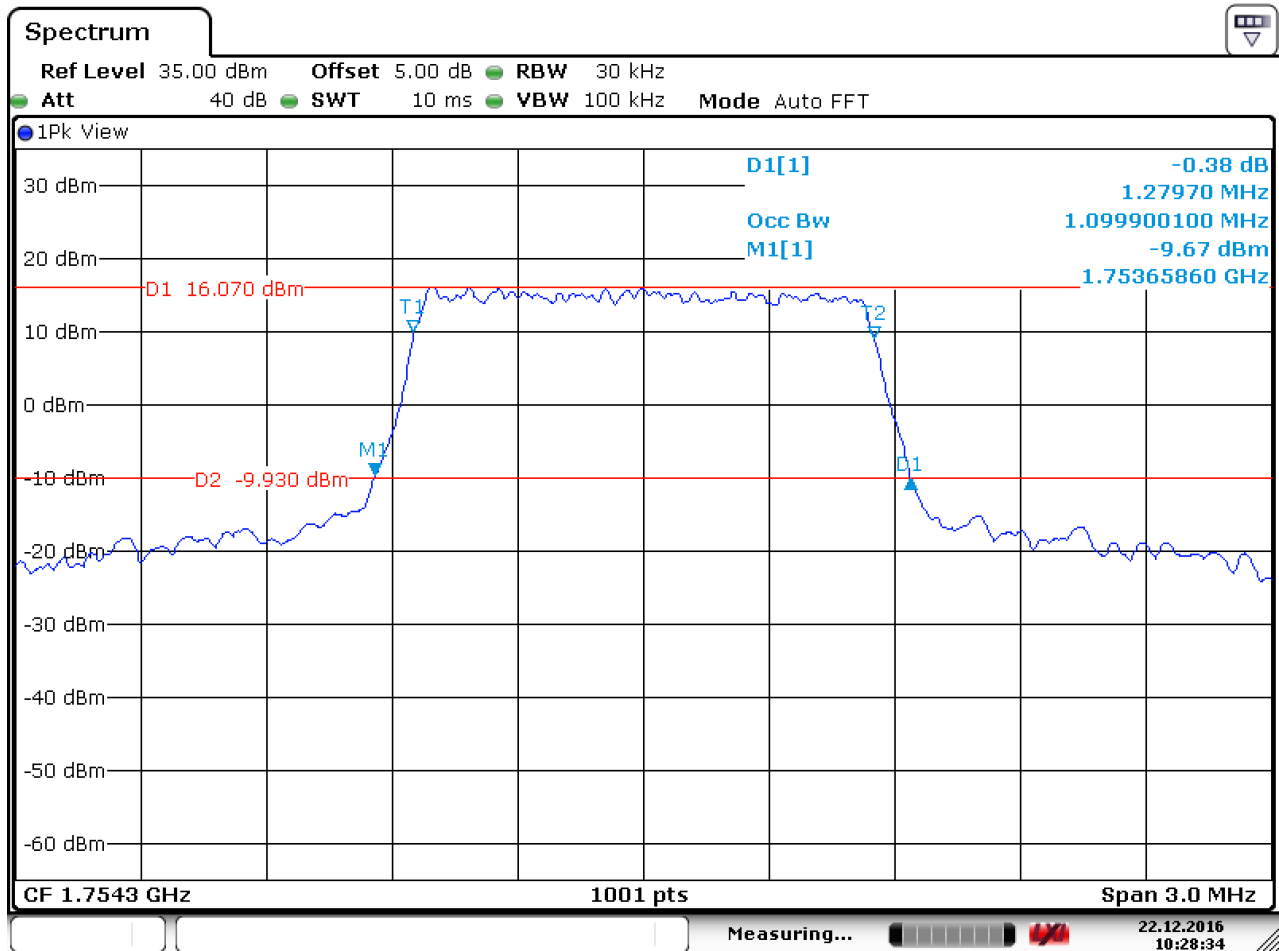
4.1.1.1.2 Test Channel = MCH



Date: 22.DEC.2016 10:24:52



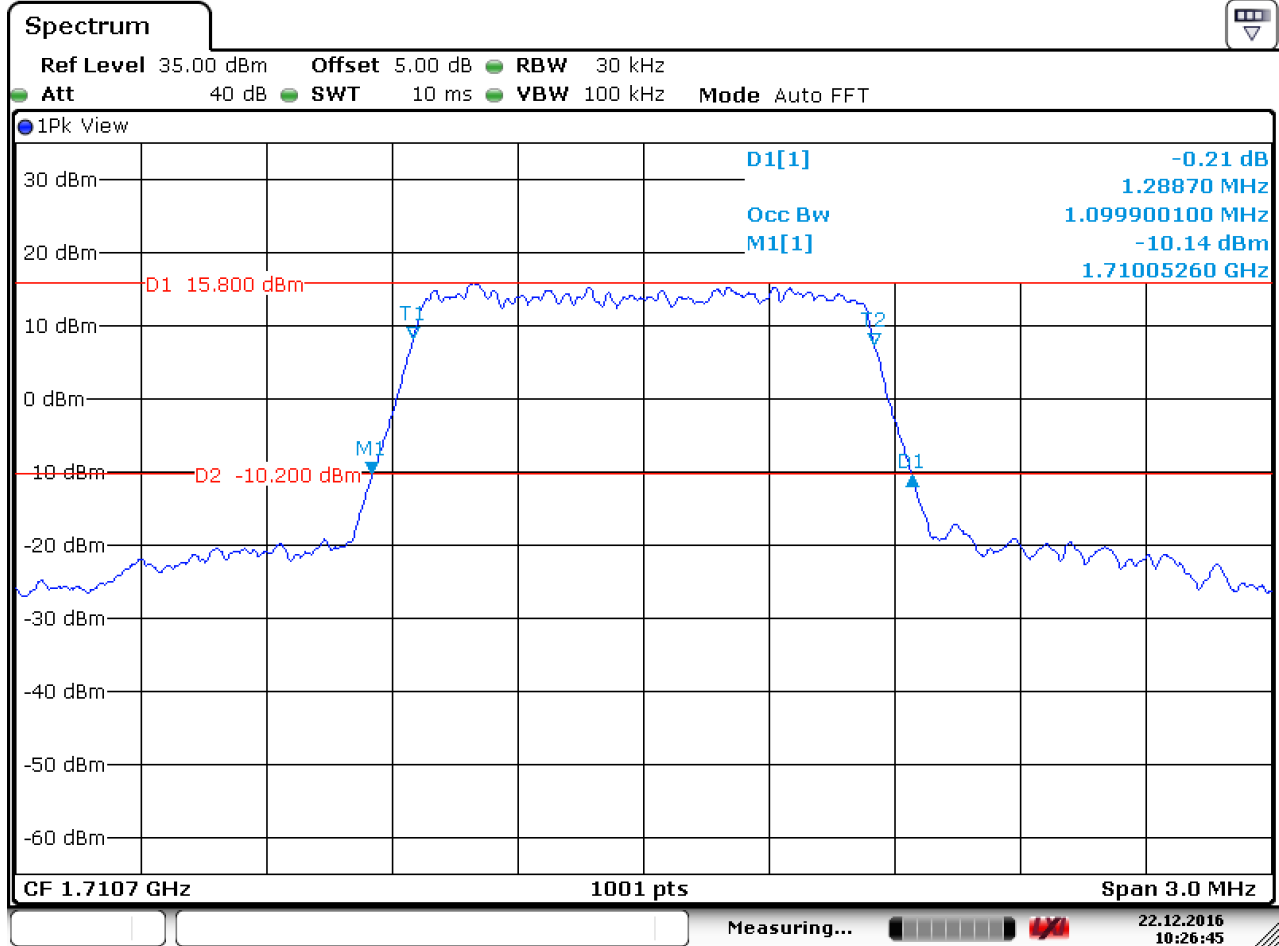
4.1.1.1.3 Test Channel = HCH



Date: 22.DEC.2016 10:28:35

4.1.1.2 Test Mode = LTE/TM2 1.4MHz

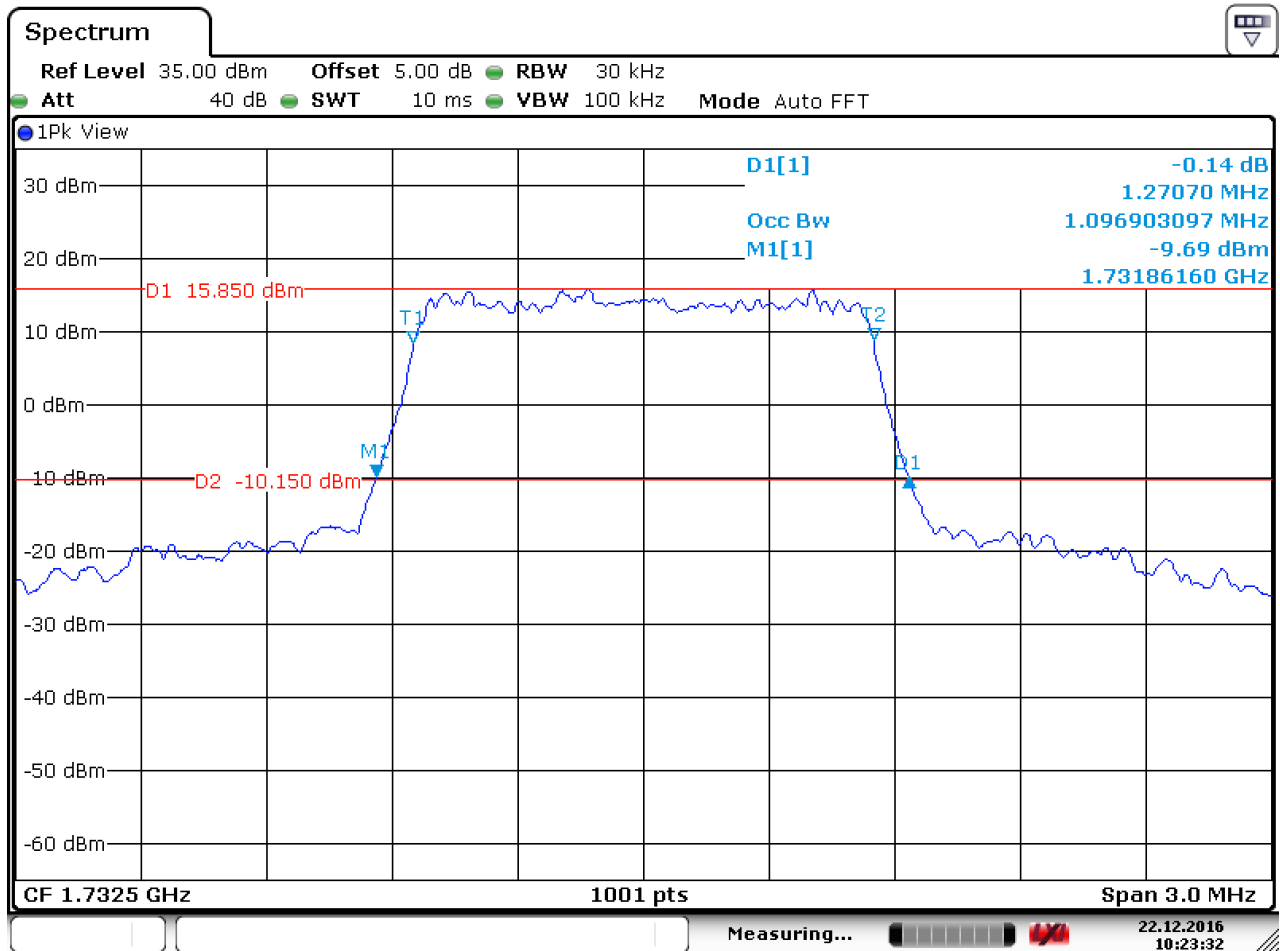
4.1.1.2.1 Test Channel = LCH



Date: 22.DEC.2016 10:26:46

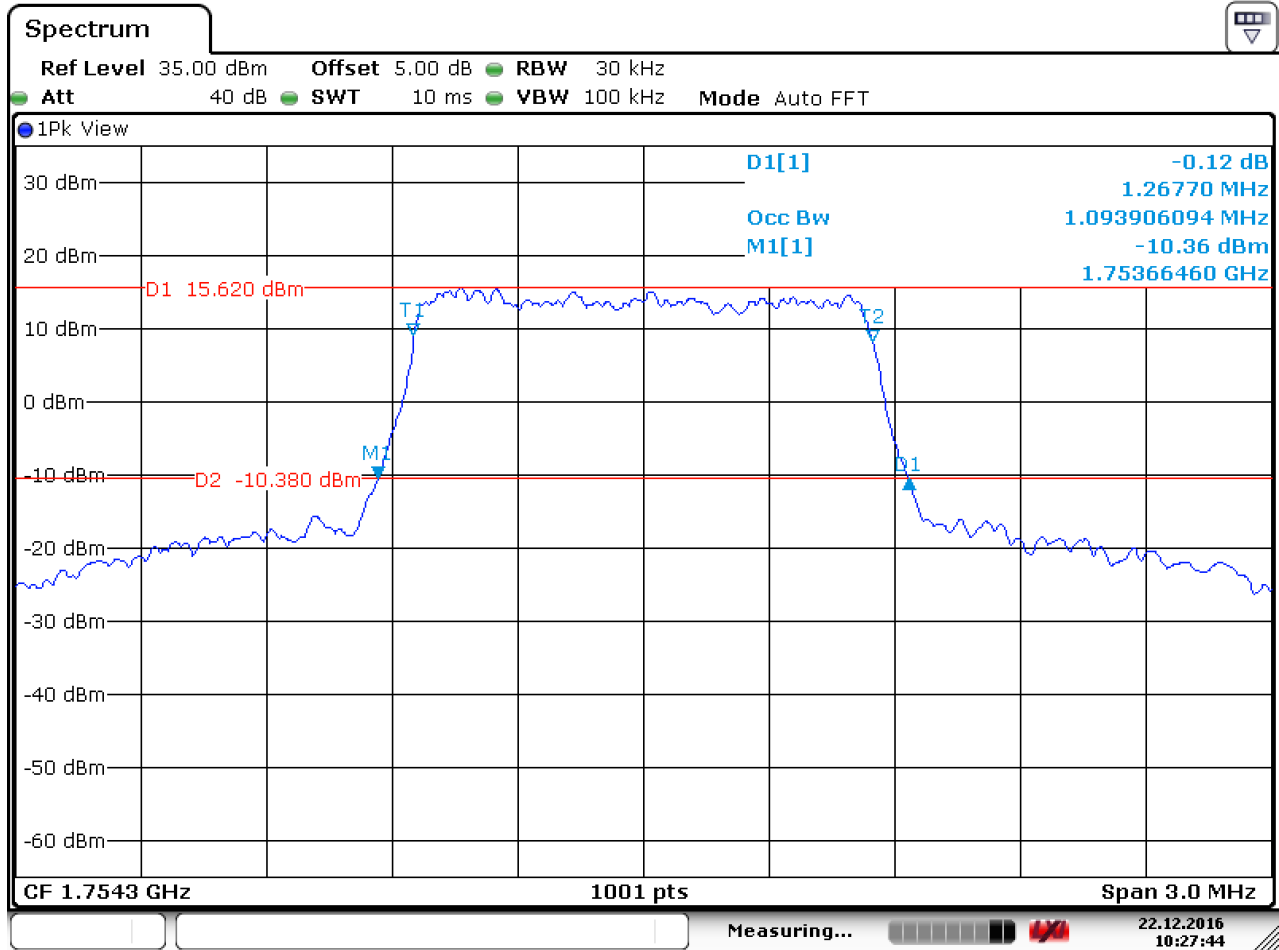


4.1.1.2.2 Test Channel = MCH



Date: 22.DEC.2016 10:23:32

4.1.1.2.3 Test Channel = HCH

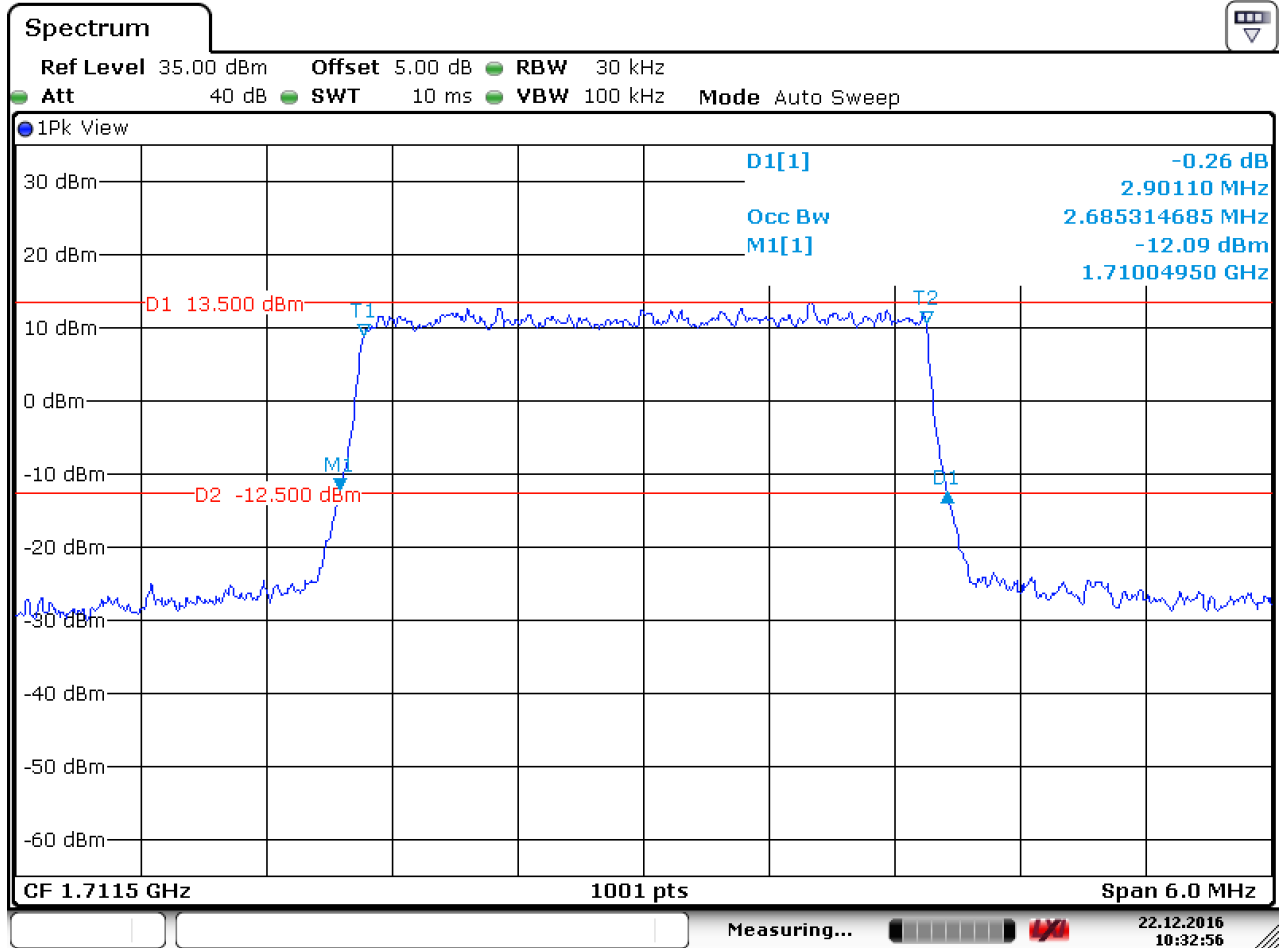


Date: 22.DEC.2016 10:27:44



4.1.1.3 Test Mode = LTE/TM1 3MHz

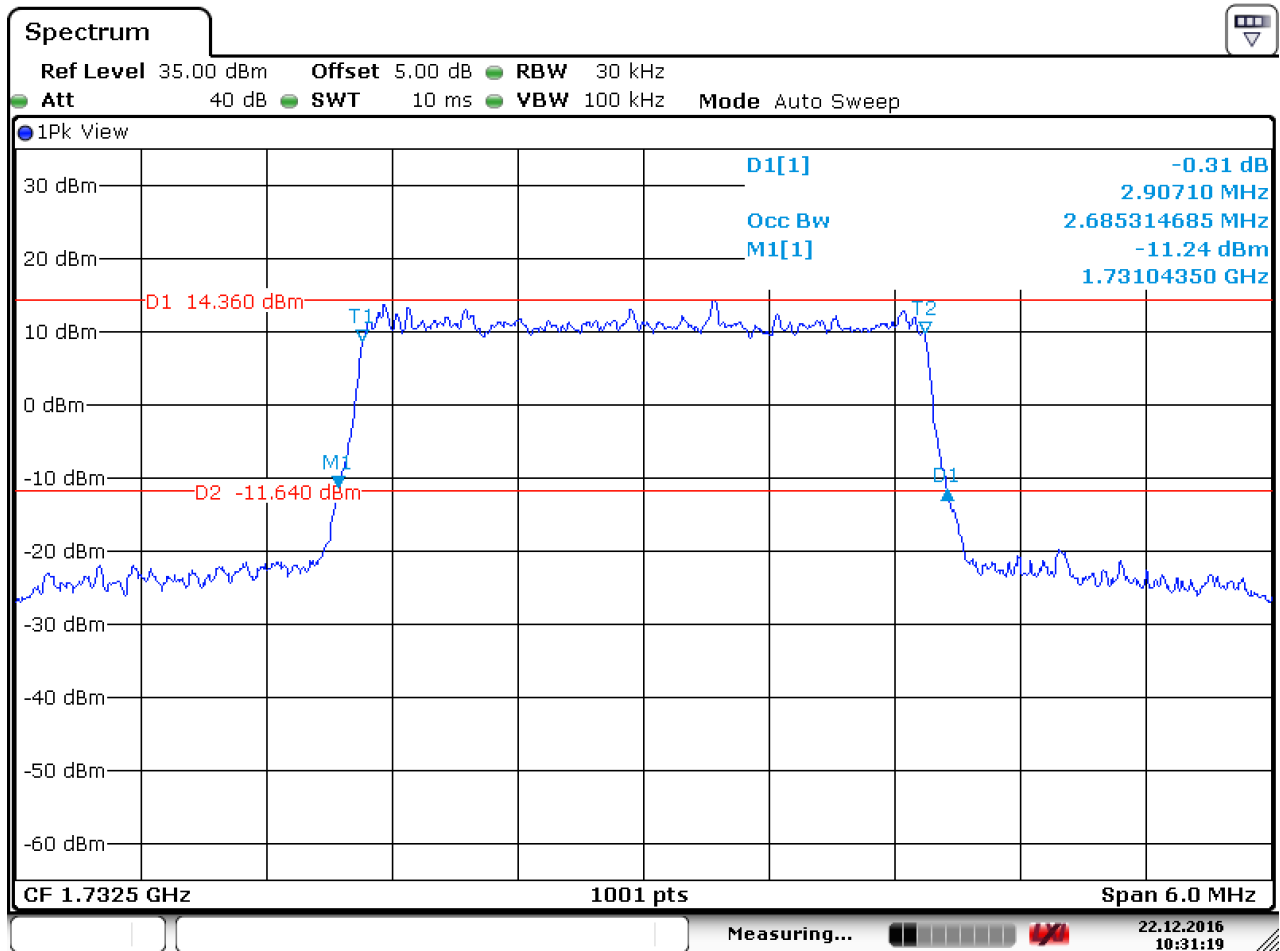
4.1.1.3.1 Test Channel = LCH



Date: 22.DEC.2016 10:32:56



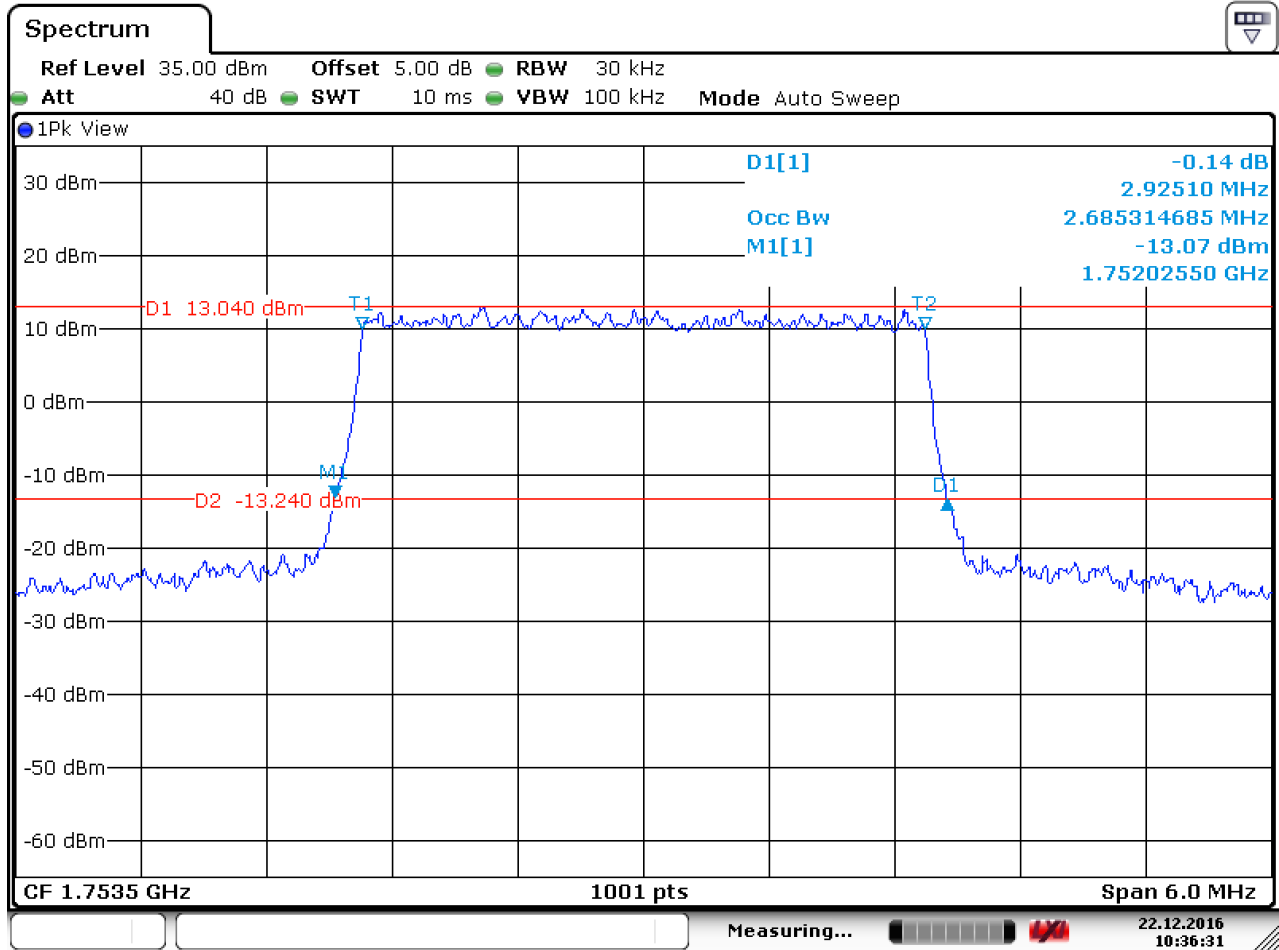
4.1.1.3.2 Test Channel = MCH



Date: 22.DEC.2016 10:31:20



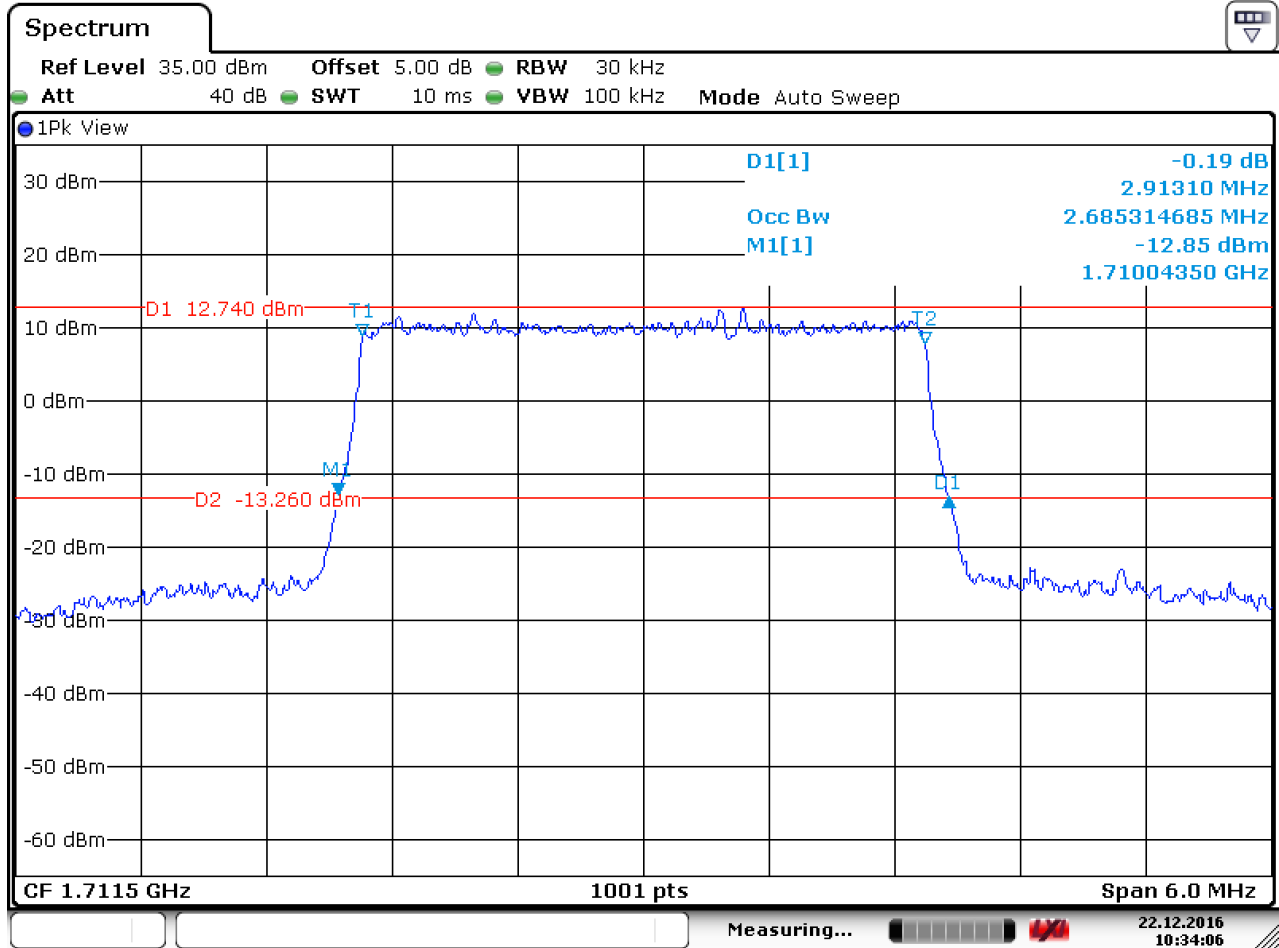
4.1.1.3.3 Test Channel = HCH



Date: 22.DEC.2016 10:36:31

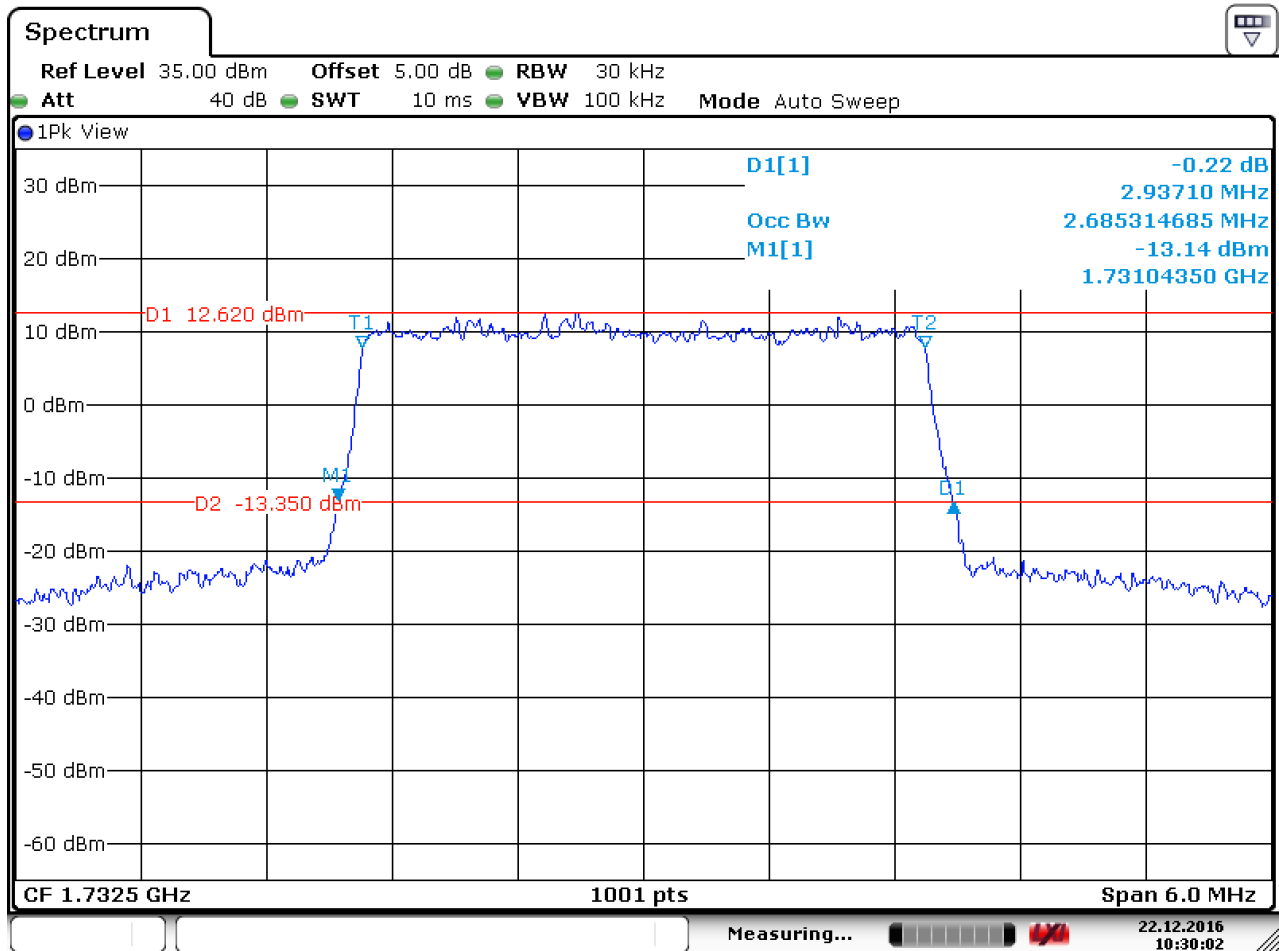
4.1.1.4 Test Mode = LTE/TM2 3MHz

4.1.1.4.1 Test Channel = LCH



Date: 22.DEC.2016 10:34:07

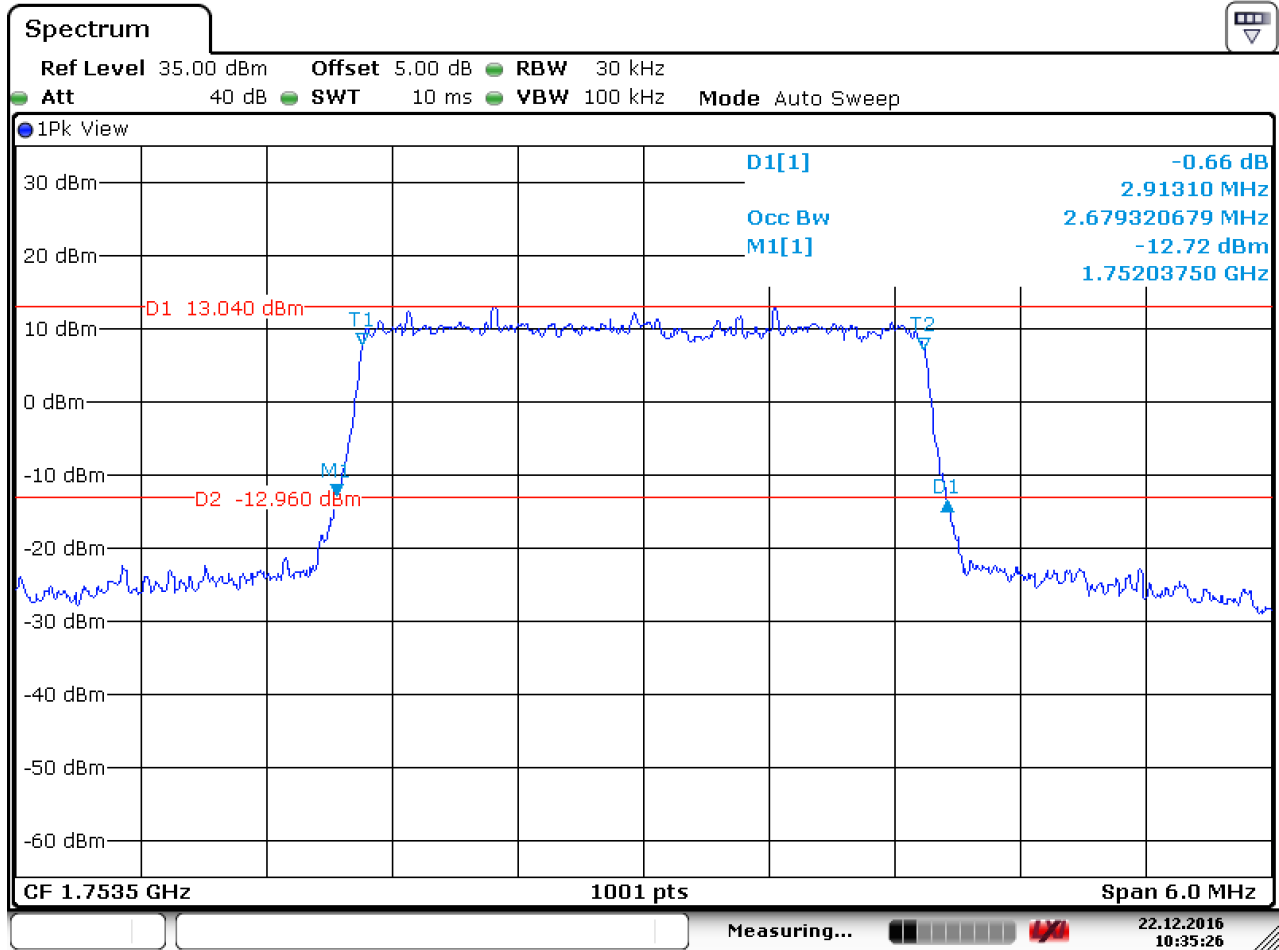
4.1.1.4.2 Test Channel = MCH



Date: 22.DEC.2016 10:30:03



4.1.1.4.3 Test Channel = HCH

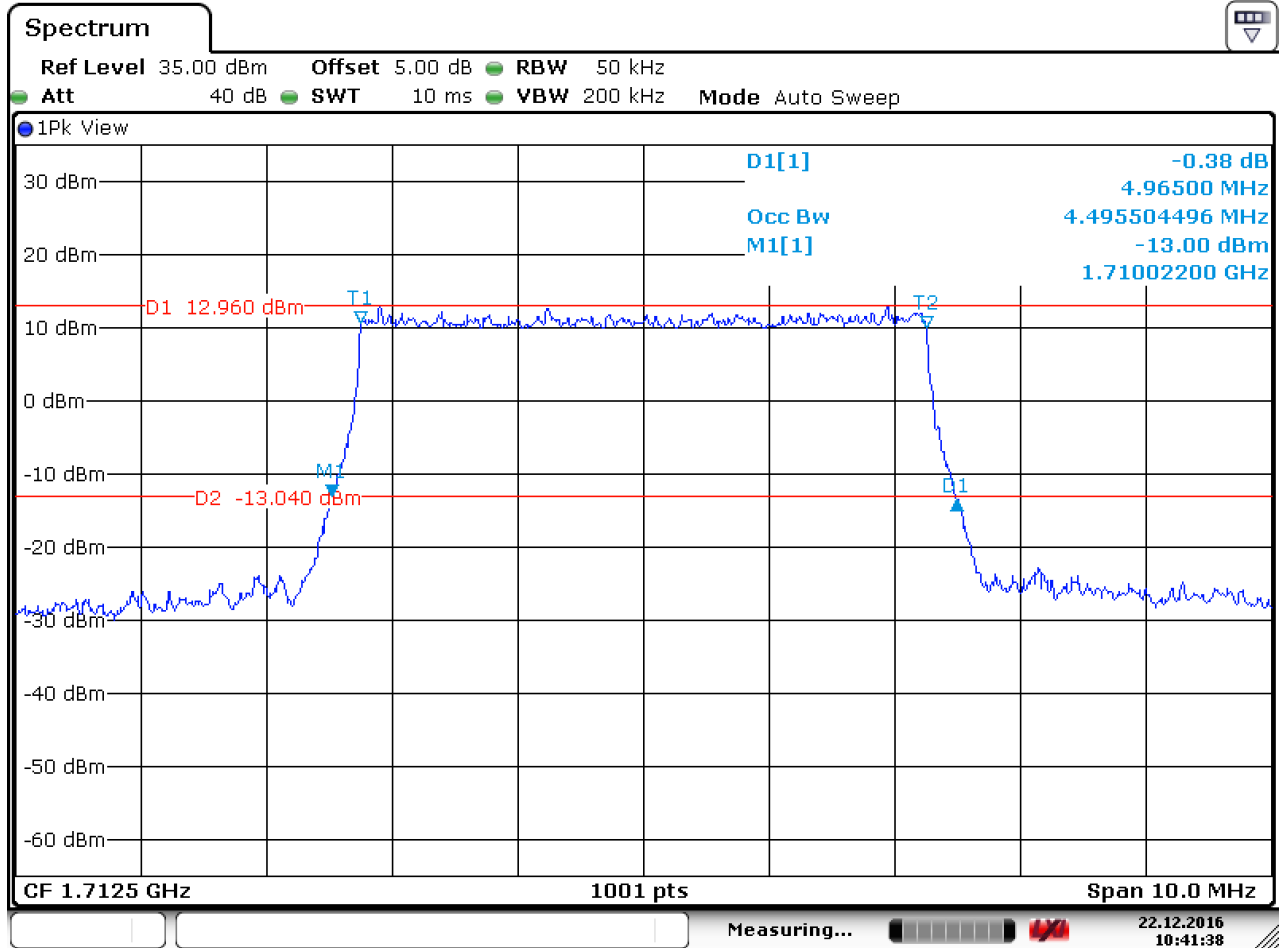


Date: 22.DEC.2016 10:35:26



4.1.1.5 Test Mode = LTE/TM1 5MHz

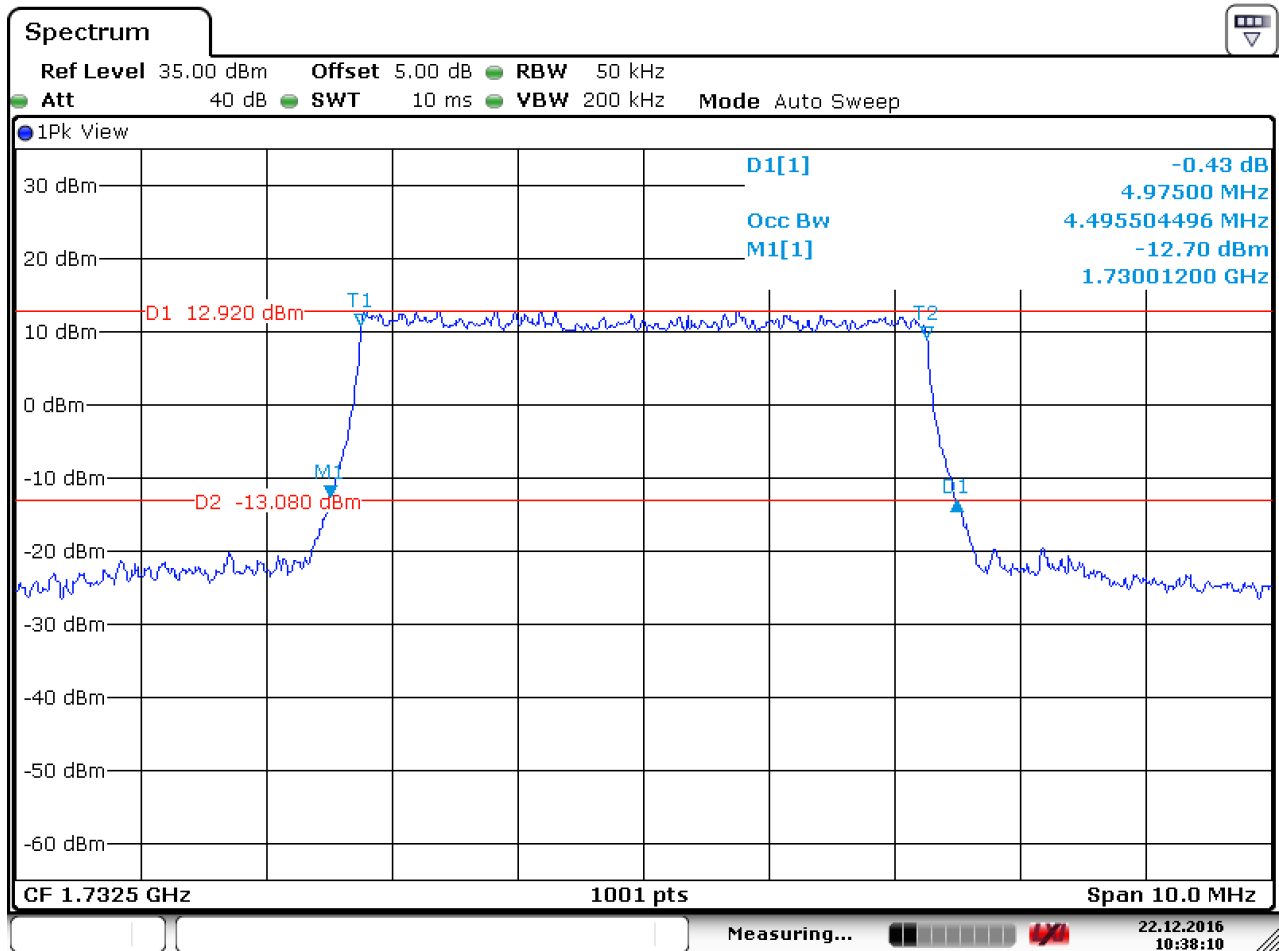
4.1.1.5.1 Test Channel = LCH



Date: 22.DEC.2016 10:41:38

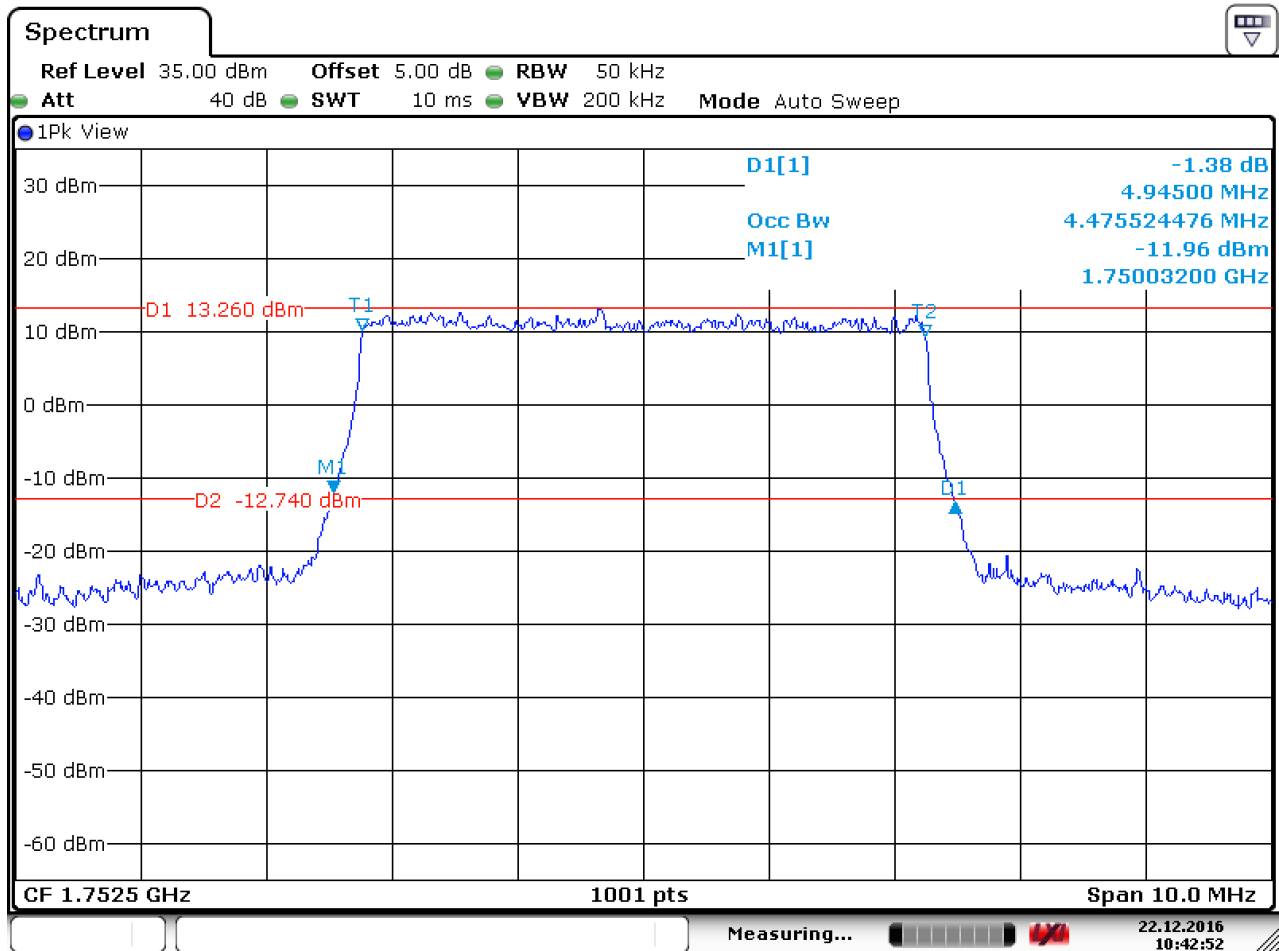


4.1.1.5.2 Test Channel = MCH



Date: 22.DEC.2016 10:38:11

4.1.1.5.3 Test Channel = HCH

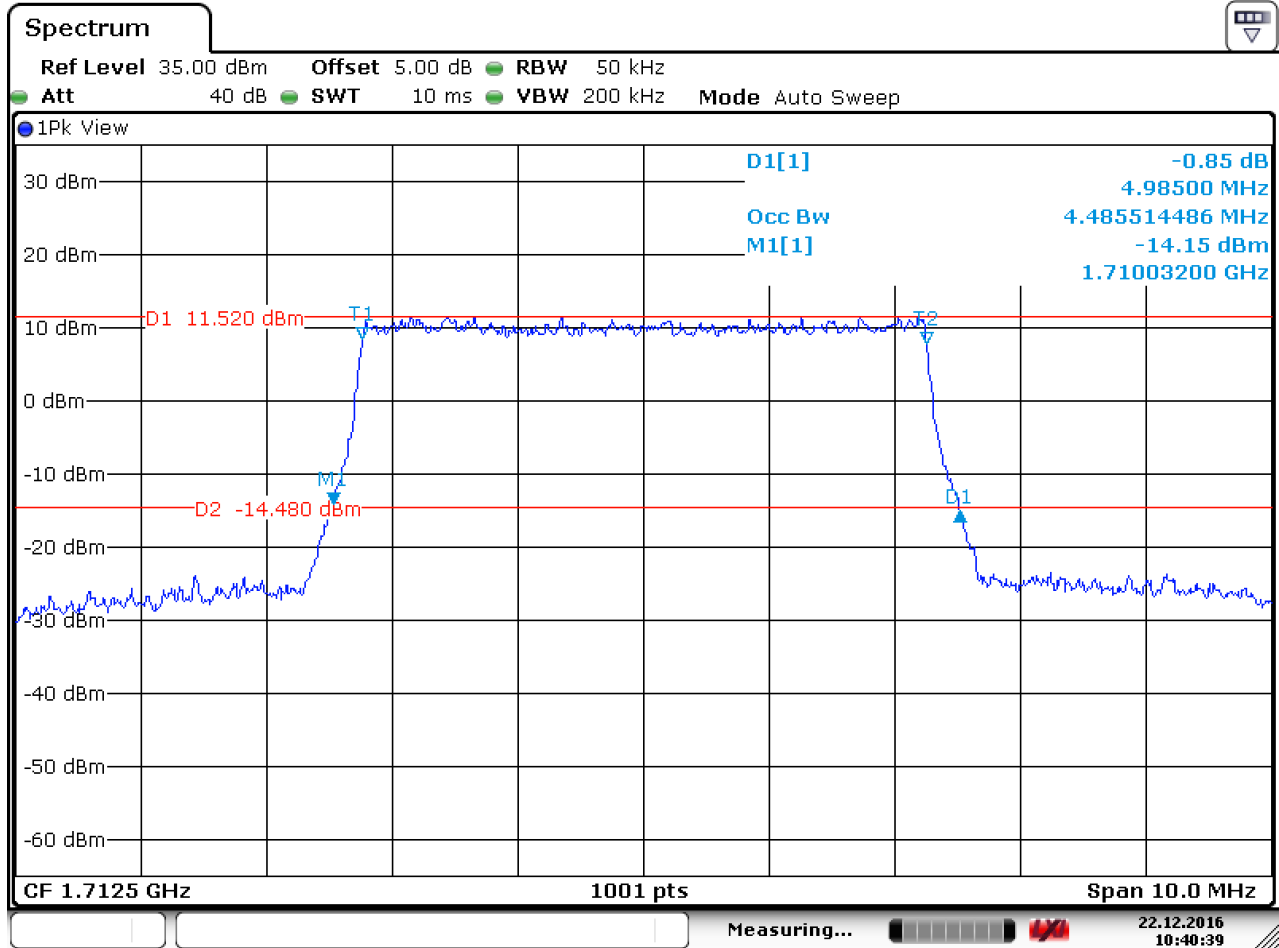


Date: 22.DEC.2016 10:42:52



4.1.1.6 Test Mode = LTE/TM2 5MHz

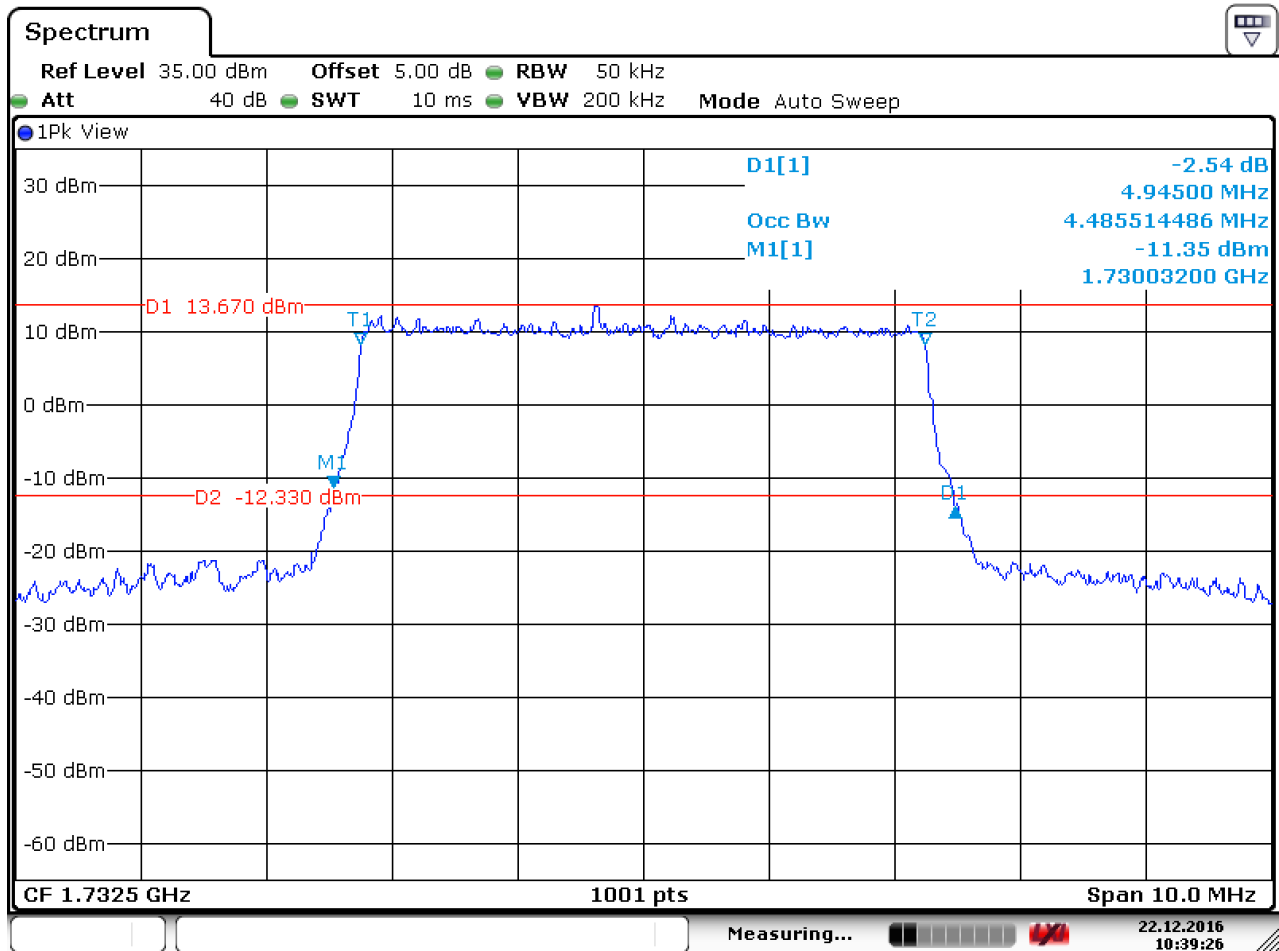
4.1.1.6.1 Test Channel = LCH



Date: 22.DEC.2016 10:40:39

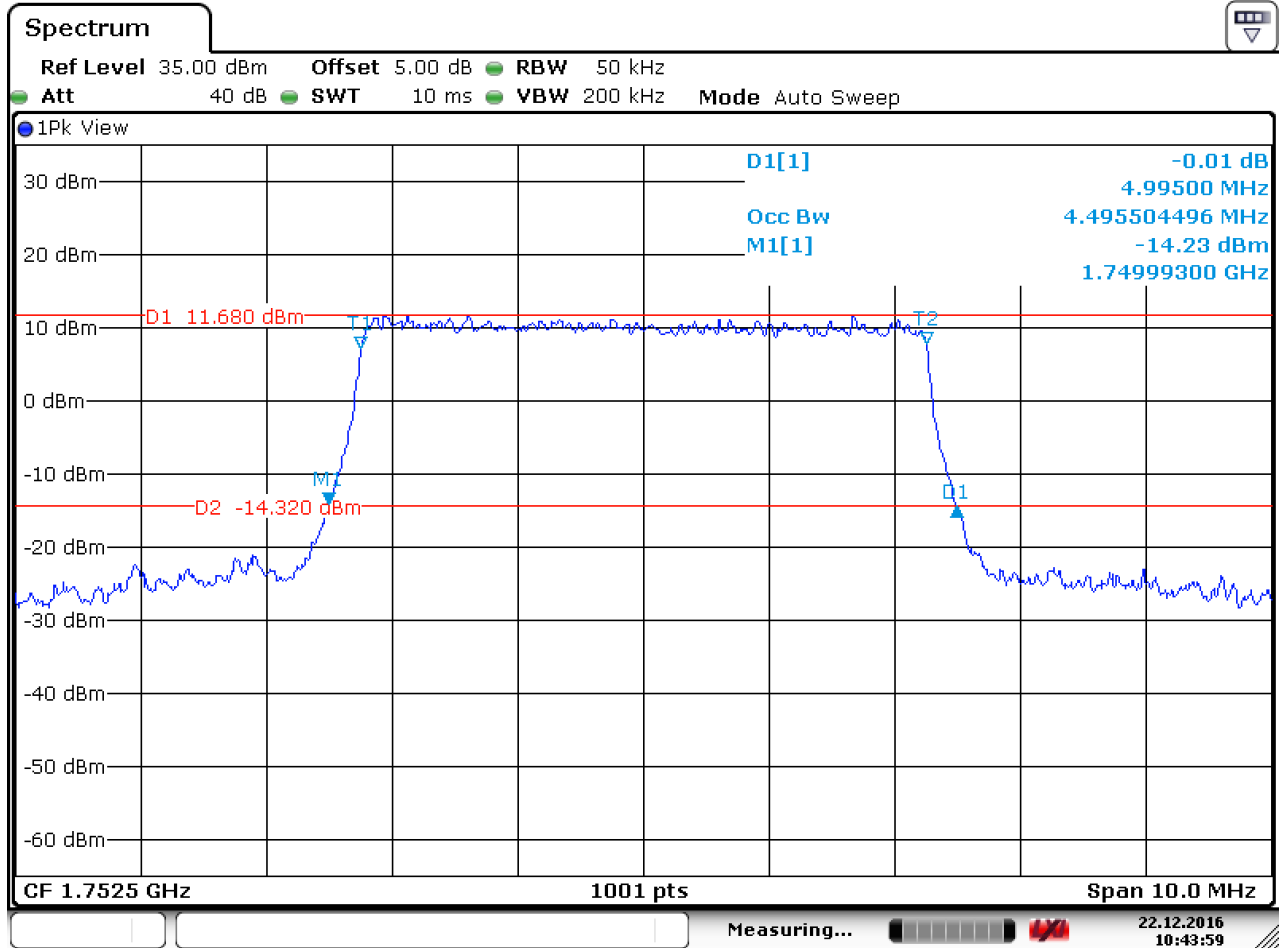


4.1.1.6.2 Test Channel = MCH



Date: 22.DEC.2016 10:39:27

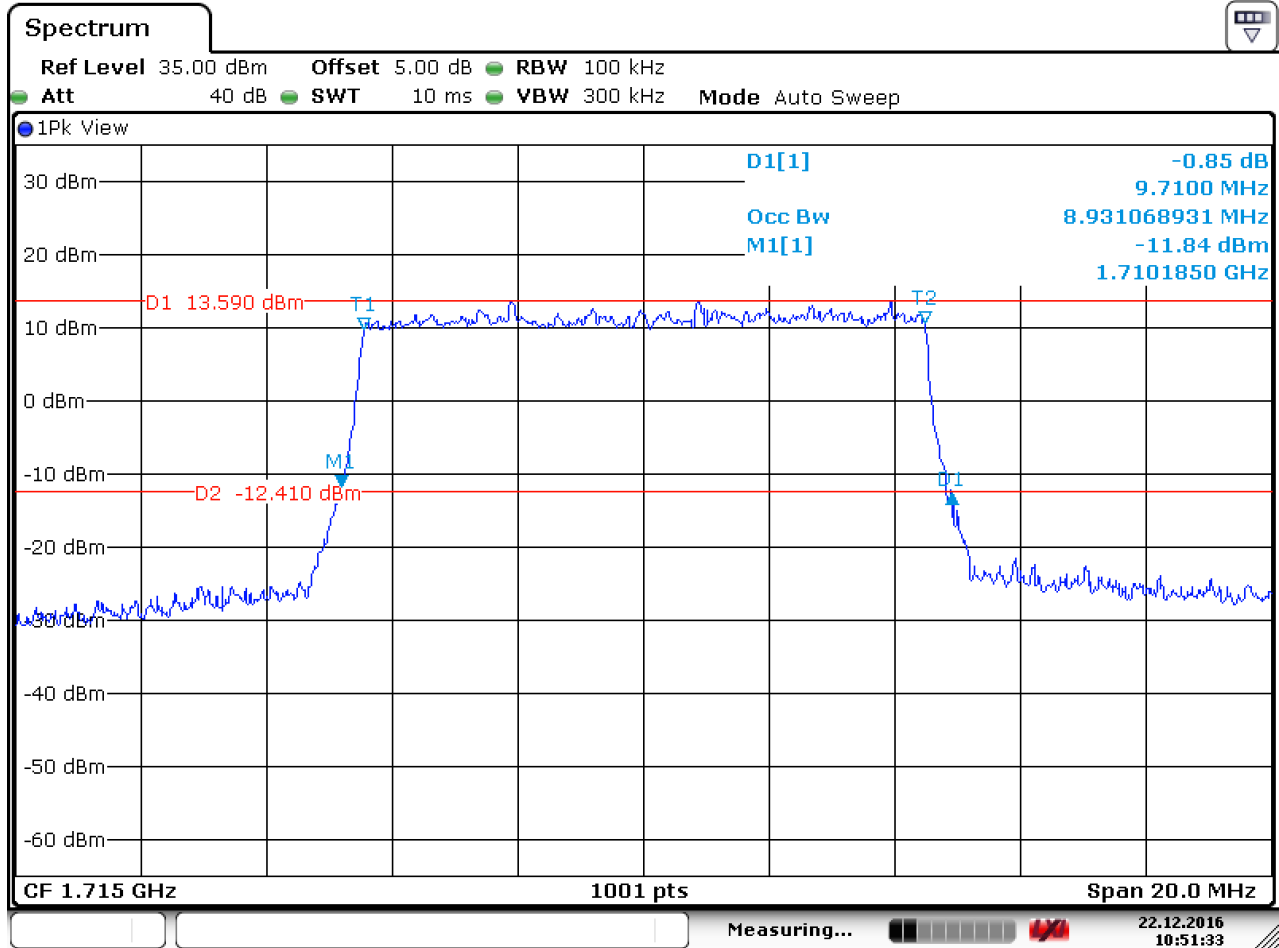
4.1.1.6.3 Test Channel = HCH



Date: 22.DEC.2016 10:43:59

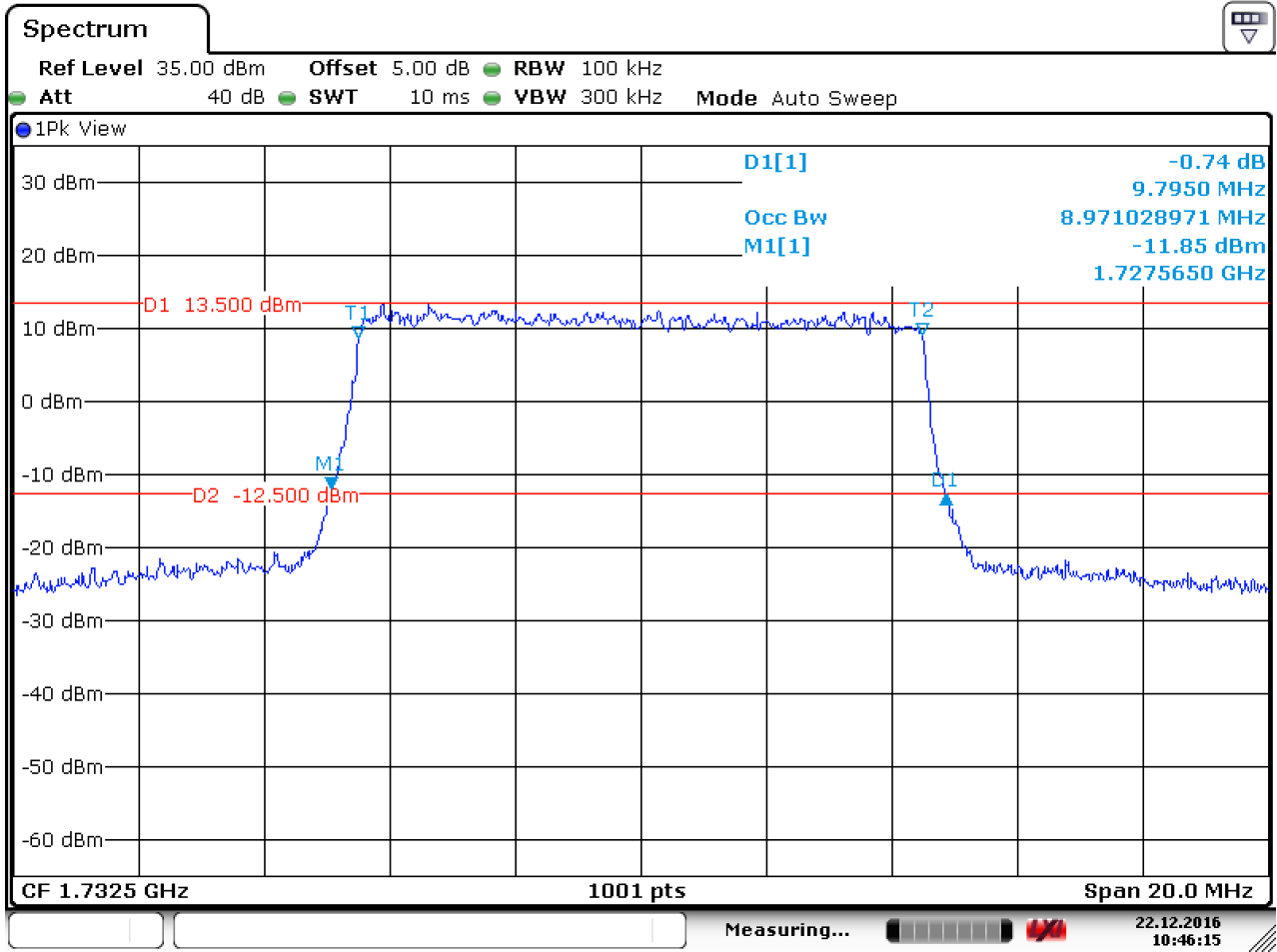
4.1.1.7 Test Mode = LTE/TM1 10MHz

4.1.1.7.1 Test Channel = LCH



Date: 22.DEC.2016 10:51:34

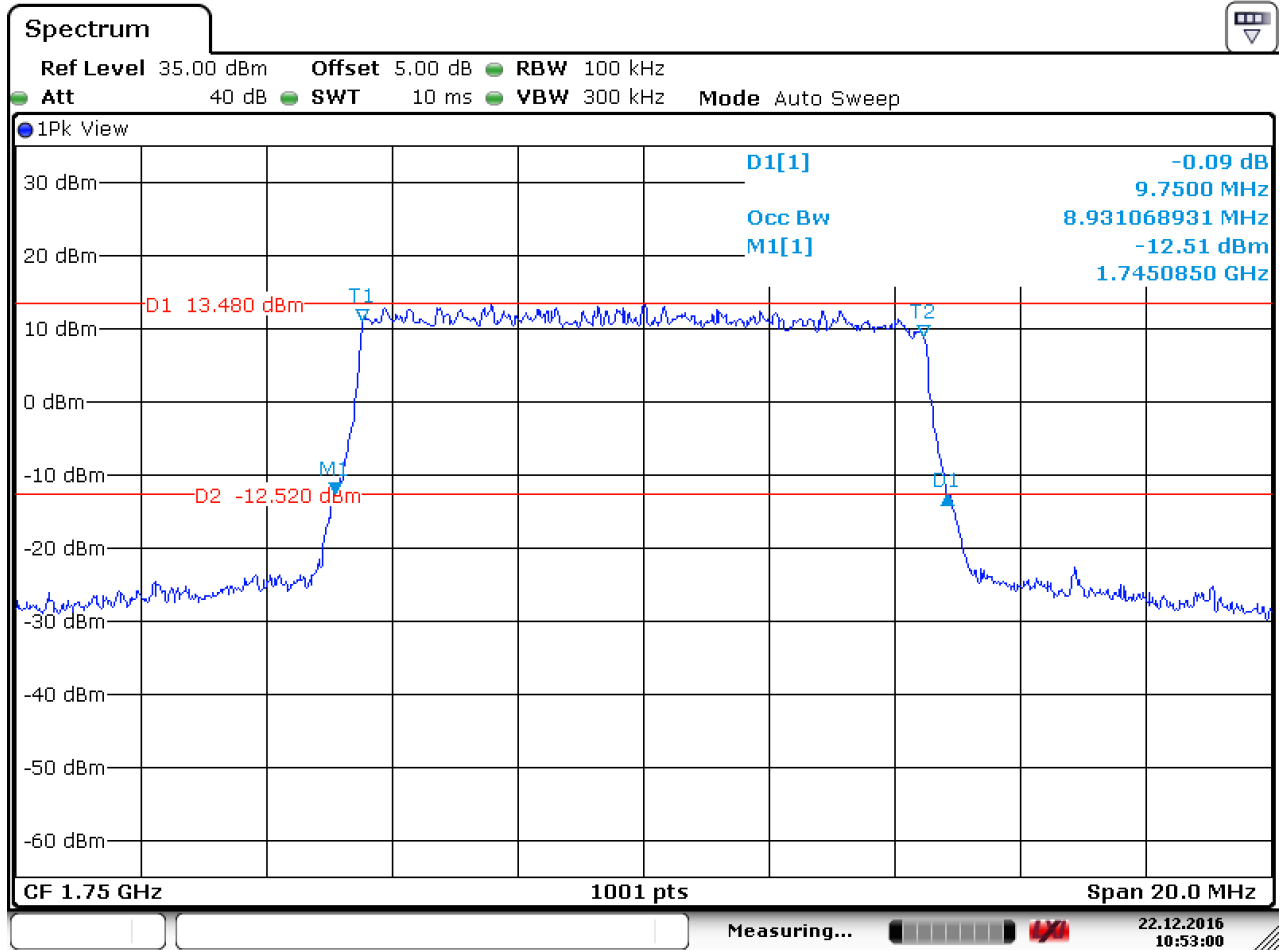
4.1.1.7.2 Test Channel = MCH



Date: 22.DEC.2016 10:46:15



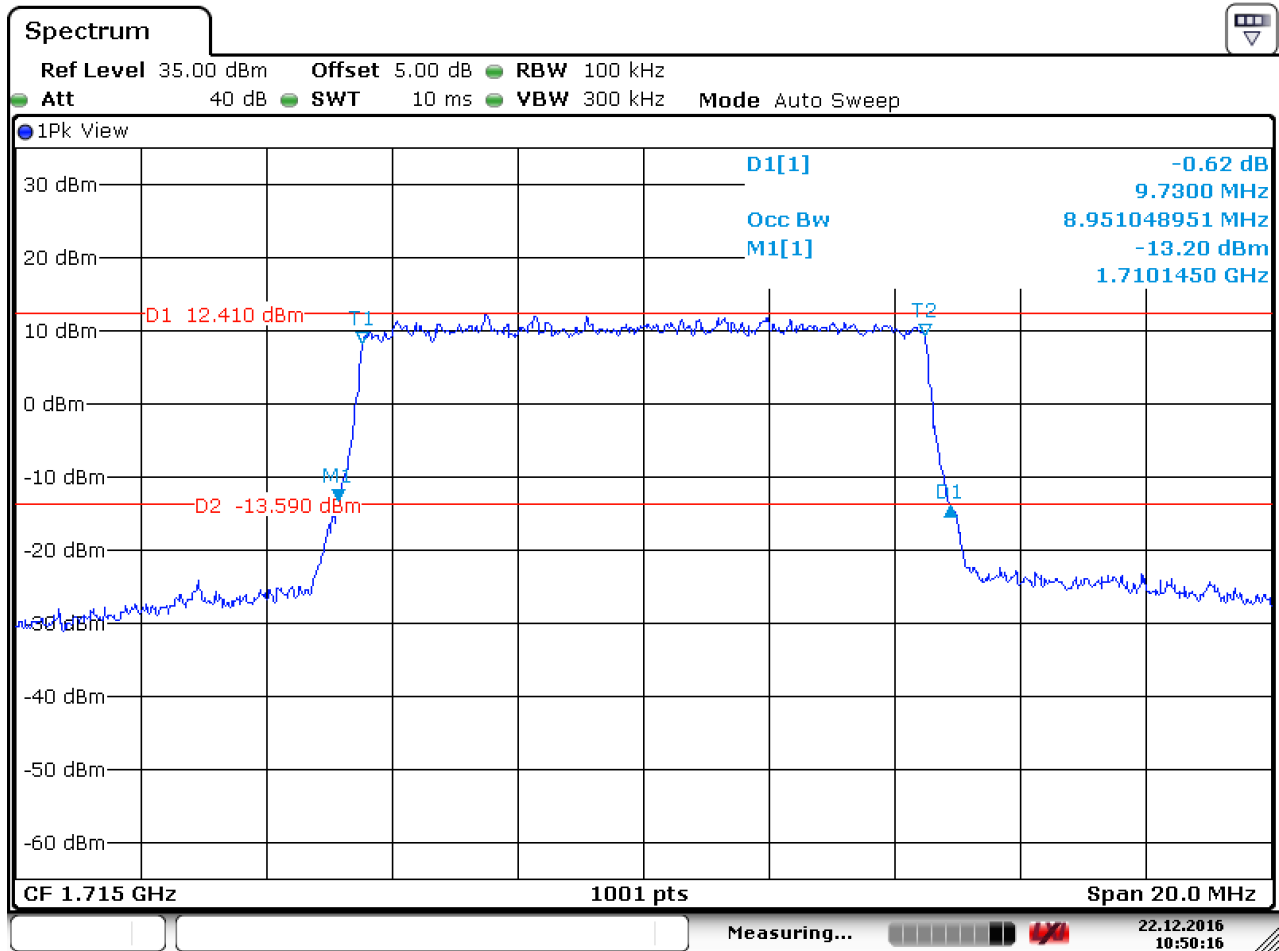
4.1.1.7.3 Test Channel = HCH



Date: 22.DEC.2016 10:53:01

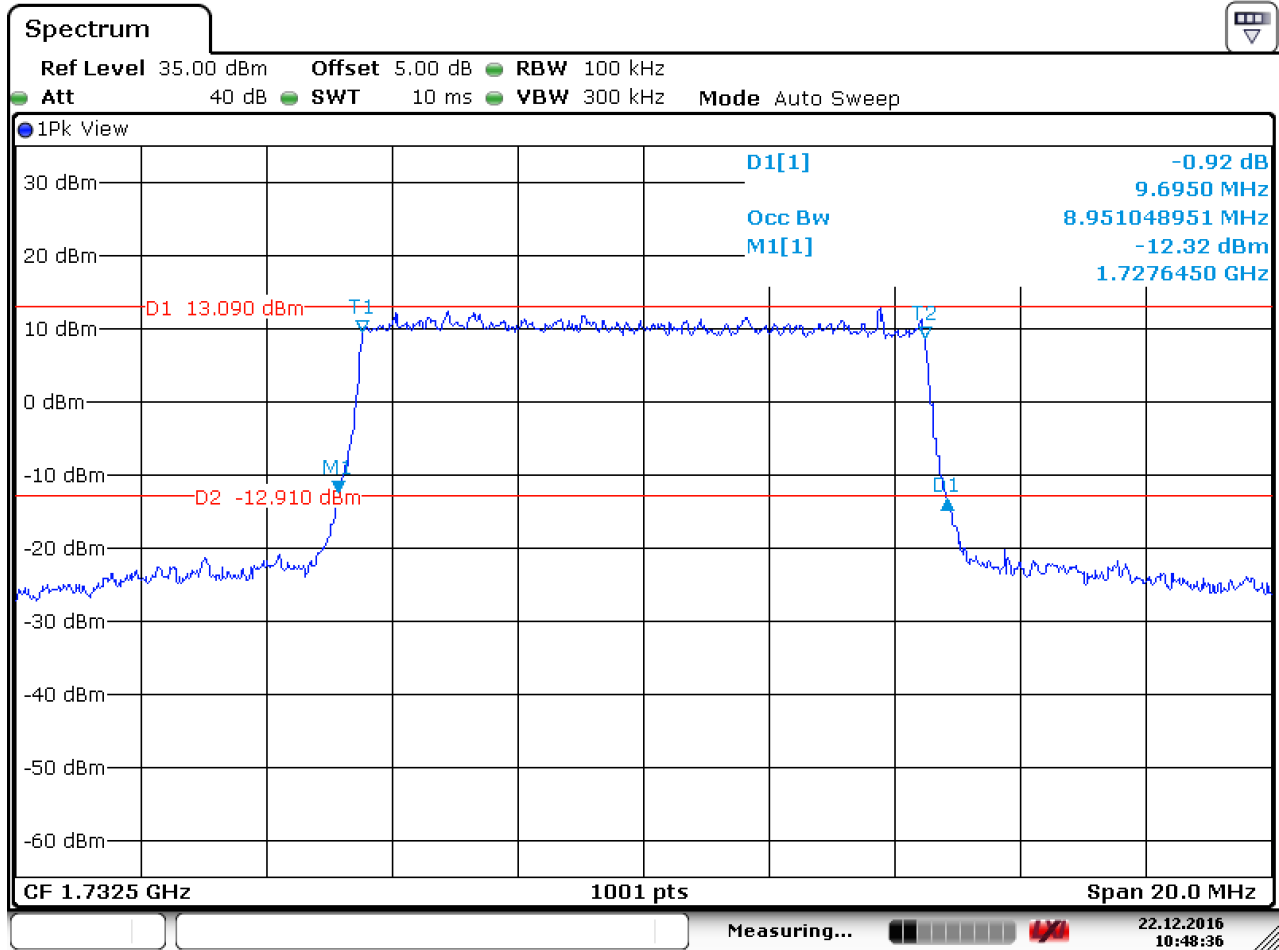
4.1.1.8 Test Mode = LTE/TM2 10MHz

4.1.1.8.1 Test Channel = LCH



Date: 22.DEC.2016 10:50:16

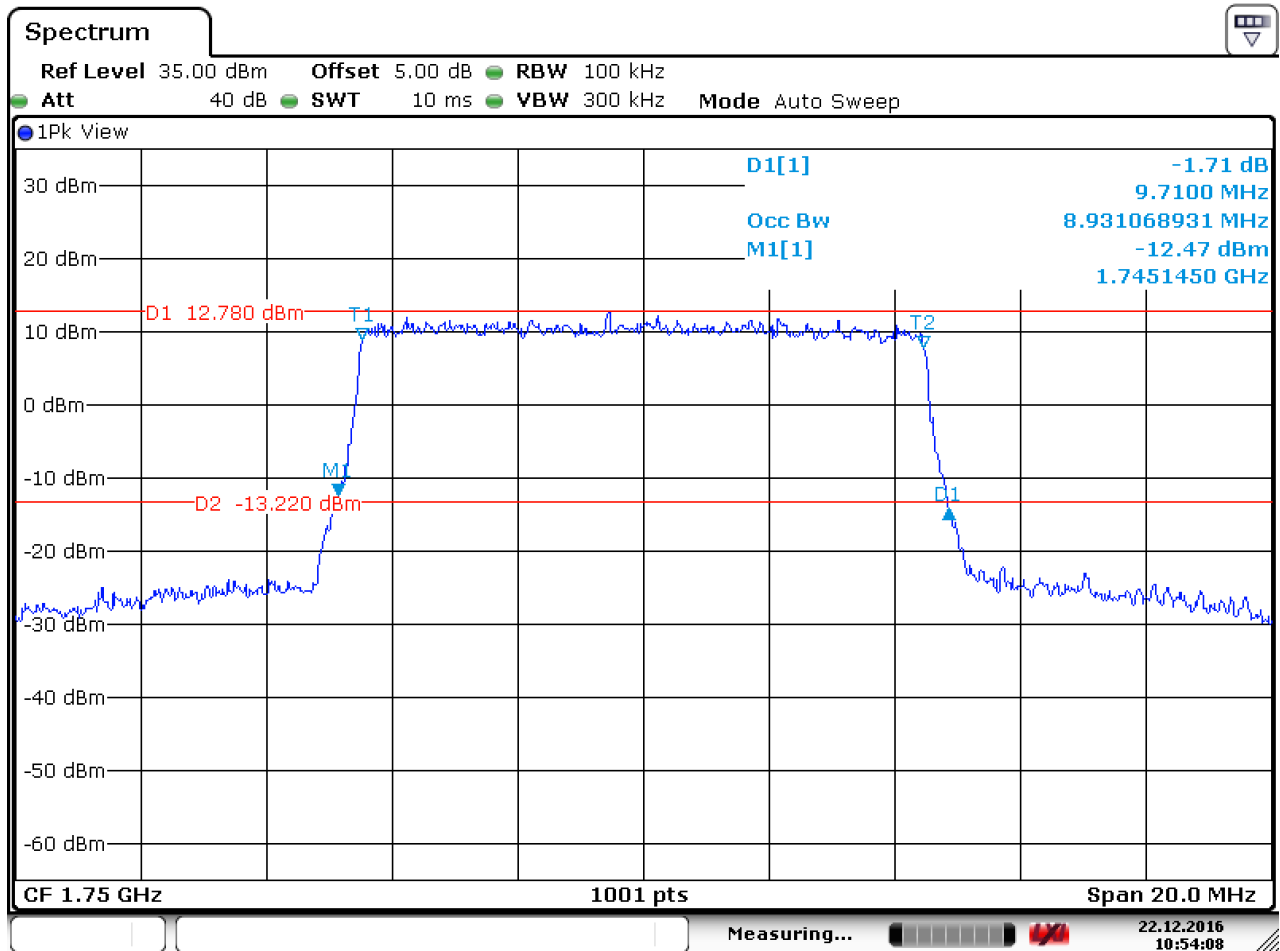
4.1.1.8.2 Test Channel = MCH



Date: 22.DEC.2016 10:48:36



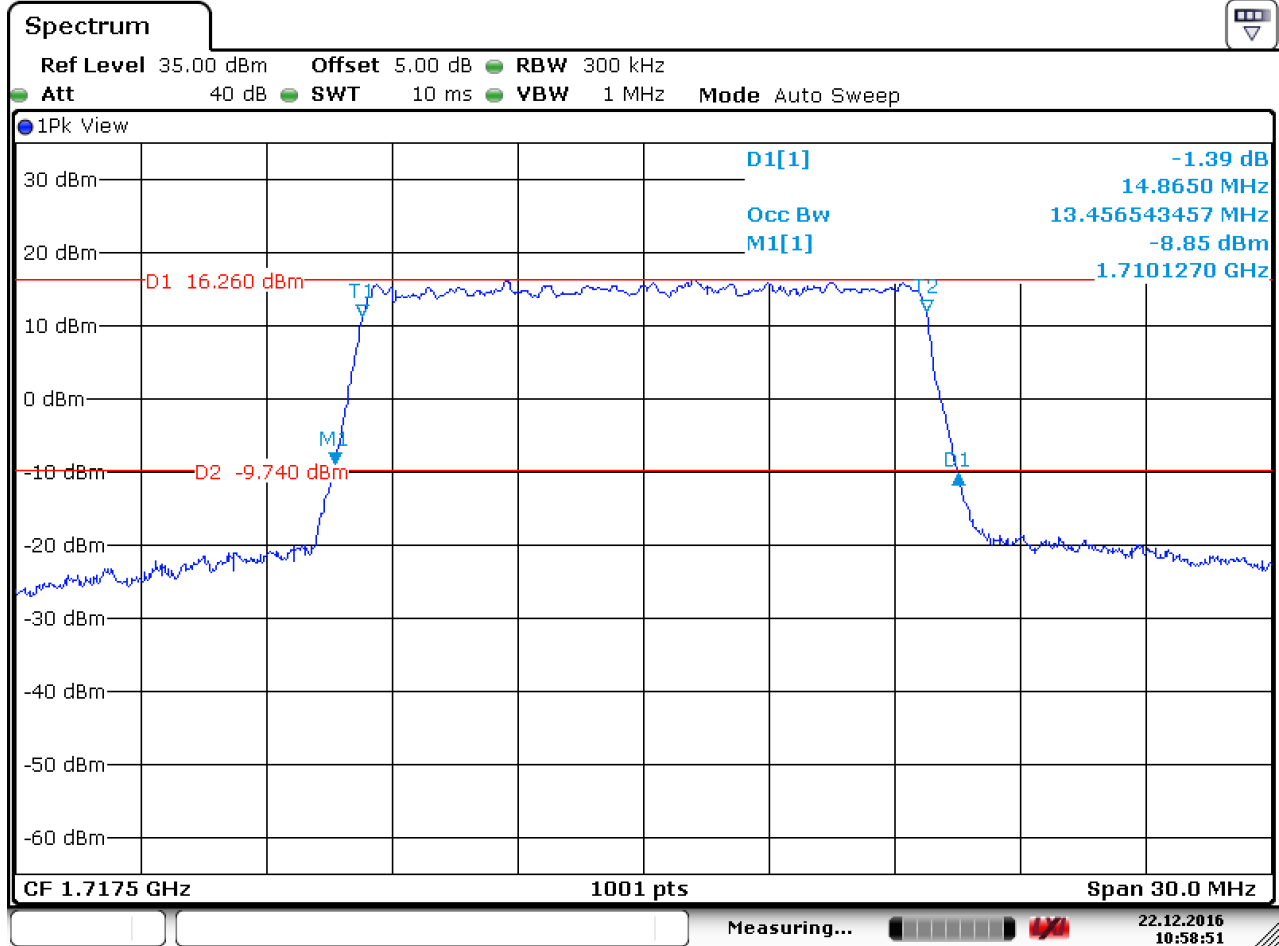
4.1.1.8.3 Test Channel = HCH



Date: 22.DEC.2016 10:54:09

4.1.1.9 Test Mode = LTE/TM1 15MHz

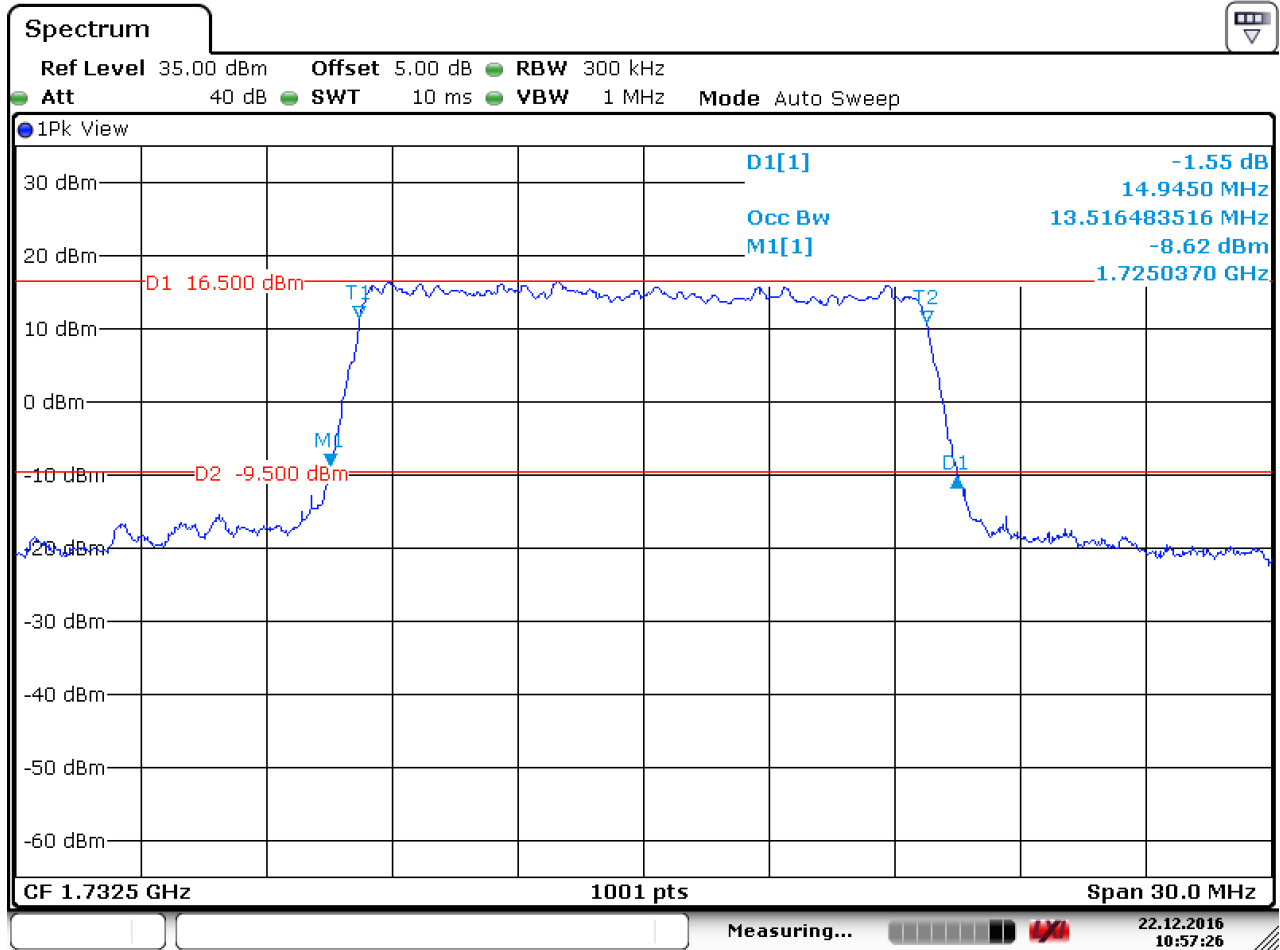
4.1.1.9.1 Test Channel = LCH



Date: 22.DEC.2016 10:58:52

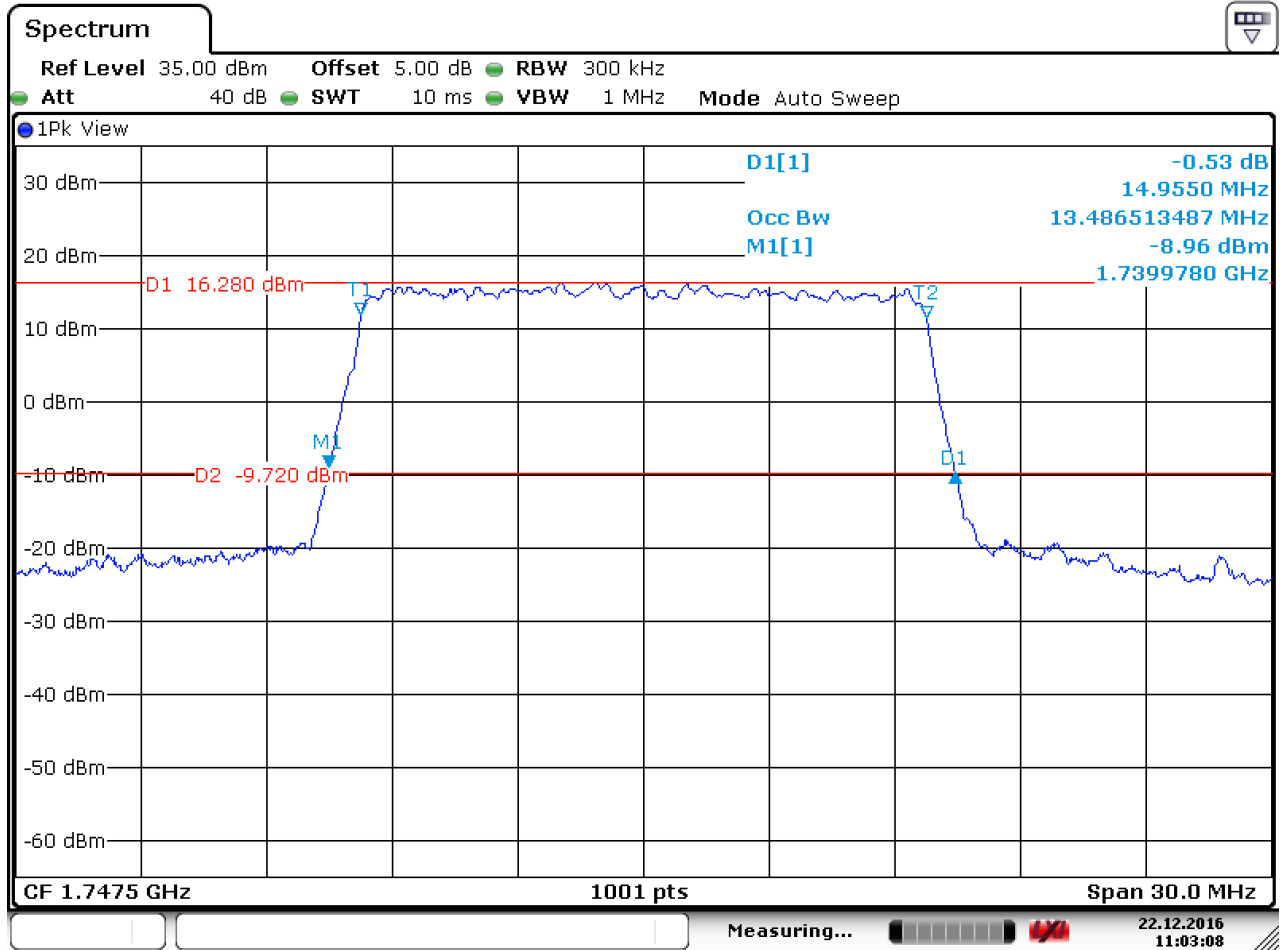


4.1.1.9.2 Test Channel = MCH



Date: 22.DEC.2016 10:57:27

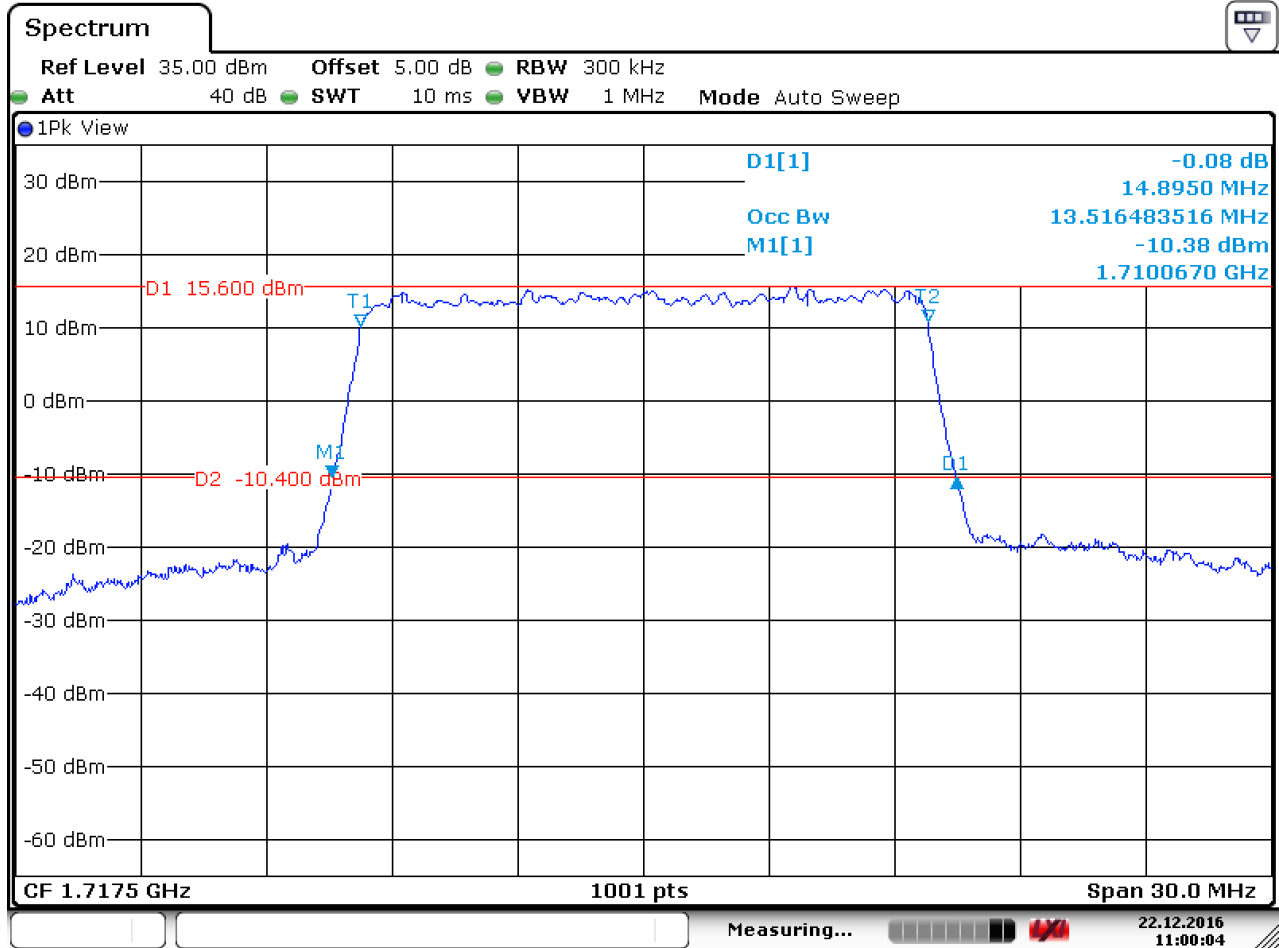
4.1.1.9.3 Test Channel = HCH



Date: 22.DEC.2016 11:03:08

4.1.1.10 Test Mode = LTE/TM2 15MHz

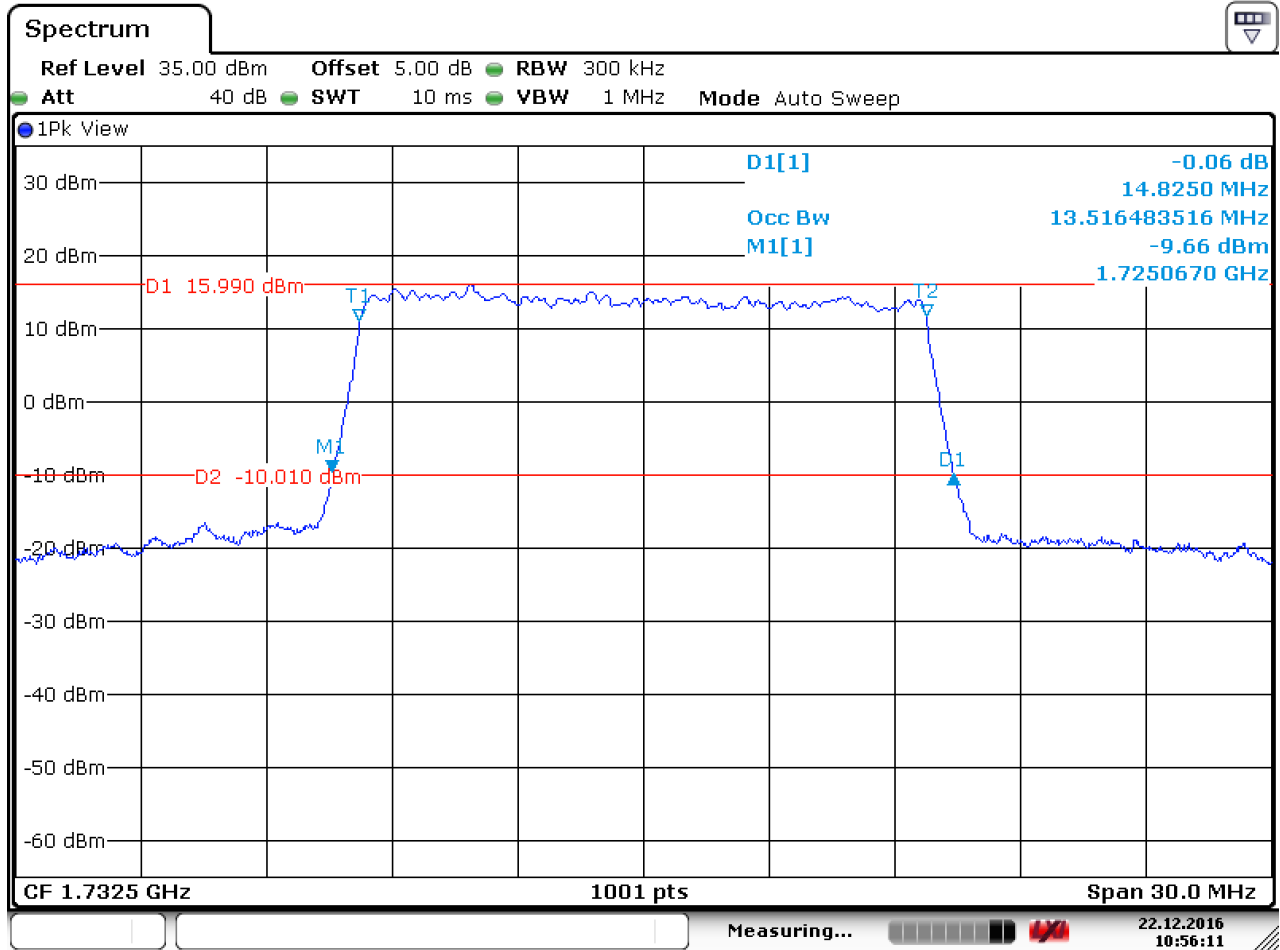
4.1.1.10.1 Test Channel = LCH



Date: 22.DEC.2016 11:00:05

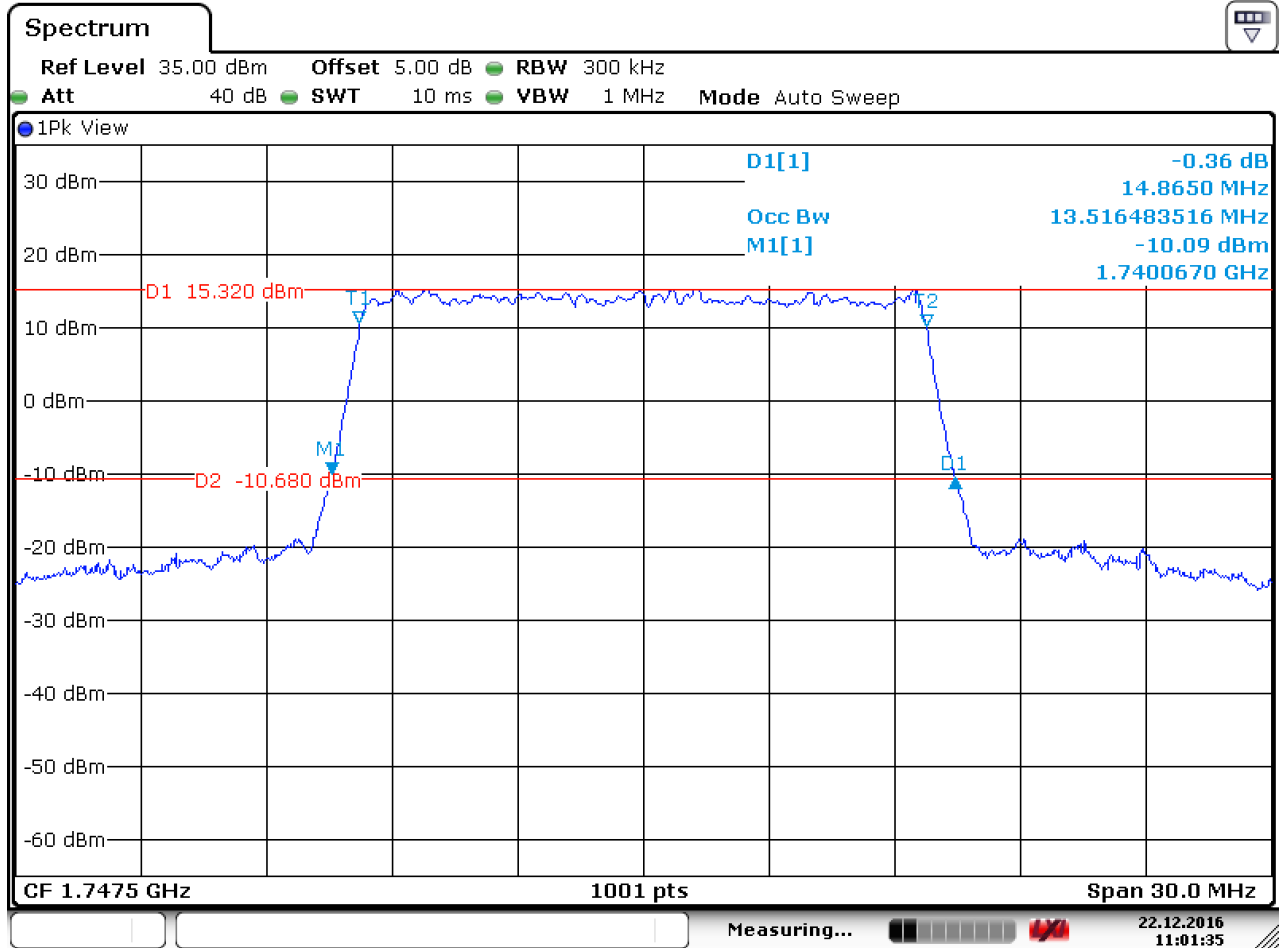


4.1.1.10.2 Test Channel = MCH



Date: 22.DEC.2016 10:56:11

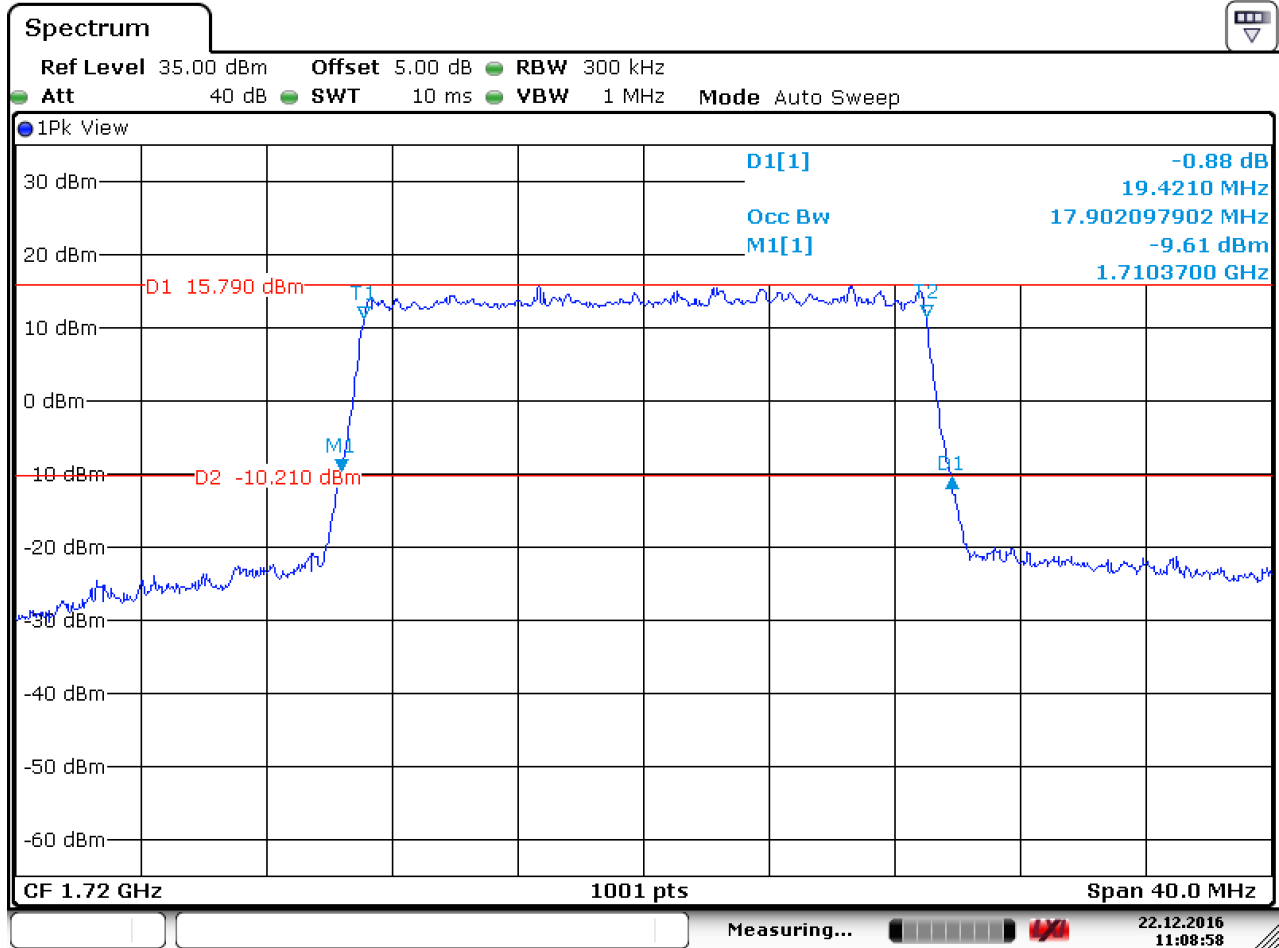
4.1.1.10.3 Test Channel = HCH



Date: 22.DEC.2016 11:01:35

4.1.1.11 Test Mode = LTE/TM1 20MHz

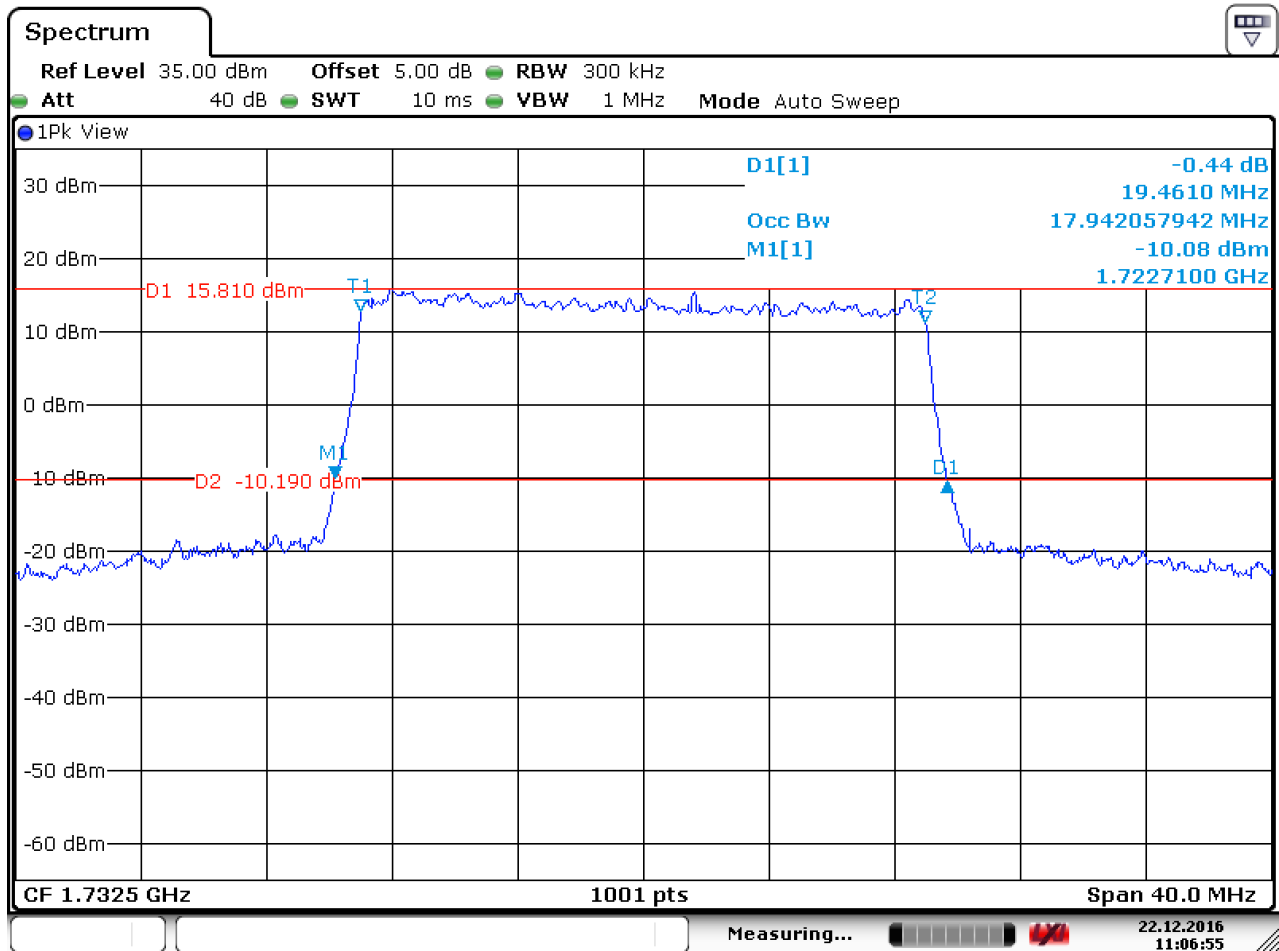
4.1.1.11.1 Test Channel = LCH



Date: 22.DEC.2016 11:08:59

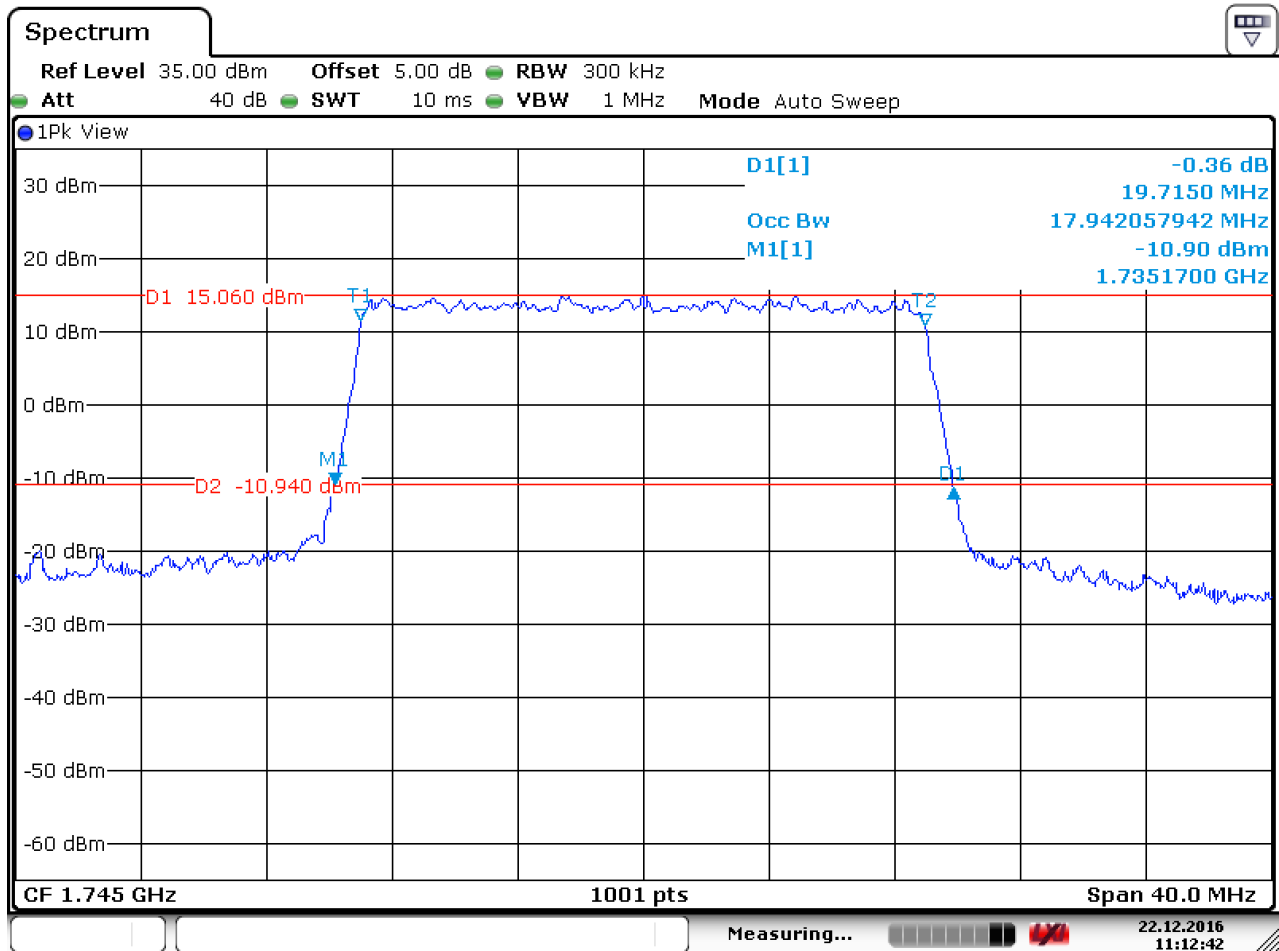


4.1.1.11.2 Test Channel = MCH



Date: 22.DEC.2016 11:06:56

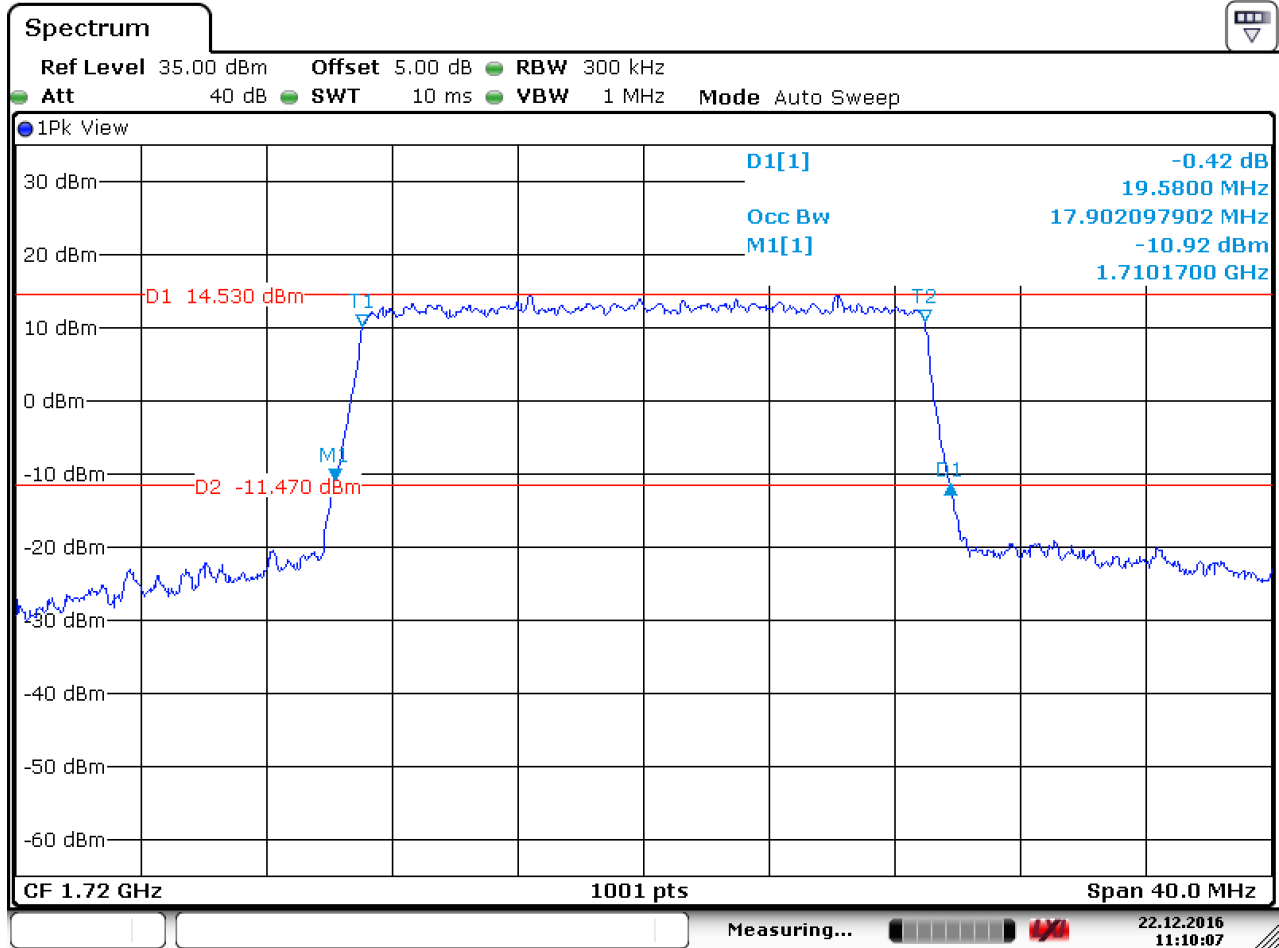
4.1.1.11.3 Test Channel = HCH



Date: 22.DEC.2016 11:12:42

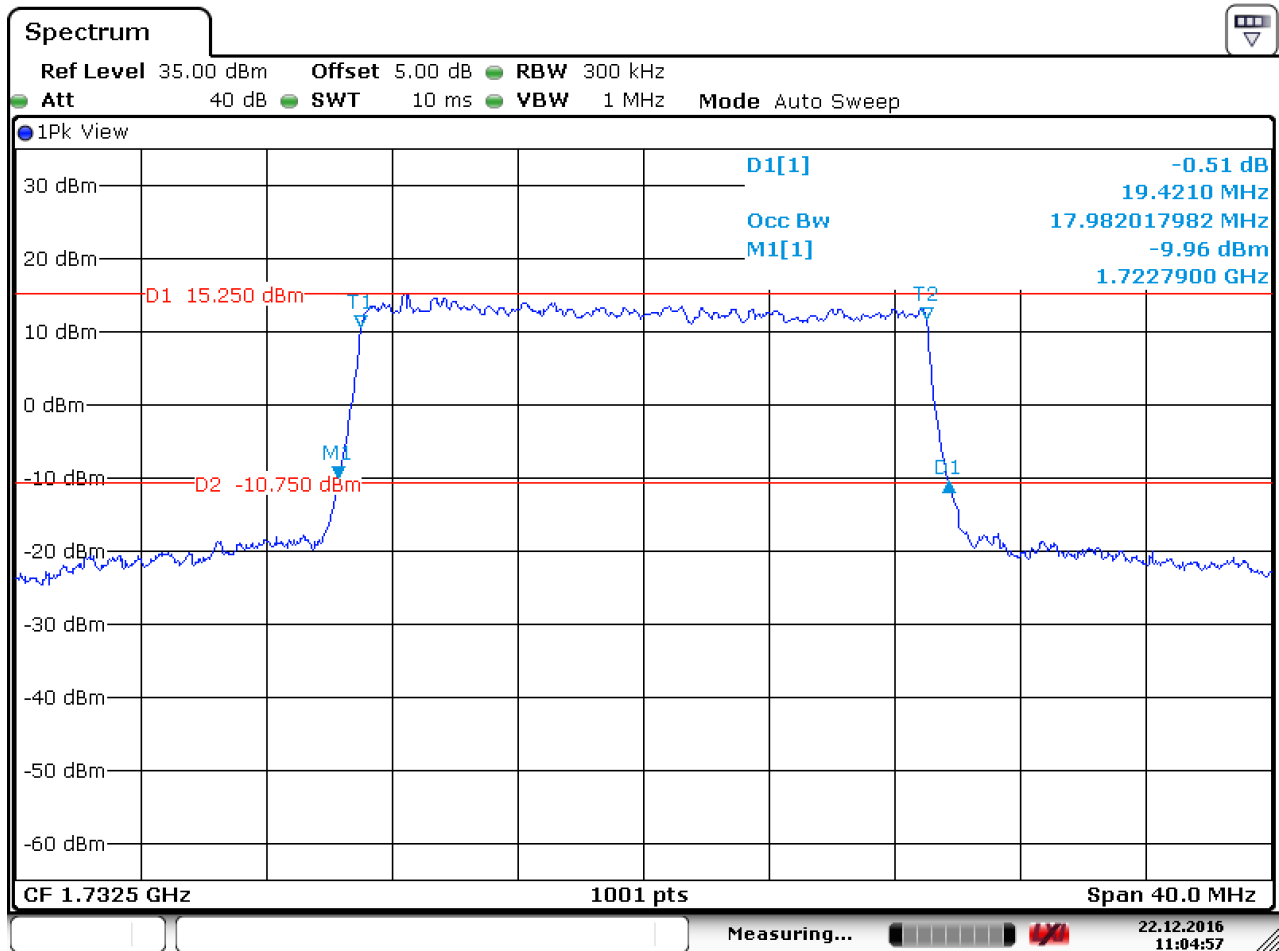
4.1.1.12 Test Mode = LTE/TM2 20MHz

4.1.1.12.1 Test Channel = LCH



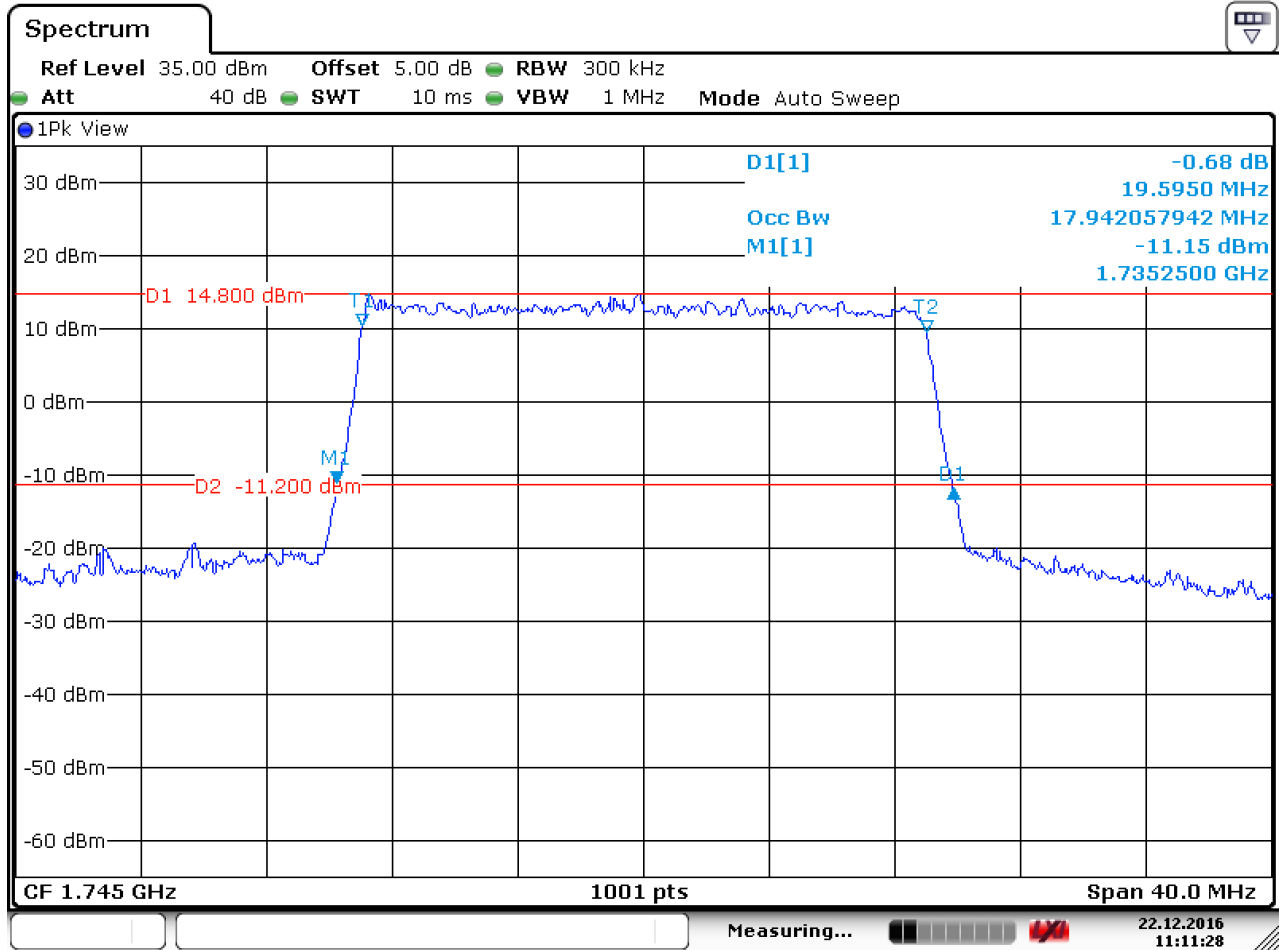
Date: 22.DEC.2016 11:10:07

4.1.1.12.2 Test Channel = MCH



Date: 22.DEC.2016 11:04:58

4.1.1.12.3 Test Channel = HCH



Date: 22.DEC.2016 11:11:28

5 Band Edges Compliance

Part I –

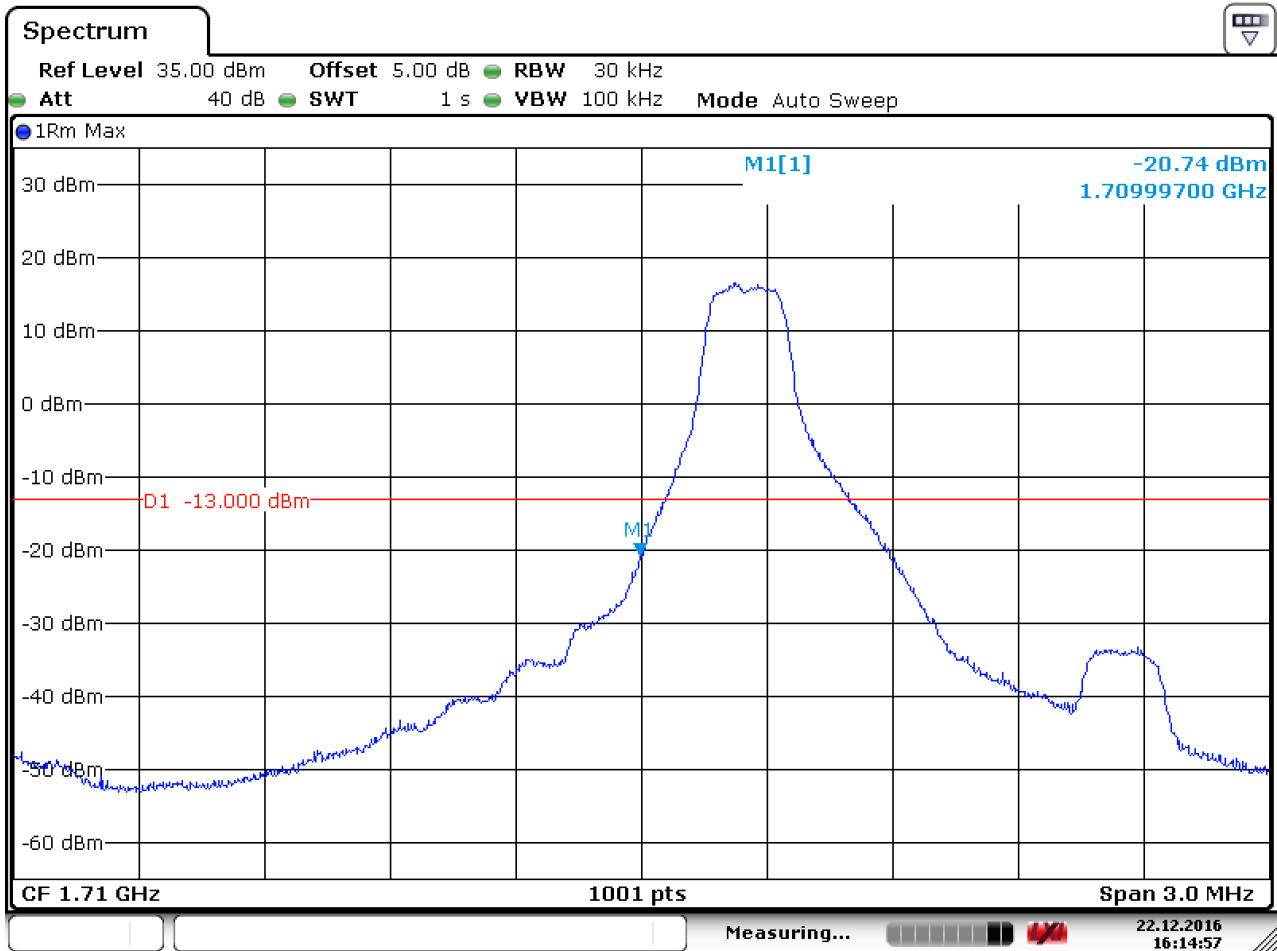
5.1 For LTE

5.1.1 Test Band = LTE band4

5.1.1.1 Test Mode = LTE/TM1 1.4MHz

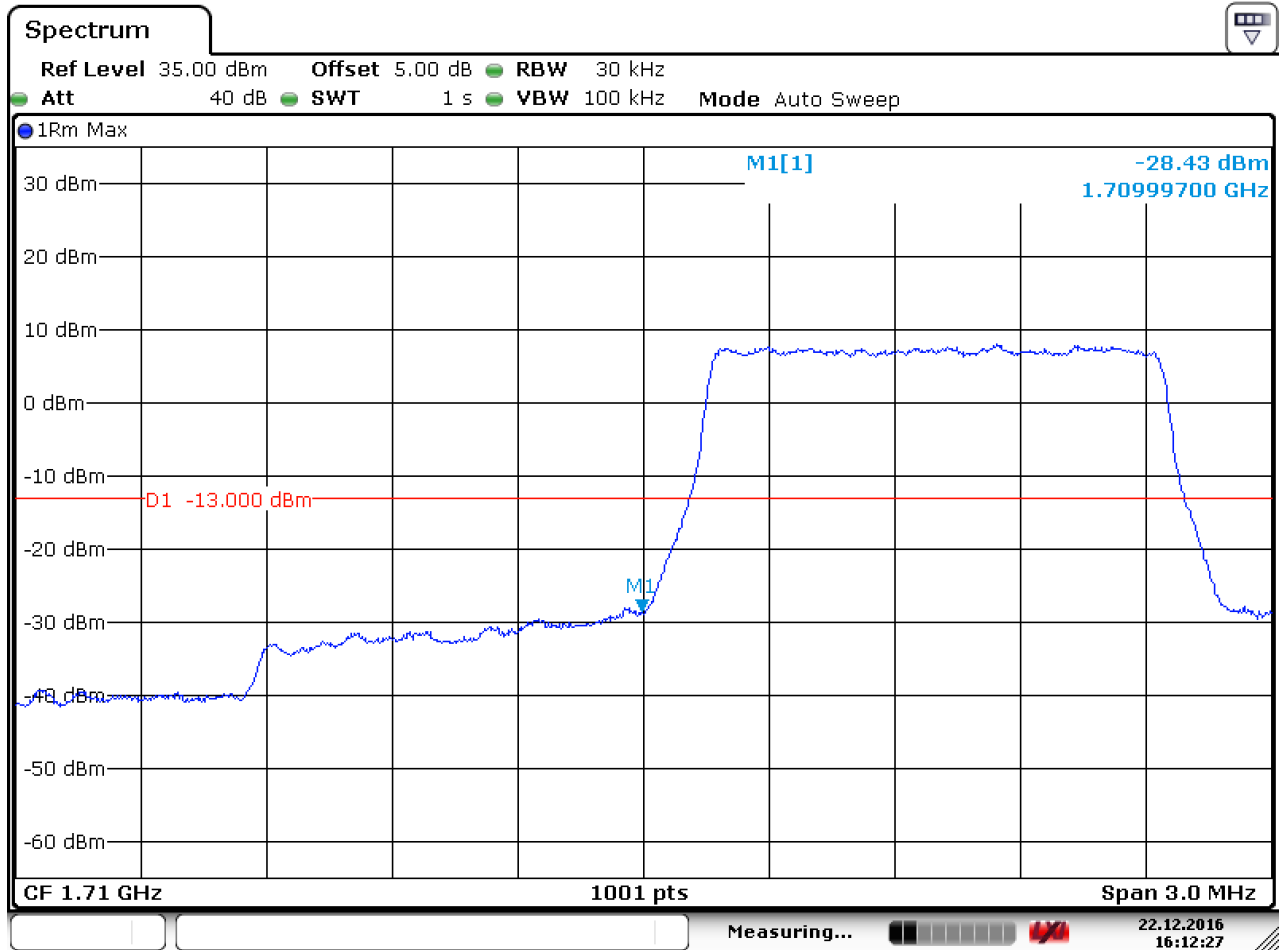
5.1.1.1.1 Test Channel = LCH

5.1.1.1.1.1 Test RB=1RB



Date: 22.DEC.2016 16:14:57

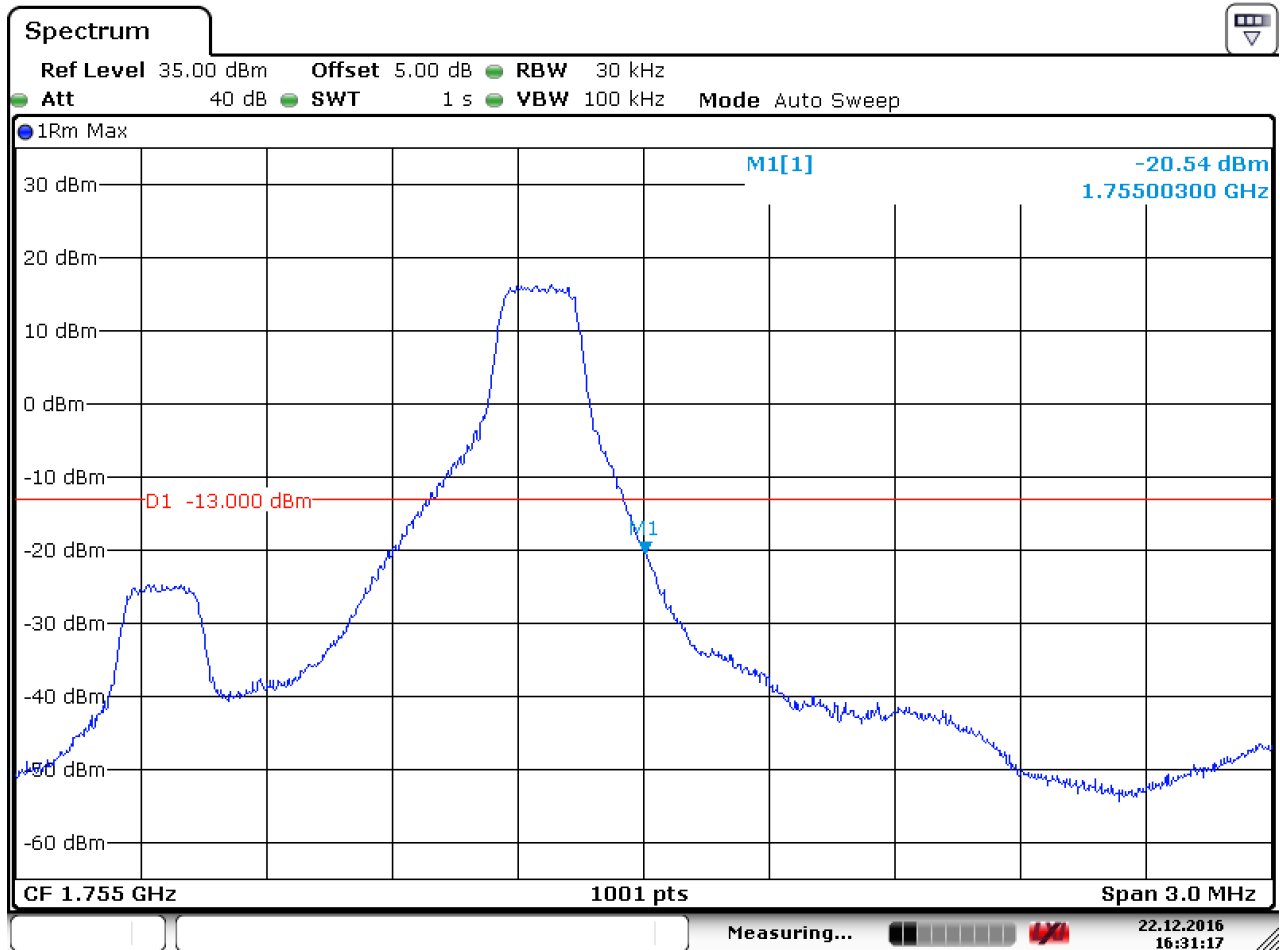
5.1.1.1.2 Test RB=6RB



Date: 22.DEC.2016 16:12:28

5.1.1.1.2 Test Channel = HCH

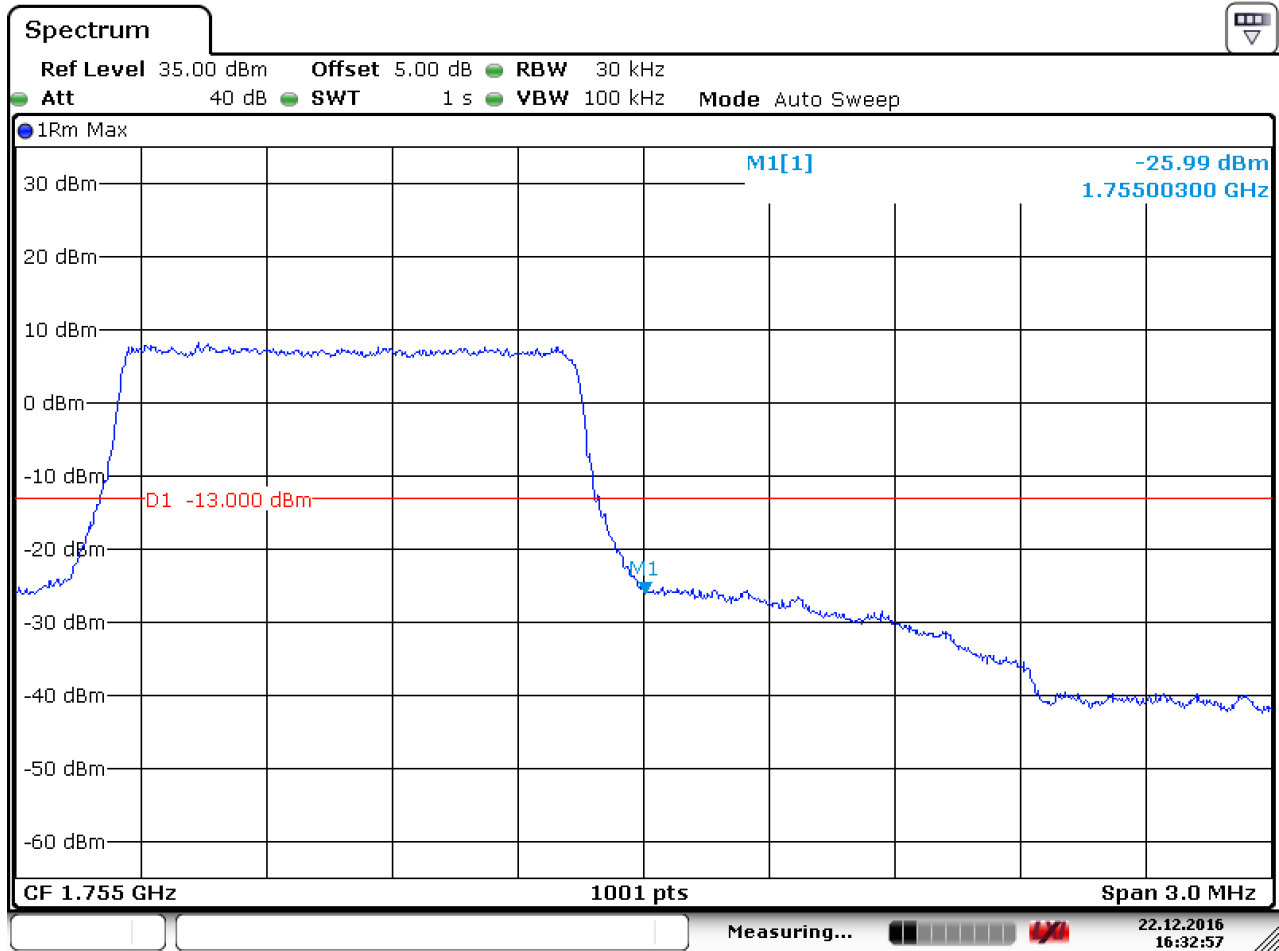
5.1.1.1.2.1 Test RB=1RB



Date: 22.DEC.2016 16:31:17



5.1.1.1.2.2 Test RB=6RB



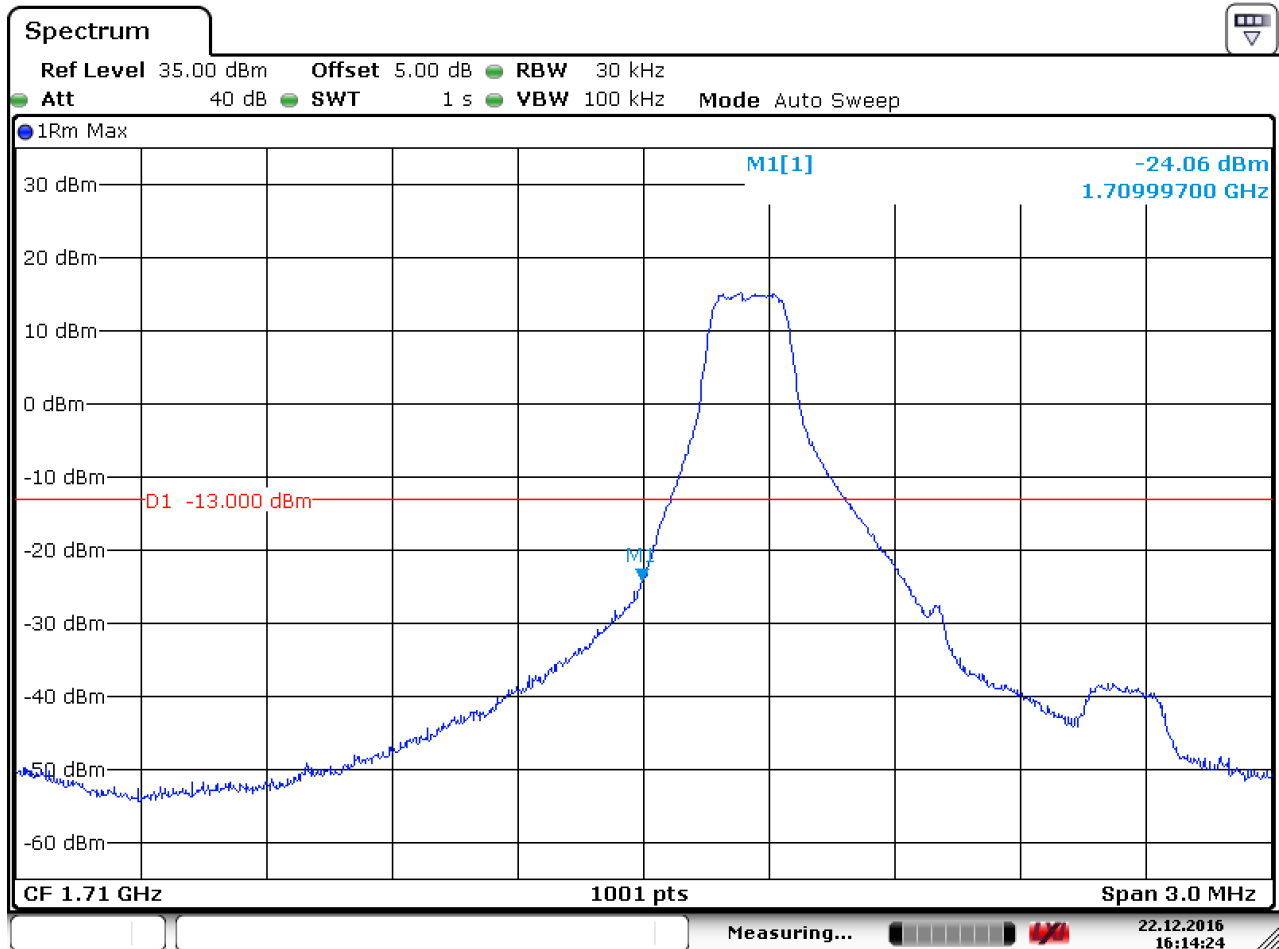
Date: 22.DEC.2016 16:32:58



5.1.1.2 Test Mode = LTE/TM2 1.4MHz

5.1.1.2.1 Test Channel = LCH

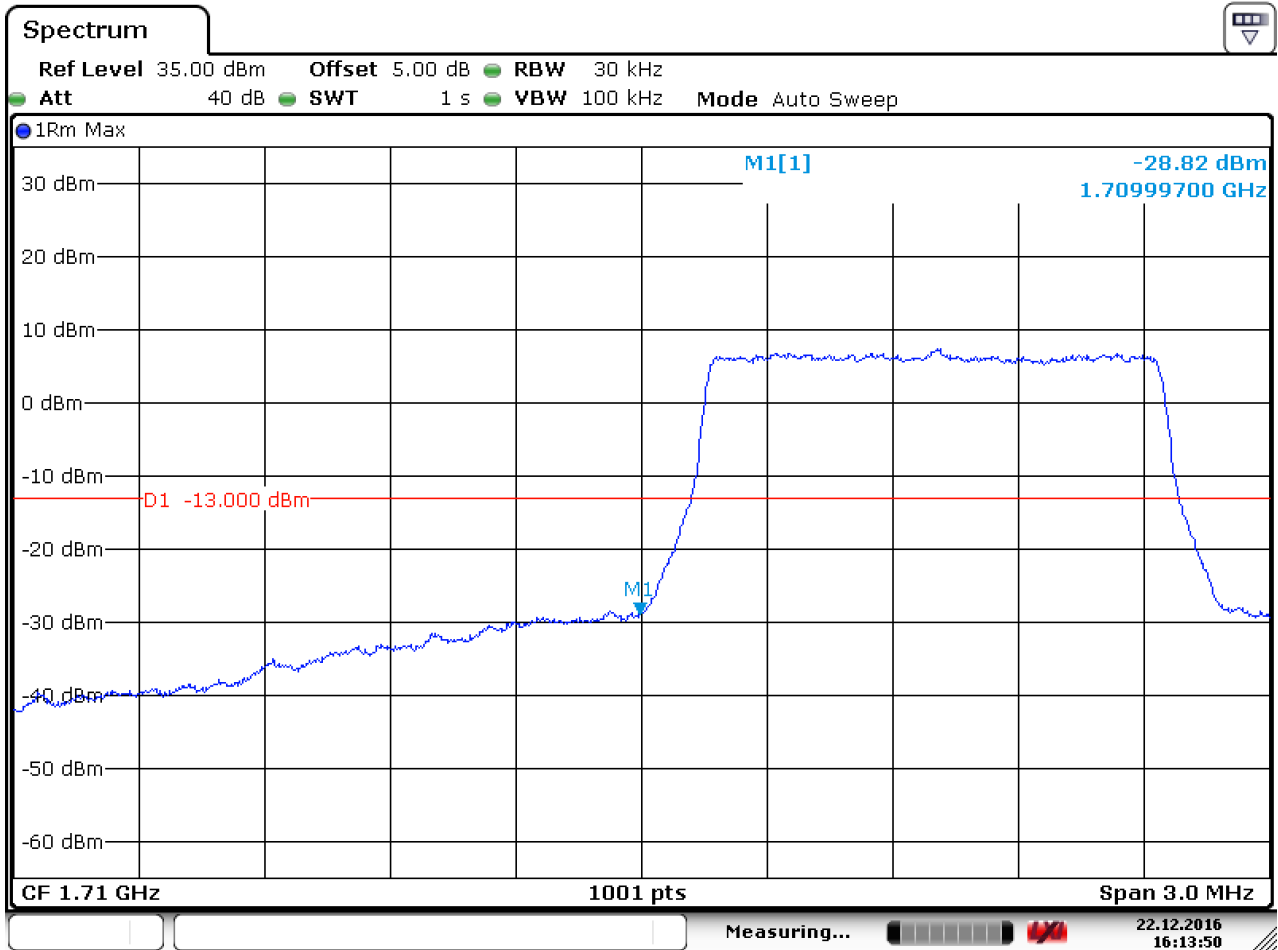
5.1.1.2.1.1 Test RB=1RB



Date: 22.DEC.2016 16:14:24



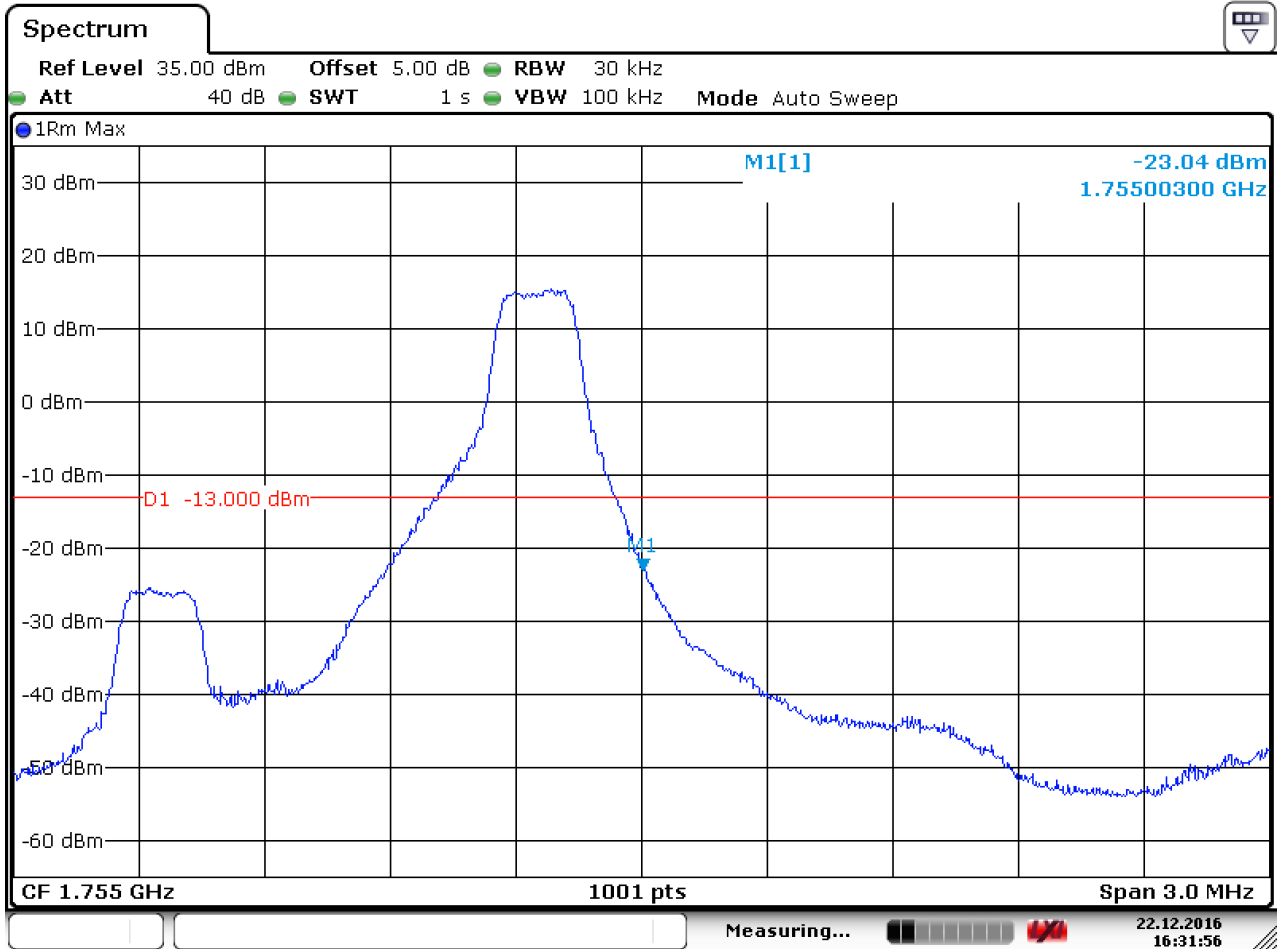
5.1.1.2.1.2 Test RB=6RB



Date: 22.DEC.2016 16:13:50

5.1.1.2.2 Test Channel = HCH

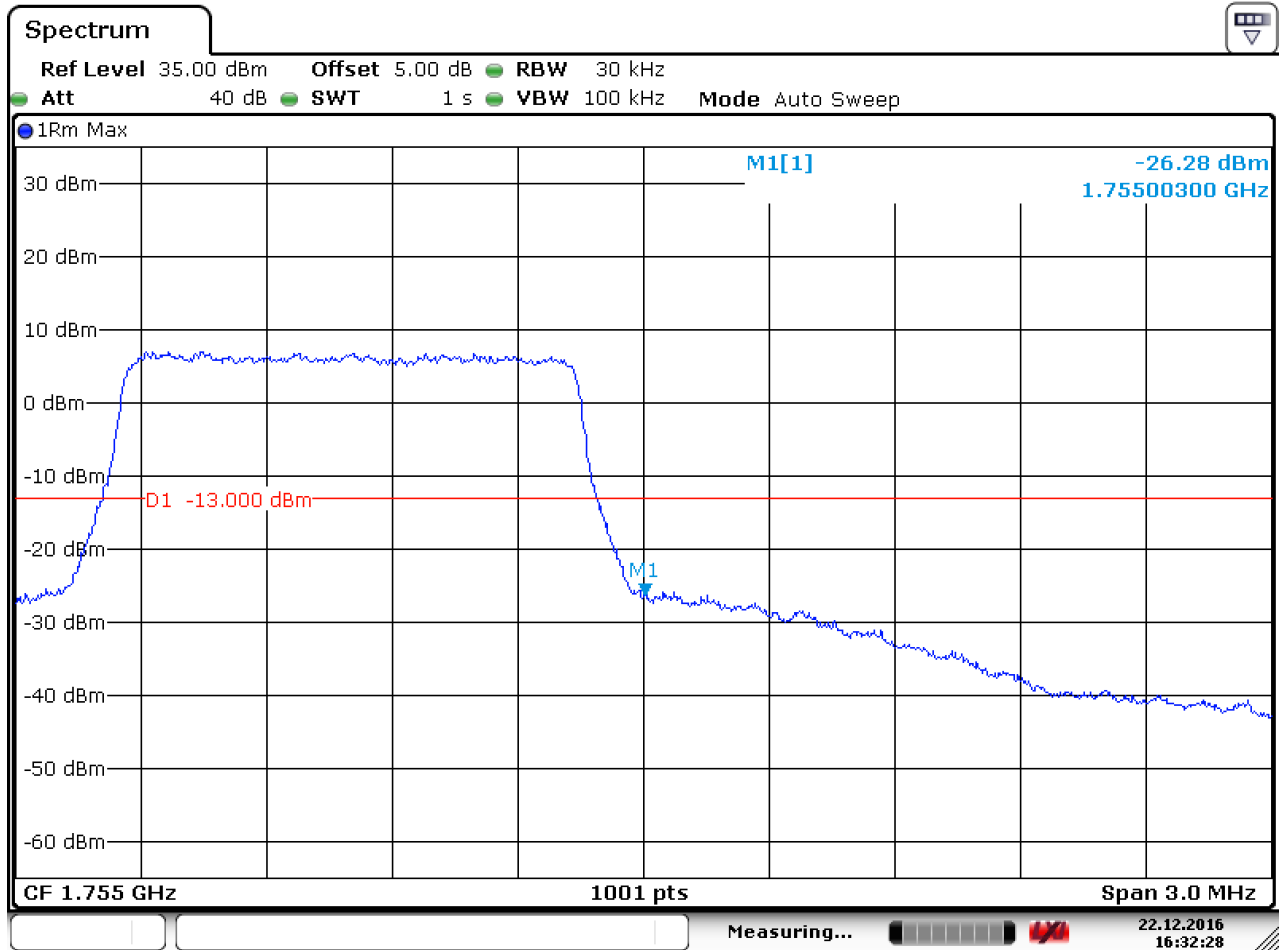
5.1.1.2.2.1 Test RB=1RB



Date: 22.DEC.2016 16:31:57



5.1.1.2.2.2 Test RB=6RB



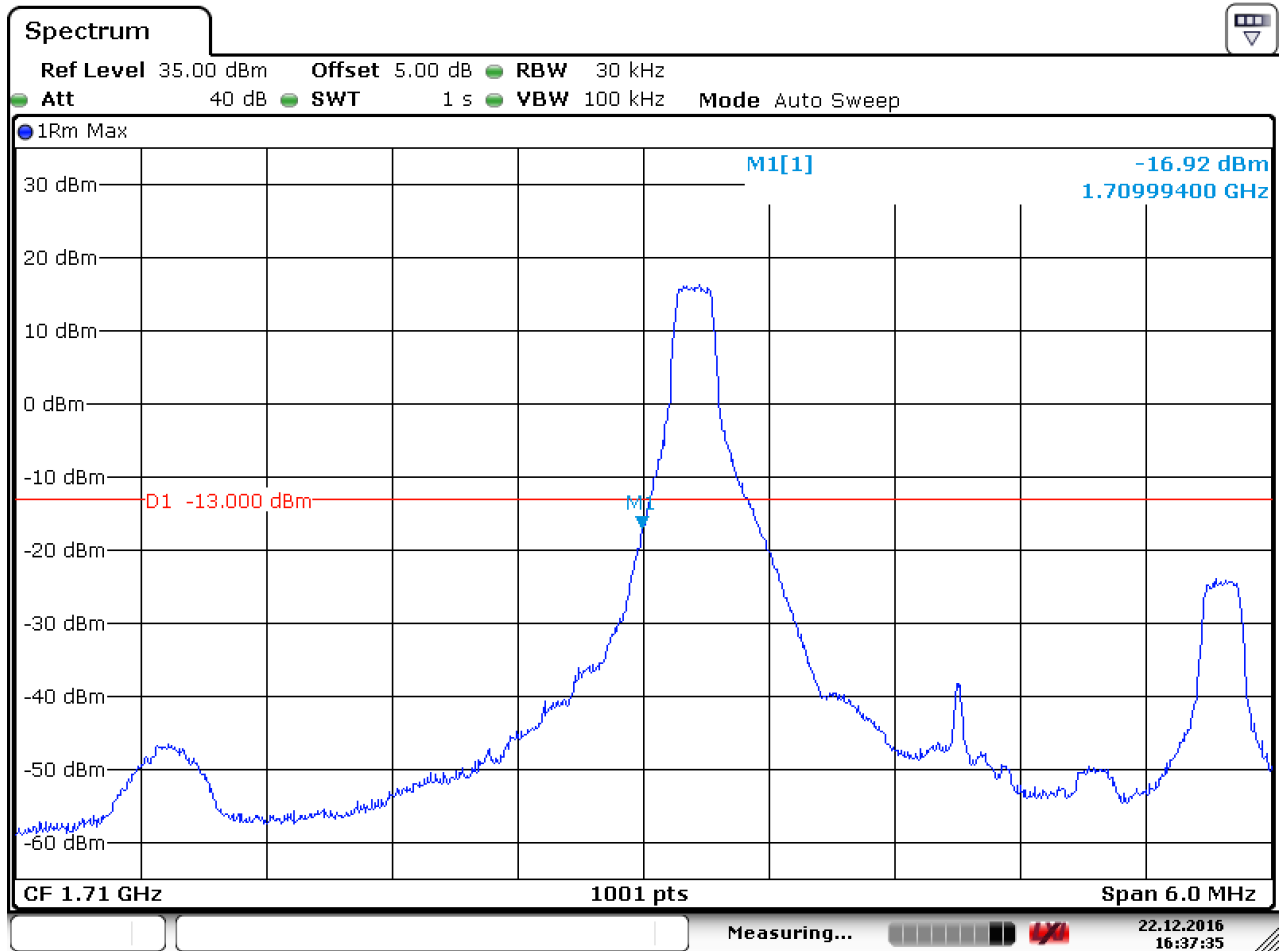
Date: 22.DEC.2016 16:32:28



5.1.1.3 Test Mode = LTE/TM1 3MHz

5.1.1.3.1 Test Channel = LCH

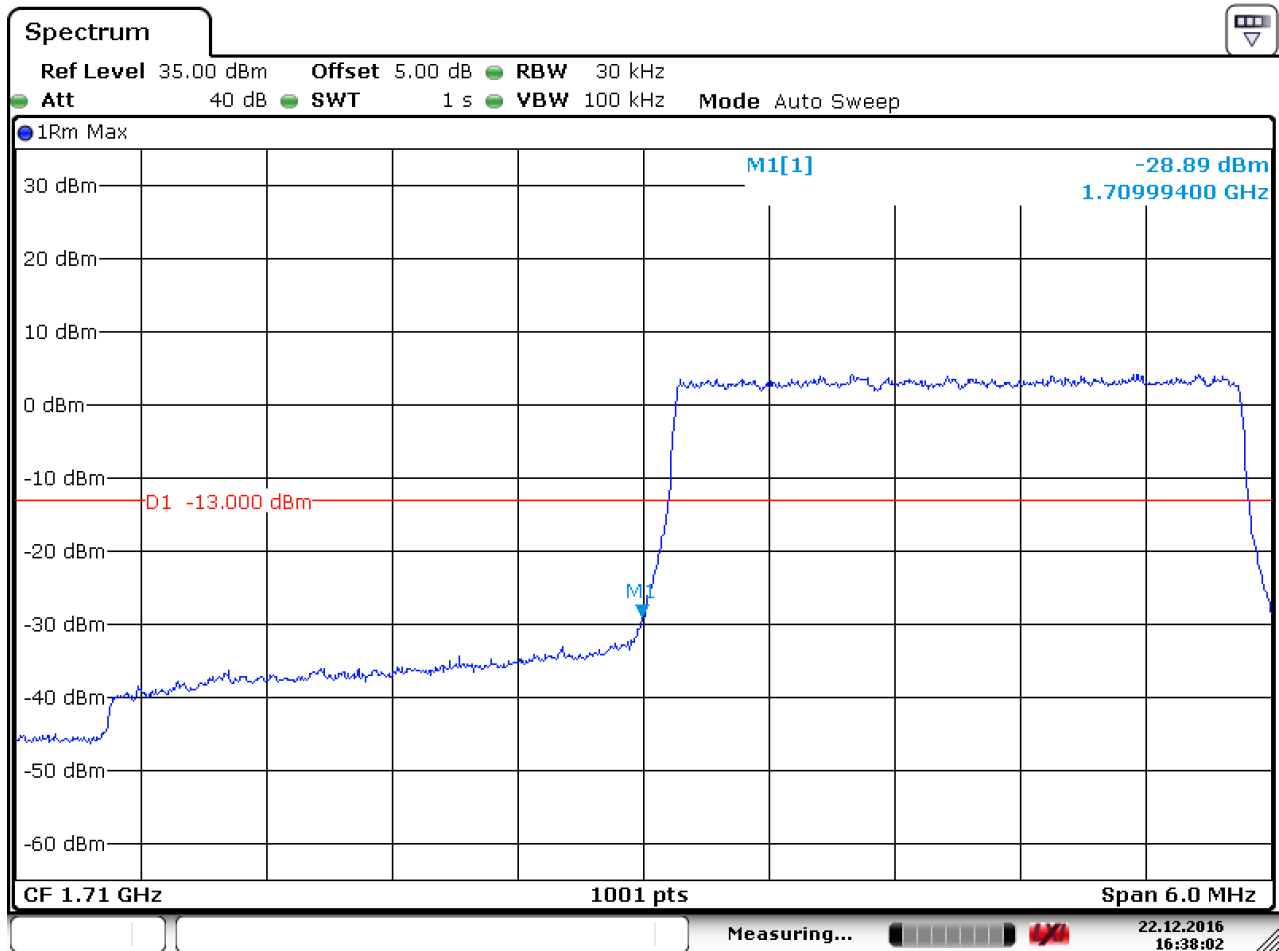
5.1.1.3.1.1 Test RB=1RB



Date: 22.DEC.2016 16:37:35



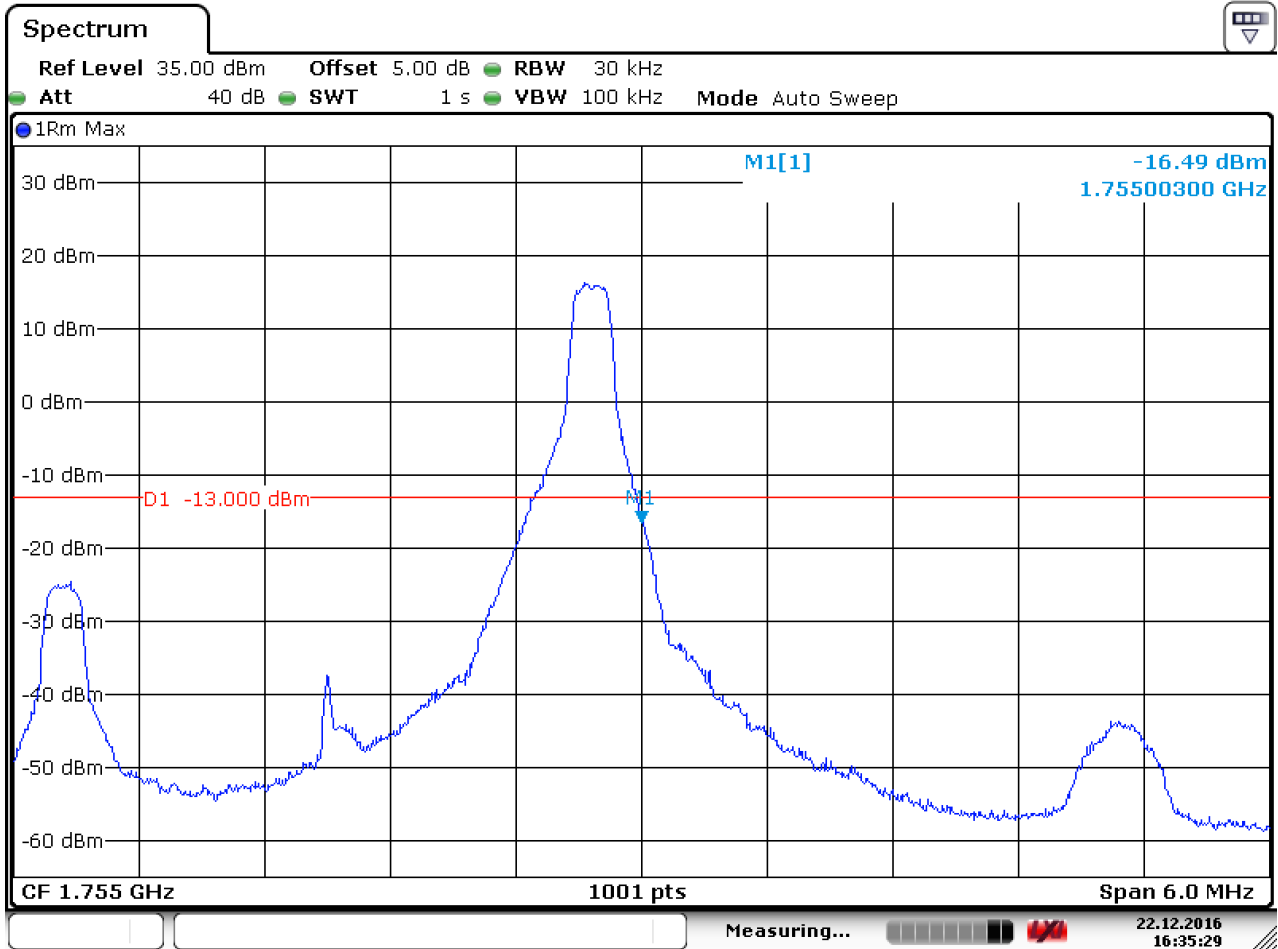
5.1.1.3.1.2 Test RB=15RB



Date: 22.DEC.2016 16:38:03

5.1.1.3.2 Test Channel = HCH

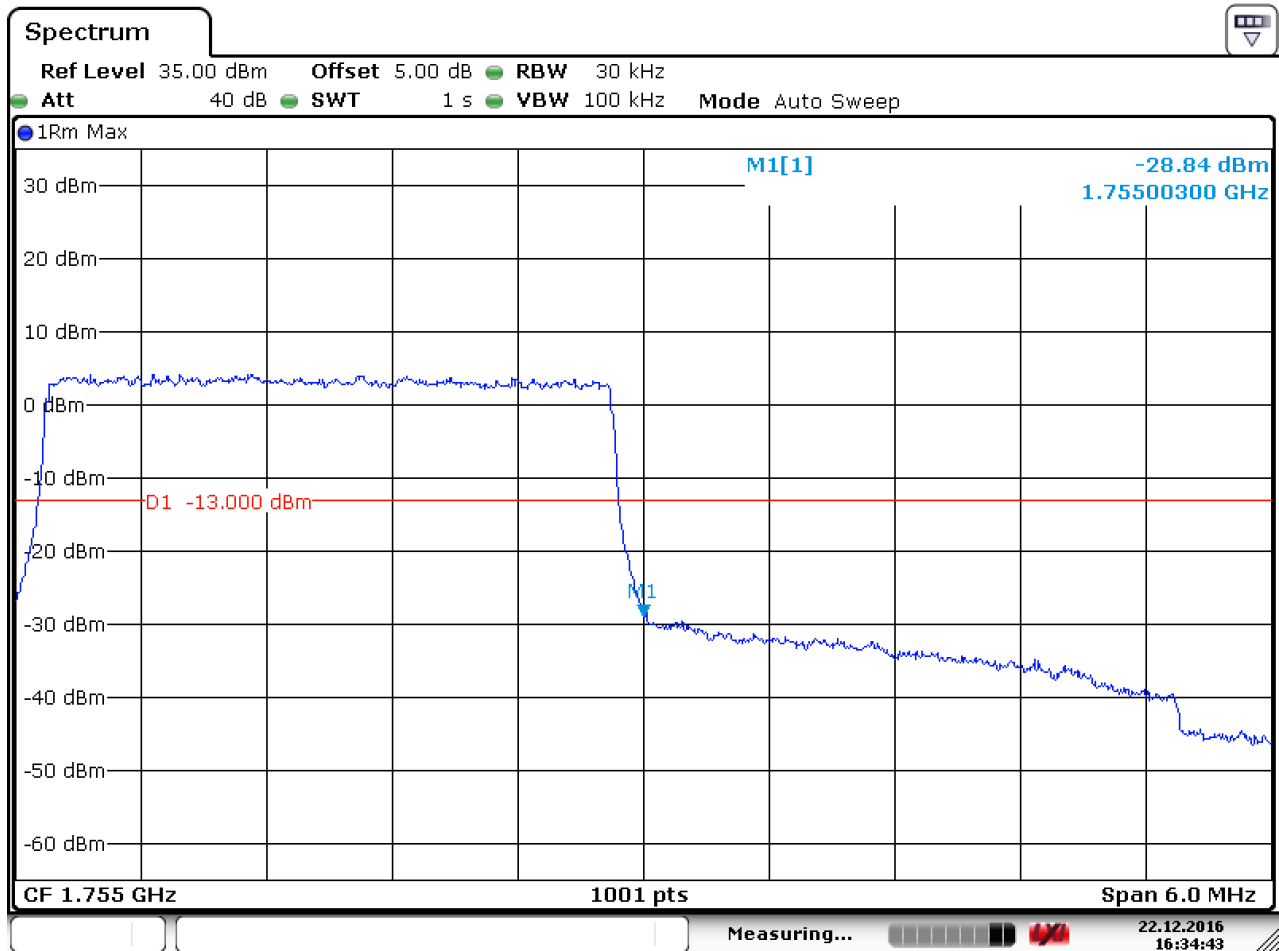
5.1.1.3.2.1 Test RB=1RB



Date: 22.DEC.2016 16:35:29



5.1.1.3.2.2 Test RB=15RB



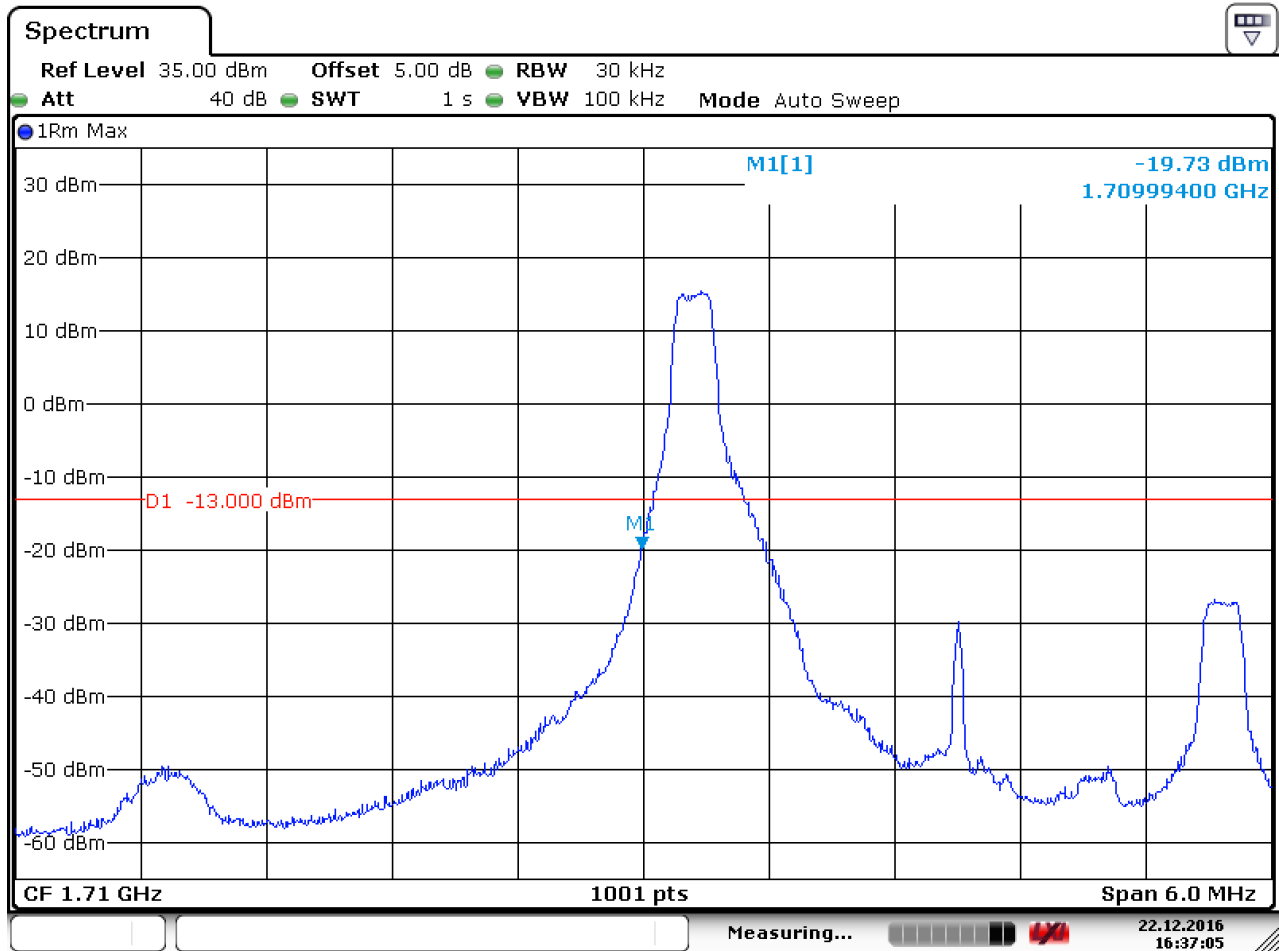
Date: 22.DEC.2016 16:34:43



5.1.1.4 Test Mode = LTE/TM2 3MHz

5.1.1.4.1 Test Channel = LCH

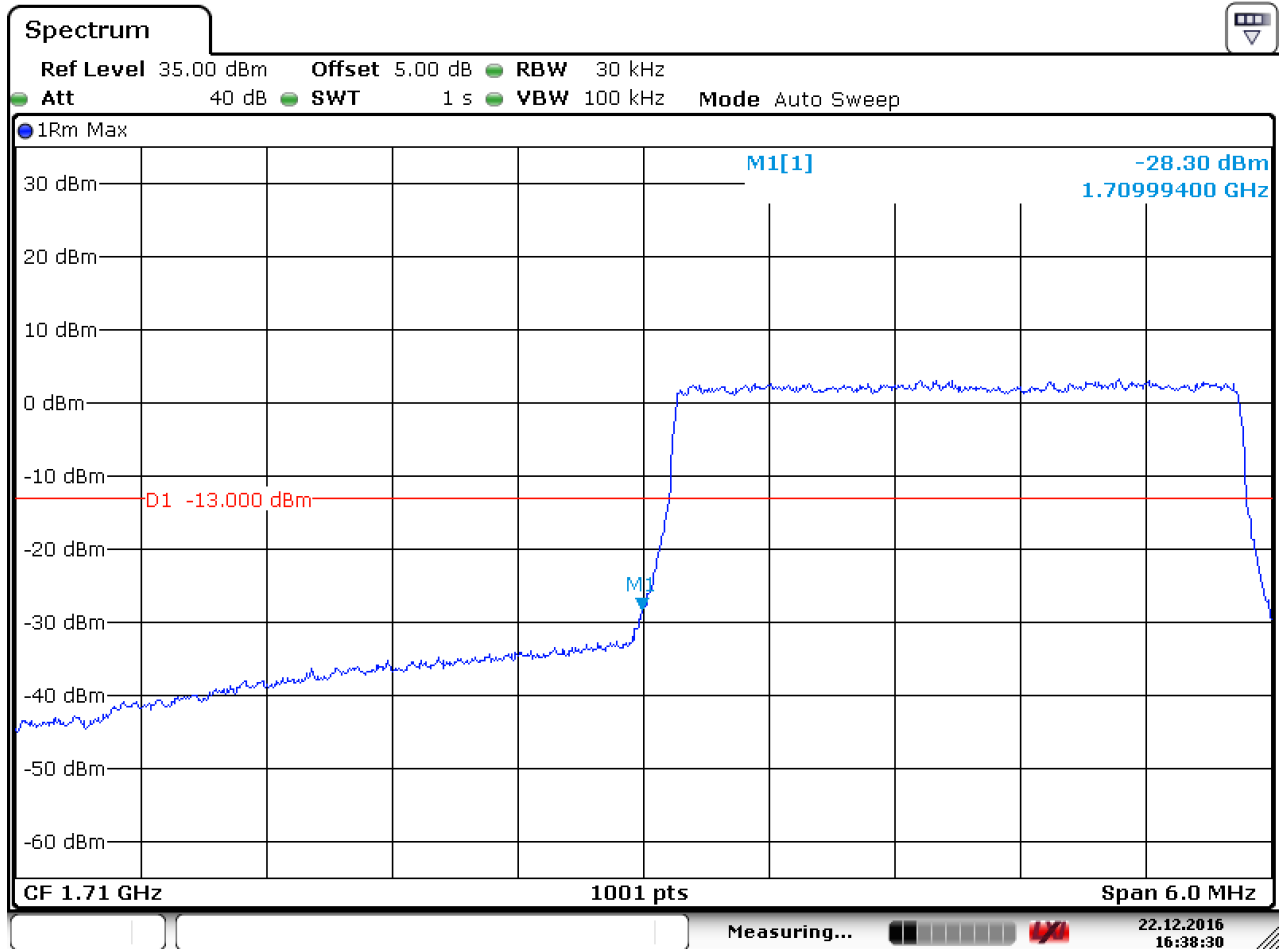
5.1.1.4.1.1 Test RB=1RB



Date: 22.DEC.2016 16:37:05



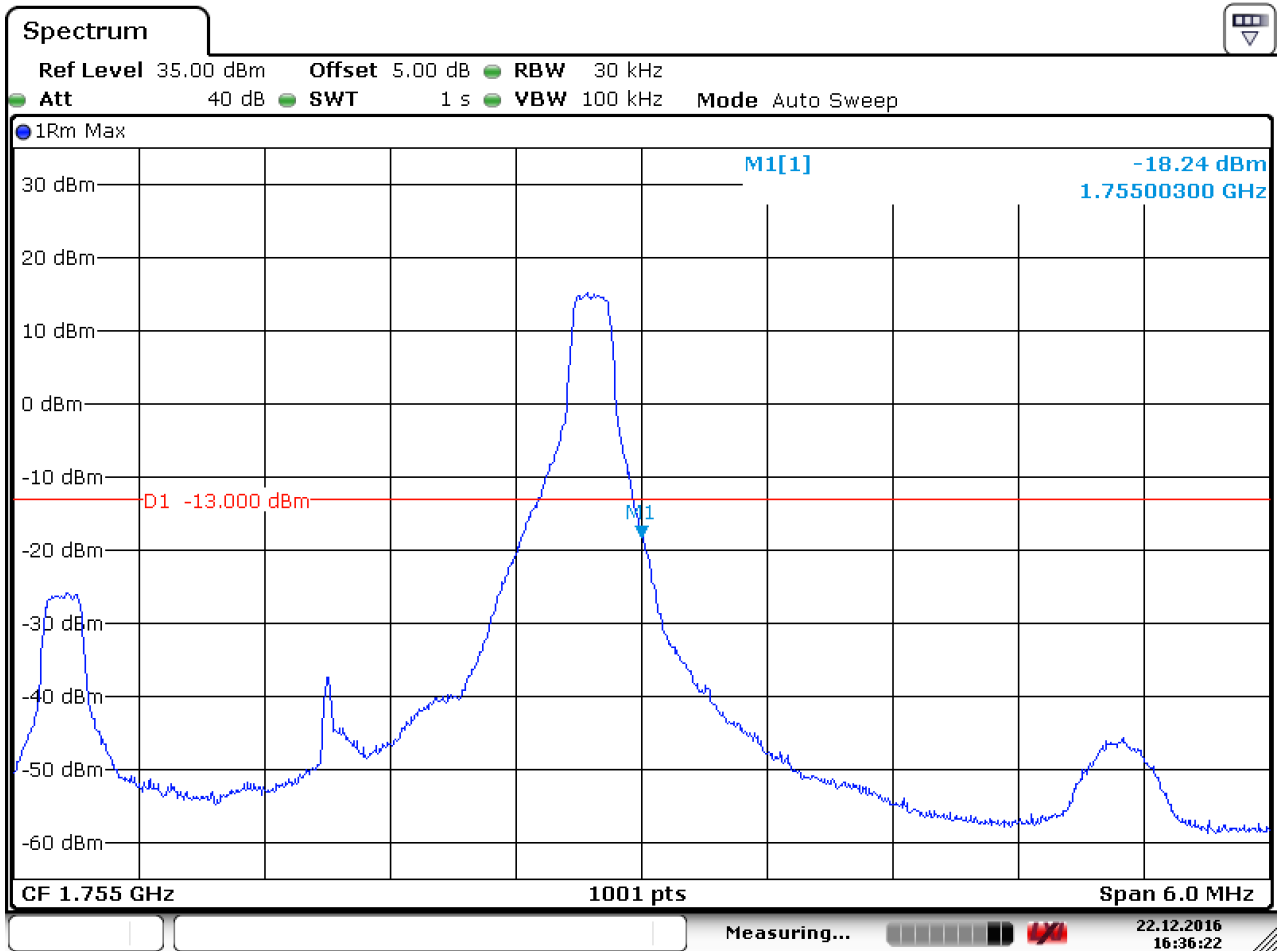
5.1.1.4.1.2 Test RB=15RB



Date: 22.DEC.2016 16:38:30

5.1.1.4.2 Test Channel = HCH

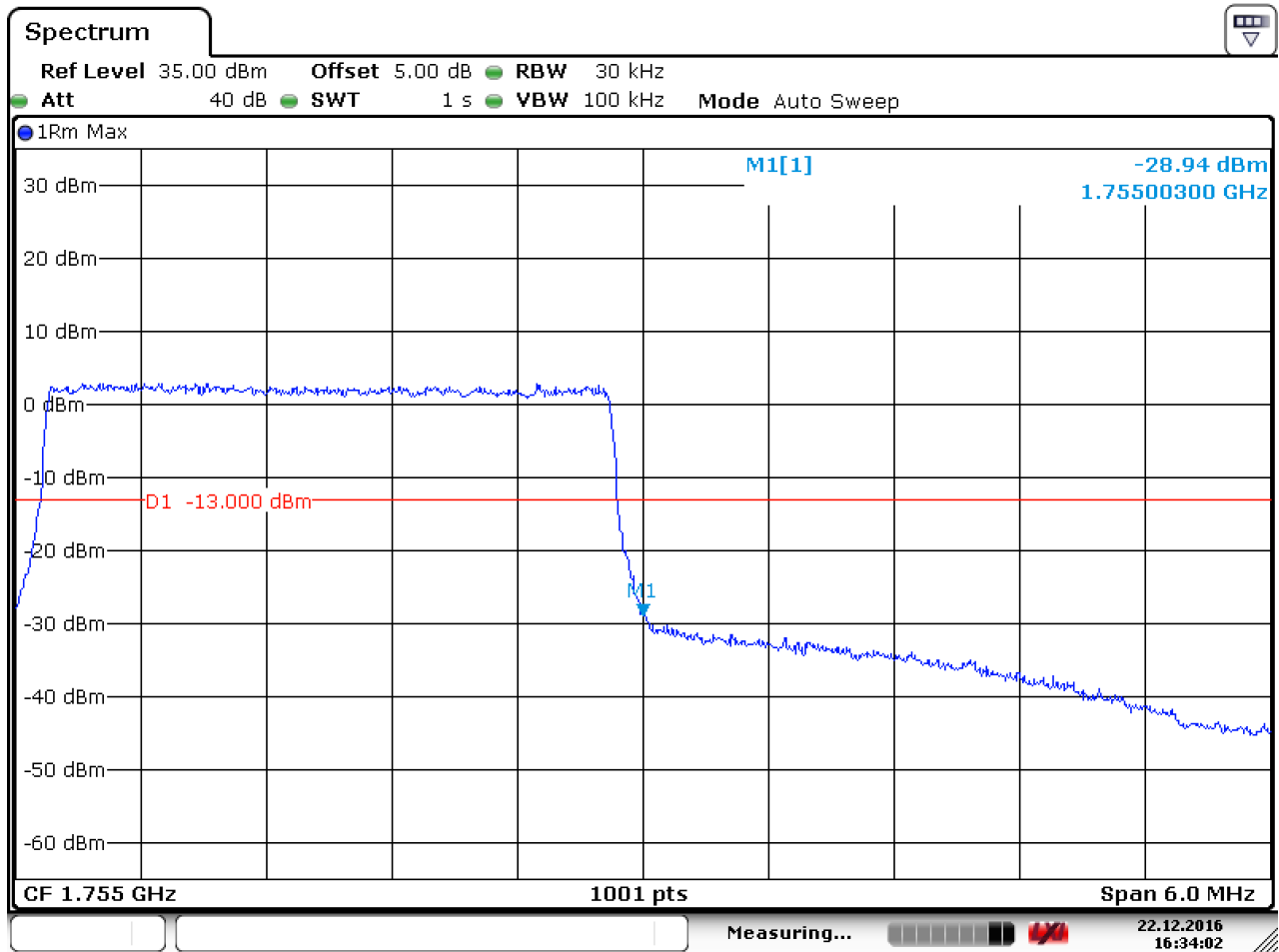
5.1.1.4.2.1 Test RB=1RB



Date: 22.DEC.2016 16:36:22



5.1.1.4.3 Test RB=15RB



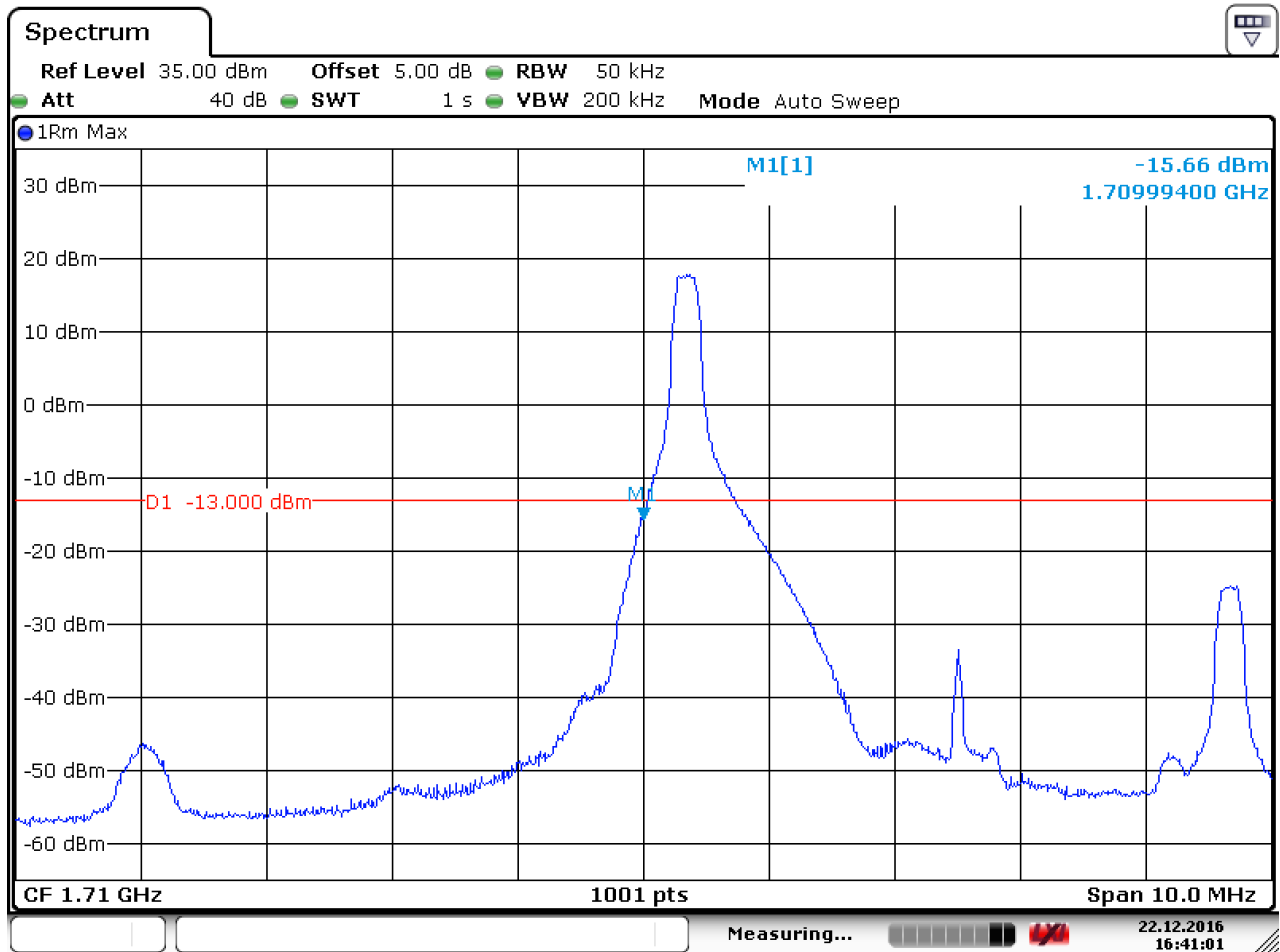
Date: 22.DEC.2016 16:34:02



5.1.1.5 Test Mode = LTE/TM1 5MHz

5.1.1.5.1 Test Channel = LCH

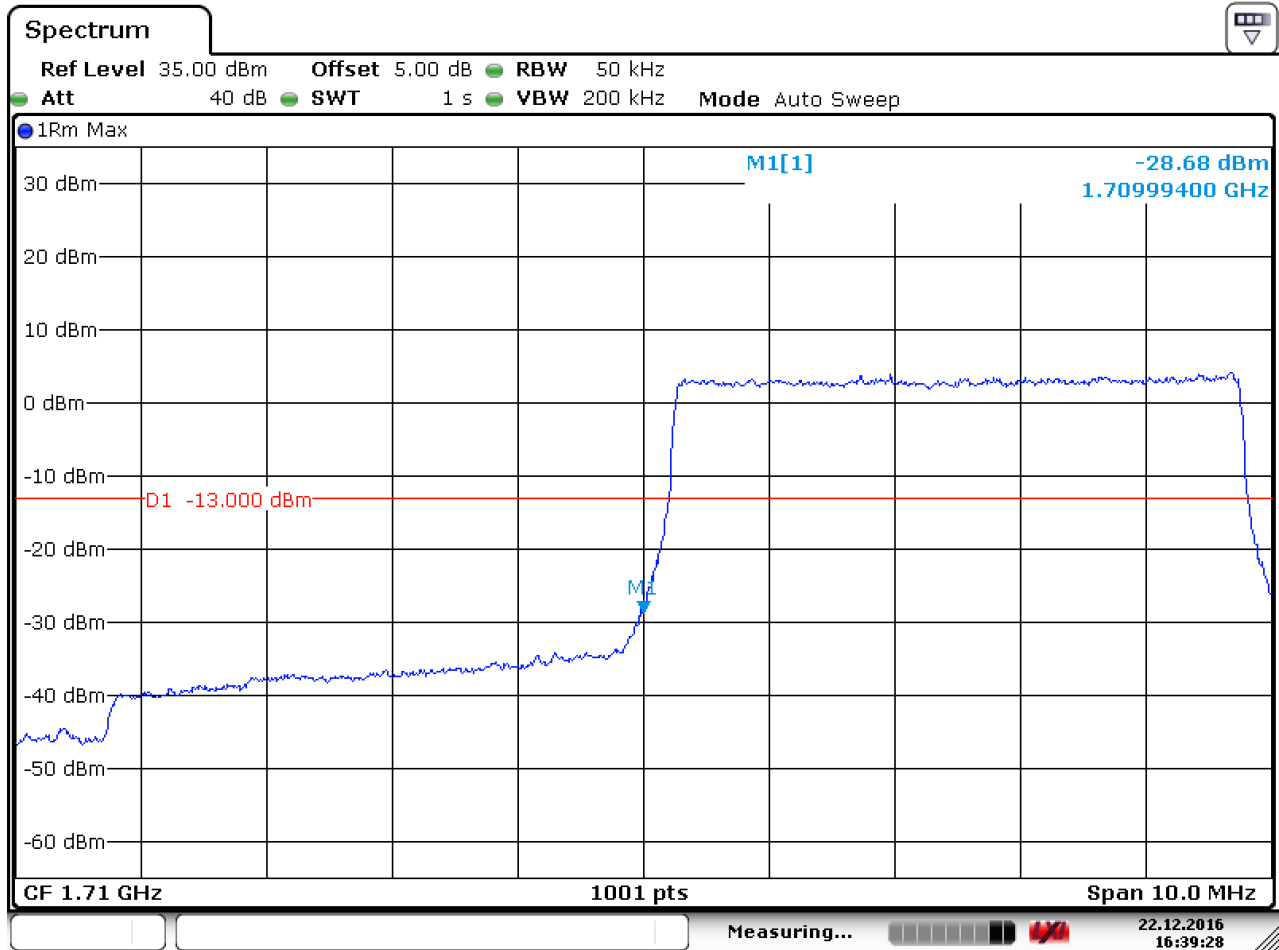
5.1.1.5.1.1 Test RB=1RB



Date: 22.DEC.2016 16:41:01



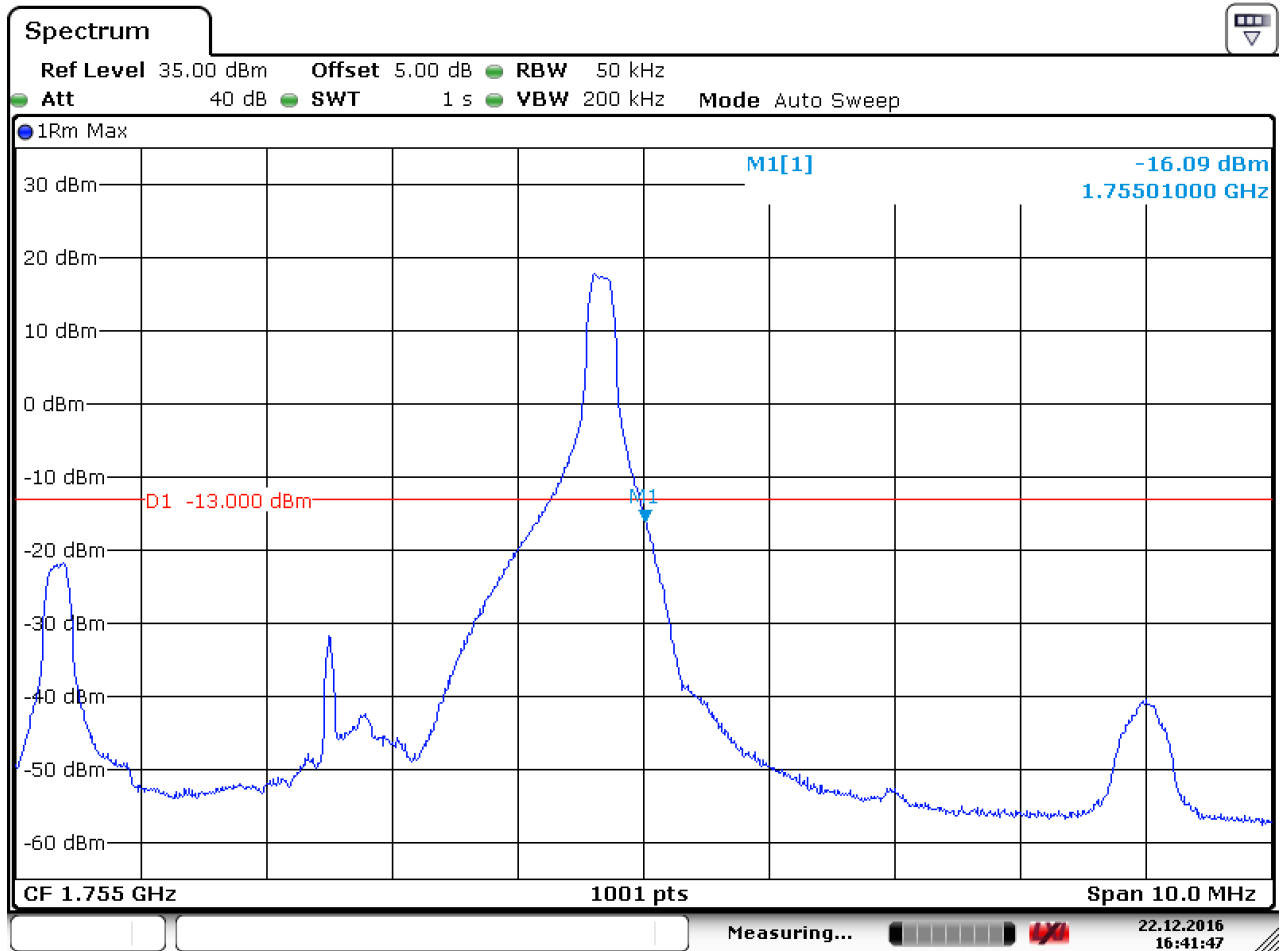
5.1.1.5.1.2 Test RB=25RB



Date: 22.DEC.2016 16:39:28

5.1.1.5.2 Test Channel = HCH

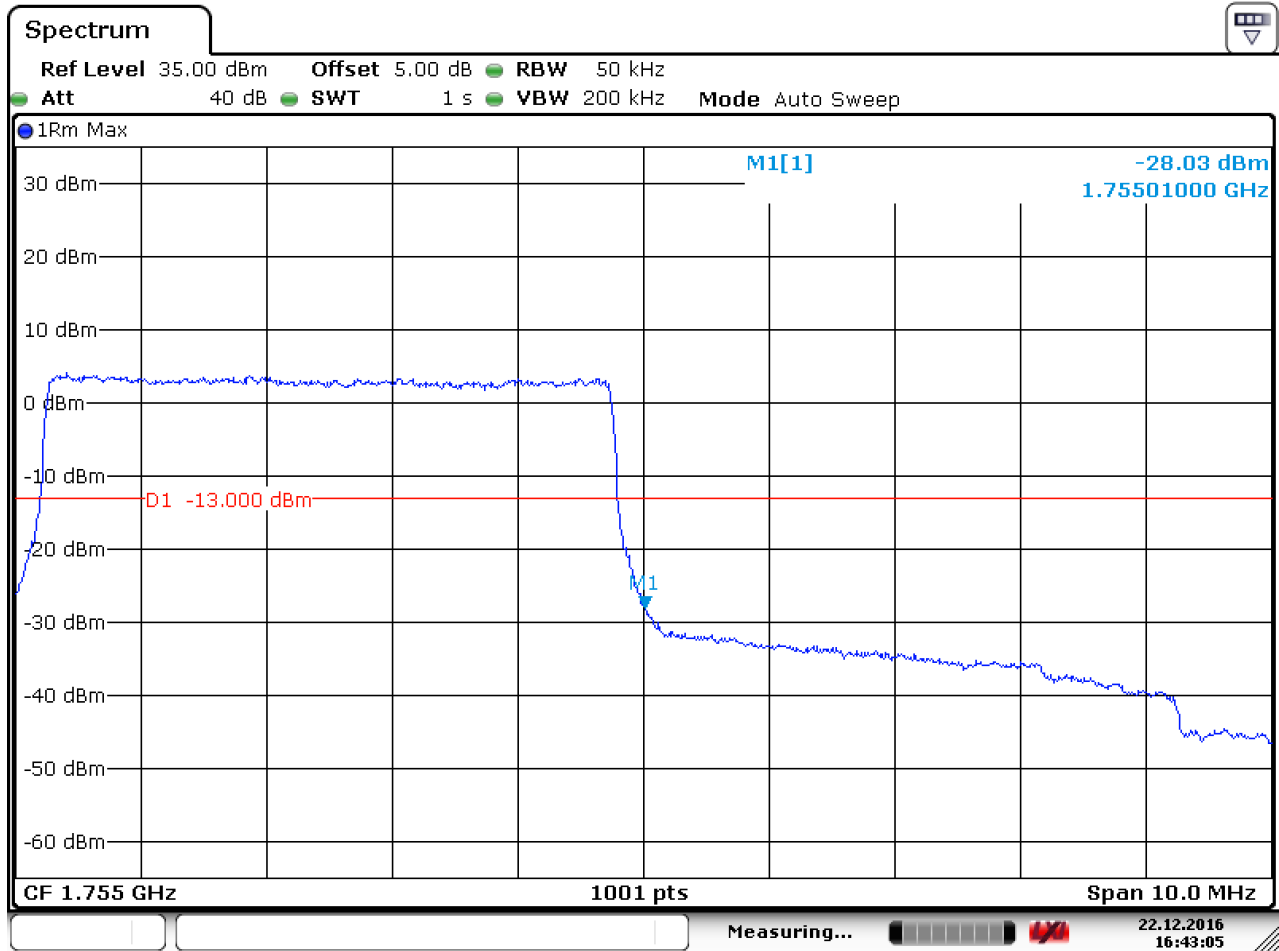
5.1.1.5.2.1 Test RB=1RB



Date: 22.DEC.2016 16:41:47



5.1.1.5.2.2 Test RB=25RB



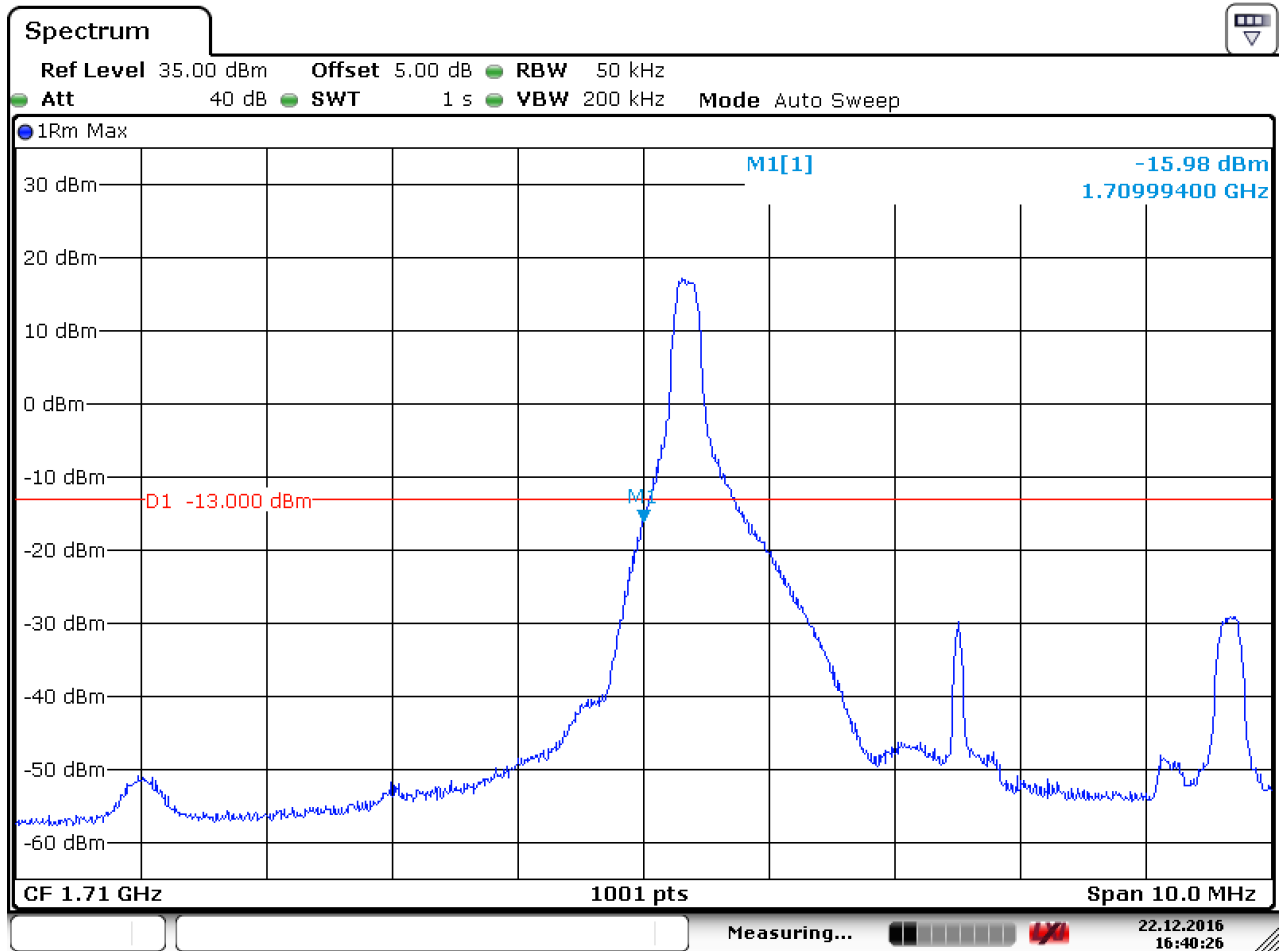
Date: 22.DEC.2016 16:43:05



5.1.1.6 Test Mode = LTE/TM2 5MHz

5.1.1.6.1 Test Channel = LCH

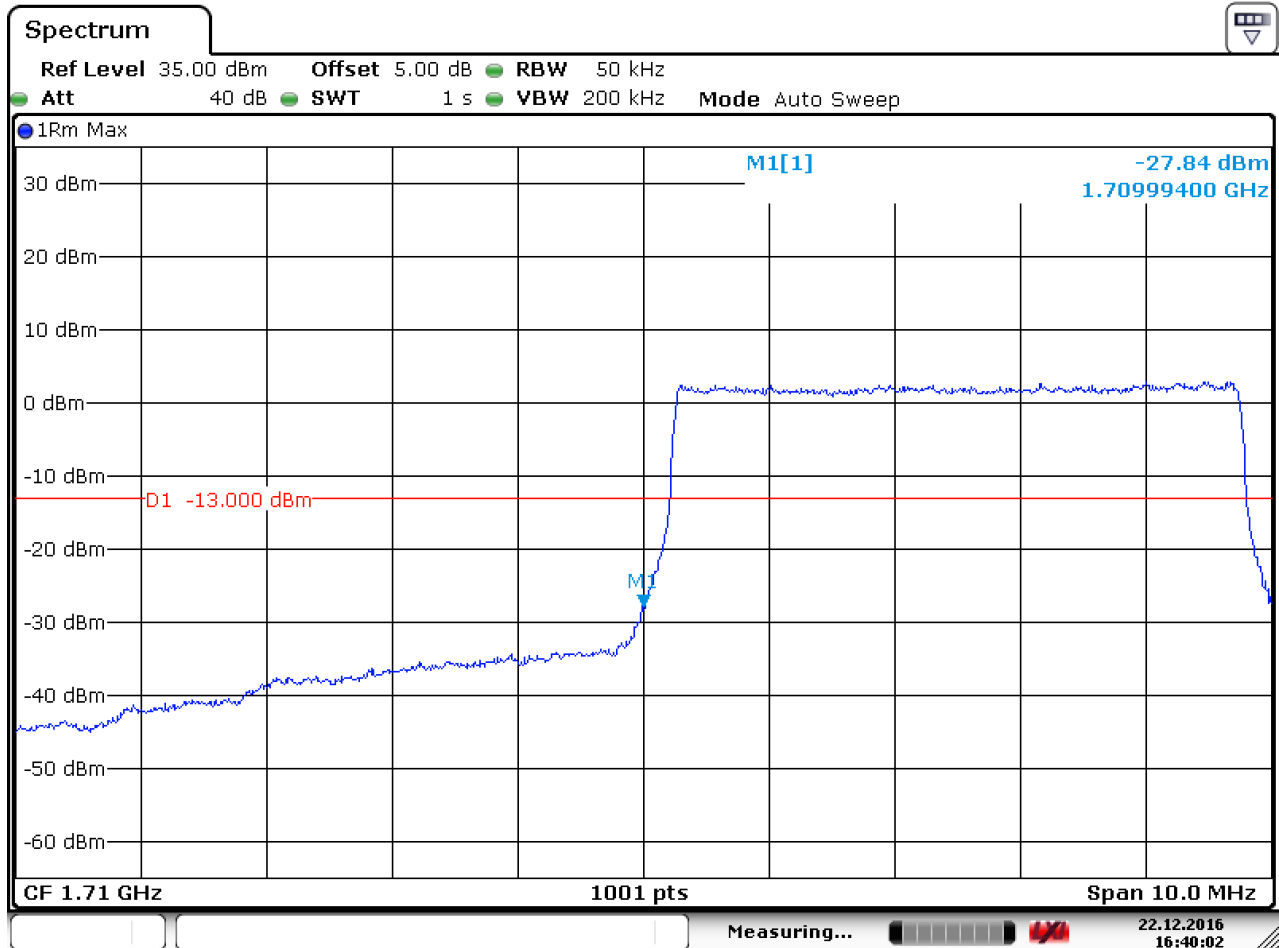
5.1.1.6.1.1 Test RB=1RB



Date: 22.DEC.2016 16:40:26



5.1.1.6.1.2 Test RB=25RB

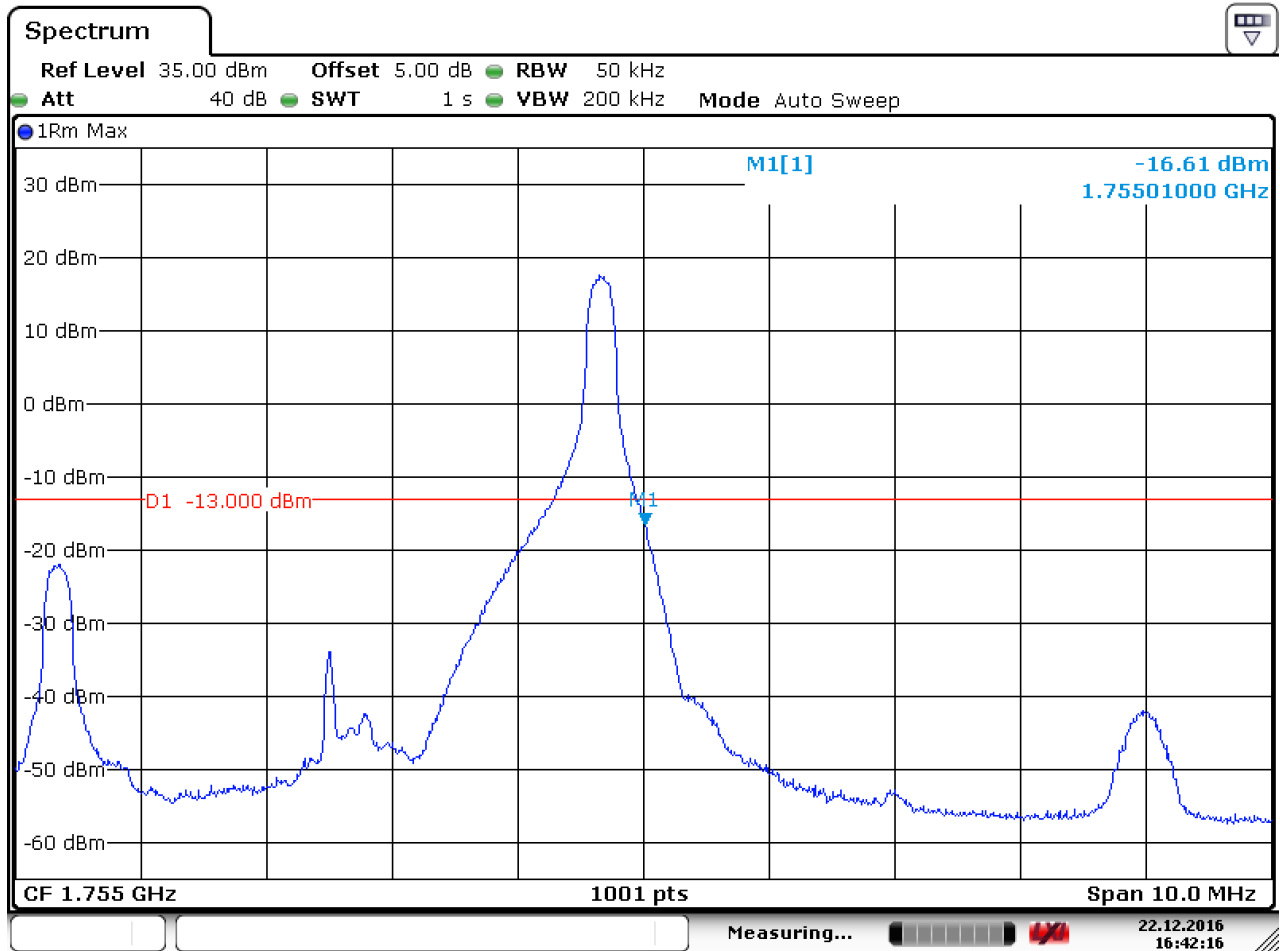


Date: 22.DEC.2016 16:40:02



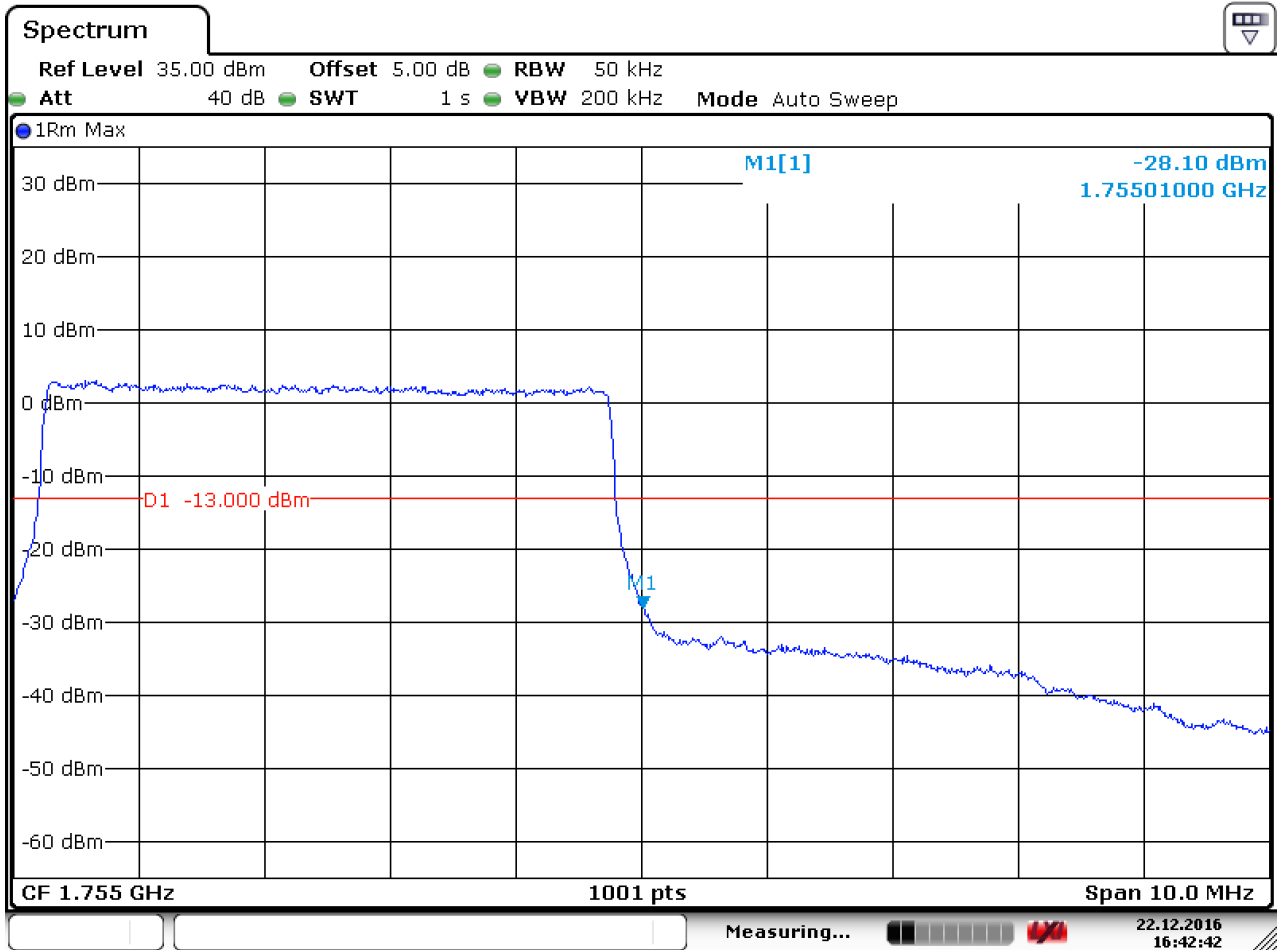
5.1.1.6.2 Test Channel = HCH

5.1.1.6.2.1 Test RB=1RB



Date: 22.DEC.2016 16:42:17

5.1.1.6.2.2 Test RB=25RB



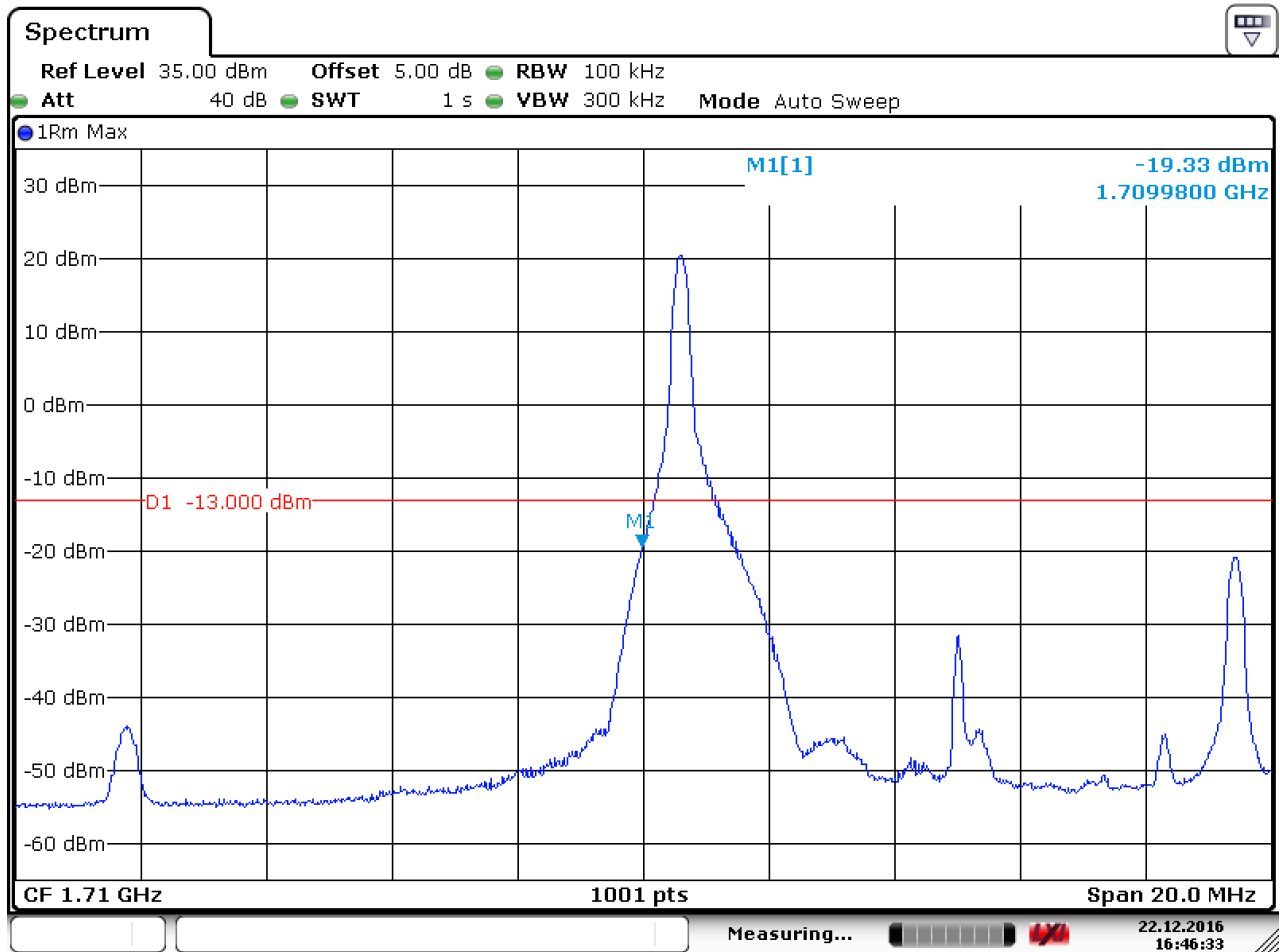
Date: 22.DEC.2016 16:42:43



5.1.1.7 Test Mode = LTE/TM1 10MHz

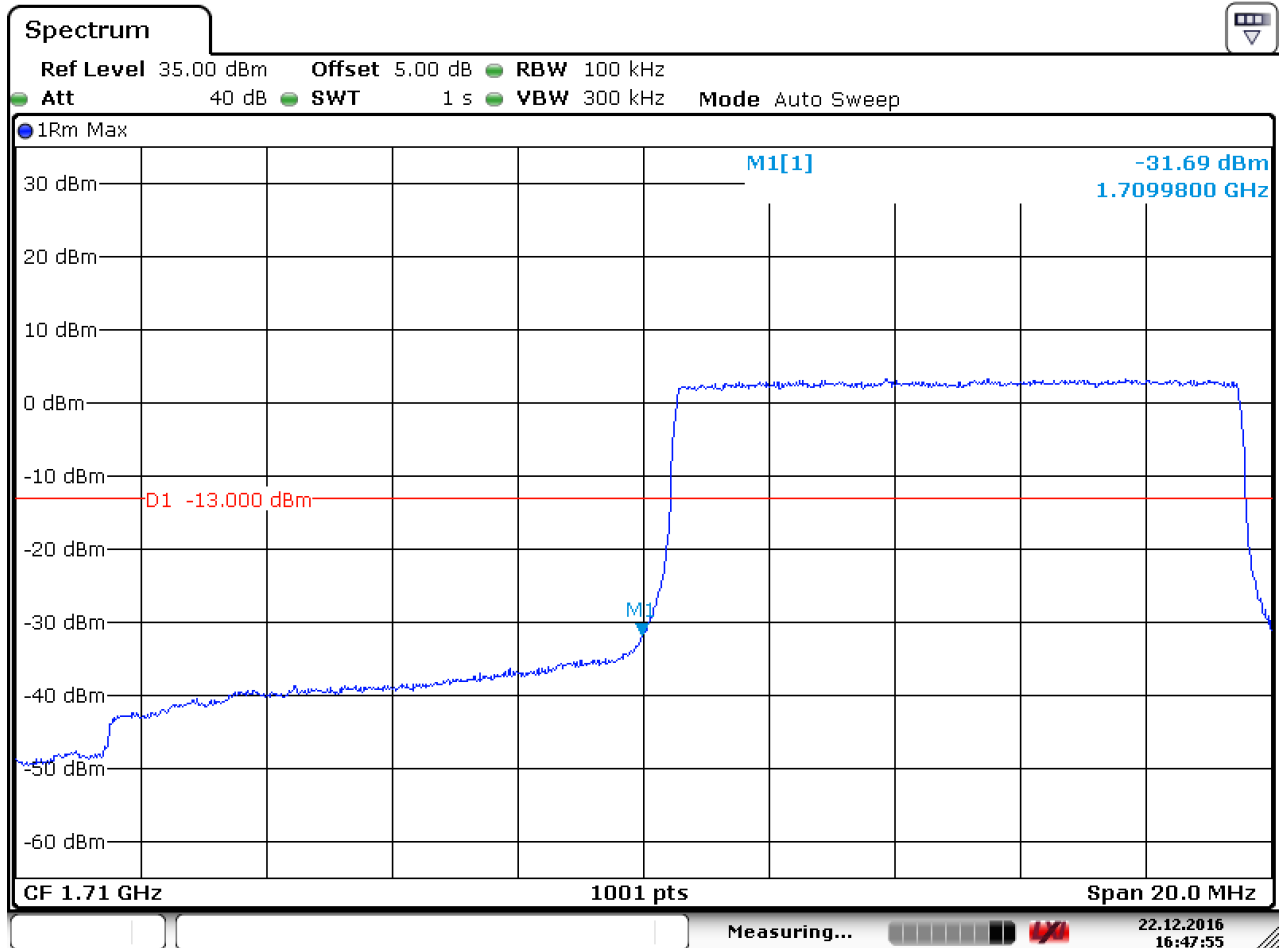
5.1.1.7.1 Test Channel = LCH

5.1.1.7.1.1 Test RB=1RB



Date: 22.DEC.2016 16:46:34

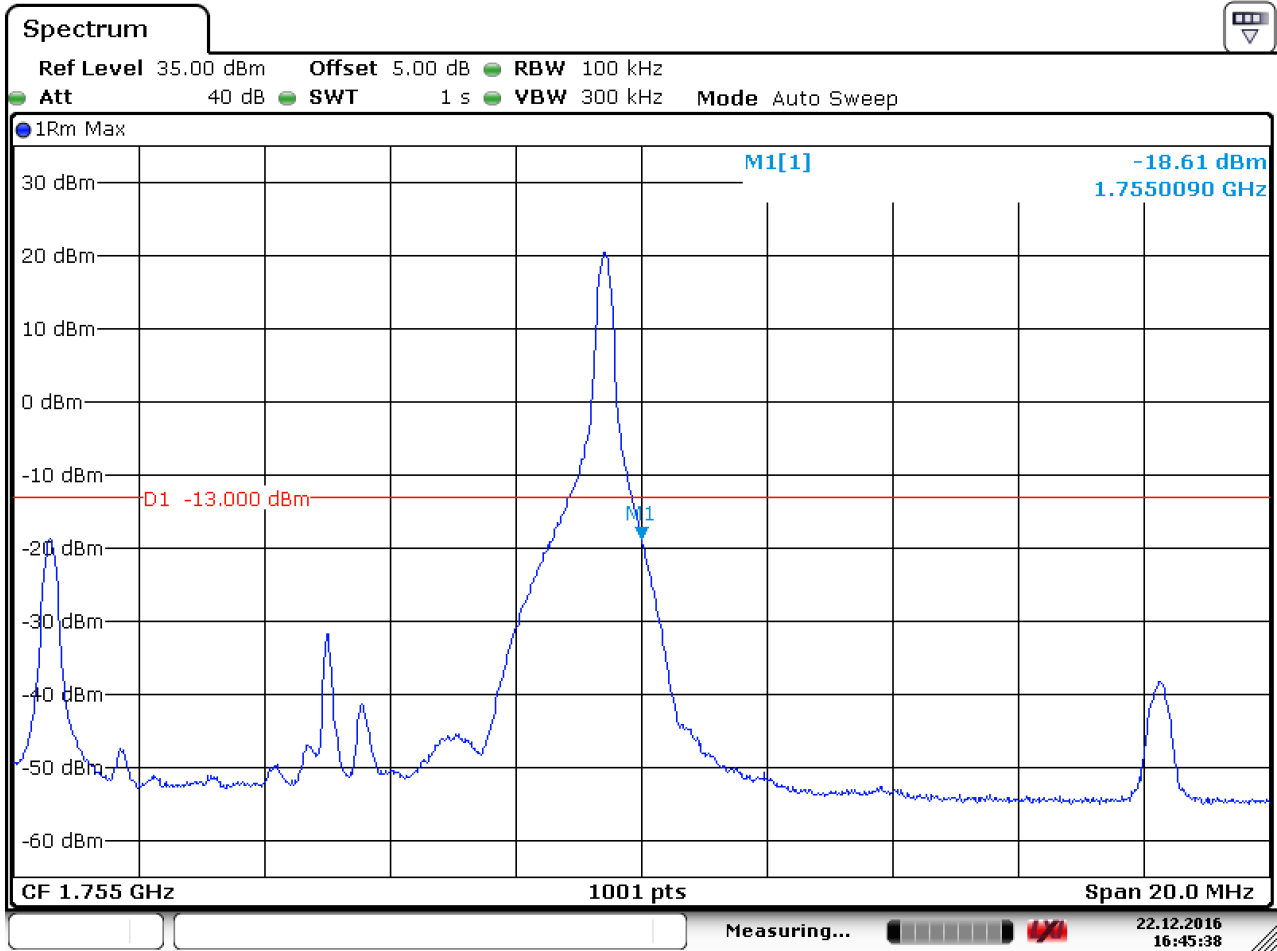
5.1.1.7.1.2 Test RB=50RB



Date: 22.DEC.2016 16:47:55

5.1.1.7.2 Test Channel = HCH

5.1.1.7.2.1 Test RB=1RB



Date: 22.DEC.2016 16:45:38