



12. SETUP PHOTOS


ANTENNA PORT AND AC LINE CONDUCTED SETUP



RF ANTENNA PORT CONDUCTED



AC LINE CONDUCTED (FRONT)




AC LINE CONDUCTED (BACK)


RADIATED RF MEASUREMENT SETUP




BELOW 1GHz (FRONT)



BELOW 1GHz (BACK)




ABOVE 1GHz (FRONT)



ABOVE 1GHz (BACK)



BELOW 30MHz (FRONT)



ABOVE 30MHz (BACK)

ORIENTATIONS



X-ORIENTATION



Y-ORIENTATION



Z1-ORIENTATION



Z2-ORIENTATION

END OF TEST REPORT