


## 12. SETUP PHOTOS

### ANTENNA PORT CONDUCTED RF MEASUREMENT SETUP



FRONT PHOTO

### AC MAINS LINE CONDUCTED EMISSIONS




FRONT PHOTO (AC/DC ADAPTER)



BACK PHOTO (AC/DC ADAPTER)

**3 METER RADIATED SPURIOUS EMISSIONS BELOW 30MHZ**




FRONT PHOTO




BACK PHOTO

**3 METER RADIATED SPURIOUS EMISSIONS 30MHZ TO 1GHZ**




FRONT PHOTO




BACK PHOTO

**3 METER RADIATED SPURIOUS EMISSIONS 1GHZ TO 18GHZ**




FRONT PHOTO




BACK PHOTO


**ORIENTATIONS**



**X-ORIENTATION**



**Y-ORIENTATION**



**Z-ORIENTATION**

**END OF TEST REPORT**