



12. SETUP PHOTOS

ANTENNA PORT AND AC LINE CONDUCTED SETUP




RF ANTENNA PORT CONDUCTED




AC LINE CONDUCTED (FRONT)

AC LINE CONDUCTED (BACK)


RADIATED RF MEASUREMENT SETUP



BELOW 1GHz (FRONT)




BELOW 1GHz (BACK)




ABOVE 1GHz (FRONT)



ABOVE 1GHz (BACK)




BELOW 30MHz (FRONT)




ABOVE 30MHz (BACK)


ORIENTATIONS



X-ORIENTATION



Y-ORIENTATION



Z-ORIENTATION

END OF TEST REPORT