



# DUT and SAR Set-up Photos

## Overall Dimensions & Antenna Locations




# Body Exposure Conditions


Top




Edge 1




Edge 2



Edge 3



Edge 4



12889029