



11. SETUP PHOTOS

ANTENNA PORT CONDUCTED RF MEASUREMENT SETUP



FRONT PHOTO


AC MAINS LINE CONDUCTED EMISSIONS




FRONT PHOTO (AC/DC ADAPTER)

BACK PHOTO (AC/DC ADAPTER)

3 METER RADIATED SPURIOUS EMISSIONS BELOW 30MHZ




FRONT PHOTO



BACK PHOTO

3 METER RADIATED SPURIOUS EMISSIONS 30MHZ TO 1GHZ



FRONT PHOTO



BACK PHOTO

3 METER RADIATED SPURIOUS EMISSIONS 1GHZ TO 18GHZ



FRONT PHOTO



BACK PHOTO

END OF REPORT