



11. SETUP PHOTOS

ANTENNA PORT CONDUCTED RF MEASUREMENT SETUP



FRONT PHOTO


AC MAINS LINE CONDUCTED EMISSIONS




FRONT PHOTO (AC/DC ADAPTER)

BACK PHOTO (AC/DC ADAPTER)

3 METER RADIATED SPURIOUS EMISSIONS BELOW 30MHz




FRONT PHOTO




BACK PHOTO

3 METER RADIATED SPURIOUS EMISSIONS 30MHz TO 1GHz




FRONT PHOTO




BACK PHOTO

3 METER RADIATED SPURIOUS EMISSIONS 1GHz TO 18GHz



FRONT PHOTO



BACK PHOTO

END OF REPORT