








## 8. SETUP PHOTOS

RADIATED EMISSIONS MEASUREMENT SETUP	
	
RADIATED FRONT PHOTO (BELOW 1 GHz)	RADIATED BACK PHOTO (BELOW 1 GHz)
	
RADIATED FRONT PHOTO (ABOVE 1-18 GHz)	RADIATED BACK PHOTO (ABOVE 1-18 GHz)
	
RADIATED FRONT PHOTO (BELOW 30MHz)	RADIATED BACK PHOTO (BELOW 30MHz)

**AC LINE CONDUCTED EMISSIONS MEASUREMENT SETUP**



AC LINE FRONT PHOTO



AC LINE BACK PHOTO

**END OF REPORT**