


10. SETUP PHOTOS


RADIATED EMISSIONS MEASUREMENT SETUP




RADIATED FRONT PHOTO (BELOW 1 GHz)




RADIATED BACK PHOTO (BELOW 1 GHz)




RADIATED FRONT PHOTO (ABOVE 1 GHz)



RADIATED BACK PHOTO (ABOVE 1 GHz)



RADIATED FRONT PHOTO (BELOW 30MHz)



RADIATED BACK PHOTO (BELOW 30MHz)

AC LINE CONDUCTED EMISSIONS MEASUREMENT SETUP



ANTENNA PORT CONDUCTED PHOTO



AC LINE BACK PHOTO

END OF REPORT