




## albert's Story

Do you want to know why my friend albert came to Earth?  
Enjoy various events and listen to albert's story.



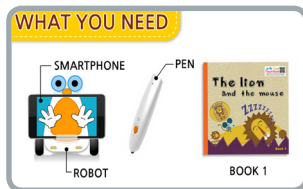
You can enjoy a digging game in the middle of the story through the sensor on the bottom of the front side of albert.



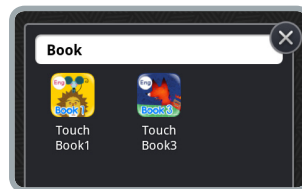
You can enjoy a puzzle game with albert. If your puzzle is correct or wrong, albert reacts in different ways.

# Story Telling Book


Start learning English with albert's Story Telling Book.



Check preparations!



Click book cover shaped icon and start app.



Geni Touch Book is started.




Turn page and control volume with smart pen in albert volume control section.

# Story Telling Book

Start learning English with albert's Story Telling Book.



Select a certain word and word list will show up~




Select Touch button and animation will show up on smart phone screen.



Click Game button and interesting game will start.



After all pages end, interesting quiz that ask questions about book contents will show up. Select Quiz button on left top of book, and quiz will start. Quiz checks kids' concentration on book contents and arouses kids' interest in learning.



## Story Telling

Touch smart pen on top menu on the right of page, albert reads the story of the corresponding page.



## English/Korean Translation

Touch smart pen on second menu on the right of page, English-Korean or Korean-English translation will be made.



## Photo Taking

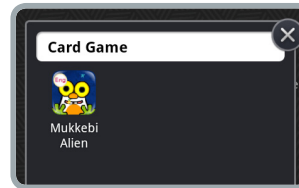
Touch smart pen on third menu on the right of page, kid's face will show up on story character in story.

# Alien Mukkaebi

albert eats vocabulary cards!  
Give albert the cards he wants and learn new vocabulary!



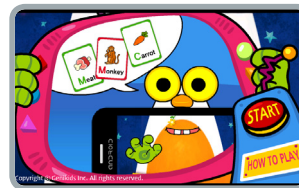
Prepare required things.  
(56 albert English Learning Cards)



Install smart phone on albert  
and start Alien Mukkaebi in the launcher.




Select Game Method on the main  
screen and check how to use it.



Learn the game method  
and Select Start.

# Alien Mukkaebi

albert eats vocabulary cards!  
Give albert the cards he wants and learn new vocabulary!



My name is M-Gabbi--  
I can eat everything,  
put a card under  
my stomach.

Insert the card you want under  
the belly of Albert.




Mukkaebi reads the word  
and transforms himself.



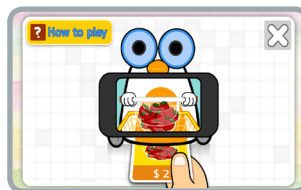
If Mukkaebi wants a certain card,  
find and give it to him.

# Hurly-Burly Kids market

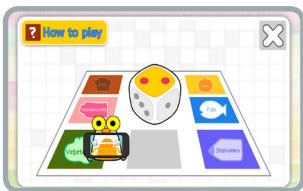
How about opening a store with albert and selling items?  
Let's see who sells more!




Each player selects a shop.




If albert wants a thing, insert the corresponding card under the belly of albert and sell it.



After that, throw the dice, and albert will move to another shop.



Insert the cash card and give the change.



The player who sold things most will win the game.

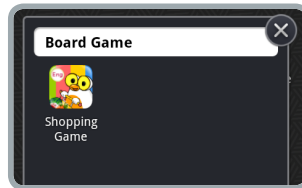
# Hurly-Burly Kids market

How about opening a store with albert and selling items?  
Let's see who sells more!

## Single Play



Prepare the required things  
(smart phone, robot, smart dice, board+card)




Install your smart phone on albert  
and start Hurly-Burly Kids market.



Select Single Play on the main screen.




If albert is ready, throw the dice.



albert moves according to  
the number on the dice.  
Insert the corresponding card  
under the belly of albert.



After selling things, give the change.

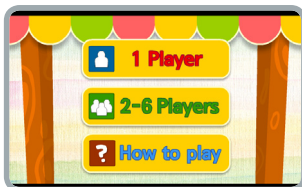


Throw another dice and sell things  
in another shop.

# Kids market

How about opening a store with albert and selling items?  
Let's see who sells more!

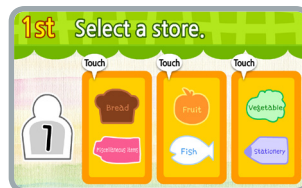
## Multi Play



Start Multi Play on the main screen.



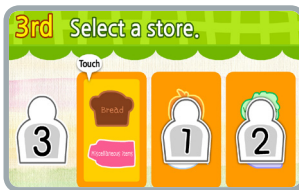
Select the number of players who will play Shop Game.



The first player selects a shop.



Move in front of the fruit shop according to the direction.



The second and third players select a shop and move to it.



The player who sold things most will win the game. Now start the game.



# Application List

## Basic-Package Contents

### My friend Albert



Albert Controller



Albert Story 1



Albert Story 2



Albert Story 3



Albert Story 4



Albert Story 5

### Game application



Smart Circus 1



Smart Circus 2

## A1-Package Contents

### Board game



Shopping Game

### English cards



M-gabbi card

### English story books



Geni Touch Book 1



Geni Touch Book 2



Geni Touch Book 3



Geni Touch Book 4



Geni Touch Book 5

## Optional -Package Contents

\*You can see more Contents at Robot Market.

### Soccer application



Blue Soccer



Red Soccer



M-gabbi card-2



Geni Touch Book 6



Geni Touch Book 7



Geni Touch Book 8



Geni Touch Book 9



Geni Touch Book 10

## albert Doesn't Like This!



Please don't throw or kick albert.




Please don't spill water or beverage on albert.



Please handle albert with care when he is turned off.

## albert Doesn't Like This!



Do not use force to connect or disconnect your smartphone. The smartphone stand could break.



The smart pen sensor is in the touch book. Please don't tear or wrinkle the Touch Book.



Please don't spill liquid on the vocabulary cards and board or stain them.

# Guide Book



# Service

# Service

Consumers have the right to receive free-of-charge service during the 12 months period starting from the date of the purchase in the case of product failure during use. However, in the event of failure arising from misuse on consumer's part or failure due to natural disaster, any service related to such failures will be charged even during the period of free service.

\* Warranty period for the battery is 6 months after the date of the purchase.

## Service at a cost

In the event of following circumstances, consumer will be charged for any services provided even within the free service period.

1. Not product failure
  - Service charge will occur when service is requested and no malfunction or defect is found to be present.  
We strongly recommend all users to read the manual to become familiar with the product.
2. Failure by user's misuse
  - Failure by unstable input power and connection with faulty devices.
  - Failure by inserting foreign substance into the robot.
  - Failure by accidental dropping and external shock on the robot.
  - Failure by disassembling robot at user's own discretion and part missing arising from user's disassembly.
  - Exterior damage and deformation by using corrosive solution or liquid such as thinner and benzene.
  - Failure by not following cautions, warning articles described on the manual.
  - Failure by user's mistake, misuse or failure caused by external factors.
3. Others
  - Failure by natural disaster (such as thunderbolt, fire, storm, flood, sea water, earthquake, etc.)
  - Replacement battery and other consumable items.

## Exemption

- The manufacturer, importer and dealers are not liable for any damage including injury caused by improper usage or operation.
- The specification and features are subject to be changed without prior notice for further improvement.
- The manufacturer, importer and dealers are not liable for any loss of data in user's smart phone arising from operation of the robot.
- For more detailed information, please visit T smart learning website at [www.tsmartlearning.com](http://www.tsmartlearning.com)
- Small scratches and macula can be made during manufacturing process.

# Specification

Items
Proximity sensor x 2
Optical ID sensor x 2
3-axes acceleration sensor
Light sensor
Temperature sensor
Battery level sensor
DC motor x 2
Full-color LED for eye x 2
Blue LED for card reader
Body-mounted blue LED x 2
Speaker(1,5 W)
Buzzer
Battery level indicator
Recharging/bluetooth indicator



# Warranty Card

Product Name	Smart Robot Albert
Model Name	
Purchase Date	DD MM YY

Name	
Address	
Contact, No.	
E-Mail	

\* Keep the warranty card in safe place as it will be required as a proof to show the purchase date when requesting for service.

1. Quality Assurance of this product is hereby stated and thus warranted.
2. Make sure to receive the purchase date as warranty period will begin from the date of the purchase.  
(If the purchase date cannot be confirmed, warranty period will begin 6 months after the manufacture date)
3. Keep this warranty card in safe place together with the manual. Warranty cards will not be replaced.

# Precautions

Please read the following safety instructions carefully to avoid personal injury, damage to the property, and to protect your Robot from potential damage.

Safety instructions are divided into 'WARNING' and 'CAUTION' with following definitions.

- WARNING : Ignoring these instructions may lead to personal serious injury or death.
- CAUTION : Ignoring these instructions may lead to personal injury or property damage.



## Warning

- Do not use 3rd party's charger. Use dedicated charger included in the box only. It may cause over-voltage which brings product damage, electric shock, fire and explosion.
- Do not connect the charger to the electric transformers, travel AC converters or adapters. Use of adapters may cause fire or damage from overheating.
- Do not connect multiple electronic devices to single wall outlet at the same time. Use of multiple devices may cause fire or damage from overheating.
- Do not touch the charger with wet hands. May cause electric shock or fire.
- Keep the power cords away from sharp edged objects, children and pets.
- Make sure power cord is not bent, pressed by a heavy object. Power cord should be placed so that it will not be stepped on or tripped over. May cause electric shock, fire or potential safety hazard.
- Charger should be used in well ventilated area. Make sure not to use the charger while it is in a carrying case and that it is not covered by materials such as paper or cloth when being used. It may cause abnormal heating and fire.
- Make sure the charger power cord is properly plugged into the wall socket. Loose connection may cause fire or electric shock.
- Do not touch the pins of the power plug when connecting or disconnecting the power cord from the wall socket. May cause electric shock or fire.
- Do not use the charger during the electric storm. Charger should be disconnected from both the wall socket and the robot during the electric storm. May cause serious personal injury or fire.
- Make sure that children under 3 years old do not use the robot. It would be recommended not to use the robot near children under 3 years old.
- Never assemble, disassemble, modify the robot and charger on your own. Servicing should only be done by qualified service personnel. Any damages caused by attempted modification or service by non qualified person will void the manufacturer's limited warranty.
- Do not insert or poke the charge connector with objects that conduct electricity. May cause electric shock, fire, or personal injury.
- Do not expose the battery, charger and Robot to temperatures above 49°C(120°F) or to heat sources such as the radiator, fireplace, stove, electric heater, direct sunlight, and closed car during the summer. May cause fire, explosion, or degraded battery performance.
- Do not use the robot on unstable places like table, chair, desk, stair and etc. It may cause damage of product or injury.
- Do not use the robot in the places of expected falling objects or vibration. It may cause damage of product or injury.
- Make sure not to jam your fingers or any objects into the waist joints and wheels during robot movement. May cause serious injury or product damage.
- Do not sit, step on, put other materials on the robot. May cause serious injury or product damage.
- Do not spill, pour the liquid or sand on the robot. Do not bath the robot. It may cause serious electric shock and product damage.
- Do not use the robot in wet, humid place like bathroom, basin, wet floor. It may cause serious electric shock and product damage.

# Precautions

- In case of moving the robot from cold place to the warmer place, dew/moisture may be created on the surface / inside of the robot. In this case, turn off the robot power (if the power is on) and leave the robot more than 1 hours to remove the dew/moisture.
- Use soft, dry cloth to clean the robot surface. Wet cloth may cause electric shock and serious injury and rough cloth may cause scratches on the robot surface.
- The robot uses Li-Ion(Atti) and Li-Po(magic wand) battery. Please follow local recycling instruction for discard the battery.
- Do not use 3rd party's battery. Please contact your local reseller to replace the battery, and use genuine batteries provided by manufacturer. Otherwise, it may cause fire or explosion.
- For proper robot movement, please remove objects and obstacles such as wire, cloth, books, etc. It may cause fire or product damage.
- Keep the battery away from the children.
- In case the magnet in the wing copula is separated from the body due to the external shock, please make sure children not to swallow it. It may cause serious injury or death.
- Follow the temperature of 0 ~ +40°C for the product storage and use.



## Caution

- When lifting the robot out of the box, put your hand below the robot and lift by the body.  
(Do not grasp wings, feet, phone cover to lift the robot. Robot can be dropped.)
- Do not lift the robot by arm, leg, neck, or other part alone. Lift by holding the body. It may cause damage to the product.
- Store the robot in the original box or in another appropriate box to prevent damage during transportation or long storage.
- Battery will discharge naturally over period of time even when it was not in use. Charge the battery before using again.
- Do not drop or apply external shock to the robot. It may cause damage to the product.
- Robot may not respond to the remote control command while it is in motion. Do not force movement. Try the remote control after the robot has completed current motion.
- Robot may fall or not move if the surface is not flat, angled, slippery or filled with obstacles.
- Do not store the robot near a magnet or X-Ray. It may cause damage or produce malfunction in the product.
- Only use the robot indoors. Do not use the robot on rough surface such as concrete floors. It may cause damage to the product.
- Do not lubricate robot joints, wheels or other parts. It may cause damage to the product.
- Do not force to bend the waist of the robot. It may cause foreign substance jamming or damage to the product.
- In case of ringing in the ears, decrease the volume or cease to use of robot.

# Precautions

## FCC ( Federal Communications Commission)

This equipment has been tested and found to comply with limits for a Class B digital device, pursuant to Part 15 of the FCC Rules. These limits are residential installation.

This equipment generates uses and can radiate radio frequency energy and, if not install and use in accordance with the instructions, may cause harmful interference to radio communications.

However, there is no guarantee that interference will not occur in a particular installation. If this equipment dose cause harmful interference to radio or television reception , which can be determined by turning the equipment off and on, the user is encouraged to try to correct the interference by one or more of the following measures:

- Reorient or relocate the receiving antenna.
- Increase the separation between the equipment and receiver.
- Connect the equipment into an outlet in a circuit different from that to which the receiver is connected.
- Consult the dealer or an experienced radio/ TV technical for help.

**WARNING:** this equipment may generate or use radio frequency energy. Changes or modifications or this equipment may cause harmful interference unless the modifications are expressly approved in the instruction manual. The user could lose the authority to operate this equipment if an unauthorized change or modification is made.

This device complies with Par 15 of the FCC's Rules. Operation is subject to the following two Conditions:

- 1.This device may not cause harmful interference, and
- 2.This device must accept an interference received, interference received, including interference that may cause undesirable operation.

## CE(Communaut' European)

Hereby, SK telecom. declares that this albert-BT is in compliance with the essential requirements and other relevant provisions of directive (1999/5/EC.)



