

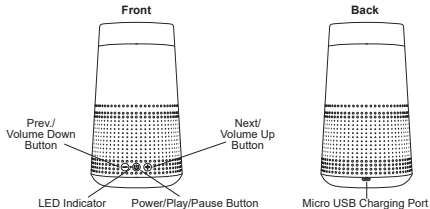





SP-0761 HABIT WIRELESS SPEAKER IM

Size: 322.5(w) x 100(h) mm

 <h2>Instruction Manual</h2> <p>Thank you for purchasing the Habit Wireless Speaker. This manual provides more information about this wireless speaker, please read the instructions before using.</p> 	<h3>Product Overview</h3>  <h3>Package Contents</h3> <p>Habit Wireless Speaker x 1pc Micro USB Charging Cable x 1pc Instruction Manual x 1pc</p> <h3>Power On/Off</h3> <p>Power on Press the Power/Play/Pause Button and hold on 2 second.</p> <p>Power off Press the Power/Play/Pause Button and hold on 2 second.</p> <p>Note: Always power off the speaker when not in use.</p> <h3>Pair Wireless speaker with your mobile device</h3> <ol style="list-style-type: none">1. Keep the distance between your wireless speaker and mobile phone (or other devices) within 32.8 Feet.2. Power on the wireless speaker.3. Activate the Bluetooth function on your phone within range and select "BT HABIT SPK" from the list shown.4. You will hear a beep sound when pairing is successful. <h3>Reconnect Wireless speaker to your mobile device</h3> <p>When powered on, the wireless speaker will automatically connect with the last successfully paired device.</p>	<h3>Charging your Wireless speaker</h3> <p>⚠ For your safety, please always use appropriate 5V input charger/Adapter to charge the product. DO NOT USE Quick Charging USB Adapter to charge the product, as it might damage the product.</p> <ol style="list-style-type: none">1. Use the Micro USB cable provided with this wireless speaker.2. Connect the Micro USB plug to Micro USB charging port on the speaker, then connect the USB plug to a USB port on a computer or wall adapter to begin charging.3. The LED Indicator will turn red while charging and will turn off once fully charged. <p>NOTE:</p> <ul style="list-style-type: none">• You must select a qualified charger from a regular manufacturer.• You must charge the Wireless speaker if it has been not used for more than 12 months.  <h3>Technical specification</h3> <p>Driver Diameter: 52mm x 2 Impedance: 4 Ohms Power Supply: Li-Ion Battery 3.7V 1200 mAh Playtime: 7-8 Hours Charging Time: 2.5-3 Hours Bluetooth Range: 32.8 Feet</p> <p>Micro USB Cable Included</p> <h3>FAQ</h3> <ul style="list-style-type: none">◆ If the Wireless speaker cannot be paired with your device, please try the following: Ensure that your speaker is in pairing mode or reconnection mode. Ensure that Bluetooth search function of your mobile device is activated.◆ If the Wireless speaker cannot be recharged: If you use a power outlet, ensure that the power supply is connected securely and the outlet works. If you use a computer, ensure that it is connected and the USB port is powered.	<h3>⚠ Safety instructions for the lithium battery and charging the product</h3> <ul style="list-style-type: none">-The input voltage to the product is DC 5V 1A.-In order to charge the product in safe manner and reliable conditions, please only adopt certified appropriate charger/ adapter for charging the product.-Only charge the product at ambient temperatures between 10 deg °C/ 50 deg °F and 40 deg °C/104 deg °F.- Do not heat above 70 deg °C/158 deg °F, eg. Do not expose to sunlight or throw into fire.-Switch off the product after use.-Please note that we won't take any responsibility for any wrong operation (eg. Voltage higher than 5V) as this may result in severe injury or loss of property, and we cannot control the operating process during the time the user using this product.-In extreme cases, abuse or misuse of Lithium battery pack can lead to explosion, heat generation, fire development or smoke development.	<h3>FCC STATEMENT</h3> <ol style="list-style-type: none">1. This device complies with Part 15 of the FCC Rules. Operation is subject to the following two conditions: (1) This device may not cause harmful interference. (2) This device must accept any interference received, including interference that may cause undesired operation.2. Changes or modifications not expressly approved by the party responsible for compliance could void the user's authority to operate the equipment. <p>NOTE: This equipment has been tested and found to comply with the limits for a Class B digital device, pursuant to Part 15 of the FCC Rules. These limits are designed to provide reasonable protection against harmful interference in a residential installation. This equipment generates uses and can radiate radio frequency energy and, if not installed and used in accordance with the instructions, may cause harmful interference to radio communications. However, there is no guarantee that interference will not occur in a particular installation. If this equipment does cause harmful interference to radio or television reception, which can be determined by turning the equipment off and on, the user is encouraged to try to correct the interference by one or more of the following measures:</p> <ul style="list-style-type: none">- Reorient or relocate the receiving antenna.- Increase the separation between the equipment and receiver.- Connect the equipment into an outlet on a circuit different from that to which the receiver is connected.- Consult the dealer or an experienced radio/TV technician for help. <p>RF warning statement: The device has been evaluated to meet general RF exposure requirement. The device can be used in portable exposure condition without restriction.</p>  <p>FCC ID: 2ADM5-SP-0761</p> <p>ITEM# SP-0761</p>  <p>1 92234 06644 7</p> <p>Distributed by 1616 Holdings, Inc. 701 Market Street, Suite 200 Philadelphia, PA 19106 Made in China</p> <p>Keep all relevant information for future reference</p>

Approval: _____

Date: _____