

# TEST REPORT

**Product Name** : ROUND SMART WATCH  
**Model Number** : SA-0024  
**FCC ID** : 2ADM5-SA-0024

Prepared for : Zeeva International Limited  
Address : Suite 1007B, 10th Floor, Exchange Tower, 33 Wang Chiu Road, Kowloon Bay, Hong Kong, China

Prepared by : EMTEK (DONGGUAN) CO., LTD.  
Address : -1&2/F., Building 2, Zone A, Zhongda Marine Biotechnology Research and Development Base, No.9, Xincheng Avenue, Songshanhu High-technology Industrial Development Zone, Dongguan, Guangdong, China

TEL: +86-0769-22807078  
FAX: +86-0769-22807079

Report Number : EDG2310190032E00102R  
Date(s) of Tests : October 19, 2023 to November 10, 2023  
Date of issue : November 10, 2023

## Table of Contents

1. TEST RESULT CERTIFICATION .....	3
2. EUT SPECIFICATION .....	5
3. TEST REQUIREMENT .....	6
4. MEASUREMENT RESULT .....	7



## 1. TEST RESULT CERTIFICATION

Applicant : Zeeva International Limited  
 Address : Suite 1007B, 10th Floor, Exchange Tower, 33 Wang Chiu Road, Kowloon Bay, Hong Kong, China  
 Manufacturer : Zeeva International Limited  
 Address : Suite 1007B, 10th Floor, Exchange Tower, 33 Wang Chiu Road, Kowloon Bay, Hong Kong, China  
 EUT : ROUND SMART WATCH  
 Model Name : SA-0024  
 Trademark : N/A

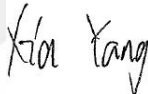
Measurement Procedure Used:


APPLICABLE STANDARDS	
STANDARD	TEST RESULT
§ 15.247(i), § 2.1093	PASS



The above equipment was tested by EMTEK(DONGGUAN) CO., LTD. The test data, data evaluation, test procedures, and equipment configurations shown in this report were made in accordance with the procedures given in ANSI C63.10 (2013) and the energy emitted by the sample EUT tested as described in this report is in compliance with the requirements of FCC Rules FCC § 15.247(i), § 2.1093.

The test results of this report relate only to the tested sample identified in this report

Date of Test : October 19, 2023 to November 10, 2023

Prepared by :   
Xia Yang /Editor

Reviewer :   
Tim Dong/ Supervisor

Approved & Authorized Signer :    
Sam Lv / Manager

## Modified History

Version	Report No.	Revision Date	Summary
	EDG2310190032E00102R	/	Original Report



## 2. EUT Specification

Characteristics	Description
<b>Product:</b>	ROUND SMART WATCH
<b>Model Number:</b>	SA-0024
<b>Sample:</b>	1#
<b>Color</b>	BLACK
<b>SKU#</b>	9121799
<b>UPC#</b>	1922343021513
<b>Device Type:</b>	Bluetooth V5.0
<b>Data Rate:</b>	1Mbps, 2Mbps
<b>Modulation:</b>	GFSK
<b>Operating Frequency Range(s) :</b>	2402-2480MHz
<b>Number of Channels:</b>	40 channels for BLE
<b>Transmit Power Max:</b>	-10.01 dBm(0.000100 W)
<b>Antenna Type:</b>	PCB Antenna
<b>Antenna Gain:</b>	3.34 dBi
<b>Power supply:</b>	DC 3.7V from battery, DC 5V from USB
<b>Evaluation applied:</b>	<input type="checkbox"/> MPE Evaluation <input checked="" type="checkbox"/> SAR Evaluation

### 3. Test Requirement

#### RF EXPOSURE EVALUATION

According to 447498 D01 V06, systems operating under the provisions of this section shall be operated in a manner that ensures that the public is not exposed to radio frequency energy level in excess of the Commission's guidelines.

The 1-g and 10-g SAR test exclusion thresholds for 100 MHz to 6 GHz at *test separation distances*  $\leq 50$  mm are determined by:

$[(\text{max. power of channel, including tune-up tolerance, mW}) / (\text{min. test separation distance, mm})] \cdot [\sqrt{f_{(\text{GHz})}}] \leq 3.0$  for 1-g SAR and  $\leq 7.5$  for 10-g extremity SAR,<sup>24</sup> where

- $f_{(\text{GHz})}$  is the RF channel transmit frequency in GHz
- Power and distance are rounded to the nearest mW and mm before calculation<sup>25</sup>
- The result is rounded to one decimal place for comparison
- 3.0 and 7.5 are referred to as the numeric thresholds in the step 2 below

The test exclusions are applicable only when the minimum *test separation distance* is  $\leq 50$  mm and for transmission frequencies between 100 MHz and 6 GHz. When the minimum *test separation distance* is  $< 5$  mm, a distance of 5 mm according to 5) in section 4.1 is applied to determine SAR test exclusion.

Routine SAR evaluation refers to that specifically required by § 2.1093, using measurements or computer simulation. When routine SAR evaluation is not required, portable transmitters with output power greater than the applicable low threshold require SAR evaluation to qualify for TCB approval. One antenna is available for the EUT. The minimum separation distance is 5mm.

## 4. Measurement Result

Antenna gain: 3.34 dBi

When a single module works, the measurement results are as follows:

Mode	Channel Frequency (MHz)	Measured Power (dBm)	E. I.R.P (dBm)	Tune upPower (dBm)	Max tune up power(dBm)	Calculation Result	1-g SAR
GFSK_1M	2402	-11.00	-7.66	-8±1	-7	0.0618467	3
	2440	-10.63	-7.29	-8±1	-7	0.0623468	3
	2480	-10.01	-6.67	-7±1	-6	0.0791145	3
GFSK_2M	2402	-11.15	-7.81	-8±1	-7	0.0618467	3
	2440	-10.50	-7.16	-8±1	-7	0.0623468	3
	2480	-10.03	-6.69	-7±1	-6	0.0791145	3

According to KDB 447498, no stand-alone required for antenna, and no simultaneous SAR measurement is required.

\*\*\* End of Report \*\*\*