



SMD CERAMIC ANTENNA

Data Sheet

TS3216E245D05

For 2400-2484MHz
3.2x1.6mm [EIA1206]

FEATURES

- Light weight,compact
- Wide bandwidth,lowcost
- Built-in antenna with high gain

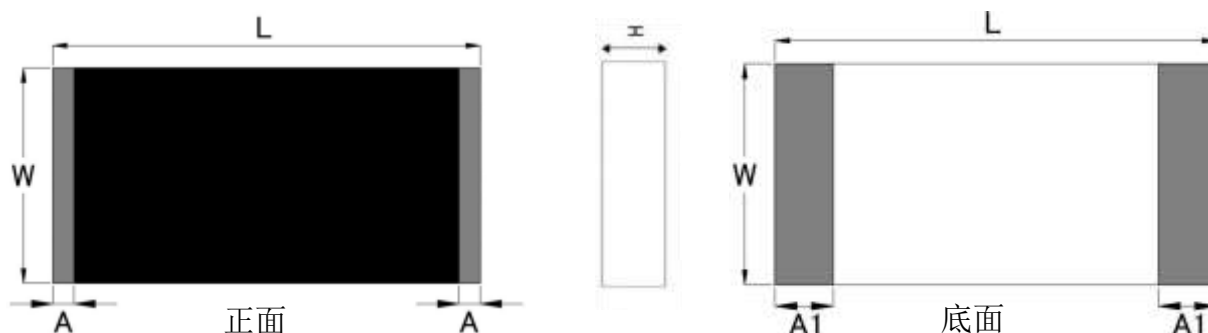
APPLICATIONS

- Bluetooth
- IEEE802.11g/b
- Zigbee systems,etc...



TS3216E245D05

SHAPES AND DIMENSIONS Dimensions in mm



L	W	A	A1	H
3.2 ± 0.1	1.6 ± 0.1	0.15 ± 0.05	0.4 ± 0.15	0.55 ± 0.1

***切記：** SMT貼片需黑色面朝上

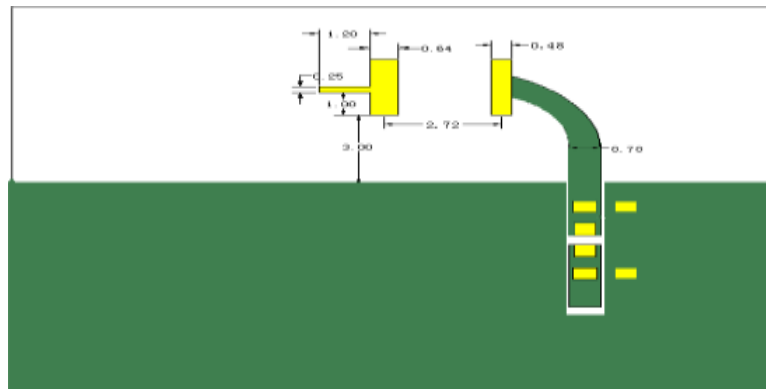
■ **Electrical Characteristics per line(TA=25°C)**

Parameter	Specification	Units
Frequency Band	2400~2483	MHz
Polarization	Linear	
Peak Gain	2.71	dBi
Peak Efficiency	68.8%	%
Impedance	50	Ω

■ **PART NUMBERING SYSTEM**

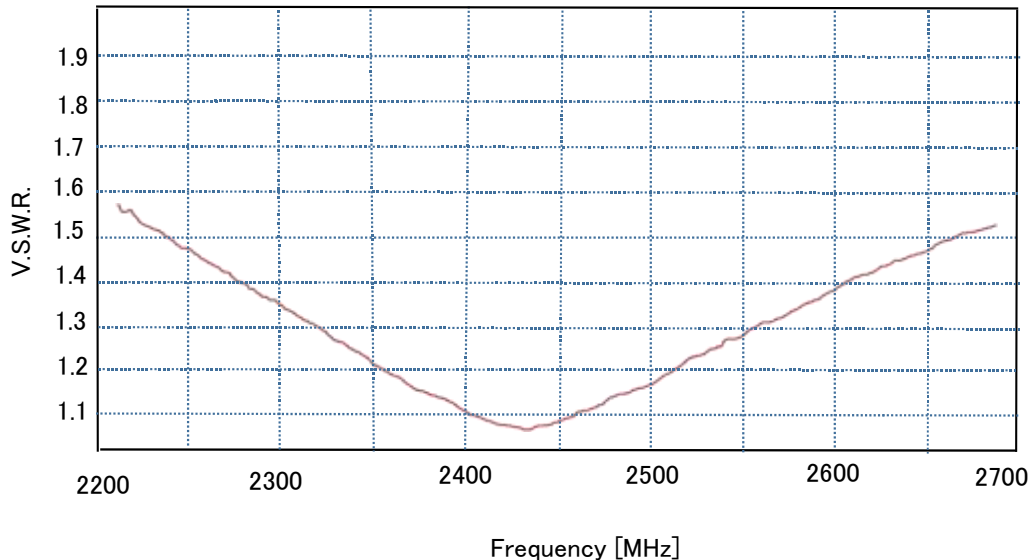
TS - 3216 - E - 2450 - D - 05

Brand Dimension Material Frequency Feeding mode Type



Typical Characteristics

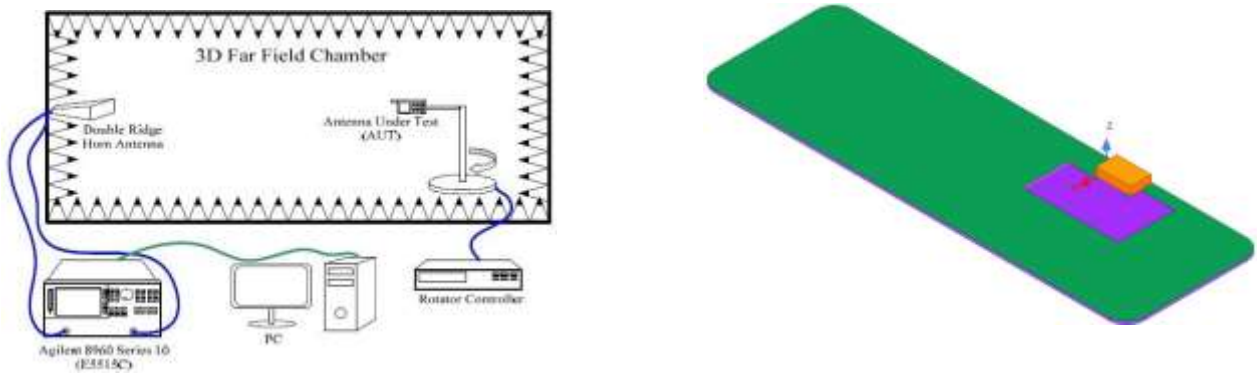
Fig.1 VSWR



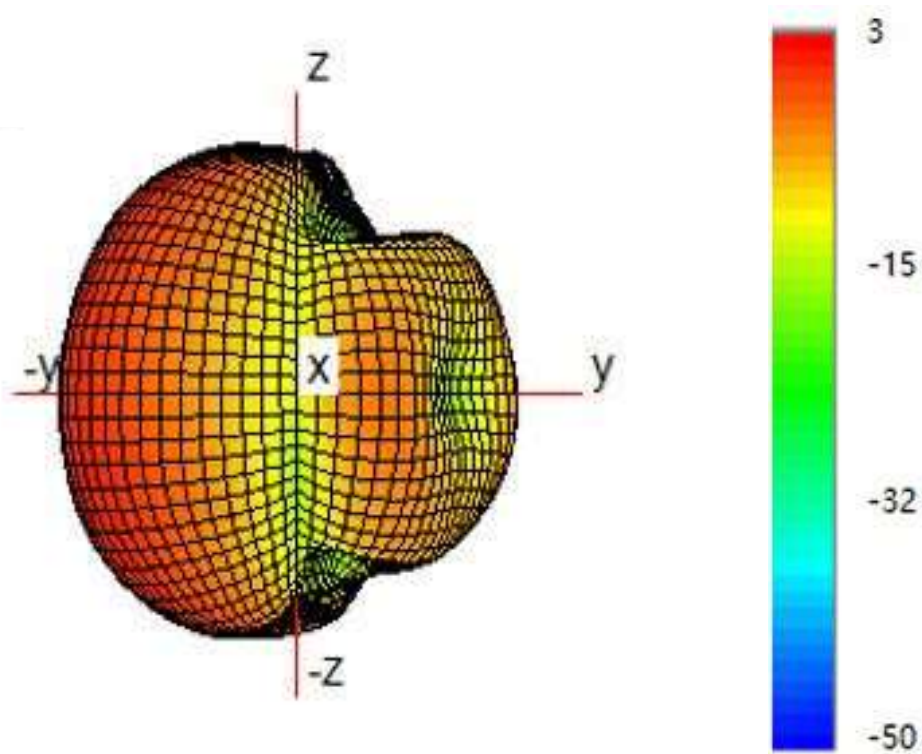
Radiation Pattern

The Gain pattern is measured in FAR-field chamber. DUT is placed on the table of rotator , a standard horn antenna and Vector Network Analyzer is used to collect data.

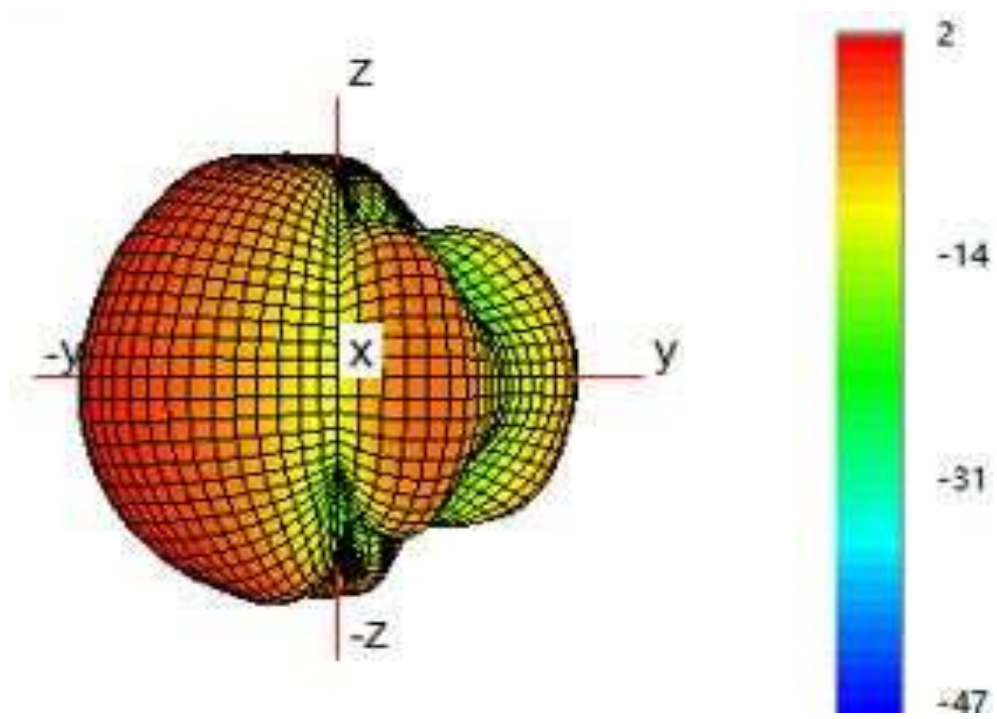
Fig.2 FAR-field Chamber



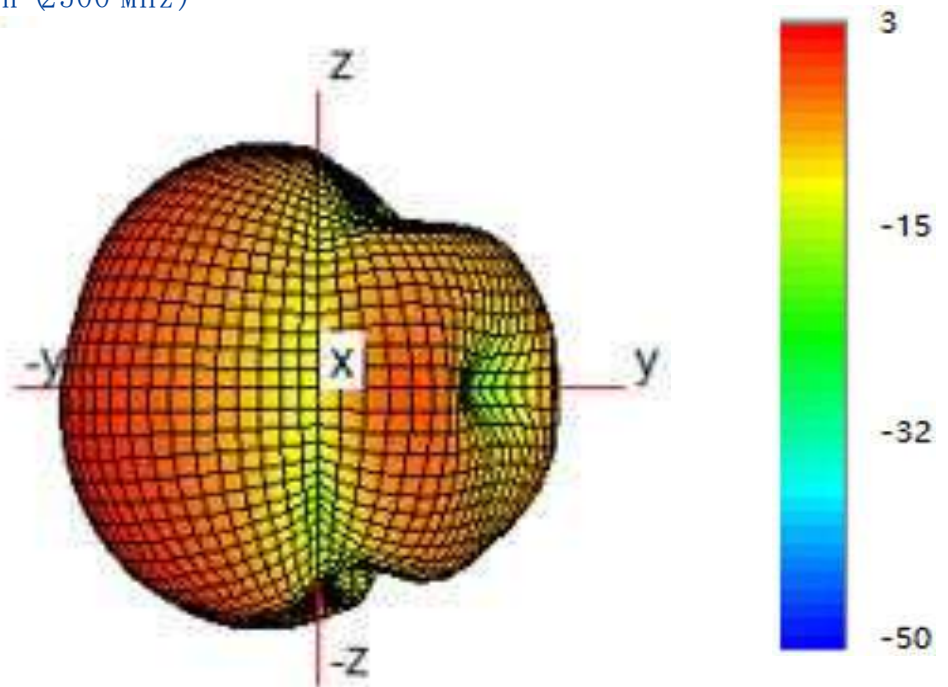
3D Gain Pattern (2400 MHz)



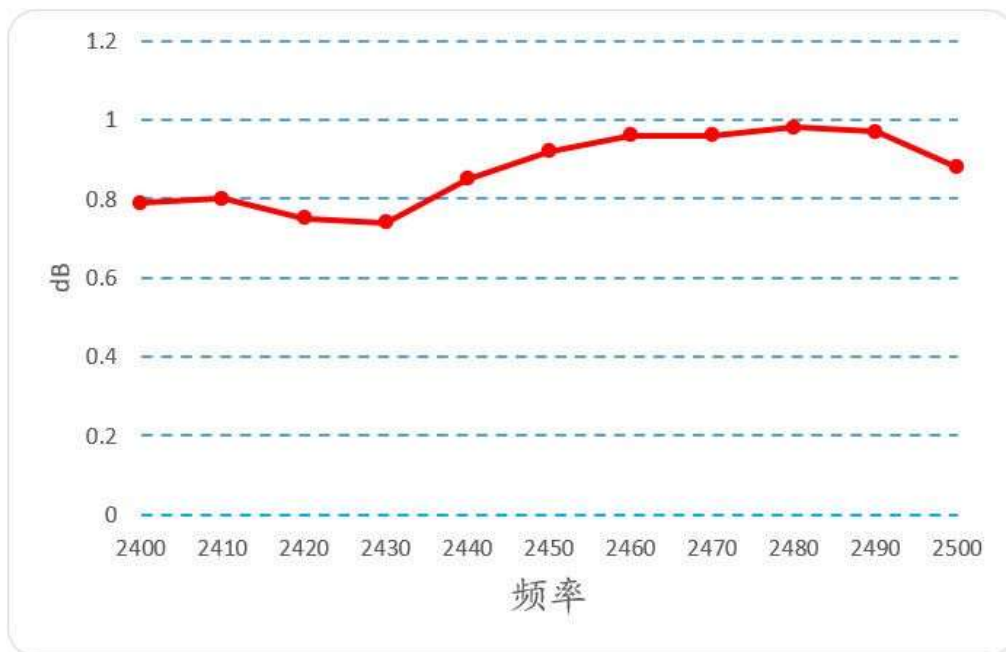
3D Gain Pattern (2450 MHz)



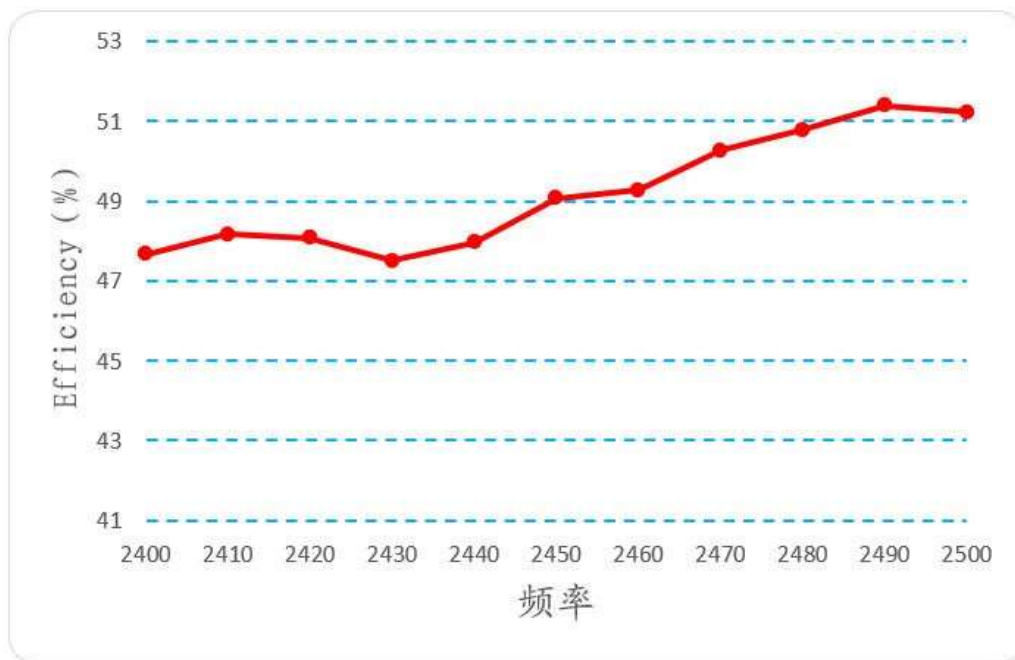
3D Gain Pattern (2500 MHz)



Gain (dB)



Efficiency (%)



Item	Condition	Specification
Thermal shock	1. 30±3 minutes at -40°C±5°C, 2. Convert to +105°C (5 minutes) 3. 30±3 minutes at +105°C±5°C, 4. Convert to -40°C (5 minutes) 5. Total 100 continuous cycles	No apparent damage Fulfill the electrical spec. after test.
Humidity resistance	1. Humidity: 85% R.H. 2. Temperature: 85±5°C 3. Time: 1000 hours.	No apparent damage Fulfill the electrical spec. after test.
High temperature resistance	No apparent damage Fulfill the electrical spec. after test.	1. Temperature: 150°C±5°C 2. Time: 1000 hours.
Low temperature resistance	1. Temperature: -40°C±5°C 2. Time: 1000 hours.	No apparent damage Fulfill the electrical spec. after test.
Soldering heat resistance	1. Solder bath temperature : 260±5°C 2. Bathing time: 10±1 seconds	No apparent damage
Solderability	The dipped surface of the terminal shall be at least 95% covered with solder after dipped in solder bath of 245±5°C for 3±1 seconds.	No apparent damage

(2)) Storage Condition

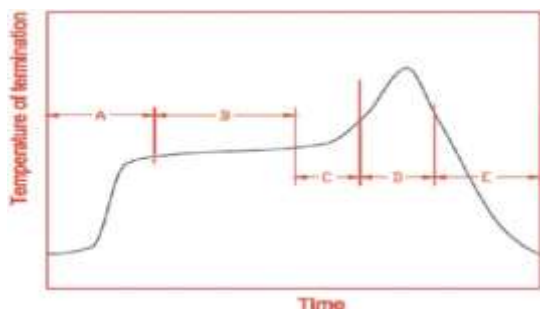
(a) At warehouse: The temperature should be within 0 ~ 30°C and humidity should be less than 60% RH. The product should be used within 1 year from the time of delivery.

(b) On board: The temperature should be within -40~85°C and humidity should be less than 85% RH.

(3) Operating Temperature Range

Operating temperature range : -40°C to +85°C.

Recommended Reflow Solder curve



A	1 st rising temperature	The normal to Preheating temperature	30s to 60s
B	Preheating	140°C to 160°C	60s to 120s
C	2 nd rising temperature	Preheating to 200°C	20s to 40s
D	Main heating	if 220°C	50s~60s
		if 230°C	40s~50s
		if 240°C	30s~40s
		if 250°C	20s~40s
E	Regular cooling	if 260°C	20s~40s
		200°C to 100°C	1°C/s ~ 4°C/s

*reference: J-STD-020C

(1)) Soldering Gun Procedure

Note the follows, in case of using solder gun for replacement.

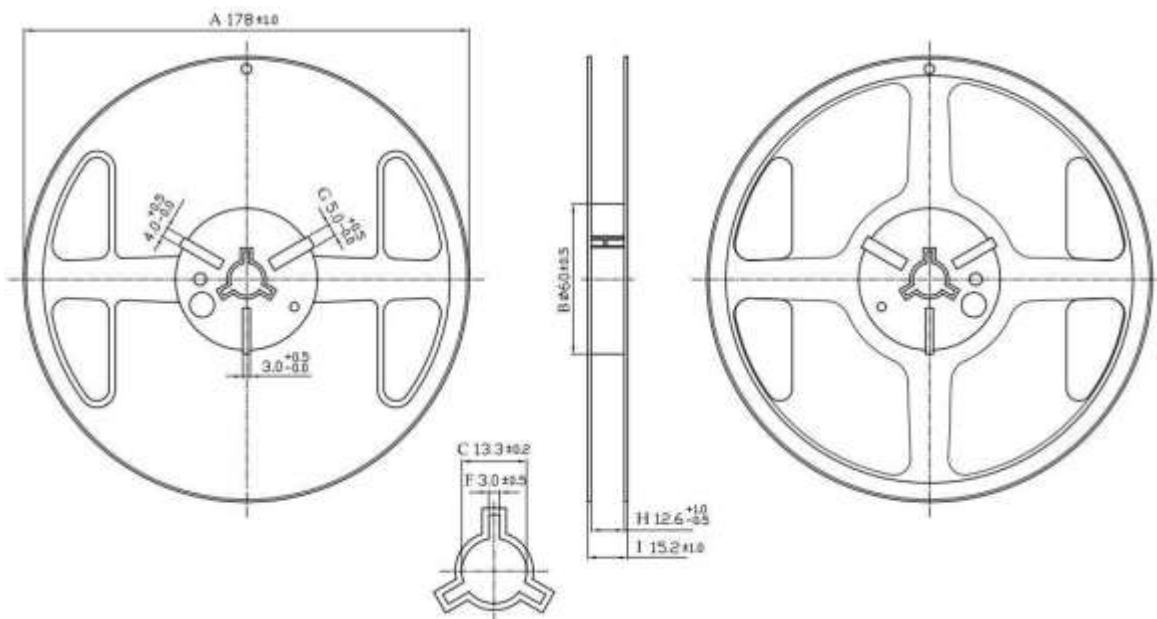
- (a)The tip temperature must be less than 350°C for the period within 3 seconds by using soldering gun under 30 W.
- (b)The soldering gun tip shall not touch this product directly.

(2)Soldering Volume

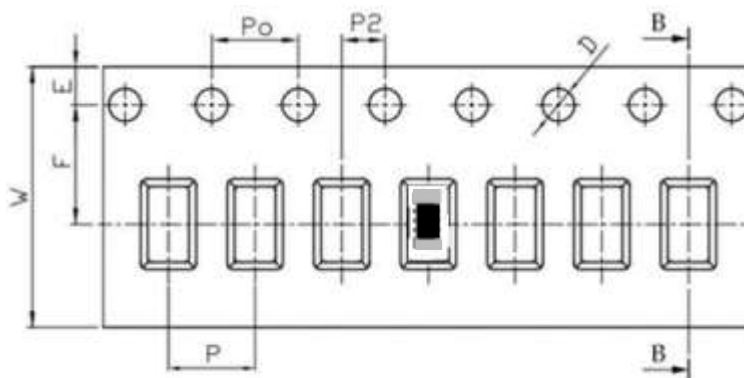
Note that excess of soldering volume will easily get crack the body of this product.

■PACKAGING STYLE

□REEL DIMENSIONS



□ TAPE DIMENSIONS



Feature	Specifications	Tolerances
W	8.00	±0.30
P	4.00	±0.10
E	1.75	±0.10
F	3.50	±0.10
P2	2.00	±0.10
D	1.50	+0.10 -0.00
P ₀	4.00	±0.10
10P ₀	40.00	±0.20

Typing Quantity: 5000 pieces per 7" reel

Order Information

Device	Package	Net Weight	Carrier	Quantity	HSF Status
TS3216E245D05	3216	0.0089g	Tape&Reel	5000pcs	RoHS compliant

Revision history

Date	Revision	Description of changes
2018-11-5	1.0	First Version
2022-12-9	1.1	Update the package information

The contents of this data sheet are subject to change without notice.
Please confirm the specifications and delivery conditions when placing your order.

© Copyright 2015, All rights reserved