

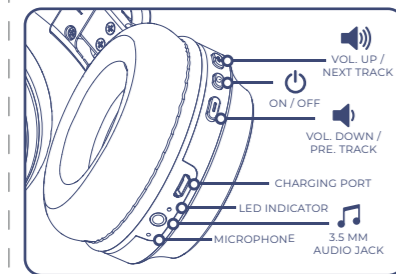
**INCLUDES:**  
CORE Headphones  
Micro USB Charging Cable  
Audio Cable  
User Manual & Warranty

# CORE

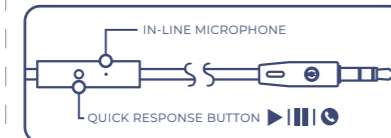
Wireless On-Ear Headphones

User Manual and Warranty  
MA-1550

### FEATURES STORY



DETACHABLE CABLE WITH IN-LINE MICROPHONE AND QUICK RESPONSE BUTTON



Functions vary depending on your phone, tablet or application.



### PRODUCT SPECIFICATIONS

Bluetooth profiles  
Bluetooth Class 2 (10 meter)  
2 x Ø4.0 mm  
20 Hz - 20 kHz  
105dB +/- 3dB at 1kHz  
64 Ω  
> 94 dB  
Micro USB charging  
Lithium-Ion polymer battery  
350 mAh  
up to 20 hours (varies by volume level and audio content)  
Approx. 2 hours  
170 x 185 x 72 mm

### OPERATE YOUR HEADPHONES

**Bluetooth Connection**  
Devices with Bluetooth 5.1 wireless technology equipped computers, smartphones, and MP3 players.  
To use Bluetooth for your audio connection, first pair CORE with your audio source (music player, smartphone, laptop or other Bluetooth equipped device that can act as audio source). Make sure CORE is fully charged (without audio cable plugged in) and turn it on by press and hold the **Power** button for **3 seconds**. Once the power is turned on, CORE is in Bluetooth pairing mode. You can hear a voice notification – "Power on, pairing" and the LED indicator is blinking in red / blue quickly. Make sure Bluetooth is

enabled on your audio source and in a few moments 'MUVEACOUSTICS: CORE' will appear on your list of possible Bluetooth connections. Press 'pair' or 'connect' on your device and after the connection is made, the LED indicator will turn to steady blue and you can hear "your device is connected". Then your device is paired.

From now on, when you turn on CORE, it will automatically search for the last Bluetooth device it was paired with.

While there is no pairing with Bluetooth device within 5 minutes, CORE will turn off automatically with a voice notification – "power off" and you need to switch on again for further use.

**Battery Charging**  
Please use the cable provided to recharge the headphones. It will take 2 hours to fully charged.

**Wired Connection**  
CORE has a 3.5mm audio cable. If there is no Bluetooth source available or if you simply prefer a wired connection, you can connect your CORE directly to your audio source using a stereo male 3.5mm connector at the end of the cable.

CORE headphones comes with audio cable included. Control and talk functions vary depending on your phone, tablet or application. Bluetooth function will be shut off automatically when audio cable is plugged in.

### OPERATIONAL GUIDANCE

Function	Button	Audio	LED
Power on the headphone	Press and hold the On/Off button for 3 second	Power On	Blue light goes on for 1 second
Pairing with Bluetooth device	Press and hold the On/Off button for 3 second	Pairing	Blue and red light flashing quickly
Pairing success	N/A	Your device is connected	Blue light goes on constantly
Play / pause	Press the On/Off button once	N/A	Play mode: blue light flashing once every 5 seconds Pause mode: blue light goes on constantly

### OPERATIONAL GUIDANCE

Function	Button	Audio	LED
Answer incoming call	Press the On/Off button once	caller's number	Blue light goes on constantly
Phone call in progress	N/A	N/A	Blue light goes on constantly
End a call	Press the On/Off button once	N/A	Resume to that of play mode or standby mode
Refuse incoming call	Press and hold the On/Off button for 2 seconds	N/A	N/A
Redialling (last call)	Press the On/Off button twice	N/A	Blue light goes on constantly

### OPERATIONAL GUIDANCE

Function	Button	Audio	LED
Increase volume	Press and hold the "+" button	with maximum volume alert	N/A
Decrease volume	Press and hold the "-" button	N/A	N/A
Next song	Press "*" button once	N/A	N/A
Previous song	Press "*" button once	N/A	N/A

### OPERATIONAL GUIDANCE

Function	Button	Audio	LED
Battery level is low	N/A	Battery Low (every 30 seconds)	Red light flashing once every 5 seconds
Power off the headphone	Press and hold the On/Off button for 4 seconds	Power off	LED light turns off
Battery charging mode	N/A	N/A	Red light goes on constantly
Battery has been fully charged	N/A	N/A	Blue light goes on constantly

Designed by:  
**MUVEACOUSTICS®**  
www.muveacoustics.com 005014

封面 (cover) 封底 (back cover)



Thank you for trusting MUVEACOUSTICS with delivering you excellence in sound. We encourage you to connect with us and become a part of our community!



MUVEACOUSTICS®  
SOUND THAT INSPIRES

MuveAcoustics

muveacoustics\_usa

MuveAcoustics

### SAFETY INSTRUCTIONS

**Warnings**  
• Contains small parts which may be a choking hazard. Not suitable for children under age three.  
• Set a low volume setting before using the headphones.  
• Long-term exposure to loud music or sounds may cause hearing damage. It is best to avoid high volume levels when using these headphones, especially for extended periods.  
• Do not use these headphones when operating a motor vehicle, a bicycle, machinery or where your inability to hear outside sounds may present a danger to you or others.  
**Cautions**  
• Using these headphones limits your ability to hear

noises around you, regardless of listening volume. Please use caution when using these headphones.  
• Do not drop, sit on, or allow the headphones to be immersed in water.

This symbol indicates that this product shall not be treated as household waste. Instead it shall be handed over to the applicable collection point for the recycling of electrical and electronic equipment.

Unsuitable for children under three years because it might, for instance, contain small parts.

To prevent possible hearing damage, do not listen at high volume levels for long periods.

The input voltage to the product is 5V 1A. For your safety, please always use appropriate 5V output charger/Adapter to charge the product. DO NOT USE Quick Charging USB Adapter to charge the product, as it might damage the product. Only charge the product at ambient temperatures between 10 deg °C / 50 deg °F and 40 deg °C / 104 deg °F. Do not heat above 70 deg °C / 158 deg °F, eg. Do not expose to sunlight or throw into fire. Switch off the product after use. Please note that we won't take any responsibility for any wrong operation (eg. Voltage

higher than 5V) as this may result in severe injury or loss of property, and we cannot control the operating process during the time the user using this product.

In extreme cases, abuse or misuse of Lithium battery pack can lead to explosion, heat generation, fire development or smoke development.

**FCC Statement**  
NOTE: This equipment has been tested and found to comply with the limits for a Class B digital device, pursuant to part 15 of the FCC Rules. These limits are designed to provide reasonable protection against harmful interference in a residential installation. This equipment

generates uses and can radiate radio frequency energy and, if not installed and used in accordance with the instructions, may cause harmful interference to radio communications. However, there is no guarantee that interference will not occur in a particular installation. If this equipment does cause harmful interference to radio or television reception, which can be determined by turning the equipment off and on, the user is encouraged to try to correct the interference by one or more of the following measures:

Reorient or relocate the receiving antenna. Increase the separation between the equipment and receiver. Connect the equipment into an outlet on a circuit different from that to which the receiver is connected. Consult the dealer

or an experienced radio/TV technician for help. Changes or modifications not expressly approved by the party responsible for compliance could void the user's authority to operate the equipment. This device complies with Part 15 of the FCC Rules. Operation is subject to the following two conditions: (1) this device may not cause harmful interference, and (2) this device must accept any interference received, including interference that may cause undesired operation.



FCC ID: 2ADM5-MA-1550

### MUVEACOUSTICS ONE-YEAR LIMITED WARRANTY

MUVEACOUSTICS CORE headphones have been subjected to a thorough series of tests to ensure the highest level of dependability. It is unlikely that you will experience any problem, but if a defect should become apparent during the use of this product, MUVEACOUSTICS warrants to the original purchaser that this product will be free from defects in material and workmanship for a period of 12 months from the date of your original purchase from an authorized dealer. If a defect covered by this warranty occurs, MUVEACOUSTICS, at its option,

will repair or replace the product purchase at no repair charge (postage charges will apply). If a replacement is necessary and your product is no longer available, a comparable product may be substituted at the sole discretion of MUVEACOUSTICS.

This warranty does not cover normal wear and tear, abusive use or misuse, modification, tampering or by any other cause not related to either materials or workmanship. This warranty does not apply to product used for any industrial, professional or commercial purposes.

### CUSTOMER SERVICES

For service on any defective under 12 months warranty policy, please contact Consumer Support.

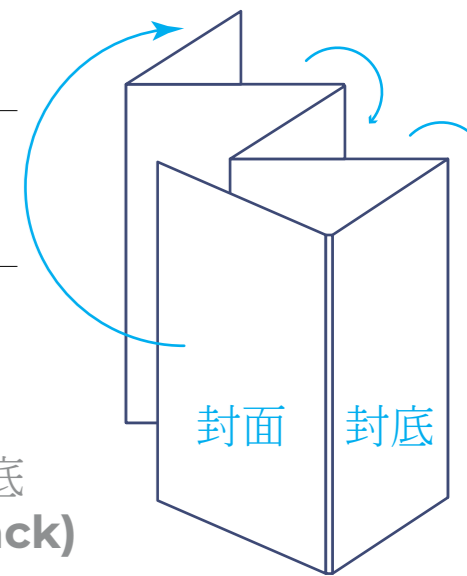
Email: consumersupport@zeeva.com

Keep all relevant information for future reference

Imported and distributed by Zeeva International Limited. All rights reserved

Suite 1007B-1008, 10/F, Exchange Tower, 33 Wang Chiu Road, Kowloon Bay, Hong Kong

面 (front)



底 (back)

摺法示意图

55 mm(W) 3 mm(W) thickness of booklet

55 mm(H)

www.muveacoustics.com